Baum Hydraulics Hose And Fittings

We offer all sizes of Balflex, Gates and CSI hydraulic hose. Every 2 reels of hose qualifies you for FREE FREIGHT!! (a few states require 3 reels)

We offer the following brands of hydraulic fittings:

* CSI
* Gates (megacrimp and global spiral)
* WEATHERHEAD (U series, Z series and 4S fittings)

Gates PC707
Crimper with dies:
$5500.00

 © Baum Hydraulics Corporation

INDEX

A

ADAPTERS:
Chevron.....G15-G18
Breather, BSPP, Flat Face.....N60-N132
ID Chart, JIC Thread, Male Tip.....N67-N131
O-Ring/Pipe Thread, Split Flange...N67-N131
Power Take Off, Pump Drive.....S16-S17
ADJUSTABLE
Dies: V10
Pins: C7-D2
AGRICULTURAL
Bearings: Q4-Q8,Q18-Q23
AIR CONDTIONER, Clutches:..... K16
ALLEN WRENCHES: A5
ALLOY
Chain:.....D3
Threaded Rod: A6
ALUMINUM BRONZ.....Q68-Q69
ALUMINUM GRINDING WHEELS V2-V3
AN WIPERS:.....G33
ASSORTMENT
Boxes: A1
Pin & Key.....A13

B

BABBITT, Metal:..... V3
BACK-UP
Washers: G2-G6
BALL
Bearings: Q2-R11
Replacement (3-Point)/Sockets.....C1-C2
Solid Steel/Trailer: E3
Valves:.....H12
BANDSAW BLADES:.....V4-V6
BARS.....Q68-Q69
BASTARD FILES: V11
BEARINGS:
Agricultural.....Q3-R11
Cast/Powered Bronze, Disc, Flanged...Q9-Q71
Timken/Fafnir.....Q4-Q16
Metric, Nylon, Radial.....Q4-Q60
Rigid:
Rod End, Schatz, Self-Aligning.....Q4-Q74
Spherical, Triple Sealed.....Q7-Q18
Sets, Thrust Roller.....R1-R11
BELTS:.....S44,T13-T19
BINDERS, Load: D3
BITS, Tool: V8
BLACKSMITH, Drills:..... V7
BLADES.....V4-V6,V11
BLOCKS:
Flange, Pillow.....Q2-Q3,Q9-15,Q17,Q32
BOILER, Flange:.....N134
BOLT & NUT GAGE:..... A19
BRACKET, Foot Mount:..... K16
BREATHER:
Adapter, Filters.....N60
BRITISH PIPE.....N53, N130-N132
BRONZE
Bars: Q68-Q69
Bore Sheaves:..... B1
Weld-A-Joint.....P6
Tension.....Q72

C

CAM FOLLOWERS, ...Q18
CANNED WIPERS:.....G31-G33
CAP SCREW:
Flat/Socket Head.....A11-A12
CAPLUGS:..... N64,N134
CAPS:
Dust/Plastic.....N64,N134
CARBIDE
Cutters:..... V8
CARRIAGE SCREW:..... A4
CATERPILLAR:
Canned Wipers/Rectangular Seals.....G19-G33
CESSNA, Seal Kits: K21
CHAIN:
Alloy, Coil, Connective Links.....D3-D6
Hightest, Hooks, Grab & Slip.....D3-D6
Log, Pail, Proof Coil, Shackles.....D3-D6
Swivels, Tighteners, Tow Transport.....D3-D6
Couplings,Detatcher,Links:Pintle/Roller...S1-S10
Precise Roller, Pullers, Sprocket.....S1-S10
Roller: Aqua, Stainless Steel.....S1-S10
CHAR-LYNN.....K1-K3
CLEVELAND.....V7-V9
CLEVIS
Cylinder M7-M8
Drawbar:.....C3
Hooks: D5
Jaw Turnbuckles: B2
Pin: C11-13, D1-2
Tractor:..... C7,D1
CLIPPED HEAD, Plow Screws:..... A3
CLIPS, for Clevis Pins:..... M7-M8
CLUTCH:
Electric/Pumps.....K16
COIL CHAIN
Alloy,High-Test, Proof, Transport.....D3-D4
COIL SPRINGS: A5
COLD SHUTS:..... D6
COLLARS
Locking:.....Q3
Set:.....D1
COLLETS:..... V10
COMMERCIAL
Dry Valve:, Dump Pumps.....K15-K17
Flow Dividers, Gear Motors/Pumps.....K17-K22
Seal Kits, Tandem Pumps:.....K17-K22
CONES
Tapered Roller Bearings: R1-R11
CONTROL
Commercial/Directional Valves: H6-H8
CONTROL CABLES:.....W17-W19
CONVEYOR, Chain: S6
COOLERS, Oil: H11
CORN PICKER PIN: A5
COTTER PINS:..... A5,A9,C11
COUNTERSINKS:..... V10
Sets: V10
COUPLERS:
Gooseneck Trailers: E3
Over-Running: S17
Quick, Grease Gun N61-N63
Threaded Rod: A6
COUPLING
Flexible, Jaw, PTO:.....S10-S15
Links: D6
Pipe: N135
Replacement Chain:..... S10
Rigid, Shaft, Splined:.....S8-S18
COVERS, Coupling:..... S10
CROSS
BA Valves, Parts: H3
Cylinder Seal Kits:.....M7
Kits: H3, K21
Rod Wiper, Shafts: M7
Seal Kits: H3, K21, M7
CROSS & BEARING, KITS:.....
Metric:.....P117-P145
CUPS
Piston: G14
Tapered Roller Bearing: R1-R11
CUSHION, Valve:.....H12
CUT-OFFS, Wheels: V2
CUTTERS
Cutting Oil, Square Shanks:..... V8
CUTTING OIL, Thread:..... V8
CYLINDER-Hyd.....M1-M8

D

D WIPERS: G33
DETACHER, Chain:..... S4
DIES
Adjustable, Bolt, Rethreading:..... V10
DISC
Bearings, Harrow Unit: Q16
DIVIDER, Combiner: H15
DOME HEAD
Scraper Screw:..... A3
DOUBLE WELD HUBS: S19
DRAIN PLUG:.....H23
DRAW
Bars: E1
DRILL
Screw: A3
DRILLS BITS.....V7
Countersinks: V10
DRIVE
Line Components/Tubing P2-P145
Shafts:Metric/Telescoping: P2-P145
DUMP PUMP: K17

E

EATON, Seal Kits:..... K21
ELECTRIC
Clutches: K16
ELEMENTS, Filter:..... H18-H22
END MILLS:..... V8
EXTRACTOR, Screw: V10
EYE
Bolts: A5
Hooks: D2
EYE & EYE, Turnbuckles:..... B2
EYES, Pad: D6

F

FABRIC & RUBBER
Chevron Vee: G15-G18
FARM
Hubs/Spindles: F10-F12
FENDER, Washer: A10
FERRULES
Four Spiral, Hydra-Lite, Return Hose.....N48-N59
FILES: V11
FILTERS
Breather:.....N60
Gauges, Return/Suction Line:..... H24
FITTINGS
Grease:.....N66
FLANGE.....
Bearings, Block, Cast Iron:.....Q2-Q74
Nuts: A7-A8, F12
Screw: A1-A4
Tank: N134
FLAP WHEELS..... V2
FLAT
HEAD
Socket Cap Screws:..... A11
Key Stock, Washer:.....A10-A16
FLEXIBLE
Couplings: S9-S10
FLOW
Control Valves,Diffusers:..... H15-H23
Dividers: H15
Adjustable,Combiner, Proportional:..... H15
Ezy Suction/Sump Strainer: H23
Meter: N60
FOOT
Mounting for Pumps:..... K16
FORGED
Drive Shafts, Yokes.....P2-P5
FOUR SPIRAL HOSE:..... N2

G

GAUGE
Filter, Hydraulic Pressure: H24
GEAR PUMPS
Commercial: K15-K20
Prince: K22
GIB KEY: A16
GOLD, Oil Seals: R27-R29
GOODYEAR, V-Belts: T13-T19
GRAB HOOKS: D5
GREASE
Caps: F12
Fittings: N66
Assortment, Metric: N66
Gun: N64
Accessories, Hose: N64
GRESEN
Seal Kits: K21
GRINDING WHEELS
Aluminum, Cut-Off, Flap V2-V3
Right Angle, Waffled: V2-V3
GRINNELL, Ball Valves: H12

H

H WIPER: G33,G35
HACKSAW BLADES: V11
HAMMERBLOW
Jacks: E2
HAMMERLOCK, Cotter Pins: A9
HAND
Pump: K13
Taps: V9
HAYDEN, Oil Coolers: H11
HELICOIL, Thread Inserts: A14
HEX NUTS: A7-A8
HEXAGON, Rethreading Dies: V10
HIGH-TEST, Steel Chain: D4
HITCH, Pins: C9-D2
HITCHES, Trailer: E1
HOLDERS, Soapstone: V10
HOOKS
Eye, Grab, Safety, Slip, Swivel: D2-D5
Pintle: E1
Tractor Drawbar: C3, E1
HOSE
Ends, Clamp, Four Spiral, Hydraulic: N1-N59
Stems & Ferrules, Suction: N2-N59
HUB & SPINDLE GROUP: F2-F12
HUBS
Assemblies: F2-F12
Dimensions Weldon: P6, S19-S20
Idler: Q75-Q76
QD, QD Welded, Taper Lock: S21-S42
W Series, X Series: S19-S20
HYDRAULIC
Couplers, Hose, Hose Ends: N1-N65
Cylinders: M1-M7
Filters, Flow Dividers: H15-H22
Gauges, Oil Coolers: H11-H24
Motors, Power Units: K1-K22
Selector Valves, Valves: H1-H17
Test Kit: N60

I

IDLER
Hubs, Pulleys, Sprockets: Q75-Q76
IMPLEMENT
Reinforcing Ring: F12
INDEXES, Drill: V7

J

JACKS E2-E5
JAM, Nuts: A7
JIC
Adapters: N67-N88

K

K WIPER: G33
KEY STOCK
Flat, Metric, Offset, Round, Square: A16
KEYED, Shafting: P3
KEYS
Gib Head, Woodruff: A16
KLIK PINS: C8

L

LANTEX, Seal Kits: M7
LAP, Links: D6
LENOX
Bandsaw Blades: V4-V6
Hacksaw/Knives Blades: V11
LINE, Throttle Valves: H16
LINKS
Chain Connecting: D6
Lap, Quick, Shackle: D6
Top: C3-C8
LION,
Cylinder Seal Kits M1, M7
LOAD BINDERS: D3
LOADER VALVE H5
LOG
Chains: D4
Splitter Unit: K12
LOVEJOY
Flexible Couplings: S11-S15
LYNCH, Pins: C8-C9

M

MACHINERY, Bushings A8
MACHINERY, Coil Springs: A5
MAGNETIC
Drain Plugs: H23
MALLEABLE, Pipe Fitting: N135
MARKER VALVE: H17
MARTIN, Sprockets: S23-S43
METAL, Babbitt: V3
METAL CLAD, Wipers: G31-G32
METRIC
Flat Washer:, Hex Nut/Screw A17-A19
Keystock, Lock Washer A16-A19
Nylon Insert Nut: A19
O-Rings: G11-G12
Oil Seals: R12,R24,R30
Ovalok Nut: A19
Rod Seals/Wipers: G29-G35
Thread Repair Kits, Threaded Rod: A6,A14
U-Joints, Yokes: P25-P145
METRO VALVES H4
MILLS, End: V8
MODULAR BACKUP G8
MO-MAX, Tool Bits: V8
MONARCH
Power Units, Solenoids: K11
MONARCH RED LION
Seal Kits: M7
MOTORS
Char-Lynn: K1-K3
Commercial Gear: K18-K20
Prince K13
Seal Kits: K20-K21
TRW Ross: K14

N

NATIONAL
Metric Oil Seals: R30
NEEDLE
Valves: H16
NIPPLE
Pipe: N135
NUTS
Acme, Castle, Elastic Stop, Flange: A6-A8
Conical, Wheel: F12
Heavy, Hex, Jam, Left Hand, Lock: A6-A8
Metric: A17-A19
Ovalok, Serrated, Slotted, Stop: A7
NYLON, Adapters for Vees: G15-G18
Bearings: Q70

O

O-RINGS: G2-G12
Adapters: N67-N133
Measuring Tape, Metric, Took Kit G36
OIL
Coolers, Supply Tanks: H11
Thread Cutting: V8
OIL SEAL
SKF/Chicago Rawhide: R12-R24
Gold, National: R27-R30
OVER-RUNNING, Couplers: S17

P

PAD EYES: D6
PAIL CHAIN: D4
PILLOW BLOCKS: Q3
PILOT
Relief Valve: H13
PINS
Adjustable Draw,Draw,Klik,Lynch: C7-C13
Corn Picker: A5
Roll,expan,spring A15
Hitch: C9-D2
Power Take-Off: C8
Roll Assortmant, Spring: A15
Stabilizer, Top Link: C3-C6
PINTLE
Chain: S5
Hooks: E1
PIONEER
Quick Coupler: N61-N65
PIPE
Fittings,Nipples,Plugs,Thread Adapter: N67-N134
Taps: V9
PISTON
Cups, Rings (Cast Iron), Seals (Teflon): G7-G14
Pump: K12
PLUGS
Drain: H23
POLYPAK
Seals: See URINGS and USEALS
POWER
Steering-Flow Divider: H15
Take-Off
Adapters: S16-S17
Pins, Tubing: C8,P3-P4
POWER UNITS: K11-K12
PRESSED STEEL, Flanges: Q3
PRINCE
Hydraulic Cylinders: M2-M6
Gear Pumps, Gerotor Motor: K13,K22
RD Valves: H2
Rephasing/Welded Cylinders: M5
Seal Kits: K21,M8
Shafts: M8
Valves: H1-H6

INDEX

P Continued.....

PROOF COIL CHAIN: D4
PROPORTIONAL DIVIDER:..... H15
PTO
Adapters: S16-S17
Pump: K22
PULLERS, Roller Chain:..... S4
PULLEY
Blanks:..... T3
Hubs: S41-S42
Idler: Q75
Wire Rope: B1
PUMPS
Clutch, Foot Mount:..... K16
Commercial: K15-K20
Dump:..... K17
Gear: K15-K22
Drive Adapter: S17
Hand, Log Splitter: K12-K13
Parts: K20
Prince Gear: K22
PTO:..... K22
Seal Kits: K20

Q

QD
Flexible Couplings:..... S10
Hub:..... S41
Welded: S32
Sheave Blanks: T4-T12
Sprocket Blanks: S21-S40
QUADRIGAGES: N60
QUICK
Coupler:.....N61-N65
Link:.....D6

R

RADIAL BALL BEARINGS:.....Q18-Q23
RATCHET
Load Binders: D3
RECTANGULAR, Piston Seals:.....G19-G20
REDI-BOLT
Couplers, Threaded Rod:.....A5-A6
REINFORCED, Cut-Off Wheels:.....V2-V3
RELIEF VALVES: H13, H14
REPHASING, Cylinders:.....M5
RESTRICTOR SWIVEL: N134
RETHREADING, Dies:..... V10
REUSABLE, Hose Ends:..... N59
RIGID
Shaft/Splined Couplings:.....S17-S19
RINGS
Cast Iron Piston:.....G13
Snap: A20
Telfon TFE:.....G2-G10
Vee, Wear: G15-G22
ROD
End Fittings: Q73-Q74
Threaded: A6
Metric.....A12
Wiper Rings:.....G31-G35
ROD WIPER,
for Cross:.....M7
ROLLER CHAIN:.....S1-S4
Detachers, Pullers: S4
ROPE
Clips for Wire Rope,Sheaves,Thimbles: ..B1-B2
ROSS MOTORS: K4-K10
ROUND, Key Stock:..... A16

S

SAE WASHER:..... A10
SAFETY
Hooks: D2
PTO Shields: P4-P5
Metric.....P25-P145
SAND SPREADER VALVE:..... H14
SAWS
Hack: V11
SCRAPER BLADE SCREW:..... A3

SCREW
Carriage, Domehead, Drill:.....A3-A4
Conical, Splined, Wheel: F12
Extractor Sets, Taps:.....V9-V10
Flat Head
Socket Cap Screw:..... A11
Hex, Metric: A1-A3, A17-A19
Metric:.....A17-A19
Plow:..... A3
Scraper Blade, Set Screw:.....A3,A12
Socket Head
Cap, Set Screw: A11-A12
Square Head, Set Screw, Trailer Floor:.... A3
SEAL
Filter: H18-H22
Gold Oil: R27-R29
Identification Chart: G1
SEALS.....X section. Also..See Booklets
Seal chart for most popular cylinders X2-X3
Agriculture/Snow plow
Allis Chalmers X4
Bobcat X4-X6
Bush-Hog X6
Case X6-X7
John Deere.....X8-X16
Dual X16-X17
Ezee X17
Farmhand X17-X18
Ford X18-X19
Gahl X19
Great Bend X20
Hesston X20-X23
International Harvester.....X23-X27
Kewanee X27
Koyker X27-X28
Krause X28
Leon X28
Lion..... X29
Massey Ferguson.....X29-X33
Midwest X33
Monarch Road X33
Holland X33-X34
Owatonna X34-X35
Steiger X35
Versatile X35-X36
Westendorf X36
White X36-X37
Woods X37
Replacement Seal Kits
Atlas X37
Bantam X37
Barko X37
Buffalo X37
Cascade X37
Dynahoe X37
Eaton Yale..... X37
Esco X37
Farmstar X37
Fontaine X37
Franklin..... X37
Gafner-Iron Mule X37
Glencoe X37
Harvester X37
Houle X37
Husky X37
Hydro-Line..... X37
Hycan X37
Johnson..... X37
Koehring X37
Kelly Ripper X37
Loadmaster X37
Myers..... X37'
Pak-Mor..... X37'
Parker-Hannifin X37-X38
Prentice X38
Ronen..... X38
Sunflower X38
Super Draulic..... X38
Taylor X38
Tel-E-Lect..... X38
Texas..... X38
Veno X38
Unit Rig..... X38
Will-Rich X38
CALL FOR ADDITIONAL SELECTION

SELECTOR VALVES: H17
SET COLLAR: .....
Round.....C13
Hex.....D1
SET SCREW
Metric,Socket/Square Head: A11-A12
SHAFTING
Rectangular, Round, Square:.....P2-P4
SHAFT
Clevis,Cross, Cylinders, Prince:..... M2-M8
Round Keyed, Splined: P3
Telescoping Drive:.....P2-P5
SHEAVES
One Groove A-B, QD, Taper Lock:.... T1-T12
Two Groove A-B:..... T1-T12
Wire Rope: B1
S**HIELDS**:
Drive Shafts, Metric Driveshaft:.....P2-P145
SHOP PRESS UNIT: K12
SHUT-OFF VALVE:..... H16
SHUTS, Cold:..... D6
SIGHT GLASSES:..... N60
SKF/CHICAGO RAWHIDE, Seals..... R13-R24
Metric Oil Seals R30
SLEEVE
Drive Shafts:.....P2-P5
Slip, Splined: P3-P5,S18
Speedi-Sleeve: R25-R26
SLIPS, Hooks:..... D5
SLOTTED
Nuts: A7
SNAP HITCH, Adapter:..... S17
SNOW PLOW CYLINDERS: M4
SNUBBER, Gauge:..... N60
SOAPSTONE:..... V10
Holders: V10
SOCKET HEAD
Cap Screws, Set Screws:.....A11-A12
Metric Set Screw: A17-A18
SOLENOID, Control Valves: H9
SOLENOIDS, Power Units:..... K11
SPEEDI-SLEEVE:..... R25-R26
SPHERICAL, Radial Bearings: Q4-Q60
SPINDLE
Assemblies, Farm, Washers: F2-F12
SPLINE
Adapters, Couplers:.....S15-S18
Shafts, Sleeves: S16-S18
SPLIT, Ball Bushings: Q18
SPRING
Coil Machinery:..... A5
Tension Bushings:.....Q72
SPROCKET
Bored to Size, Double: S19-S40
Chain, Cut Tooth: S5
Hardened Weld-On: S21-S40
Idler: Q76
QD, Taper Lock, Type A/B:.....S21-S38
Weld-On: S19-S37
SPUN STEEL SHEAVES: T2-T4
STABILIZER, Stub Pins:..... C9
STAINLESS STEEL
Roller Chain:..... S4
STAMPED, Flanges:.....Q3
STEEL
Cold Rolled:..... P3
Drive Line Tubing, Shafting, Tubing:....P2-P5
STRAIGHT, Shank Drills:..... V7
STRAINERS
Return Line, Suction, Sump: H23
STRAPS
Tie Down: D1
STROKE CONTROL
Assemblies, Segments, Valve:.....M5
Two Sleeve Assembly:.....M5
STUB END, Turnbuckle: B2
STUD, Screws, Wheel:..... F12
SUCTION
Hose, Hose Ends: N1-N59
Line Filter, Strainer:..... H23
SUMP STRAINER: H23
SUNDSTRAND, Seal Kits:..... K21

INDEX

T

TANK
Breathers: N60
Flange: N134
Oil Supply H11
TAPER, Taps: V8
TAPER LOCK
Hubs: S42
Sheaves: T4-T12
Sprockets: S21-S38
TAPS: V9
Hand, Pipe Taper, Screw, Size Chart: V9
Metric: V9
TEFLON
Piston Seals, Washers: G2-G10
TELESCOPING
Drive Shafts, Tubing: P2-P5
TENSION BUSHINGS
Spring Steel: Q72
THIMBLES, Wire Rope: B2
THREAD
Cutting Oil: V8
THREADED ROD: A6
Metric: A12
THREADERS, Bolt: V9
THREE-POINT, Linkage Parts: C7

THROTTLE VALVES: H16
TIE ROD, Cylinders: M1-M2
Parts: M6-M7
TIGHTENERS, Chain: D3
TIMKEN
Bearings: R1-R11
Thrust Bearings: Please Call
TOOL BITS: V8
TOP LINKS: C3
TORQMOTORS: K1-K9
TORX-HEAD BIT: A3
TOW
Chains: D4
Rings: E1
TRI-POWER, Hand Pump: K13
TRW ROSS
Motors: K4-K10
Seal Kits: K21
TUBING
Drive Line, Drive Shaft, Telescopic: P2-P5
Rectangular, Round, Square: P2-P5
TURNBUCKLES
Eye and Eye, Hook and Eye: B2
Jaw and Jaw, Stub End B2

U

U-SEALS: G29-G30
Metric: G29-G30
UNITS, Hydraulic Power: K11-K12
URING; G23-G28
Metric: G23-G28

V

V-BELTS S44,T13-T19
VALVES
Ball, Check Inline, Cushion: H11-H12
Cross, Motor Control, Metro: H2-H4
Directional Control: H1-H8
Flow Control: H15, H16
Knock-Out, Loader, Williams: H4
Lock,Pressure Lock, Marker: H17
Needle, Shut-Off, Throttle: H16
Pilot Pressure Relief: H13
Prince: H1-H6
Relief, Sand Spreader: H13,H14
Sectional: H1-H8
Selector, Sequence: H10,H17
Solenoid Control: H9
VEE RINGS: G15-G18

W

WAGON
Hubs, Repair Parts, Spindles: F10-F12
Wheel Reinforcing Ring: F12
WARNER ELECTRIC, Clutches: K16
WASHER
Back-Up: G2-G6
Fender, Flat, Lock, SAE : A10
Metric: A19
Spindle: F12
WEAR RING: G21-G22
WEATHERHEAD,Z Fittings Hose Ends.N4-N12
WELD-A-JOINT
Bushings, Large, Small: P6
WELDED
Cylinders: M1-M5
WESCON Cabels W2-W16
WHEEL
Cut-Off, Flap Grinding, Grinding: V2-V3
Nuts, Reinforcing Rings: F12
Screws
Conical Head: F12
Flat Head: F12
Splined: F12
Stud Screws: F12
WHITE/OLIVER
Seal Kits: K21
LENZ Gauges: H24
WILLIAMS
Parts, Power Units, Pumps: K12
Valves: H4
WIPERS
AN Wiper,,H Wiper: G33
D Wiper, K Wiper: G33
Metal Clad Canned: G31-G32
Metric: G34-G35
WIRE ROPE
Clips, Sheaves, Thimbles: B1-B2
WOODRUFF KEY: A16

Z

ZERKS, Grease: N66
Assortment: N66

FIVE EASY WAY TO ORDER FOR SAME DAY SHIPMENT
Get techincal help before you buy
Our staff of professional sales people will be glad to assist you
Just call 800-228-9288

Ordering Information Tips

MINIMUM ORDER - NONE

SHIPPING INFORMATION -
F.O.B. shipping point is our dock in Omaha, Nebraska. Your clear shipping instructions will allow your order (items in stock)
SAME DAY SHIPMENT. 'Orders for customer pick-up' will be held up to 10 days, then will be either shipped or returned to stock.

PRICES - Are listed in **U.S. dollars** and are subject to change without notice. The price charged will be the price in effect when we receive the order.

PRICE QUOTATIONS - Are good for the day quoted only.

DISCOUNTS - Your order may qualify for substantial discounts.

TERMS - Payment with order, or if you have an approved account, terms are **NET 30** days from invoice date.

RETURNS - Check your shipment against our packing slip and notify us immediately of any errors and they will be corrected. Direct and Special orders or Built to order pumps, motors, cables, sawblade and hose assemblies are not returnable. All returns must be authorized and are subject to a 10% restock fee if a replacement order is not placed. There will be a 15% restock fee if we do not receieve the request for return within 10 working days of invoice date. Returns will not be accepted after 30 days. NO EXCEPTIONS!! Call the order desk to request an RMA number which is only good for 10 days. Recarton the merchandise in a shipping box and write the RMA number on the outside and return to Baum Hydraulilcs. We do not issue Call Tags for pick up of returns. NOTE: Merchandise must be comeplete with all parts and accesories, clean and in it's original factory box (with no writing on it) in order to be accepted for credit. Keep all shipping cartons, labels and packing materials together for possible inspections and claims with the shipping company if your package is damaged or parts are missing.

.

SPECIAL MERCHANDISE :
At times as a service to you we accept orders for items not shown in our catalog.
NOTE: THESE ORDERS CANNOT BE CANCELLED, MERCHANDISE THAT HAS BEEN SPECIAL ORDERED (NON-STOCK) CAN NOT BE RETURNED FOR CREDIT
CUSTOM, TECHNICAL, CREDIT ASSISTANCE -
800-228-9288 FROM U.S.A.
402-345-4122 FROM ANYWHERE

AFTER HOURS and WEEKENDS TELEPHONE ORDERING -
800-228-9288 FROM U.S.A.
402-345-4122 FROM ANYWHERE
FAX: 800-832-2522 FROM U.S.A.
FAX: 402-345-0663 FROM ANYWHERE
The recording will advise you what is needed, leave a message and we will get back to you as soon as possible.

CREDIT APPROVAL PROCEDURE - Your company is probably already approved, if not we will start working right away to open an account for you. CALL **800-228-9288**

CREDIT CARDS - Visa, Mastercard, American Express, Discover accepted. Sorry no C.O.D. shipments.

WARRANTY

WARRANTIES: Seller warrants that it is conveying good title to the products supplied hereunder, free of any security interest or other encumbrance of which buyer has no knowledge, and that the products supplied hereunder are of merchantable quality, as defined in sub-paragraphs (a) through (f) of Section 2314 of the Uniform Commercial Code.

DISCLAIMER OF WARRANTIES: The warranties specified in the above paragraph are seller's sole warranties with respect to the products supplied hereunder, and buyer acknowledges it is relying on no other warranty, either written or oral, concerning such products. SELLER HEREBY SPECIFICALLY DISCLAIMS AND EXCLUDES ALL OTHER WARRANTIES OF ANY KIND WHATEVER, EXPRESS OR IMPLIED, INCLUDING ANY IMPLIED WARRANTY OF MERCHANTABILITY OR FITNESS FOR A PARTICULAR PURPOSE WHICH EXCEEDS THE AFORESTATED WARRANTIES.

REMEDY FOR BREACH OF WARRANTY: If any product supplied hereunder is not as warranted above Buyer shall return the product F.O.B. Seller's warehouse as soon as possible after discovery of the defect, and in any event within 30 days after the date of purchase. If Seller and it's supplier determine that one of its warranties has not been breached, Seller shall repair, or at Seller's option, replace the product, if a replacement is reasonably available, or repairs reasonable, or refund the purchase price after charging, in either event, for the service rendered to the defective product.

LIMITATION OF LIABILITY: The remedy set forth in the preceding paragraph is the sole and exclusive remedy of buyer for breach of the above warranties. SELLER'S LIABILITY SHALL IN NO EVENT EXCEED THE REPLACEMENT COST OF THE DEFECTIVE PRODUCT AND BUYER WAIVES ANY RIGHT TO CONSEQUENTIAL DAMAGES BEYOND THE REPLACEMENT COST OF THE DEFECTIVE PRODUCT.

REPAIRS: The warranties stated herein are void if repairs to the products supplied hereunder are done or attempted by anyone other than Seller, unless Buyer shall first have obtained Seller's written consent to such repairs.

Welcome to

BAUM HYDRAULICS CORPORATION

Since 1888, Baum Hydraulics has evolved into what it is today because of you - our customers.

At Baum Hydraulics, our goal is to make sure we can supply the product you need with the best prices possible.

Our sales team offers over 250 years of experience in the industry. You can look to us for any questions you may have and we will do our best to assist you.

Thank you for inquiring about our products!

Sincerely,
Ernie Buttry
President, CEO
Baum Hydraulics, Inc.

1221 HARNEY STREET
OMAHA, NE 68102
800-228-9222

QUICK INDEX

BOLTS & NUTS & WASHERS & SNAP RINGS Metric & Inch	A
WIRE ROPE SHEAVES	B
THREE POINT LINKAGE PARTS ADJUSTABLE & FORGED DRAW PINS	C
CHAIN & HOOKS	D
COUPLINGS & JACKS	E
WAGON HUBS & SPINDLES & PARTS	F
CYLINDER SEALS Polypacks & U-Cups & Vees O-rings & Backups Metric & Inch	G
VALVES & FILTERS	H
PUMPS & MOTORS Seal Kits for Pumps & Motors	K
CYLINDERS	M
HOSE & HOSE ENDS & ADAPTERS	N
JOINTS & YOKES	P
BEARINGS	Q
BEARINGS & OIL SEALS WHEEL BEARING KITS	R
CHAIN & SPROCKETS PTO ADAPTERS	S
SHEAVES & BELTS	T
DRILLS & TAPS & GRINDING WHEELS BANDSAW BLADES & FILES	V
CONTROL CABLES FOR: Farm & Construction & Logging & Garbage Trucks & Transit Mixers	W
	X
	Y

CONVERSION CHART

Decimal Equivalent of Fractions and Millimeters

Fraction	Decimal	MM
1/64	.0156	.397
1/32	.0312	.794
	.0394	1
3/64	.0469	1.191
1/16	.0625	1.588
5/64	.0781	1.984
	.0787	2
3/32	.0937	2.381
7/64	.1093	2.778
	.1181	3
1/8	.1250	3.175
9/64	.1406	3.572
5/32	.1562	3.969
	.1575	4
11/64	.1718	4.366
3/16	.1875	4.763
	.1969	5
13/64	.2031	5.159
7/32	.2187	5.556
15/64	.2343	5.953
	.2362	6
1/4	.2500	6.350
17/64	.2656	6.747
	.2756	7
9/32	.2812	7.144
19/64	.2968	7.541
5/16	.3125	7.938
	.315	8
21/64	.3281	8.334
11/32	.3437	8.731
	.3543	9
23/64	.3593	9.128
3/8	.3750	9.525
25/64	.3906	9.922
	.3937	10
13/32	.4062	10.319
27/64	.4218	10.716
	.4331	11
7/16	.4375	11.113
29/64	.4531	11.509
15/32	.4687	11.906
	.4724	12
31/64	.4843	12.303
1/2	.5000	12.700
	.5118	13
33/64	.5156	13.097
17/32	.5312	13.494
35/64	.5468	13.891
	.5512	14
9/16	.5625	14.288
37/64	.5781	14.684
	.5906	15
19/32	.5937	15.081
39/64	.6093	15.478
5/8	.6250	15.875
	.6299	16
41/64	.6406	16.272
21/32	.6562	16.669
	.6693	17
43/64	.6718	17.066
11/16	.6875	17.463
45/64	.7031	17.859
	.7087	18
23/32	.7187	18.256
47/64	.7343	18.653
	.7480	19
3/4	.7500	19.050
49/64	.7656	19.447
25/32	.7812	19.844
	.7874	20

Fraction	Decimal	MM
51/64	.7968	20.241
13/16	.8125	20.638
	.8268	21
53/64	.8281	21.034
27/32	.8437	21.431
55/64	.8593	21.828
	.8661	22
7/8	.8750	22.225
57/64	.8906	22.622
	.9055	23
29/32	.9062	23.019
59/64	.9218	23.416
15/16	.9375	23.813
	.9449	24
61/64	.9531	24.209
31/32	.9687	24.606
63/64	.9843	25
1	1.0	25.400
	1.0236	26
1-1/32	1.0312	26.194
1-1/16	1.0625	26.988
	1.063	27
1-3/32	1.094	27.781
	1.1024	28
1-1/8	1.1250	28.575
	1.1417	29
1-5/32	1.1562	29.369
	1.1811	30
1-3/16	1.1875	30.163
1-7/32	1.2187	20.956
	1.2205	31
1-1/4	1.2500	31.750
	1.2598	32
1-9/32	1.2812	32.544
	1.2992	33
1-5/16	1.3125	33.338
	1.3386	34
1-11/32	1.3437	34.131
1-3/8	1.3750	34.925
	1.3779	35
1-13/32	1.4062	35.719
	1.4173	36
1-7/16	1.4375	36.513
	1.4567	37
1-15/32	1.4687	37.306
	1.4961	38
1-1/2	1.5000	38.100
	1.5354	39
1-9/16	1.5625	39.688
	1.5748	40
1-19/32	1.5937	40.481
	1.6142	41
1-5/8	1.6250	41.275
	1.6535	42
1-11/16	1.6875	42.863
	1.6929	43
1-23/32	1.7187	43.656
	1.7323	44
1-3/4	1.7500	44.450
	1.7717	45
1-25/32	1.7812	45.244
	1.811	46
1-13/16	1.8125	46.038
	1.8504	47
1-7/8	1.8750	47.625
	1.8898	48
1-29/32	1.9062	48.419
	1.9291	49
1-15/16	1.9375	49.213
	1.9685	50

Fraction	Decimal	MM
2	2.0	50.80
	2.0079	51
2-1/32	2.0312	51.594
	2.0472	52
2-1/16	2.0625	52.388
	2.0866	53
2-1/8	2.1250	53.975
	2.126	54
2-5/32	2.1562	54.769
	2.165	55
2-3/16	2.1875	55.563
	2.2047	56
2-7/32	2.2187	56.356
	2.244	57
2-1/4	2.2500	57.150
	2.2835	58
2-5/16	2.3125	58.738
	2.3228	59
2-11/32	2.3437	59.531
	2.3622	60
2-3/8	2.3750	60.325
	2.4016	61
2-7/16	2.4375	61.913
	2.4409	62
2-15/32	2.4687	62.706
	2.4803	63
2-1/2	2.5000	63.500
	2.5197	64
2-17/32	2.5312	64.294
	2.559	65
2-9/16	2.5625	65.088
	2.5984	66
2-5/8	2.6250	66.675
	2.638	67
2-21/32	2.6562	67.469
	2.6772	68
2-11/16	2.6875	68.263
	2.7165	69
2-3/4	2.7500	69.850
	2.7559	70
2-25/32	2.7812	70.644
	2.7953	71
2-13/16	2.8125	71.437
	2.8346	72
2-27/32	2.8437	72.231
	2.874	73
2-7/8	2.8750	73.025
	2.9134	74
2-15/16	2.9375	74.613
	2.9527	75
2-31/32	2.9687	75.408
	2.9921	76
3	3.0	76.200
	3.0315	77
3-1/16	3.0625	77.788
	3.0709	78
3-3/32	3.0937	78.581
	3.1102	79
3-1/8	3.1250	79.375
	3.1496	80
3-5/32	3.1562	80.169
	3.189	81
3-7/32	3.2187	81.756
	3.2283	82
3-1/4	3.2500	83.550
	3.2677	83
3-9/32	3.2812	83.344
	3.3071	84
3-5/16	3.3125	84.137
	3.3464	85

Fraction	Decimal	MM
3-3/8	3.3750	85.725
	3.3858	86
3-13/32	3.4062	86.519
	3.4252	87
3-7/16	3.4375	87.313
	3.4646	88
3-15/32	3.4687	88.106
	3.5039	89
3-17/32	3.5312	89.694
	3.5433	90
3-9/16	3.5625	90.487
	3.5827	91
3-19/32	3.5937	91.281
	3.622	92
3-5/8	3.6250	92.075
	3.6614	93
3-11/16	3.6875	93.663
	3.7008	94
3-23/32	3.7187	94.456
	3.7401	95
3-3/4	3.7500	95.250
	3.7795	96
3-13/16	3.8125	96.838
	3.8189	97
3-27/32	3.8437	97.631
	3.8583	98
3-7/8	3.8750	98.425
	3.8976	99
3-29/32	3.9062	99.219
	3.9370	100
3-31/32	3.9687	100.806
	3.9764	101
4	4.0	101.600
	4.0158	102
4-1/32	4.0312	102.394
	4.0552	103
4-1/16	4.0625	103.188
	4.0946	104
4-1/8	4.1250	104.775
	4.1338	105
4-5/32	4.1562	105.569
	4.1732	106
4-3/16	4.1875	106.363
	4.2126	107
4-1/4	4.2500	107.950
	4.252	108
4-9/32	4.2812	108.744
	4.2914	109
4-5/16	4.3125	109.538
	4.3307	110
4-11/32	4.3437	110.331
	4.3702	111
4-3/8	4.3750	111.125
	4.4096	112
4-7/16	4.4375	112.713
	4.449	113
4-15/32	4.4687	113.506
	4.4884	114
4-1/2	4.5000	114.300
	4.5275	115
4-9/16	4.5625	115.888
	4.5672	116
4-19/32	4.5937	116.681
	4.6066	117
4-5/8	4.6250	117.475
	4.646	118
4-21/32	4.6562	118.269
	4.6854	119
4-11/16	4.6875	119.063
	4.7244	120

© 2013 by Baum Hydraulics Corporation

Prices subject to change without notice

HEX HEAT TREATED SCREWS

Grade 5 Zinc Plated or Black Finish.
Grade 8 Zinc Plated Heat Treated Coarse Hex Screws

COARSE OR FINE THREAD

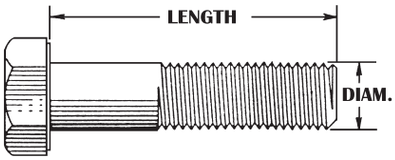

Look for the Three Marks on the Head for Grade 5 **SIZES LISTED BELOW ARE IN STOCK**

Grade 5 = Zinc Plated Heat Treated.

Look for the Six Marks on the Head for Grade 8 **USE GRADE 5 NUTS or GRADE 8 NUTS FOR STRENGTH**

Grade 8 = 4140 Alloy Zinc Plated Heat Treated.

DIMENSION CHART FOR HEX SCREWS

Diameter Inches	Length of Thread Inches* Screws 6 In. & Shorter*	Screws Over 6 Inches Long	Threads to Inch - N.C. (U.S.S.)	Threads to Inch - N.F. (S.A.E.)	Width Across Flats, Inches	Height of Heads, Inches
1/4	3/4	...	20	28	7/16	5/32
5/16	7/8	...	18	24	1/2	13/64
3/8	1	...	16	24	9/16	15/64
7/16	1-1/8	...	14	20	5/8	9/32
1/2	1-1/4	1-1/2	13	20	3/4	5/16
9/16	1-2/8	1-5/8	12	18	13/16	23/64
5/8	1-1/2	1-3/4	11	18	15/16	25/64
3/4	1-2/3	2	10	16	1-1/8	15/32
7/8	2	2-1/24	9	14	1-5/16	35/16
1	2-1/4	2/12	8	14	1-1/2	39/64
1-1/8	2-1/2	2-3/4	7	12	1-11/16	11/16
1-1/4	2-3/4	3	7	12	1-7/8	25/32
1-3/8	3	3-1/4	6	12	2-1/16	27/32
1-1/2	3-1/4	3-1/2	6	12	2-1/4	15/16

YANKEE HEAVY-DUTY OPAQUE BOXES

Molded of polypropylene, extremely durable, chemical resistant, & withstands boiling & freezing.

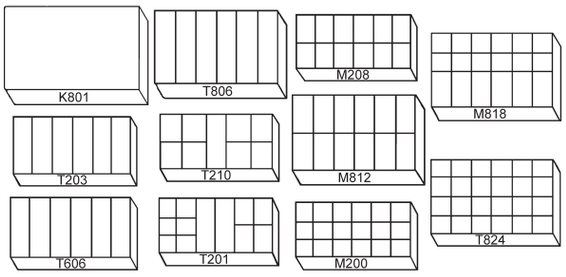

Parts Cabinet No.	No. of Compartments	Overall Size, Inches	Price Per Each
K801	1	13-1/8 x 9 x 2-5/16	**$36.70**
T203	6	8-1/4 x 4-1/2 x 1-3/8	**9.15**
T606	6	11 x 6-3/4 x 1-3/4	**8.54**
T806	6	13-1/8 x 9 x 2-5/16	**22.59**
T210	9	7 x 3-3/4 x 1-1/4	**6.51**
T201	12	8-1/4 x 4-1/2 x 1-3/8	**6.02**
M208	12	8-1/4 x 4-1/2 x 1-3/8	**5.55**
M812	12	13-1/8 x 9 x 2-5/16	**23.47**
M200	18	8-1/4 x 4-1/2 x 1-3/8	**....**
M818	18	13-1/8 x 9 x 2-5/16	**23.47**
T824	24	13-1/8 x 9 x 2-5/16	**22.59**

HEX HEAT TREATED SCREWS - + = Black

1/4" DIAMETER - *Priced Per Piece*

Length Inches	Pkg. Qty.	Grade 5 COARSE HSC5PS	Grade 8 COARSE HSC8PS	Grade 8 FINE HSF8PS
1/2	100	**$0.08**	**$0.17**	**$0.30**
3/4	100	**0.06**	**0.11**	**0.12**
1	100	**0.07**	**0.12**	**0.09**
1-1/4	100	**0.08**	**0.13**	**....**
1-1/2	100	**0.09**	**0.17**	**....**
1-3/4	100	**0.18**	**0.11**	**....**
2	100	**0.13**	**0.23**	**0.16**
2-1/4	100	**0.20**	**0.68**	**....**
2-1/2	100	**0.16**	**0.27**	**0.58**
2-3/4	100	**....**	**0.54**	**0.62**
3	100	**0.18**	**0.31**	**....**
3-1/2	100	**0.33**	**0.73**	**....**
4	100	**0.26**	**0.45**	**0.67**
4-1/2	100	**0.31**	**....**	**....**
5	100	**0.47**	**....**	**....**
5-1/2	100	**....**	**....**	**....**
6	100	**0.50**	**....**	**....**
7	5	**0.45**	**....**	**....**
8	5	**0.57**	**....**	**....**
9	- -	**....**	**....**	**....**
10	- -	**....**	**....**	**....**

5/16" DIAMETER - *Priced Per Piece*

Pkg. Qty.	Grade 5 COARSE HSC5PS	Grade 8 COARSE HSC8PS	Grade 8 FINE HSF8PS
100	**$0.13**	**$0.09**	**$0.31**
100	**0.10**	**0.16**	**....**
100	**0.10**	**0.17**	**0.15**
100	**0.12**	**0.20**	**0.64**
100	**0.14**	**0.24**	**0.21**
100	**0.18**	**0.28**	**0.62**
100	**0.19**	**0.31**	**....**
100	**0.22**	**....**	**....**
100	**0.23**	**0.38**	**0.32**
100	**0.26**	**0.27**	**....**
100	**0.26**	**0.45**	**....**
50	**0.30**	**0.55**	**....**
50	**0.36**	**0.59**	**1.13**
50	**0.77**	**....**	**....**
50	**0.72**	**1.59**	**....**
50	**0.97**	**....**	**....**
50	**0.74**	**....**	**....**
5	**0.72**	**....**	**....**
5	**0.63**	**....**	**....**
- -	**....**	**....**	**....**
- -	**....**	**....**	**....**

3/8" DIAMETER - *Priced Per Piece*

Length Inches	Pkg. Qty.	Grade 5 COARSE HSC5PS	Grade 8 COARSE HSC8PS	Grade 8 FINE HSF8PS
1/2	100	**$ ....**	**$....**	**$....**
3/4	100	**0.15**	**0.38**	**0.57**
1	100	**0.15**	**0.24**	**0.28**
1-1/4	100	**0.17**	**0.28**	**0.22**
1-1/2	100	**0.19**	**0.31**	**0.75**
1-3/4	100	**0.23**	**0.56**	**1.17**
2	100	**0.26**	**0.41**	**0.54**
2-1/4	50	**0.29**	**0.88**	**0.46**
2-1/2	50	**0.31**	**0.51**	**1.48**
2-3/4	50	**0.36**	**0.62**	**....**
3	50	**0.37**	**0.63**	**0.71**
3-1/2	50	**0.42**	**0.74**	**....**
4	50	**0.49**	**0.88**	**....**
4-1/2	50	**1.41**	**0.99**	**....**
5	50	**0.61**	**1.03**	**....**
5-1/2	50	**0.72**	**1.43**	**....**
6	50	**0.80**	**1.39**	**1.11**
7	5	**1.46**	**....**	**....**
8	5	**4.15**	**....**	**....**
9	5	**1.77**	**....**	**....**
10	5	**1.50**	**....**	**....**

7/16" DIAMETER - *Priced Per Piece*

Pkg. Qty.	Grade 5 COARSE HSC5PS	Grade 8 COARSE HSC8PS	Grade 8 FINE HSF8PS
- -	**$ ....**	**$ ....**	**$ ....**
- -	**....**	**....**	**....**
100	**0.65**	**0.48**	**1.36**
50	**0.35**	**0.54**	**0.30**
50	**0.38**	**0.58**	**0.57**
50	**0.46**	**0.51**	**....**
50	**0.48**	**0.74**	**0.89**
50	**....**	**....**	**0.53**
50	**0.60**	**0.90**	**0.59**
50	**....**	**0.50**	**0.64**
50	**0.70**	**1.11**	**0.96**
25	**0.80**	**1.28**	**1.75**
25	**0.94**	**1.16**	**1.66**
25	**2.15**	**1.62**	**....**
25	**1.19**	**....**	**....**
25	**2.70**	**....**	**....**
25	**1.51**	**....**	**....**
- -	**....**	**....**	**....**
- -	**....**	**....**	**....**
- -	**....**	**....**	**....**
- -	**....**	**....**	**....**

SAME DAY SHIPMENT

PHONE, FAX, OR E-MAIL YOUR ORDER TODAY!

Prices subject to change without notice. **ASK FOR QUANTITY DISCOUNT**

1-800-228-9222 / e-mail: sales@baumhydraulics.com
Fax: 1-800-832-2522 / www.baumhydraulics.com / © Baum Hydraulics Corporation

BAUM HYDRAULICS CORPORATION

HEX HEAT TREATED SCREWS

Grade 5 Zinc Plated or Black Finish.
Grade 8 Zinc Plated Heat Treated Coarse Hex Screws

COARSE OR FINE THREAD

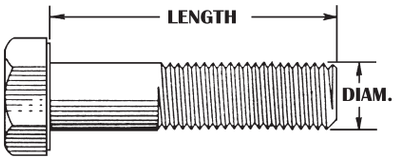

Look for the Three Marks on the Head for Grade 5 **SIZES LISTED BELOW ARE IN STOCK**

Grade 5 = Zinc Plated Heat Treated.

Look for the Six Marks on the Head for Grade 8 **USE GRADE 5 NUTS or GRADE 8 NUTS FOR STRENGTH**

Grade 8 = 4140 Alloy Zinc Plated Heat Treated.

HEX HEAT TREATED SCREWS - + = Black

1/2" DIAMETER - *Priced Per Piece*

Length Inches	Pkg. Qty.	Grade 5 COARSE HSC5PS HSC5BS	Grade 8 COARSE HSC8PS HSC8BS	Grade 8 FINE HSF8PS HSF8BS
1	50	$0.29	$0.54	$0.64
1-1/4	50	0.34	0.53	0.46
1-1/2	50	0.38	0.60	1.94
1-3/4	50	0.42	0.68	....
2	50	0.47	0.76	1.00
2-1/4	50	0.55	0.92	0.88
2-1/2	50	0.55	0.90	1.37
2-3/4	50	0.68	1.09	0.77
3	50	0.66	1.06	1.54
3-1/4	25	....	....	1.59
3-1/2	25	0.78	1.21	1.02
3-3/4	25	....	....	1.07
4	25	0.86	1.36	3.51
4-1/2	25	0.99	1.72	....
5	25	1.09	1.89	1.78
5-1/2	25	1.22	2.06	....
6	25	1.34	2.35	0.92
6-1/2	5	....	2.78+	....
7	5	1.84	3.53+	4.86+
7-1/2	5	....	3.76+	....
8	5	2.71	4.16+	10.54+
8-1/2	5	....	3.03+	....
9	5	3.91+	....	....
10	5	4.46+	....	....
12	5	5.45+	....	....
15	5	....+	....	....

5/8" DIAMETER - *Priced Per Piece*

Length Inches	Pkg. Qty.	Grade 5 COARSE HSC5PS HSC5BS	Grade 8 COARSE HSC8PS HSC8BS	Grade 8 FINE HSF8PS HSF8BS
1	25	$0.66	$1.14	$2.15
1-1/4	25	0.78	0.99	1.49
1-1/2	25	0.68	1.06	1.44
1-3/4	25	0.77	1.26	1.31
2	25	0.76	1.28	1.64
2-1/4	25	0.89	1.41	....
2-1/2	25	0.94	1.49	2.06
2-3/4	25	1.17	1.92	2.45
3	25	1.07	1.72	2.37
3-1/4	25	....	....	1.17
3-1/2	25	1.26	2.18	3.00
3-3/4	- -	....	....	....
4	25	1.45	2.20	3.36
4-1/2	25	1.62	2.44	3.77
5	25	1.77	2.70	3.91
5-1/2	25	1.90	3.25	3.76
6	25	2.16	3.35	3.45
6-1/2	5	3.32	4.80+	....
7	5	3.02	4.62+	10.48+
7-1/2	5	3.34	5.50+	....
8	5	3.61	5.88+	17.26+
8-1/2	- -	....	....	....
9	5	6.45+	9.86+	14.58+
10	5	6.94+	11.42+	....
12	5	8.68+	....	....
15	5	....	....	....

9/16" DIAMETER - *Priced Per Piece*

Length Inches	Pkg. Qty.	Grade 5 COARSE HSC5PS	Grade 8 COARSE HSC8PS	Grade 8 FINE HSF8PS
1	25	$	1.12	0.77
1-1/4	25	....	0.39	....
1-1/2	25	....	1.01	1.04
1-3/4	- -	....	....	....
2	25	....	1.21	1.30
2-1/4	- -	....	....	....
2-1/2	25	....	1.37	1.63
2-3/4	- -	....	....	....
3	25	....	3.23	1.48
3-1/4	- -	....	....	....
3-1/2	25	....	1.78	1.91
3-3/4	- -	....	....	....
4	25	....	2.65	....
4-1/2	25	....	4.79	....
5	25	....	3.53	....
5-1/2	25	...	3.24	....
6	25	....	....	....
6-1/2	- -	....	....	....
7	- -	....	....	....
7-1/2	- -	....	....	....
8	- -	....	....	....
9	- -	....	....	....
10	- -	....	....	....
12	- -	....	....	....
15	- -	....	....	....

3/4" DIAMETER - *Priced Per Piece*

Length Inches	Pkg. Qty.	Grade 5 COARSE HSC5PS HSC5BS	Grade 8 COARSE HSC8PS HSC8BS	Grade 8 FINE HSF8PS
1	20	$1.80	$1.64	$2.87
1-1/4	20	0.43	0.55	....
1-1/2	20	1.91	2.10	1.40
1-3/4	20	1.71	3.27	1.36
2	20	1.24	1.98	2.73
2-1/4	20	1.50	3.14	....
2-1/2	20	1.47	2.34	3.39
2-3/4	20	....	2.53	....
3	20	1.70	2.69	3.90
3-1/4	20	....	....	....
3-1/2	20	1.92	3.04	3.99
3-3/4	20	....	....	....
4	20	2.19	3.39	4.92
4-1/2	20	2.44	3.94	5.71
5	20	2.67	4.31	5.10
5-1/2	20	2.90	5.20	5.84
6	20	3.20	5.15	7.32
6-1/2	5	5.16	7.17+	....
7	5	4.36	7.20+	16.19+
7-1/2	5	4.64	8.37+	....
8	5	4.73	7.52+	17.86+
8-1/2	5	....	....	....
9	5	6.02+	10.51+	9.72+
10	5	6.85+	13.20+	22.77+
12	5	12.24+	....	....
15	5	9.43+	....	....

7/8" DIAMETER - *Priced Per Piece*

Length Inches	Pkg. Qty.	Grade 5 COARSE HSC5PS HSC5BS	Grade 8 COARSE HSC8PS HSC8BS	Grade 8 FINE HSF8PS HSF8BS
1	- -	$....	$....	$....
1-1/4	- -	....	....	....
1-1/2	- -	....	....	....
1-3/4	- -	....	....	....
2	15	2.85	3.87	3.52
2-1/4	15	....	....	5.16
2-1/2	15	3.06	3.56	3.99
2-3/4	15	....	3.91	2.54
3	15	3.41	5.13	10.62
3-1/2	15	3.83	5.48	....
4	15	4.61	9.14	8.00
4-1/2	15	4.08	6.70	19.65
5	15	3.98	7.31	22.43
5-1/2	15	5.68	8.42	4.84
6	15	4.64	8.62	5.67
6-1/2	- -	....	....	....
7	5	....	....+	22.74
7-1/2	- -	....	....	....
8	5	7.19	11.96+	15.48
9	5	9.63+	16.70+	33.68
10	5	11.10+	14.16+	....
12	- -	....	....	....
15	- -	....	....	....

1" DIAMETER - *Priced Per Piece*

Length Inches	Pkg. Qty.	Grade 5 COARSE HSC5PS HSC5BS	Grade 8 COARSE HSC8PS HSC8BS	Grade 8 FINE HSF8PS HSF8BS
2	10	$3.90	$5.60	$9.76
2-1/4	10	....	4.28	10.77
2-1/2	10	3.48	6.38	3.12
2-3/4	10	....	....	....
3	10	5.06	7.26	6.27
3-1/2	10	3.81	8.14	7.42
4	10	4.77	8.57	8.22
4-1/2	10	6.57	8.36	11.74
5	10	5.53	10.25	12.14
5-1/2	10	6.11	12.28	....
6	10	6.57	12.55	13.06
7	5	8.66	14.14+	22.09+
7-1/2	5	11.56	....	....
8	5	9.90	16.18+	32.81+
9	5	11.43+	21.07+	16.02+
10	5	16.32+	26.64+	26.85+

Priced Per Piece

1-1/8" DIAMETER

Pkg. Qty.	Grade 8 COARSE HSC8PS HSC8BS
- -	$....
- -	....
5	2.43+
- -	....
5	6.92
- -	....
5	7.43+
- -	....
5	12.01+
- -	....
5	13.93+
5	12.83+
- -	....
5	34.58+
- -	....
5	15.11+

Priced Per Piece

1-1/4" DIAMETER

Pkg. Qty.	Grade 8 COARSE HSC8PS HSC8BS
- -	$....
- -	....
5	9.31+
- -	....
5	2.76+
- -	....
5	20.43+
- -	....
5	23.20+
- -	....
5	25.21+
5	30.55+
- -	....
5	33.34+
- -	....
5	52.98+

Hex Screw Dimension Chart located on page A1.

If you don't see what you need - please, give us a call.
We can supply Hex Screws up to 2" x 20"

ASK FOR QUANTITY DISCOUNT ***Prices subject to change without notice.***

BAUM HYDRAULICS CORPORATION
1-800-228-9222 / e-mail: sales@baumhydraulics.com
Fax: 1-800-832-2522 / www.baumhydraulics.com / © Baum Hydraulics Corporation

NO. 3 HEAD PLOW SCREWS & SCRAPER BLADE SCREWS

FLATHEAD - DOMEHEAD - CLIPPED HEAD

For Bulldozer and Grader Blades

No. 3 Round Head Square Neck - 82 Degrees Countersink - AISI 1035 (SAE Grade 5) High Tensile Steel

GRADE 5 PLOW SCREW - ZINC PLATED and BLACKFLATHEAD - COARSE THREAD

Use Grade 5 Nuts for Strength.

PSC5PS

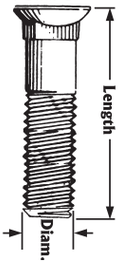

Length Inches	3/8 Grade 5 Plow Screws (Length of Thread: 1-1/8 Inches) Pkg. Qty.	Price Per Piece	7/16 Grade 5 Plow Screws (Length of Thread: 1-1/8 Inches) Pkg. Qty.	Price Per Piece	1/2 Grade 5 Plow Screws (Length of Thread: 1-1/4 Inches) Pkg. Qty.	Price Per Piece	5/8 Grade 5 Plow Screws (Length of Thread: 1-1/2 Inches) Pkg. Qty.	Price Per Piece
1	100	**$0.13**	- -	**$....**	- -	**$....**	- -	**$....**
1-1/4	100	**0.51**	50	**0.47**	- -	**....**	- -	**....**
1-1/2	100	**0.78**	50	**0.56**	50	**1.90**	- -	**....**
1-3/4	100	**0.78**	50	**0.63**	- -	**.....**	- -	**....**
2	100	**0.62**	50	**0.69**	50	**0.95**	25	**1.49**
2-1/4	- -	**....**	50	....	50	**1.06**	- -	**....**
2-1/2	50	**0.29**	50	**0.86**	50	**1.11**	- -	**....**
2-3/4	- -	**....**	50	**0.14**	- -	**....**	- -	**....**
3	- -	**....**	50	**1.80**	50	**1.35**	- -	**....**
3-1/2	- -	**....**	- -	**....**	- -	**....**	25	**3.74**

GRADE 5 PLOW SCREW WITH BIG HEAD

P2C5PS

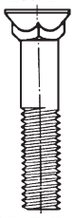

With 7/16" Diam. Shank & 1/2" Head
With 3/8" Diam. Shank & 7/16" Head
Zinc Plated

Length Inches	Pkg. Qty.	Price Per Piece
1/2" Head 7/16" Shank		
2	50	**0.55**
2-1/4	50	**1.31**

GRADE 5 CLIPPED HEAD PLOW SCREWS

PCC5PS

For Plow Shares Clipped Head

Model / Make	Size, Inches	Plow Bolts Needed
John Deere	14" & 16"	One 1/2", three 7/16"
John Deere	18"	One 1/2", four 7/16"
IHC	16" & 18"	One 1/2", three 7/16"
Oliver MM	14"	Four 7/16"
Oliver MM	16"	One 1/2", three 7/16"
Oliver MM	18" & 20"	One 1/2", four 7/16"

Length Inches	Pkg. Qty.	Price Per Piece
7/16 x 1-1/4	50	**$0.89**
7/16 x 1-1/2	50	**0.91**
1/2 x 1-1/4	50	**1.04**
1/2 x 1-1/2	50	**0.98**

CONTOUR HEAD PLOW SCREW

CHP5PS

Grade 5 Plated Plow Screws

Part No. & Size, Inches	Pkg. Qty.	Price Per Piece
3/8 x 1-1/2	100	**$ 0.24**

GRADE 8 DOME HEAD SCRAPER BLADE SCREWS

Use Grade 5 Nuts for Strength.

PSC8BS

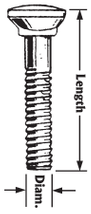

Lenght Inches	Pkg. Qty.	Price Per Piece
5/8 Grade 8 Plow Screws		
2	25	**$1.33**
2-1/4	25	**1.44**
2-1/2	25	**1.51**
3	25	**2.11**
3/4 Grade 8 Plow Screws		
2	20	**$4.32**
2-1/2	20	**2.41**
3	20	**2.99**
3-1/2	20	**3.70**
7/8 Grade 8 Plow Screws		
3	15	**$6.00**

SHEET METAL SCREWS

TORX-HEAD BIT -

T30 Bit has Male Hex Drive. Use T-30 For Torx-Head Trailer Floor Screws.

TORX BIT

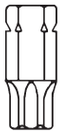

Torx Bit Number	Fits Socket Head Cap Screw	Fits Socket Set Screw	Fits Flat Head Cap Screw	Fits Pressure Plug	Price Per Piece
T-30	1/4	3/8	1/4	1/8	**$0.89**

TFC2BS

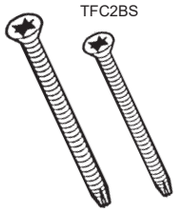

TRAILER FLOOR SCREWS

1/4" Torx Drive Flat Head

ORDER DIAMETER NUMBER & LENGTH IN INCHES

Length Inches	Pkg. Qty.	Price Per Each
1/4 x 1-1/2	100	**$0.39**
1/4 x 2	100	**0.25**
1/4 x 2-1/2	100	**0.70**

DRILL SCREWS -

Zinc Plated - Indented Hex Washer Head Not Slotted

DSC2PS

Size x Length Inches	Pkg. Qty.	Price Per Piece	Size x Length Inches	Pkg. Qty.	Price Per Piece
8 x 12	100	**$0.02**	12 x 1-1/4	100	**$0.14**
10 x 3/4	100	**0.07**	12 x 1-1/2	100	**0.16**
10 x 1	100	**0.08**	1/4 x 3/4	100	**0.15**
10 x 1-1/2	100	**0.10**	1/4 x 1	100	**0.16**
12 x 3/4	100	**0.12**	1/4 x 1-1/4	100	**0.20**
12 x 1	100	**0.07**	1/4 x 1-1/2	100	**0.36**

Prices subject to change without notice. **ASK FOR QUANTITY DISCOUNT**

CARRIAGE & FLANGE SCREWS

DIMENSIONS OF CARRIAGE SCREWS

Diameter, Inches	1/4	5/16	3/8	7/16	1/2	5/8	3/4
Length of Thread, Inches*							
Bolts 6 Inches & Shorter*	3/4	7/8	1	1-1/8	1-1/4	1-1/2	1-3/4
Bolts over 6 Inches Long	1	1-1/8	1-1/4	1-3/8	1-1/2	1-3/4	2
Threads to Inch N.C.(U.S.S.)	20	18	16	14	13	11	10
Head Diameter, Inches	9/16	11/16	13/16	15/16	1-1/16	1-5/16	1-9/16
Head Height, Inches	1/8	5/32	3/16	7/32	1/4	5/16	3/8
Neck Width Across Flats, Inches	17/64	21/64	25/64	29/64	33/64	41/64	49/64
Neck Height, Inches	5/32	3/16	7/32	1/4	9/32	11/32	13/32
Nut Width Across Flats, Inches	7/16	9/16	5/8	3/4	13/16	1	1-1/8
Nut Thickness, Inches	7/32	17/64	21/64	3/8	7/16	35/64	21/32

**Carriage Screws in lengths too short for this length of thread are threaded up to the neck.*

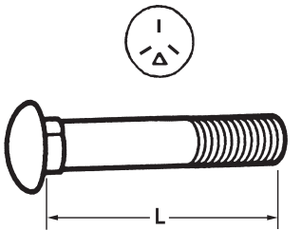

GRADE 5 COARSE (N.C.)
CARRIAGE SCREWS WITHOUT NUTS - Sizes listed below in stock - Diameter, Inches

PLATED - (CSC5PS)

Length, Inches	Pkg. Qty.	1/4" PLATED Price Per Piece	Pkg. Qty.	5/16" PLATED Price Per Piece	Pkg. Qty.	3/8" PLATED Price Per Piece	Pkg. Qty.	7/16" PLATED Price Per Piece	Pkg. Qty.	1/2" PLATED Price Per Piece	Pkg. Qty.	5/8" PLATED Price Per Piece	Pkg. Qty.	3/4" PLATED Price Per Piece
3/4	100	$0.20	100	$0.31	100	$0.23	- -	$	- -	$....	- -	$....	- -	$....
1	100	0.18	100	0.17	100	0.22	100	0.71	50	0.58	- -	....	- -	....
1-1/4	100	0.24	100	0.59	100	0.52	50	0.97	50	0.52	- -	....	- -	....
1-1/2	100	0.31	100	0.43	100	0.29	50	1.07	- -	....	- -	....	- -	....
1-3/4	- -	....	- -	....	100	0.42	50	0.61	50	0.53	- -	....	- -	....
2	100	0.33	100	0.58	100	0.35	50	1.34	50	0.65	25	1.14	- -	....
2-1/4	- -	....	- -	....	50	0.15	- -	....	- -	....	- -	....	- -	....
2-1/2	100	0.36	100	0.32	50	0.87	50	2.39	50	1.30	25	1.36	- -	....
3	- -	....	100	0.83	50	1.00	- -	....	50	1.17	25	3.21	- -	....
3-1/2	- -	....	50	0.87	50	1.13	25	0.76	25	1.07	25	3.78	- -	....
4	- -	....	- -	....	50	0.71	- -	....	25	2.14	25	3.85	20	2.74
5	- -	....	- -	....	- -	....	- -	....	- -	....	25	2.23	20	3.65
6	- -	....	- -	....	- -	....	- -	....	- -	....	- -	....	20	7.19

BLACK - (CSC5PS)

Length, Inches	Pkg. Qty.	1/4" BLACK Price Per Piece	Pkg. Qty.	5/16" BLACK Price Per Piece	Pkg. Qty.	3/8" BLACK Price Per Piece	Pkg. Qty.	7/16" BLACK Price Per Piece	Pkg. Qty.	1/2" BLACK Price Per Piece	Pkg. Qty.	5/8" BLACK Price Per Piece	Pkg. Qty.	3/4" BLACK Price Per Piece
1-1/4	- -	....	- -	....	- -	....	- -	....	50	0.35	- -	....	- -	....
1-1/2	100	0.11	- -	....	- -	....	- -	....	- -	....	25	4.93	- -	....
1-3/4	- -	....	- -	....	100	0.29	50	0.33	- -	....	- -	....	- -	....
2	- -	....	- -	....	100	0.27	- -	....	- -	....	- -	....	- -	....
2-1/4	- -	....	- -	....	50	0.29	- -	....	- -	....	- -	....	- -	....
2-1/2	- -	....	- -	....	50	0.32	50	0.45	- -	....	25	0.98	20	3.46
3	- -	....	100	0.36	- -	....	- -	....	- -	....	- -	....	20	2.39
4	- -	....	- -	....	- -	....	- -	....	25	....	25	3.85	- -	....
6	- -	....	- -	....	- -	....	- -	....	- -	....	25	3.99	- -	....
7	- -	....	- -	....	- -	....	- -	....	- -	....	5	5.26	- -	....

GRADE 8 COARSE HEX FLANGE SCREW -

Length, Inches	Pkg. Qty.	3/8" COARSE Price Per Piece	Pkg. Qty.	1/2" COARSE Price Per Piece	Pkg. Qty.	5/8" COARSE Price Per Piece	Pkg. Qty.	3/4" COARSE Price Per Piece
3	- -	....	- -	....	- -	....	20	3.67

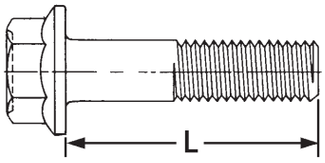

SQUARE HEAD SET SCREWS - (SQC8BS)

Length Inches	Pkg. Qty.	Head Width 1/4" Height 3/16" Price Per Piece	Pkg. Qty.	Head Width 5/16" Height 15/64" Price Per Piece	Pkg. Qty.	Head Width 3/8" Height 9/32" Price Per Piece	Pkg. Qty.	Head Width 7/16" Height 21/64" Price Per Piece	Pkg. Qty.	Head Width 1/2" Height 3/8" Price Per Piece	Pkg. Qty.	Head Width 5/8" Height 15/32" Price Per Piece	Pkg. Qty.	Head Width 3/4" Height 9/16" Price Per Piece
1/2	- -	$	20	$0.14	20	$....	- -	$	- -	$	- -	$	- -	$ ....
3/4	20	....	20	....	- -	....	- -	....	20	0.20	- -	....	- -	....
1	20	....	- -	....	- -	....	- -	....	20	....	- -	....	- -	....
1-1/4	20	....	20	0.18	- -	....	- -	....	- -	....	- -	....	- -	....
1-1/2	20	0.18	20	0.19	- -	....	20	0.20	- -	....	10	....	- -	....
2	- -	....	20	0.23	20	....	20	0.44	10	....	- -	....	- -	....
2-1/2	- -	....	- -	....	- -	....	- -	....	10	0.66	10	.....	5	....
3	- -	....	- -	....	- -	....	- -	....	10	....	- -	....	- -	....

ASK FOR QUANTITY DISCOUNT ***Prices subject to change without notice.***

 © Baum Hydraulics Corporation

MACHINERY COIL SPRINGS -

Extension springs of Medium and Heavy Wire for Heavy Duty Use.

Part No. AND Overall Length, Ins.	Pkg. Qty.	Outside Diam. Inches	Wire Gauge	Wt. Lbs.	Price Per Piece
4	5	11/16	12	1/4	**$....**
6	5	7/8	11	1/4	**5.70**
8	5	1-1/16	10	1/2	**8.74**
10	5	1-1/8	9	3/4	**12.16**
12	5	1-1/4	8	1-1/4	**16.93**
14	5	1-3/8	7	1-3/4	**23.01**
16	5	1-9/16	5	2-3/4	**31.98**

LOCK WIRES FOR CYLINDER -

Square or round wires sizes - Wire in 12" lengths..



Part Number	Pkg. Qty	Price Per Piece	Part Number	Pkg. Qty	Price Per Piece
LWRD 1/8	5	**$5.30**	**LWSQ 3/32**	5	**$0.76**
LWRD 3/16	5	**9.13**	**LWSQ 1/8**	5	**0.95**
LWRD 1/16	5	**0.56**	**LWSQ 5/32**	5	**2.40**
			LWSQ 3/16	5	**1.23**

EXTERNAL HAIR PIN COTTER -

A general purpose snap-on clip made of oil-tempered spring wire.

Cotter Number	Wire Diam.	Eye Diam.	Groove Inches	Overall Length	Pkg. Qty.	Price Per Piece
2-X	1/16	3/16	3/8	1	100	**$0.04**
3-X	1/16	1/8	1/4	11/16	100	**0.05**
4-X	3/64	1/8	1/4	7/8	100	**0.03**
7-X	7/64	7/16	25/32	2-1/16	100	**0.07**
8-X	3/64	1/8	3/16	1-5/16	100	**0.02**
10-X	3/16	3/4	3/4	2-5/8	100	**0.83**

EYE BOLTS -

All Forged Steel Heat Treated.
Coarse Galvanized Shoulder Type.
For other sizes of Eye Bolts, use Eye Nuts & Redi-Bolt.

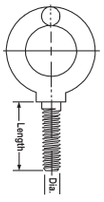

SIZE Diam x. Length Shank Inches	EYE DIAMETER Inside Diam. Inches	Outside Diam. Inches	Safe Working Load Lbs.	Lenght of Bolt Thread Inches	Pkg. Qty.	Price Per Piece
1/4 x 2	1/2	15/16	400	1	5	**$....**
3/8 x 4-1/2	3/4	1-1/2	1200	1-1/2	5	**11.63**
1/2 x 6	1	1-15/16	2100	2	5	**14.63**
5/8 x 6	1-3/8	2-1/2	3200	2-1/2	5	**20.32**
3/4 x 6	1-1/2	3	4500	3	5	**21.18**

L TYPE SOCKET HEAD WRENCH -

Short Arm Series (HX SS WR ST) and
Long Arm Series (HX SS WR LG)

Size Width Across Flats in Inches	Pkg. Qty.	SHORT Series Per Piece	LONG Series Per Piece
5/64	5	**$0.05**	**$0.08**
3/32	5	**0.05**	**0.06**
1/8	5	**0.06**	**0.15**
9/64	5	**0.16**	**....**
5/32	5	**0.10**	**0.21**
3/16	5	**0.17**	**0.35**
7/32	5	**0.16**	**0.31**
1/4	5	**0.23**	**0.42**
5/16	5	**0.41**	**1.31**
3/8	5	**0.67**	**1.98**
1/2	2	**4.15**	**3.32**
9/16	2	**....**	**3.35**
3/4	2	**5.68**	**12.98**

CORN PICKER PINS AND GENERAL PURPOSE PINS -

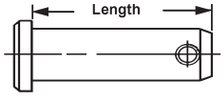

COTTERS TO FIT CORN PICKER PINS
For 1/4" diam. use 3/32" cotters.
For 5/16" to 3/4" diam. use 1/8" cotters.

Size Inches	Pkg. Qty.	Priced Per Piece	Size Inches	Pkg. Qty.	Priced Per Piece
1/4 x 1	25	**$0.17**	**3/8 x 2**	25	**$0.62**
1/4 x 1-1/4	25	**0.27**	**3/8 x 2-1/4**	25	**0.66**
1/4 x 1-3/8	25	**0.13**	**3/8 x 2-1/2**	25	**0.77**
1/4 x 1-1/2	25	**0.22**	**3/8 x 2-3/4**	25	**0.39**
1/4 x 1-3/4	25	**0.38**	**3/8 x 3**	25	**0.85**
1/4 x 2	25	**0.26**	**7/16 x 1**	25	**0.22**
1/4 x 2-1/4	25	**0.28**	**7/16 x 1-1/4**	25	**0.58**
1/4 x 2-1/2	25	**0.44**	**7/16 x 1-1/2**	25	**0.55**
1/4 x 3	25	**0.34**	**7/16 x 1-3/4**	25	**0.59**
5/16 x 1	25	**0.23**	**7/16 x 2**	25	**0.93**
5/16 x 1-1/4	25	**0.35**	**7/16 x 2-1/4**	25	**0.74**
5/16 x 1-1/2	25	**0.30**	**7/16 x 2-1/2**	25	**1.10**
5/16 x 1-3/4	25	**0.47**	**7/16 x 3-1/2**	25	**1.48**
5/16 x 2	25	**0.52**	**1/2 x 1**	25	**1.03**
5/16 x 2-1/4	25	**0.60**	**1/2 x 1-1/4**	25	**0.69**
5/16 x 2-1/2	25	**0.44**	**1/2 x 1-1/2**	25	**0.93**
5/16 x 2-3/4	25	**0.71**	**1/2 x 2**	25	**1.12**
5/16 x 3	25	**0.78**	**1/2 x 2-1/4**	25	**0.84**
3/8 x 1	25	**0.38**	**1/2 x 2-1/2**	25	**1.43**
3/8 x 1-1/4	25	**0.47**	**1/2 x 3**	25	**1.48**
3/8 x 1-1/2	25	**0.48**	**5/8 x 1-1/4**	25	**1.06**
3/8 x 1-3/4	25	**0.61**	**5/8 x 1-1/2**	25	**1.07**
3/8 x 1-7/8	25	**0.66**	**5/8 x 2**	25	**2.02**
			5/8 x 2-1/2	25	**1.59**

REDI-BOLT COUPLERS -

Zinc Plated Steel-Coarse `N.C.' Threads. Used to join lengths of threaded rod end to end

SHORT LENGTHS - RBC2PCS

Thd. Size. Inches	Lenght, Inches	Width Across Flats, Ins.	Pkg. Qty.	Price Per Piece
1/4 ROD	7/8	3/8	50	**$ ....**
5/16 ROD	1	7/16	50	**....**
3/8 ROD	1-1/8	1/2	50	....
7/16 ROD	1-1/4	9/16	50	**0.99**
1/2 ROD	1-1/4	5/8	50	....

LONG LENGTHS - RBC2PCR

Thd. Size. Inches	Lenght, Inches	Width Across Flats, Ins.	Pkg. Qty.	Price Per Piece
5/16 ROD	1-3/4	5/8	50	**$ ....**
3/8 ROD	1-3/4	5/8	50	**3.65**
7/16 ROD	1-3/4	5/8	50	**1.28**
1/2 ROD	1-3/4	11/16	50	**....**
5/8 ROD	2-1/8	13/16	20	....
3/4 ROD	2-1/4	1	10	....
7/8 ROD	2-1/2	1-1/4	10	**7.61**
1 ROD	2-3/4	1-3/8	10	....

Prices subject to change without notice. **ASK FOR QUANTITY DISCOUNT**

REDI-BOLT THREADED STEEL RODS -

Cut Special Bolts or Rods to Exact Length Needed. Can be Heated and Bent to Any Shape. High-strength, cold-drawn steel rods threaded the full length for use in making long or irregularly-shaped bolts. Can be cut to size or used full length as straight bolts; heated and bent into U-bolts, L-bolts, eyebolts, braces and angle rods. Hard & tough, twice as strong as ordinary steel.

* How to order:

Diameter - Thread X Length in inches
EG; 1/4-20 X 72

GRADE 2 REGULAR OIL FINISH RUST-RESISTANT FINISH COARSE THREAD - 3 & 6 Ft. Lenghts

Diam. Inches	Pkg. Qty./Bndl.	3 FT. RBC2B3B Price Per Piece	Seq. #	6 FT. RBC2B6B Price Per Piece	Seq #
1/4	5	**$1.33**	009920	**$2.03**	010816
5/16	5	**1.67**	009984	**3.33**	010880
3/8	5	**3.70**	010048	**6.86**	010944
7/16	5	**5.59**	010112	**8.33**	011008
1/2	5	**6.74**	010176	**13.50**	011072
9/16	- -	....	.....	....	.....
5/8	3	**10.76**	010304	**18.38**	011136
3/4	1	**15.81**	010368	**27.10**	011200
7/8	1	**24.08**	010432	**44.10**	011264
1	1	**31.36**	010496	**57.16**	011328
1-1/8	1	**43.62**	010560	**86.83**	011392
1-1/4	1	**58.34**	010624	**110.15**	011456
1-3/8	1	**37.95**	010626	**86.72**	011458
1-1/2	1	**84.03**	010752	**104.80**	011584

GRADE 2 ZINC PLATED FINISH COARSE THREAD - 3 & 6 Ft. Lenghts

Diam. Inches	Pkg. Qty./Bndl.	3 FT. RBC2P3B Price Per Piece	Seq #	6 FT. RBC2P6B Price Per Piece	Seq #
1/4	5	**$1.84**	012928	**$3.19**	013504
5/16	5	**3.66**	012992	**4.76**	013568
3/8	5	**3.40**	013056	**8.65**	013632
7/16	5	**6.38**	013120	**9.75**	013696
1/2	5	**7.59**	013184	**15.19**	013760
9/16	5	**7.63**	013240	**....**	....
5/8	3	**12.46**	013248	**18.21**	013824
3/4	1	**14.42**	013312	**26.45**	013888
7/8	1	**21.63**	013376	**42.03**	013952
1	1	**28.31**	013440	**52.99**	014016
1-1/8	1	**42.53**	013446	**....**	....
1-1/4	1	**41.76**	013448	**....**	014022
1-3/8	1	**....**	....	**....**	....
1-1/2	1	**75.48**	013450	**148.96**	014024

GRADE 8 ALLOY PLATED FINISH - B7 COARSE THREAD - 3 & 6 Ft. Lenghts

Diam. Inches	Pkg. Qty./Bndl.	3 FT. RBC8B3B Price Per Piece	Seq #	6 FT. RBC8B6B Price Per Piece	Seq #
1/4	- -	**$....**	....	**$....**	....
3/8	5	**31.12**	**015942**	**62.24**	**015955**
7/16	5	**29.79**	**015943**	**28.55**	015957
1/2	5	**26.75**	**015944**	**66.80**	015960
9/16	3	**25.27**	**0159441**	**40.79**	0159601
5/8	3	**35.25**	**015945**	**70.49**	015961
3/4	1	**47.58**	**015946**	**95.17**	015962
7/8	1	**75.07**	**015947**	**126.50**	015963
1	1	**81.81**	**015948**	**163.71**	015964
1-1/8	1	**73.42**	**015949**	**....**	015965
1-1/4	1	**....**	**....**	**219.72**	015966
1-1/2	1	**142.75**	**015951**	**285.51**	**015967**

GRADE 8 ALLOY PLATED FINISH - B7 FINE THREAD - 3 & 6 Ft. Lenghts

Diam. Inches	Pkg. Qty./Bndl.	3 FT. RBF8P3B Price Per Piece	Seq #	6 FT. RBC2P6B Price Per Piece	Seq #
1/4	- -	**$....**	**....**	**$....**	**....**
3/8	5	**....**	**....**	**....**	**....**
7/16	5	**....**	**....**	**....**	**....**
1/2	5	**....**	**....**	**....**	**....**
9/16	3	**25.27**	**015975**	**....**	**....**
5/8	- -	**....**	**....**	**....**	**....**
3/4	- -	....	**....**	**....**	**....**
7/8	1	**....**	**....**	**....**	**....**
1	1	**....**	**....**	**....**	**....**
1-1/8	- -	**....**	**....**	**....**	**....**
1-1/4	- -	**....**	**....**	**....**	**....**
1-1/2	- -	**....**	**....**	**....**	**....**

GRADE 8 ALLOY BLACK FINISH - B7 COARSE THREAD - 3 & 6 Ft. Lenghts

Diam. Inches	Pkg. Qty./Bndl.	3 FT. RBC8B3B Price Per Piece	Seq #	6 FT. RBC8B6B Price Per Piece	Seq #
3/8	5	**$20.45**	016100	**$40.90**	016120
7/16	5	**10.64**	016102	**45.49**	016122
1/2	5	**....**	....	**42.91**	016124
9/16	3	**27.58**	016105	**29.44**	016125
5/8	3	**41.97**	016106	**83.94**	016126
3/4	1	**39.75**	016108	**74.89**	016128
7/8	1	**54.18**	016110	**108.35**	016130
1	1	**....**	....	**134.92**	016132
1-1/8	1	**130.07**	016114	**77.14**	016134
1-1/4	1	**110.42**	016116	**220.84**	016136
1-1/2	1	**70.76**	016118	**147.72**	016138

GRADE 8 ALLOY BLACK FINISH - B7 FINE THREAD - 3 & 6 Ft. Lenghts

Diam. Inches	Pkg. Qty./Bndl.	3 FT. RBF8P3B Price Per Piece	Seq #	6 FT. RBC2P6B Price Per Piece	
3/8	5	**$....**	....	**$....**	....
7/16	5	**25.54**	016202	**30.15**	016236
1/2	5	**52.22**	016204	**96.11**	016238
9/16	3	**25.27**	016205	**50.54**	016240
5/8	3	**57.46**	016206	**44.87**	016242
3/4	1	**....**	....	**115.76**	016244
7/8	1	**....**	....	**137.79**	016246
1	1	**....**	....	....	....
1-1/8	1	**47.44**	016214	**122.36**	016250
1-1/4	1	**....**	....	**279.83**	016252
1-1/2	1	**....**	....	**210.14**	016254

ACME RIGHT HAND THREADED ROD -

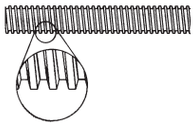

3 & 6 Ft. Lenghts
RBA2B6

MOST COMMON THREAD PITCHES

Diam. Inches	Threads to Inch	Width Across Flats	Pkg. Qty.	3 Ft. Price. Per Piece	6 Ft. Price Per Piece
1/2	10	7/8	1	**$16.34**	**$32.70**
5/8	8	1-1/16	1	**23.39**	**49.96**
3/4	6	1-1/4	1	**29.74**	**59.49**
7/8	6	1-7/16	1	**37.82**	**83.22**
1	5	1-5/8	1	**53.98**	**107.97**
1-1/8	5	1-13/16	1	**100.93**	**201.83**
1-1/4	5	2	1	**91.05**	**182.09**
1-1/2	4	2-3/8	1	**128.22**	**256.44**

ACME RIGHT HAND HEX NUTS -

Not Plated-Weldable
RBA2B3

MOST COMMON THREAD PITCHES

Diam. Inches	Threads to Inch	Full Width Across Flats	Pkg. Qty.	Price Per Piece
1/2	10	7/8	10	**$5.11**
5/8	8	1-1/16	5	**5.79**
3/4	6	1-1/4	5	**7.86**
7/8	6	1-7/16	5	**10.21**
1	5	1-5/8	5	**12.82**
1-1/8	5	1-13/16	3	**16.10**
1-1/4	5	2	3	**18.39**
1-1/2	4	2-3/8	3	**29.41**

ASK FOR QUANTITY DISCOUNT ***Prices subject to change without notice.***

 © Baum Hydraulics Corporation

HEX NUTS

Zinc Plated With Nylon Insert - Coarse (N.C.) & Fine (N.F.) Threads

ELASTIC STOP NUTS

Grade 2 - Coarse & Fine -

Nut Size Inches	Coarse Thrds Per Inch	Fine Thrds Per Inch	Pkg. Qty.	Coarse ESC2PS Price Per Piece	Fine ESF2PS Price Per Piece	Width Across Flats Inches	Thick-ness Inches
1/4	20	28	100	**$0.05**	**$0.04**	7/16	5/16
5/16	18	24	100	**0.10**	**0.07**	1/2	11/32
3/8	16	24	100	**0.10**	**0.15**	9/16	29/64
7/16	14	20	50	**0.20**	**0.15**	5/8	29/64
1/2	13	20	50	**0.23**	**0.41**	3/4	19/32
9/16	12	18	25	**0.78**	**1.30**	7/8	41/64
5/8	11	18	25	**0.49**	**1.08**	15/16	3/4
3/4	10	16	20	**0.85**	**0.89**	1-1/16	7/8
7/8	9	14	15	**....**	**2.34**	1-1/4	63/64
1	8	14	10	**2.69**	**5.31**	1-3/16	1-3/64

THIN ELASTIC STOP NUTS

Grade 2 - Coarse & Fine -

Coarse ETC2PS Price Per Piece	Fine ETF2PS Price Per Piece	Width Across Flats Inches	Thick-ness Inches
$0.09	**$0.14**	7/16	13/64
0.10	**0.03**	1/2	1/4
0.14	**0.14**	9/16	17/64
....	**....**	5/8	- -
0.44	**0.10**	3/4	5/16
....	**....**	7/8	- -
1.24	**0.92**	15/16	25/64
1.19	**1.39**	1-1/16	13/32
....	**....**	1-1/4	- -
....	**....**	1-3/16	- -

OVALOK LOCK NUTS

Grade 8 - Coarse & Fine -

Nut Size Inches	Coarse Thrds Per Inch	Fine Thrds Per Inch	Pkg. Qty.	Coarse OVC8PS Price Per Piece	Fine OVF8PS Price Per Piece	Width Across Flats Inches	Thick-ness Inches
1/4	20	28	100	**$0.05**	**$0.07**	7/16	7/32
5/16	18	24	100	**0.06**	...	1/2	17/64
3/8	16	24	100	**0.08**	**0.16**	9/16	21/64
7/16	14	20	50	**0.20**	**0.17**	11/16	3/8
1/2	13	20	50	**0.16**	**0.52**	3/4	7/16
9/16	12	18	25	**0.47**	**0.62**	7/8	31/64
5/8	11	18	25	**0.34**	**0.43**	15/16	35/64
3/4	10	16	20	**0.51**	**0.62**	1-1/8	41/64
7/8	9	14	15	**1.13**	**1.62**	1-5/16	3/4
1	8	14	10	**1.70**	**....**	1-1/2	55/64

FLANGE NUTS SERRATED - PLATED

Grade 5 - Coarse -

Coarse SRCPS Price Per Piece	Fine Not Available	Width Across Flats Inches	Thick-ness Inches
$0.04	**...**	15/64	37/64
0.05	**...**	9/32	43/64
0.08	**...**	11/32	3/4
0.19	**...**	25/64	15/16
0.19	**...**	7/16	11/64
....	**...**	- -	- -
0.38	**...**	5/8	1-1/2
1.03	**...**	9/16	1-1/4
....	**...**	- -	- -
....	**...**	- -	- -

SLOTTED NUTS

Coarse & Fine -

Nut Size Inches	Coarse Thrds Per Inch	Fine Thrds Per Inch	Pkg. Qty.	Coarse SNC2BS Price Per Piece	Fine SNF2BS Price Per Piece	Width Across Flats Inches	Thick-ness Inches
1/4	20	28	100	**$....**	**$0.11**	7/16	7/32
5/16	18	24	100	**0.12**	**0.12**	1/2	17/64
3/8	16	24	100	**0.23**	**0.23**	9/16	21/64
7/16	14	20	50	**0.33**	**0.17**	11/16	- -
1/2	13	20	50	**0.38**	**0.63**	3/4	7/16
5/8	11	18	25	**0.61**	**5.39**	15/16	35/64
3/4	10	16	20	**0.79**	**5.39**	1-1/8	41/64
7/8	9	14	15	**3.89**	**8.65**	1-5/16	3/4
1	8	14	10	**3.41**	**14.51**	1-1/2	55/64
1-1/8	7	12	5	**3.21**	**....**	1-11/16	31/32
1-1/4	7	12	5	**13.39**	**5.07**	1-7/8	1-1/16

HEX JAM NUTS - PLATED

Coarse & Fine -

+ = Black

Coarse JNC2BS Price Per Piece	Fine JNF2BS Price Per Piece	Width Across Flats Inches	Thick-ness Inches
$....	**$0.05**	7/16	5/32
0.02	**0.03**	1/2	3/16
0.06	**....**	9/16	7/32
0.09	**0.05**	11/16	1/4
0.12	**0.16**	3/4	5/16
0.43	**0.43**	15/16	3/8
0.92	**0.71**	1-1/8	27/64
1.08+	**0.48+**	1-5/16	31/64
1.66+	**1.30+**	1-1/2	35/64
....	**4.43+**	1-11/16	- -
2.67+	**6.52+**	1-7/8	- -

FINE CASTLE NUTS

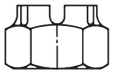

Nut Size Inches	Pkg. Qty.	Course Not Available	Fine CNF8BS Price Per Piece	Width Across Flats Inches	Thick-ness Inches
No. 10-24	...	**$ ....**	**$....**	3/8	- -
1/4	...	**....**	**....**	7/16	- -
5/16	100	**....**	**0.16**	1/2	21/64
3/8	100	**....**	**....**	9/16	13/32
7/16	50	**....**	**....**	11/16	- -
1/2	50	**....**	**0.36**	3/4	9/16
7/8	15	**....**	**....**	1-1/4	- -

Prices subject to change without notice. **ASK FOR QUANTITY DISCOUNT**

HEX NUTS

Grade 2, 5 and 8 Hex Nuts

COARSE THREAD PLATED

Grade 5 & 8 -
+ = Black

Nut Size Inches	Pkg. Qty.	**Coarse** Threads To Inch	**GRADE 5** Price Per Piece	**GRADE 8** Price Per Piece
1/4	100	20	**$0.03**	**$0.03**
5/16	100	18	**0.04**	**0.06**
3/8	100	16	**0.05**	**0.08**
7/16	50	14	**0.14**	**0.17**
1/2	50	13	**0.12**	**0.17**
9/16	25	12	**0.35**	**0.37**
5/8	25	11	**0.23**	**0.33**
3/4	20	10	**0.37**	**0.55**
7/8	15	9	**0.74**	**1.02**
1	10	8	**1.17**	**3.21**
1-1/8	5	7	**2.16+**	**3.15+**
1-1/4	5	7	**3.63+**	**4.05+**
1-3/8	5	6		
1-1/2	5	6	**9.98+**	**10.78+**

FINE THREAD PLATED

Grade 5 & 8 -
+ = Black

Fine Threads To Inch	**GRADE 5** Price Per Piece	**GRADE 8** Price Per Piece
28	**$0.09**	**$0.13**
24	**0.12**	**0.03**
24	**0.08**	**0.26**
20	**0.32**	**0.49**
20	**0.17**	**0.25**
18	**0.73**	**1.07**
18	**0.20**	**0.49**
16	**0.52**	**0.80**
14	**3.27**	**2.49**
14	**3.40**	**1.85**
12	**....**	**4.15+**
12	**....**	**9.97+**
12	**....**	**11.95+**
12	**....**	**8.57+**

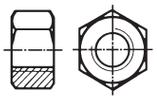

HEAVY COARSE

Grade 2 Plain Hex Nuts -

Nut Size Inches	Pkg. Qty.	**Coarse** Threads To Inch	**GRADE 2** Price Per Piece	Width Across Flats Inches	Thick-ness Inches
1/4	100	20	**....**	1/2	15/64
5/16	100	18	....	9/16	19/64
3/8	100	16	**0.11**	11/16	23/64
7/16	50	...	....	...	...
1/2	50	...	....	...	...
5/8	25	13	**0.34**	7/8	31/64
3/4	20	11	**0.75**	1-1/16	39/64
7/8	15	...	....	...	...
1	10	10	**....**	1-1/4	47/64
1-1/8	5	9	**....**	1-7/16	55/64
1-1/4	5	8	**....**	1-5/8	63/64

LEFT HAND HEX NUTS

Coarse and Fine -

Coarse Threads To Inch	**Fine** Threads To Inch	**Coarse** Price Per Piece	**Fine** Price Per Piece
20	28	**$0.12**	**$0.09**
18	24	**0.14**	**0.11**
16	24	**0.23**	**0.25**
14	20	**0.18**	**0.33**
13	20	**0.89**	**0.44**
11	18	**1.25**	**....**
10	16	**1.81**	**1.88**
9	14	**5.09**	**2.92**
8	14	**5.32**	**3.81**
7	12	**9.61**	....
7	12	**....**	....

MACHINERY BUSHINGS

Specify Hole Size and Gauge When Ordering

250 Machinery Bushing Assortment is one bundle of each size starred In Poly Bags of 10 of a Size and Gauge

NARROW RIM

Hole Size Inches	Outside Diam. Inches	Our Sequence Number	**Thin 18 Gauge 1/32 Inch**	Our Sequence Number	**Regular 14 Gauge 1/16 Inch**	Our Sequence Number	**Thick 10 Gauge 1/8 Inch**
1/2 ID	- -	777700	**$0.04**	777720	**$0.09**		**$....**
9/16 ID	15/16	776920	**0.05**	777722	**0.11**		**....**
5/8 ID	1	776930	**0.08***	777724	**0.10**		**....**
3/4 ID	1-1/4	776940	**0.13***	777020	**0.16***	777170	**0.25***
7/8 ID	1-3/8	776950	**0.14***	777030	**0.19***	777180	**0.31**
1 ID	1-1/2	776960	**0.16***	777040	**0.21***	777190	**0.33***
1-1/8 ID	1-3/4	776970	**0.22***	777060	**0.31***	777200	**0.48***
1-1/4 ID	1-7/8	776980	**0.23***	777065	**0.32***	777210	**0.55***
1-3/8 ID	2-1/8	776990	**0.31***	777070	**0.40***	777220	**0.69**
1-1/2 ID	2-1/4	777000	**0.31***	777080	**0.43***	777230	**0.79**
1-5/8 ID	2-3/8	777702	**0.35**	777090	**0.45**	777735	**0.83**
1-3/4 ID	2-1/2	777010	**0.39**	777100	**0.51**	777240	**0.83**
1-7/8 ID	2-7/8		**....**	777110	**0.86**	777250	**1.31**
2 ID	3	777704	**0.66**	777120	**0.81**	777260	**1.48**
2-1/8 ID	3-1/8	777706	**1.04**	777130	**0.95**	777270	**1.45**
2-1/4 ID	3-1/4		**....**	777140	**0.94**	777280	**2.28**
2-3/8 ID	3-3/8		**....**	777150	**0.98**		**....**
2-1/2 ID	3-1/2		**....**	777160	**0.96**	777283	**1.77**
2-3/4 ID	- -		**....**		**....**		**....**
3 ID	4		**....**		**....**		**....**

WIDE RIM

Hole Size Inches	Outside Diam. Inches	Our Sequence Number	**Thin 18 Gauge 1/32 Inch**	Our Sequence Number	**Regular 14 Gauge 1/16 Inch**	Our Sequence Number	**Thick 10 Gauge 1/8 Inch**
1/2 ID	- -		**$....**		**$....**		**$....**
9/16 ID	- -		**....**		**....**		**....**
5/8 ID	- -	777760	**0.15**	777780	**0.21**		**....**
3/4 ID	1-1/2	777290	**0.20***	777782	**0.30**	777828	**0.45**
7/8 ID	1-3/4	777300	**0.50***	777784	**0.38**	777830	**0.62**
1 ID	2	777310	**0.35***	777786	**0.47**	777832	**0.75**
1-1/8 ID	2-1/8	777320	**0.38***	777788	**0.51**	777834	**0.95**
1-1/4 ID	2-1/4	777330	**0.39***	777790	**0.54**	777836	**1.02**
1-3/8 ID	2-1/2	777340	**0.56**	777792	**0.67**	777838	**1.77**
1-1/2 ID	3	777350	**0.88**	777794	**1.21**	777840	**1.68**
1-5/8 ID	3-1/8	777360	**1.65**	777796	**1.28**	777842	**1.41**
1-3/4 ID	3-1/4	777370	**2.01**	777798	**1.35**	777844	**2.17**
1-7/8 ID	3-3/8	777380	**0.57**	777800	**2.52**	777846	**2.28**
2 ID	3-1/2	777390	**1.50**	777802	**1.48**	777848	**2.39**
2-1/8 ID	3-5/8	777400	**0.62**	777804	**2.31**	777850	**2.25**
2-1/4 ID	3-3/4	777410	**0.64**	777806	**1.58**	777852	**3.89**
2-3/8 ID	- -		**....**		**....**		**....**
2-1/2 ID	3-7/8	777420	**1.13**	777808	**1.57**	777854	**2.54**
2-3/4 ID	47	777764	**1.53**	777809	**1.37**	777855	**3.42**
3 ID	4-1/4	777767	**1.64**	777810	**2.27**	777856	**2.62**

ASK FOR QUANTITY DISCOUNT ***Prices subject to change without notice.***

 © Baum Hydraulics Corporation

COTTER PINS

Steel "Efficiency" Point Extended.
Length is measured from under the eye to tip of point.
These pins are easy to insert, and the points are close together and well tapered. Will spread easily and hold.

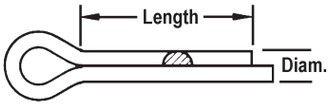

EFFICIENCY COTTER PINS -

Package Qty = 100

Diam. x Length	Price Per Piece	Diam. x Length	Price Per Piece	Diam. x Length	Price Per Piece	Diam. x Length	Price Per Piece
1/16 x 1/2	$0.02	7/64 x 1-1/2	$0.04	3/16 x 1-1/4	$0.07	1/4 x 4	$0.27
1/16 x 3/4	0.06	7/64 x 1-3/4	0.03	3/16 x 1-1/2	0.15	5/16 x 1-1/2	0.26
1/16 x 1	0.03	7/64 x 2	0.03	3/16 x 1-3/4	0.13	5/16 x 2	0.44
1/16 x 1-1/4	0.01	1/8 x 3/4	0.02	3/16 x 2	0.18	5/16 x 2-1/2	0.47
1/16 x 1-1/2	0.08	1/8 x 1	0.08	3/16 x 2-1/2	0.18	5/16 x 3	0.57
5/64 x 1/2	0.02	1/8 x 1-1/4	0.04	3/16 x 3	0.24	5/16 x 3-1/2	....
5/64 x 1	0.02	1/8 x 1-1/2	0.09	3/16 x 3-1/2	0.13	5/16 x 4	0.69
5/64 x 1-1/4	0.08	1/8 x 1-3/4	0.10	3/16 x 4	0.11	3/8 x 1-1/2	0.19
5/64 x 1-1/2	0.03	1/8 x 2	0.10	1/4 x 1	0.13	3/8 x 2	0.50
3/32 x 1/2	0.02	1/8 x 2-1/2	0.10	1/4 x 1-1/4	0.15	3/8 x 2-1/2	0.58
3/32 x 3/4	0.05	1/8 x 3	0.12	1/4 x 1-1/2	0.23	3/8 x 3	0.79
3/32 x 1	0.06	5/32 x 1	0.04	1/4 x 1-3/4	0.26	3/8 x 3-1/2	0.89
3/32 x 1-1/4	0.02	5/32 x 1-1/4	0.08	1/4 x 2	0.28	3/8 x 4	0.83
3/32 x 1-1/2	0.07	5/32 x 1-1/2	0.12	1/4 x 2-1/4	0.25	3/8 x 5	1.22
3/32 x 1-3/4	0.03	5/32 x 2	0.13	1/4 x 2-1/2	0.32	1/2 x 3	0.96
3/32 x 2	0.09	5/32 x 2-1/2	0.16	1/4 x 2-3/4	....	1/2 x 4	1.92
7/64 x 1	0.08	5/32 x 3	0.16	1/4 x 3	0.37	1/2 x 6	1.68
7/64 x 1-1/4	0.04	3/16 x 1	0.06	1/4 x 3-1/2	0.24		

COTTER PIN ASSORTMENTS

50AG Asst. - $7.01
contains 50 assorted sizes from 3/32" x 3/4" thru 5/16" x 2-1/2"

100AG Asst. - $23.68
contains 100 assorted sizes from 3/32" x 3/4" thru 5/16" x 2-1/2"

Ideal Asst. - $2.16
contains 100 assorted sizes from 1/16" x 1/2" thru 5/32" x 1-1/2"

HAMMERLOCK COTTER PINS

HAMCOTS -
Package Qty = 100

Diam. x Length	Price Per Piece	Diam. x Length	Price Per Piece	Diam. x Length	Price Per Piece
1/16 x 1/2	$0.02	7/64 x 1	$0.02	5/32 x 1-1/2	$0.13
1/16 x 3/4	0.02	7/64 x 1-1/2	0.02	5/32 x 2	0.11
1/16 x 1	0.02	1/8 x 3/4	0.02	3/16 x 1	0.04
1/16 x 2	0.01	1/8 x 1	0.10	3/16 x 1-1/4	0.04
1/16 x 2-1/2	....	1/8 x 1-1/4	0.03	3/16 x 1-1/2	....
5/64 x 1/2	0.01	1/8 x 1-1/2	0.07	3/16 x 2	0.22
5/64 x 1	0.02	1/8 x 1-3/4	....	3/16 x 2-1/2	0.18
5/64 x 1-1/2	0.02	1/8 x 2	0.08	3/16 x 3	....
3/32 x 3/4	0.01	1/8 x 2-1/2	0.06	1/4 x 1-1/2	....
3/32 x 1	0.07	1/8 x 3	0.02	1/4 x 2	0.23
3/32 x 1-1/4	0.02	5/32 x 1	0.04	1/4 x 2-1/2	1.83
3/32 x 1-1/2	0.03	5/32 x 1-1/4	0.08	1/4 x 3	0.21
3/32 x 2	0.17				

HAIR PIN COTTER -

Cadmium Plated Oil Tempered Spring Steel Wire. HARPINS -

Cotter Number	Pkg. Qty.	Wire Diam. Inches	LengthOverall Inches	Inside Diam. Eye, Ins.	Price Per Piece
3	20	3/32	1-5/8	5/16	$0.10
6	20	3/16	3-1/4	7/8	0.83
8	20	3/16	3-3/4	7/8	0.88
9	20	5/32	3-5/16	3/4	0.54
10	20	5/32	2-15/16	3/4	0.51
11	20	1/8	2-9/16	7/16	0.36
13	20	3/32	1-3/16	1/4	0.10
14	20	3/32	2-1/2	7/16	0.25
16	20	1/8	1-3/4	7/16	0.28
18	20	1/16	1-9/16	5/16	0.18
20	10	5/16	3-15/16	7/8	4.31

HAIR PIN ASSORTMENTS -
HPC-15 Asst. - $19.29
Contains 15 assorted sizes: 3 - # 3 Pins, 4 - # 6 Pins, 4 - # 10 Pins, 4 - # 11 Pins

Prices subject to change without notice. **ASK FOR QUANTITY DISCOUNT**

STANDARD FLAT STEEL WASHERS

U.S.S. Standard Sizes - Order by Bolt Size
Sizes and types can be combined for quantity discount.

LOCK WASHERS - Standard Steel Grade 5 Zinc & Grade 8 Gold Plated

+ = Black

Bolt Size Ins.	Grade 5 - Zinc Plated Pkg. Qty.	Grade 5 LKW5PB Price Per Piece.	Grade 8 - Gold Plated Pkg. Qty.	Grade 8 LKW8PS Price Per Piece	Approx. Dimen. Width Inches x Thickness Inches
5/32	- -	$....	- -	$....	.055 x .040
3/16	- -	....	- -	....	.062 x .047
1/4	100	**0.02**	100	**0.03**	.109 x .062
5/16	100	**0.06**	100	**0.05**	.125 x .078
3/8	100	**0.03**	100	**0.08**	.141 x .094
7/16	100	**0.14**	100	**0.13**	.156 x .109
1/2	100	**0.05**	100	**0.07**	.171 x .125
9/16	40	**0.06**	25	**0.12**	.188 x .141
5/8	40	**0.11**	25	**0.15**	.203 x .156
3/4	40	**0.17**	20	**0.27**	.234 x .188
7/8	40	**0.31**	15	....	.266 x .219
1	40	**0.44**	10	**0.89**	.297 x .250
1-1/8	10	**1.96+**	- -	....	.328 x .281
1-1/4	10	**0.98+**	- -	....	.359 x .312
1-3/8	10	**0.43+**	- -	....	.391 x .344
1-1/2	10	....+	- -	....	.422 x .375

SAE IN GRADE 5 & GRADE 8 FLAT WASHERS -

Bolt Size Ins.	Pkg. Qty.	Grade 5 FLS5PS Price Per Piece.	Grade 8 FLS8PS Price Per Piece	Approx. Dimen. O.D. Inches	Size Inches	Thick-ness Inches
5/32	100	**$0.01**	$....	7/16	3/16	3/64
3/16	100	**0.08**	....	1/2	7/32	3/64
1/4	100	....	**0.07**	5/8	9/32	1/16
5/16	100	....	**0.08**	11/16	11/32	1/16
3/8	100	....	**0.07**	13/16	13/32	1/16
7/16	100	....	**0.18**	59/64	15/32	1/16
1/2	100	....	**0.22**	1-1/16	17/32	3/32
9/16	- -	....	....	- -	- -	- -
5/8	25	....	**0.37**	1-5/16	11/16	3/32
3/4	20	....	**0.87**	1-1/2	13/16	9/64
7/8	15	....	**0.76**	1-3/4	15/16	9/64
1	10	....	**1.06**	2	1-1/8	9/64

HEAVY DUTY NARROW RIM HARDENED FLAT WASHERS -

Grade 8

Bolt Size Ins.	Pkg. Qty.	Commercial Number	Price Per Piece	O.D. Inches	Size Inches	Thick-ness Inches
1/2	100	391-3784-027	$....	1-1/4	33/64	3/16
9/16	50	391-3782-146	....	1-3/16	19/32	3/16
5/8	50	391-3784-028	**1.36**	1-1/4	21/32	3/16

FENDER WASHERS ZINC PLATED - *Order By Bolt Size*

A light gauge steel washer with a large outside diameter used principally for fender and body repair work, wood construction and assembly.

Bolt Size Ins.	Pkg. Qty.	Price Per Piece	O.D. Inches	Size Inches	Thick-ness Inches
NARROW RIM FENDER WASHERS - FLF2PNS					
1/4	100	$....	1-1/4	9/32	1/16
5/16	100	....	1-1/4	11/32	1/16
3/8	100	**0.10**	1-1/4	13/32	1/16
1/2	100	....	- -	- -	- -
WIDE RIM FENDER WASHERS - FLF2PWS					
1/4	100	**$0.26**	1-1/2	9/32	1/16
5/16	100	**0.24**	1-1/2	11/32	1/16
3/8	100	**0.17**	1-1/2	13/32	1/16
1/2	100	**0.44**	2	15.32	1.16

FLAT WASHERS - GRADE 2

Standard Steel -
+ = Black

Bolt Size Ins.	Pkg. Qty.	Grade 2 FLW2PS Price Per Piece	Approx. Dimensions O.D. Inches	Hole Size Inches	Thick-ness Inches
3 /16	100	$....	9/16	1/4	3/64
1/4	100	**0.05**	3/4	5/16	1/16
5/16	100	**0.08**	7/8	3/8	5/64
3/8	100	**0.08**	1	7/16	5/64
7/16	100	**0.20**	1-1/4	1/2	5/64
1/2	100	**0.21**	1-3/8	9/16	7/64
9/16	50	**0.32**	1-1/2	5/8	7/64
5/8	50	**0.46**	1-3/4	11/16	9/64
3/4	50	**0.70**	2	13/16	5/32
7/8	50	**1.11**	2-1/4	15/16	11/64
1	50	**1.24**	2-1/2	1-1/16	11/64
1-1/8	25	**1.46+**	2-3/4	1-1/4	11/64
1-1/4	25	**2.09+**	3	1-3/8	11/64
1-3/8	25	**3.33+**	3-1/4	1-1/2	3/16
1-1/2	25	**3.04+**	3-1/2	1-5/8	3/16
1-3/4	10	**3.96+**	4	1-7/8	3/16
2	10	**5.33+**	4-1/2	2-1/8	3/16
2-1/2	10	....+	5	2-5/8	15/64

FLAT WASHERS - GRADE 8

Standard Steel -

Bolt Size Ins.	Pkg. Qty.	Grade 8 FLW8PS Price Per Piece	Approx. Dimensions O.D. Inches	Hole Size Inches	Thick-ness Inches
3 /16	- -	$....	9/16	1/4	3/64
1/4	100	**0.09**	3/4	5/16	1/16
5/16	100	**0.15**	7/8	3/8	5/64
3/8	100	**0.15**	1	7/16	5/64
7/16	100	**0.33**	1-1/4	1/2	5/64
1/2	100	**0.37**	1-3/8	9/16	7/64
9/16	25	**1.23**	1-1/2	5/8	7/64
5/8	25	**0.78**	1-3/4	11/16	9/64
3/4	20	**1.16**	2	13/16	5/32
7/8	15	**1.78**	2-1/4	15/16	11/64
1	10	**2.21**	2-1/2	1-1/16	11/64

ASK FOR QUANTITY DISCOUNT ***Prices subject to change without notice.***

 © Baum Hydraulics Corporation

SOCKET HEAD CAP SCREWS

Alloy Steel, Heat Threated

Ask For Quantity Discount on Screws - Sizes can be mixed for discount, but not types.

SOCKET HEAD CAP SCREWS COARSE THREAD - SCC8BS -

Top Diameter measured in inches.

Length Inches	No. 10 3/16 Pkg. Qty.	No. 10 3/16 Price Per Piece	1/4 Pkg. Qty.	1/4 Price Per Piece	5/16 Pkg.. Qty.	5/16 Price Per Piece	3/8 Pkg. Qty.	3/8 Price Per Piece	7/16 Pkg. Qty.	7/16 Price Per Piece	1/2 Pkg. Qty.	1/2 Price Per Piece	5/8 Pkg. Qty.	5/8 Price Per Piece	3/4 Pkg. Qty.	3/4 Price Per Piece
1/2	20	**$0.09**	20	**$0.08**	20	**$0.13**	- -	**$ ....**	- -	**$ ....**	- -	**$ ....**	- -	**$ ....**	- -	**$ ....**
3/4	20	**0.11**	20	**0.39**	20	**0.68**	20	**0.38**	- -	**....**	- -	**....**	- -	**....**	- -	**....**
1	20	**0.23**	20	**0.47**	20	**0.80**	20	**0.54**	20	**1.32**	10	**0.70**	- -	**....**	- -	**....**
1-1/4	- -	**....**	20	**0.53**	20	**0.38**	20	**0.44**	10	**0.74**	10	**2.94**	- -	**....**	- -	**....**
1-1/2	20	**0.18**	20	**0.29**	20	**0.42**	20	**1.60**	10	**0.31**	10	**2.29**	5	**1.36**	5	**2.30**
1-3/4	- -	**....**	20	**0.28**	- -	**....**	10	**0.36**	10	**0.88**	10	**1.26**	- -	**....**	- -	**....**
2	20	**0.19**	20	**0.15**	20	**0.39**	10	**0.65**	10	**1.24**	10	**1.33**	5	**6.76**	5	**2.72**
2-1/2	- -	**....**	20	**0.31**	20	**0.30**	10	**0.59**	10	**1.07**	5	**1.36**	5	**1.85**	5	**2.87**
2-3/4	- -	**....**	- -	**....**	- -	**....**	10	**0.21**	- -	**....**	5	**1.27**	5	**1.45**	- -	**....**
3	- -	**....**	20	**0.18**	20	**1.96**	10	**1.14**	5	**1.32**	5	**1.30**	5	**2.10**	5	**....**
3-1/2	- -	**....**	- -	**....**	- -	**....**	10	**0.43**	- -	**...**	5	**1.53**	5	**2.57**	- -	**....**
4	- -	**....**	10	**0.26**	- -	**....**	10	**1.64**	- -	**....**	5	**4.88**	5	**1.21**	5	**3.92**

SOCKET HEAD CAP SCREWS FINE THREAD - SCF8BS -

Top Diameter measured in inches.

Length Inches	No. 10 3/16 Pkg. Qty.	No. 10 3/16 Price Per Piece	1/4 Pkg. Qty.	1/4 Price Per Piece	5/16 Pkg.. Qty.	5/16 Price Per Piece	3/8 Pkg. Qty.	3/8 Price Per Piece	1/2 Pkg. Qty.	1/2 Price Per Piece
1/2	20	**$0.03**	20	**$0.05**	- -	**$ ....**	- -	**$ ....**	- -	**$ ....**
3/4	20	**0.04**	20	**0.15**	20	**0.11**	- -	**....**	- -	**....**
1	20	0.05	20	**0.16**	20	**0.85**	20	**0.39**	- -	**....**
1-1/2	20	**0.07**	20	**0.13**	- -	**....**	20	**0.69**	10	**0.91**
2	20	**0.06**	20	**0.07**	- -	**....**	- -	**....**	10	**0.42**

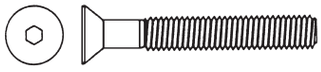

FLAT HEAD SOCKET CAP SCREWS COARSE THREAD - FSC8BS -

Top Diameter measured in inches.

Length Inches	No. 10 3/16 Pkg. Qty.	No. 10 3/16 Price Per Piece	1/4 Pkg. Qty.	1/4 Price Per Piece	5/16 Pkg.. Qty.	5/16 Price Per Piece	3/8 Pkg. Qty.	3/8 Price Per Piece	7/16 Pkg. Qty.	7/16 Price Per Piece	1/2 Pkg. Qty.	1/2 Price Per Piece	5/8 Pkg. Qty.	5/8 Price Per Piece	3/4 Pkg. Qty.	3/4 Price Per Piece
3/4	- -	**$ ....**	20	$**0.21**	20	$**0.46**	20	**$0.47**	- -	$ **....**	10	**$0.57**	- -	$ **....**	- -	$ **....**
1	- -	**....**	20	**0.45**	20	**0.51**	20	**0.47**	- -	**....**	10	**0.99**	- -	**....**	- -	**....**
1-1/4	- -	**....**	20	**0.54**	20	**0.91**	20	**1.34**	- -	**....**	10	**2.28**	- -	**....**	- -	**....**
1-1/2	20	**0.07**	20	**0.19**	20	**1.01**	20	**1.53**	10	**1.83**	10	**2.63**	5	**2.57**	5	**1.19**
2	- -	**....**	20	**0.27**	20	**0.82**	10	**1.17**	- -	**....**	10	**1.10**	5	**5.80**	5	**3.28**
2-1/2	- -	**....**	- -	**....**	- -	**....**	10	**0.78**	- -	**....**	5	**2.96**	5	**7.04**	5	**3.81**
3	- -	**....**	- -	**....**	- -	**....**	10	**1.13**	- -	**....**	5	**1.86**	5	**2.03**	5	**4.35**

RECOMMENDED TORQUE VALUES IN FOOT POUNDS AND CLAMP LOAD VALUES FOR HEX SCREWS

Screw Diameter	1/4	5/16	3/8	7/16	1/2	9/16	5/8	3/4	7/8	1	1-1/8	1-1/4	1-1/2
Grade 5 Coarse													
Clamp Load Lbs.*	2000	3350	4950	6800	9075	11600	14500	21300	29500	38700	42375	53755	78000
Plated Torque	6-1/2	13	23	37	57	82	112	200	322	483	596	840	1462
Oil Finish Torque	8	17	31	50	76	109	150	266	430	645	794	1120	1950
Grade 5 Fine													
Clamp Load Lbs.*	2300	3700	5600	7550	10200	13000	16300	23800	32400	32275	47475	59550	87750
Plated Torque	7-1/4	14	26	41	64	91	128	223	355	541	668	930	1645
Oil Finish Torque	10	19	35	55	85	122	170	297	474	721	890	1241	2194
Grade 8 Coarse													
Clamp Load Lbs.*	2850	4700	6950	9600	12800	16350	20300	30100	41600	54600	68700	87225	126450
Plated Torque	9	18	33	52	80	115	159	282	454	682	966	1363	2371
Oil Finish Torque	12	24	44	70	106	153	212	376	606	909	1288	1817	3161
Grade 8 Fine													
Clamp Load Lbs.*	3250	5200	7900	10700	14400	18300	23000	33600	45800	61125	77025	96600	142275
Plated Torque	10	20	37	58	90	129	180	315	501	764	1083	1509	2668
Oil Finish Torque	14	27	49	78	120	172	240	420	668	1019	1444	2012	3557

***CLAMP LOAD (LBS.) IS EQUAL TO 75% OF BOLT PROOF LOAD.** These values calculated by Rockford from International Fastener Institute technical manual fifth edition for torque to induce clamp load shown for non critical conditions. Values may fluctuate plus or minus 25% and torque wrench may fluctuate plus or minus 25%.

Prices subject to change without notice. **ASK FOR QUANTITY DISCOUNT**

SOCKET HEAD SET SCREWS

Cup Point - Alloy Steel - Heat Treated

COARSE THREAD SOCKET HEAD SET SCREWS - Top Diameter measured in inches. SSC8BS -

Length Inches	No. 8 5/32 Pkg. Qty.	Price Per Piece	No. 10 3/16 Pkg. Qty.	Price Per Piece	1/4 Pkg.. Qty.	Price Per Piece	5/16 Pkg. Qty.	Price Per Piece	3/8 Pkg. Qty.	Price Per Piece	7/16 Pkg. Qty.	Price Per Piece
3/16	20	**$0.06**	20	**$0.07**	20	**$0.07**	- -	**$....**	- -	**$....**	- -	**$....**
1/4	20	**0.09**	20	**0.10**	20	**0.10**	20	**0.10**	- -	**....**	- -	**....**
5/16	20	**0.03**	20	**0.03**	20	**0.11**	20	**0.17**	20	**0.13**	- -	....
3/8	20	**0.06**	20	**0.06**	20	**0.14**	20	**0.17**	20	**0.24**	20	**0.27**
7/16	- -	**....**	- -	**....**	- -	**.....**	- -	**....**	- -	**....**	20	**0.27**
1/2	20	**0.03**	20	**0.03**	20	**0.17**	20	**0.20**	20	**0.32**	20	**0.30**
5/8	- -	**....**	- -	**....**	20	**0.05**	20	**0.21**	20	**0.43**	- -	**....**
3/4	- -	**....**	- -	**....**	20	**0.29**	20	**0.18**	20	**0.54**	20	**0.30**
1	- -	**....**	- -	**....**	20	**0.17**	20	**0.52**	20	**0.44**	10	**0.19**
1-1/4	- -	**....**	- -	**....**	20	**0.19**	20	**0.24**	20	**0.31**	10	**0.20**
1-1/2	- -	**....**	- -	**....**	20	**0.32**	20	**0.35**	20	**0.49**	10	**0.66**
2	- -	**....**	- -	**....**	- -	**....**	10	**0.45**	10	**0.62**	- -	**....**

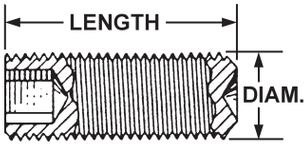

Coarse Thread Socket Head Set Screws Continued ...

Length Inches	1/2 Pkg. Qty.	Price Per Piece	5/8 Pkg. Qty.	Price Per Piece	3/4 Pkg.. Qty.	Price Per Piece	7/8 Pkg. Qty.	Price Per Piece	1 Pkg. Qty.	Price Per Piece
3/8	20	**$0.30**	- -	**$....**	- -	**$....**	- -	**$....**	- -	**$....**
1/2	20	**0.59**	- -	**....**	- -	**....**	- -	**....**	- -	**....**
5/8	20	**0.34**	10	**2.58**	- -	**....**	- -	**....**	- -	**....**
3/4	20	**0.44**	10	**0.81**	10	**1.20**	- -	**....**	- -	**....**
7/8	- -	**....**	- -	**....**	- -	**....**	2	**1.86**	- -	**....**
1	10	**1.28**	10	**0.96**	10	**1.29**	2	**1.38**	2	**3.45**
1-1/4	10	**0.54**	5	**0.51**	5	**0.58**	- -	**....**	- -	**....**
1-1/2	10	**0.59**	5	**1.10**	5	**1.39**	- -	**....**	- -	**....**
2	5	**0.89**	5	**0.72**	2	**3.84**	- -	**....**	2	**2.25**
2-1/2	5	**1.48**	2	**1.82**	2	**1.06**	- -	**....**	2	**2.73**
3	5	**1.55**	2	**1.03**	2	**1.20**	- -	**....**	- -	**....**

FINE THREAD SOCKET HEAD SET SCREWS - Top Diameter measured in inches. SSF8BS -

Length Inches	No. 8 5/32 Pkg. Qty.	Price Per Piece	No. 10 3/16 Pkg. Qty.	Price Per Piece	1/4 Pkg.. Qty.	Price Per Piece	5/16 Pkg. Qty.	Price Per Piece	3/8 Pkg. Qty.	Price Per Piece	7/16 Pkg. Qty.	Price Per Piece	1/2 Pkg. Qty.	Price Per Piece	5/8 Pkg. Qty.	Price Per Piece
3/16	- -	**$....**	20	**$0.07**	20	**$0.07**	- -	**$....**	- -	**$....**	- -	**$....**	- -	**$....**	- -	**$....**
1/4	20	**0.07**	20	**0.06**	20	**0.10**	20	**0.16**	- -	**....**	- -	**....**	- -	**....**	- -	**....**
5/16	- -	**....**	- -	**....**	- -	**....**	20	**0.15**	- -	**....**	- -	**....**	- -	**....**	- -	**....**
3/8	- -	**....**	- -	**....**	20	**0.11**	20	**0.27**	20	**0.19**	- -	**....**	- -	**....**	- -	**....**
1/2	- -	**....**	- -	**....**	20	**0.14**	20	**0.12**	20	**0.10**	20	**0.31**	20	**0.30**	- -	**....**
5/8	- -	**....**	- -	**....**	- -	**....**	- -	**....**	- -	**....**	- -	**....**	20	**0.84**	10	**0.33**
3/4	- -	**....**	- -	**....**	- -	**....**	20	**0.07**	20	**0.20**	- -	**....**	20	**0.16**	- -	**....**
1	- -	**....**	- -	**....**	- -	**....**	- -	**....**	- -	**....**	- -	**....**	10	**0.19**	- -	**....**

METRIC HEX SOCKET SET SCREWS & RODS

METRIC HEX SOCKET SET SCREWS - MRBC2PM -

Part Number Diam.xLgthxPitch	Pkg. Qty.	Price Per Piece	Part Number Diam.xLgthxPitch	Pkg. Qt.	Price Per Piece
M3x3x.50	10	**$0.11**	**M5x8x.80**	10	**$0.22**
- - - - -	- -	**....**	**M5x10x.80**	10	**0.12**
M3x5x.50	10	**0.11**	**M6x6x1.00**	10	**0.23**
M3x6x.50	10	**0.11**	**M6x8x1.00**	10	**0.23**
M3x8x.50	10	**0.11**	**M6x10x1.00**	10	**0.23**
M3x10x.50	10	**0.22**	**M6x12x1.00**	10	**0.24**
M4x5x.70	10	**0.20**	**M8x8x1.25**	10	**0.27**
M4x6x.70	10	**....**	**M8x10x1.25**	10	**0.25**
M4x8x.70	10	**....**	**M8x12x1.25**	10	**0.28**
M4x10x.70	10	**0.13**	**M10x10x1.50**	10	**0.31**
M5x5x.80	10	**....**	**M10x12x1.50**	10	**0.40**
M5x6x.80	10	**0.22**			

26B Assortment: 1 pkg of 10 of each size above. **$....**

METRIC THREADED ROD -

MRBC2PM - Coarse Grade 2 Plated - Class 4.6
1 Meter in Length (39 inches).

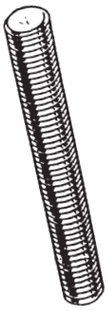

Inch Approx.	Part Number	Pkg. Qty.	Price Per Piece
5/16	**M8x1.25**	1	....
3/8	**M10x1.50**	1	....
1/2	**M12x1.75**	1	....
9/16	**M14x2.00**	1	**31.03**
5/8	**M16x2.00**	1	....
3/4	**M20x2.50**	1	**....**
1	**M24x3.00**	1	....

ASK FOR QUANTITY DISCOUNT ***Prices subject to change without notice.***

 © Baum Hydraulics Corporation

PIN & KEY ASSORTMENTS

Pre-Made Assortments - Priced per Box.

ROLL PIN Assortments - Date: 2000

120B - **$69.29 -** M812 Box / 120 assorted pieces
Contains 10 each of 12 sizes, from 1/8" x 3/4" thru 2" x 1-1/2"

123ECRP - **$.... -** T203 Box / 120 assorted pieces
Contains 10 each of 12 sizes, from 1/16" x 3/4" thru 2" x 1-1/4"

124ECRP - **$127.25 -** T606 Box / 120 assorted pieces
Contains 10 each of 12 sizes, from 1/4" x 1" thru 2" x 1-1/2"

240B - **$.... -** T824 Box / 230 assorted pieces
Contains 10 each of 23 sizes, from 1/16" x 3/4" thru 2" x 1-1/2"

480B - **$....-** Two, M812 Boxes / 460 assorted pieces
Contains 20 each of 23 sizes, from 1/16" x 3/4" thru 2" x 1-1/2"

WOODRUF KEYS Assortments - Date: 2000

ECMPWK - $52.21 - M812 Box / 120 assorted pieces
Contains 10 each of 6 sizes, from 3 thru D

RPWK - $100.67 - T203 Box / 60 assorted pieces
Contains 10 each of 12 sizes, from 3 thru C

1800B - $139.80 - M818 Box / 180 assorted pieces
Contains 10 each of 18 sizes, from 3 thru E

SQUARE KEYSTOCK Assortments - Date: 2000

25 ASSORTMENT- $95.97 - K801 Box / 25 assorted pieces
Contains 5 each of 5 sizes, from 1/8" x 12 thru 3/8" x 12"

MACHINERY BUSHINGS Assortments - Date: 2000

60ECNRB - $16.42 - T203 Box / 60 assorted pieces, narrow rim
Contains 10 each of 6 selected sizes, from 9/16" x 18" thru 1" x 14"

SET COLLARS Assortments - Date: 2000

27 - $69.02 - No Box / 27 assorted pieces
Contains 1 or more of 12 sizes, from LSC 8 thru LSC 24

HELICOIL THREAD REPAIR KITS and EXTRA PARTS

Helicoil taps are a special thread count for Helicoil use only.





Long Length Inch Coarse Extra Insert - HLEXINSC

Helicoil Diameter x Length Inch	Extra Helicoil **INSERT** Part Number	Pkg. Qty.	Price Per Piece
8-32x.328	**1185-2CN 0328**	12	**$0.37**
12-24x.432	**1185-1CN 0432**	12	**0.37**
1/4-20x.500	**1185-4CN 0500**	12	**....**
7/8-9x1.750	**1185-14CN 1750**	1	**6.34**
1-8x2.000	**1185-16CN 2000**	1	**....**

Long Length Inch Fine Extra Insert - HLEXINSF

10-32x.380	**1191-3CN 0380**	12	**....**
3/8-24x.750	**1191-6CN 0750**	12	**1.13**
7/16-20x.875	**1191-7CN 0875**	6	**....**
9/16-18x1.125	**1191-9CN 1125**	6	**....**
5/8-18x1.250	**1191-10CN 1250**	6	**....**
3/4-16x1.500	**1191-12CN 1500**	4	**....**

Inch Coarse Thread Repair Kits - HLREPKITC

Contains one tap, one tool, and one pkg. of inserts for each size.

Helicoil Diameter x Length Inch	**KIT** Part Number	Price Per Kit
8-32x.246	**5521-2**	**$....**
12-24x.324	**5521-1**	....
1/4-20x.375*	**5521-4**	**....**
7/16-14x .656*	**5521-7**	**....**

NOTE: The following Kit comes complete with High Speed Steel Drill for 1/2" Chucks.

7/8-9x1.312	**5521-14**	....

**Also Included in Master Thread Repair Kit - Part Number 5522*

Inch Coarse Thread Repair Inserts - HLEXREPKITC

Helicoil Diameter x Length Inch	Extra Helicoil **INSERT** Part Number	Pkg. Qty.	Price Per Piece	Use Dril Size
8-32x.246	**1185-2CN 0246**	12	**$0.35**	11/64
10-24x.285	**1185-3CN 0285**	12	**0.35**	13/64
12-24x.324	**1185-1CN 0324**	12	**0.35**	15/64
1/4-20x.375*	**1185-4CN 0375**	12	....	17/64
7/16-14x .656*	**1185-7CN 0656**	6	**0.66**	29/64
1/2-13x.750*	**1185-8CN 0750**	6	**....**	17/32
9/16-12x.844	**1185-9CN 0844**	6	**....**	19/32

NOTE: The following 2 Kits come complete with High Speed Steel Drill for 1/2" Chucks.

7/8-9x1.312	**1185-14CN 1312**	1	**$....**	29/32
1-8x1.500	**1185-16CN 1500**	1	**....**	1-1/32

**Also Included in Master Thread Repair Kit - Part Number 5522*

Inch Fine Thread Repair Kits - HLREPKITF

Contains one tap, one tool, and one pkg. of inserts for each size.

Helicoil Diameter x Length Inch	**KIT** Part Number	Price Per Kit
1/4-28x.375+	**5528-4**	$**33.04**
3/8-24x.562+	**5528-6**	**....**
/2-20x.750+	**5528-8**	**....**

NOTE: The following Kit come complete with High Speed Steel Drill for 1/2" Chucks.

1-14x1.500	**5528-16**	**210.07**

+Also Included in Master Thread Repair Kit - Part Number 5526

Inch Fine Thread Repair Inserts - HLEXREPKITF

Helicoil Diameter x Length Inch	Extra Helicoil **INSERT** Part Number	Pkg. Qty.	Price Per Piece	Use Dril Size
10-32x.285+	**1191-3CN 0285**	12	**$0.35**	13/64
1/4-28x.375+	**1191-4CN 0375**	12	**....**	17/64
5/16-24x.469+	**1191-5CN 0469**	12	**0.42**	21/64
3/8-24x.562+	**1191-6CN 0562**	12	**....**	25/64
7/16-20x.656+	**1191-7CN 0656**	6	**0.66**	29/64
9/16-18x.844	**1191-9CN 0844**	6	**....**	37/64
5/8-18x.938	**1191-10CN 0938**	6	....	41/64
3/4-16x1.125	**1191-12CN 1125**	4	**....**	49/64

NOTE: The following 2 Kits come complete with High Speed Steel Drill for 1/2" Chucks.

1-14x1.500	**1191-16CN 1500**	1	**$4.50**	1-1/64

+Also Included in Master Thread Repair Kit - Part Number 5526

Spark Plug Metric Repair Kit - HLSPMM

Helicoil Diameter x Length Inch	**KIT** Part Number	Price Per Kit
M14x1.25x3/8	**5523-14***	**$128.98**
M14x1.25x1/2	**5523-14***	**128.98**
M14x1.25x3/4	**5523-14***	**128.98**

Spark Plug Metric Repair Inserts - HLSPINMM

Helicoil Diameter x Length Inch	Extra Helicoil **INSERT** Part Number	Pkg. Qty.	Price Per Piece	Use Dril Size
M14x1.25x3/8	**512**	6	**$0.54**	None
M14x1.25x1/2	**513-13**	6	**....**	None

**Spark Plug Metric Kit: Contains special tap, insertion tool, and six each M14 x 1.25 x 3/8, 7/16, 1/2, 3/4, and .472 inserts.*

ASK FOR QUANTITY DISCOUNT ***Prices subject to change without notice.***

 © Baum Hydraulics Corporation

SPIROL SPRING PINS - SPPINRB

Made of High Carbon Spring Steel..
10 in a package, packed in polybags.
Regular Black

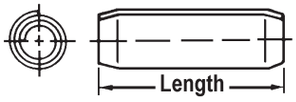

Lenght Inches	1/8" Price Per Piece	3/16" Price Per Piece	1/4" Price Per Piece	5/16" Price Per Piece
3/4	$....	$....	$....	$....
1	0.12	....	0.13	....
1-1/4	0.13	....	....	....
1-1/2	0.15	....	....	....
2	....	....	....	....
2-1/4	....	....	....	....
2-1/2	....	....	....	....
3	....	....	....	1.34

ROLL PINS - Standard Pak - ROLPINM

Made of High Carbon Spring Steel-Heat Treated-Plated.
10 in a package, packed in polybags.

+ = Black

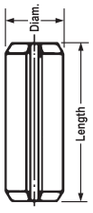

Roll-Pins are slotted tubular spring steel pins used as replacement for taper, dowel grooved, cotter, stop pins, keys, or rivets. Self locking by spring action. Tapered ends make starting easy. Can be used repeatedly.

TELESCOPING SIZES

Outer	Inner	Outer	Inner
5/32	1/8	5/16	7/32
7/32	5/32	3/8	1/4
1/4	3/16	1/1	3/8

Size Diameter, Inch	Price Per Piece
1/16x3/4	$0.01
1/16x1	0.04
5/64x3/4	0.01
5/64x1	0.11
3/16x1-3/4	0.30
3/16x2+	0.59
3/32x1	0.21
3/32x1-1/4	0.03
1/8x3/4	0.04
1/8x1	0.08
1/8x1-1/4	0.11
1/8x1-1/2	0.14
1/8x1-3/4	0.08
1/8x2	0.08
5/32x3/4	0.10
5/32x1	0.12
5/32x1-1/4	0.16
5/32x1-1/2	0.09
5/32x1-3/4	0.07
5/32x2	0.25
3/16x3/4	0.05
3/16x1	0.37
3/16x1-1/4	0.38
3/16x1-1/2	0.45
1/4x3	1.06
5/16x1	0.59
3/16x2-1/4	0.65
3/16x2-1/2	0.65
7/32x1	0.11
7/32x1-1/4	0.28
7/32x1-1/2	0.63
7/32x1-3/4	0.27
7/32x2+	....
7/32x2-1/4	0.25

Size Diameter, Inch	Price Per Piece
7/32x2-1/2	$0.66
- - - - - -	....
1/4x1	0.49
. . . . .	. . .
1/4x1-1/2+	0.58
1/4x1-3/4	0.52
1/4x2	0.81
1/4x2-1/4	0.66
1/4x2-1/2	0.94
1/4x2-3/4	0.35
7/16x1-1/2	2.33
7/16x1-3/4	0.22
5/16x1-1/4+	0.81
5/16x1-1/2	0.85
5/16x1-3/4	0.70
5/16x2	1.10
. . . . .	. . .
5/16x2-1/2	1.31
5/16x3	0.79
3/8x1	0.69
3/8x1-1/4	0.90
3/8x1-1/2+	1.23
3/8x1-3/4	1.04
3/8x2-1/4	1.26
7/16x1	0.24
7/16x1-1/4	0.25
3/32x3/4	0.01
7/16x2+	2.63
7/16x2-1/2	2.14
7/16x3	2.04
7/16x3-1/2	2.94
1/2x1-1/2	1.28
1/2x2	2.29
1/2x3	2.85

Prices subject to change without notice. **ASK FOR QUANTITY DISCOUNT**

KEY STOCK & KEYS

Square, Flat, Round, Offset Key Stock, Woodruff Keys, and Gib Head Machine Keys

SQUARE KEY STOCK - SQKEY

Exact Size to .002 Undersize. 12-Inch Lengths ONLY.

Size Inches	Price Per Piece	Pkg. Qty.	Fits Shaft or Bore Size		
1/16	**$0.56**	5	- -	to	- -
3/32	**0.76**	5	- -	to	- -
1/8*	**0.95**	5	1/2	to	9/16
5/32	**2.40**	5	- -	to	- -
3/16*	**1.23**	5	5/8	to	7/8
1/4*	**2.71**	5	15/16	to	1-1/4
5/16*	**4.48**	5	1-5/16	to	1-3/8
3/8*	**4.54**	5	1-7/16	to	1-3/4
7/16	**7.25**	5	- -	to	- -
1/2	**10.42**	5	1-13/16	to	2-1/4
5/8	**17.18**	5	2-5/16	to	2-3/4
3/4	**23.01**	5	2-13/16	to	3-1/4
7/8	**38.70**	5	3-5/16	to	3-3/4
1	**44.77**	5	3-13/16	to	4-1/2
METRIC SQUARE KEY STOCK - 12 INCH LENGTH					
M4xM4	**$1.99**	5	1	to	12
M5xM5	**3.17**	5	14	to	16
M6xM6	**3.00**	5	18	to	22

FLAT KEY STOCK PLATED - FLTKEY

12-Inch Lengths ONLY.

INCHES - FLTKEY

Size Inches	Pkg. Qty.	Price Per Piece
1/4 x 1/8	5	**$18.14**
1/4 x 3/16	5	**5.80**
5/16 x 1/4	5	**6.08**
3/8 x 3/16	5	**7.52**
3/8 x 1/4*	5	**8.17**
3/8 x 5/16	5	**4.86**
1/2 x 3/8	5	**13.57**
1/2 x 7/16	5	**10.95**
5/8 x 5/16	5	**14.75**
5/8 x 3/8	5	**9.45**
3/4 x 7/8	5	**37.28**

METRIC - MFLTKEY

Size Inches	Pkg. Qty.	Price Per Piece
M8xM7	5	**$5.02**
M10xM8	5	**7.64**
M12xM8	5	**9.46**
M14xM9	5	**6.40**
M16xM10	5	**12.73**
M18xM11	5	**....**
M20xM12	5	**13.57**
M22xM14	5	**10.65**
M25xM14	5	**22.88**
M28xM16	5	**8.44**

** Unplated For Round Keystock Buy Drill Rod.*
For Larger Square Sizes See Cold Rolled Shafting.

ROUND KEY STOCK - RDKEY

Exact Size to .002 Undersize. 12-Inch Lengths ONLY.

Size Inches	Price Per Piece	Pkg. Qty.
1/8	**$5.30**	5
5/32	**9.13**	5

WOODRUFF - WOODKEY

HOW TO MEASURE WOODRUFF KEYS: The first measurement is the diameter of the circle which would be made if the curved side of the key were extended to form a circle. The second measurement is the thickness of the key.

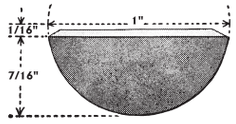

Part Number	Size Inches	Pkg. Qty	Price Per Piece	Part Number	Size Inches	Pkg. Qty	Price Per Piece
3	1/2x1/8	10	**$0.20**	**15**	1x1/4	10	**$0.84**
5	5/8x1/8	10	**0.21**	**B**	1x5/16	10	**1.19**
6	5/8x5/32	10	**0.23**	**141**	1x1/4	10	**1.03**
61	5/8x3/16	10	**0.29**	**16**	1-1/8x3/16	10	**0.61**
7	3/4x1/8	10	**0.18**	**18**	1-1/8x1/4	10	**1.26**
8	3/4x5/32	10	**0.30**	**C**	1-1/8x5/16	10	**1.45**
9	3/4x3/16	10	**0.35**	**21**	1-1/4x1/4	10	**1.25**
91	3/4x1/4	10	**0.45**	**D**	1-1/4x5/16	10	**2.03**
10	7/8x5/32	10	**0.28**	**E**	1-1/4x3/8	10	**2.21**
11	7/8x3/16	10	**0.54**	**23**	1-3/8x5/16	10	**1.93**
A	7/8x1/4	10	**0.62**	**F**	1-3/8x3/8	10	**1.73**
13	1x3/16	10	**0.73**	**G**	1-1/2x3/8	10	**2.51**

OFFSET KEY STOCK UNPLATED -

12-Inch Lengths ONLY. OFFKEY

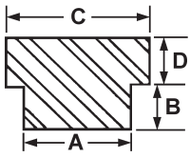

Number	A Size Inches	B Size Inches	C Size Inches	D Size Inches	Price Per Piece
SK 1-1	3/16	3/32	1/8	1/16	**$24.74**
SK 3-2*	3/16	3/32	1/4	1/8	**25.85**
SK 4-2*	1/4	1/8	5/16	1/8	**16.38**
SK 8-1*	5/16	5/32	3/8	3/16	**31.27**
SK 11-2	3/8	3/16	1/2	1/4	**23.17**
SK 15-2	1/2	1/4	5/8	5/16	**35.22**
SK 6-2	1/4	1/8	3/8	3/16	**19.96**

For use where the widths of keyways in sheave and shaft do not match.

No. SK 1-1 for 3/16" & 1/8" Keyways.
No. SK 3-2 for 3/16" & 1/4" Keyways.
No. SK 4-2 for 1/4" & 5/16" Keyways.
No. SK 8-1 for 5/16" & 3/8" Keyways.
No. SK 11-2 for 3/8" & 1/2" Keyways.
No. SK 15-2 for 1/2" & 5/8" Keyways.
No. SK 6-2 for 1/4" & 3/8" Keyways.

GIB HEAD MACHINE KEYS - GIBKEY

C-1018 Steel - Tapers 1/8" for every 12" of Key.
You can make a short key by cutting a long one.

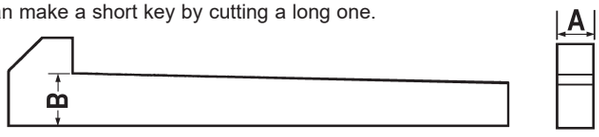

Cross Section x Length	Pkg. Qty.	Price Per Piece	A Width Inch	B Depth Under Head Inch	C Length Under Head Inch
3/16 x 3"	1	**$7.79**	3/16	3/16	3
1/4 x 4"	1	**13.87**	1/4	1/4	4
5/16 x 4"	1	**16.06**	5/16	5/16	4
3/8 x 5"	1	**27.08**	3/8	3/8	5
7/16 x 4-1/2"	1	**11.73**	7/16	7/16	5
1/2 x 5"	1	**36.21**	1/2	1/2	5

ASK FOR QUANTITY DISCOUNT ***Prices subject to change without notice.***

 © Baum Hydraulics Corporation

METRIC HEX SCREWS MADE EASY

Metric Hex Screw Sizes Grades, Finishes and Class varies by model.

Short lengths are full thread.
Din. 933 Coarse, Din. 961 Fine.
ISO 4017 Coarse & Fine.

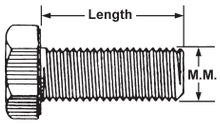

Long lengths are partial thread.
Din. 931 Coarse, Din. 960 Fine.
ISO 4014 Coarse & Fine.

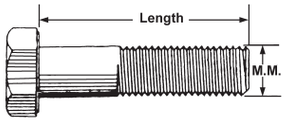

Length M.M.	Inch Approx.	M6 x 1.00 Coarse Grade 8 Black Class 10.9 MHSC8BM Price Per Piece	M6 x 1.00 Coarse Grade 5 Plated Class 8.8 MHSC5PM Price Per Piece	M8 x 1.25 Coarse Grade 8 Black Class 10.9 MHSC8BM Price Per Piece	M8 x 1.25 Coarse Grade 5 Plated Class 8.8 MHSC5PM Price Per Piece	M8 x 1.00 Fine Grade 5 Black Class 8.8 MHSF5BM Price Per Piece	M10 x 1.50 Coarse Grade 8 Black Class 10.5 MHSC8BM Price Per Piece	M10 x 1.50 Coarse Grade 5 Plated Class 8.8 MHSC5PM Price Per Piece
10	3/8	**$ ....**	**$....**	**$ ....**	**$....**	**$ ....**	**$ ....**	**$0.55**
12	1/2	**....**	**....**	**....**	**....**	**....**	**....**	**....**
16	5/8	**0.13**	**....**	**0.31**	**....**	**....**	**0.67**	**....**
20	3/4	**0.17**	**....**	**0.19**	**....**	**....**	**0.41**	**....**
25	1	**0.13**	**....**	**0.27**	**0.10**	**0.22**	**0.31**	**....**
30	1-3/16	**0.24**	**....**	**0.44**	**....**	**....**	**0.39**	**....**
35	1-3/8	**0.20***	**....**	**0.20**	**....**	**0.17**	**0.55***	**....**
40	1-9/16	**0.11***	**....**	**0.53**	**....**	**0.33**	**0.57***	**....**
45	1-3/4	**0.12***	**....**	**0.52**	**....**	**0.25***	**0.88***	**....**
50	2	**0.26***	**....**	**0.57**	**....**	**0.34***	**0.79***	**....**
55	2-3/16	**....**	**....**	**....**	**....**	**....**	**1.17***	**....**
60	2-3/8	**0.38**	**....**	**0.75**	**....**	**....***	**0.36***	**....**
65	2-9/16	**....**	**....**	**....**	**....**	**....**	**....**	**....**
70	2-3/4	**0.50**	**....**	**0.78**	**....**	**....***	**1.02***	**....**
75	3	**....**	**....**	**....**	**....**	**....**	**....**	**....**
80	3-3/16	**0.55**	**....**	**....**	**....**	**0.43***	**1.17***	**....**
90	3-1/2	**....**	**....**	**....**	**....***	**....**	**....**	**....**
100	4	**....**	**....**	**....**	**....***	**....**	**1.90***	**....**
110	4-3/8	**....**	**....**	**....**	**....**	**....**	**....**	**....**
120	4-3/4	**....**	**....**	**....**	**....**	**....**	**....**	**....**
130	5	**....**	**....**	**....**	**....**	**....**	**....**	**....**
140	5-1/2	**....**	**....**	**....**	**....**	**....**	**....**	**....**
150	6	**....**	**....**	**....**	**....**	**....**	**2.48**	**....**
160	6-1/4	**....**	**....**	**....**	**....**	**....**	**....**	**....**
200	8	**....**	**....**	**....**	**....**	**....**	**....**	**....**
Pkg. Qty. Varies:		Pkg. Qty = 20 * Pkg. Qty = 4	Pkg. Qty = 20 * Pkg. Qty = 5	Pkg. Qty = 10	Pkg. Qty = 20 * Pkg. Qty = 5 + Pkg. Qty = 2	Pkg. Qty = 10 * Pkg. Qty = 5	Pkg. Qty = 10 * Pkg. Qty = 5	Pkg. Qty = 10 * Pkg. Qty = 2

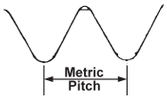

Metric Pitch is Distance Between Threads in M.M.

Length M.M.	Inch Approx.	M10 x 1.25 Fine Grade 5 Black Class 8.8 MHSF5BM Price Per Piece	M10 x 1.00 Ex. Fine Grade 5 Black Class 8.8 MHSX5BM Price Per Piece	M12 x 1.75 Coarse Grade 8 Black Class 10.9 MHSC8BM Price Per Piece	M12 x 1.75 Coarse Grade 5 Plated Class 8.8 MHSF5PM Price Per Piece	M12 x 1.50 Fine Grade 5 Black Class 8.8 MHSX5BM Price Per Piece	M12 x 1.25 Ex. Fine Grade 5 Black Class 10.5 MHSC8BM Price Per Piece
10	3/8	**$ ....**	**$ ....**	**$ ....**	**$ ....**	**$ ....**	**$ ....**
12	1/2	**....**	**....**	**....**	**....**	**....**	**....**
16	5/8	**....**	**....**	**....**	**0.24**	**....**	**....**
20	3/4	**0.23**	**....**	**0.77**	**....**	**....**	**....**
25	1	**....**	**....**	**....**	**....**	**....**	**....**
30	1-3/16	**....**	**....**	**0.56**	**....**	**1.11**	**....**
35	1-3/8	**0.71***	**0.32**	**0.62**	**....**	**....**	**....**
40	1-9/16	**1.32***	**....***	**0.66**	**....**	**....**	**....**
45	1-3/4	**....**	**....**	**0.72**	**Call**	**....**	**....**
50	2	**....**	**....**	**0.86**	**....**	**2.62**	**....**
55	2-3/16	**....**	**....***	**....**	**....**	**....**	**....**
60	2-3/8	**....**	**....**	**1.29**	**....**	**0.98**	**....**
65	2-9/16	**....**	**....**	**....**	**....***	**1.61**	**....**
70	2-3/4	**....**	**1.04***	**1.10***	**....**	**1.85**	**....**
75	3	**....**	**....**	**....**	**....**	**....**	**....**
80	3-3/16	**1.06***	**....***	**2.04***	**....**	**....**	**....**
90	3-1/2	**....**	**....**	**2.91***	**0.76***	**....**	**....**
100	4	**....**	**....**	**2.61***	**....***	**....**	**....**
110	4-3/8	**....**	**....**	**....**	**....**	**....**	**....**
120	4-3/4	**....**	**....**	**....**	**....**	**....**	**....**
130	5	**....**	**....**	**....**	**....**	**....**	**....**
140	5-1/2	**....**	**....**	**....**	**....**	**....**	**....**
150	6	**....**	**....**	**....**	**....**	**....**	**....**
160	6-1/4	**....**	**....**	**....**	**....**	**....**	**....**
200	8	**....**	**....**	**....**	**....**	**....**	**....**
Pkg. Qty. Varies:		Pkg. Qty = 10 * Pkg. Qty = 5	Pkg. Qty = 10 * Pkg. Qty = 5	Pkg. Qty = 5 * Pkg. Qty = 2	Pkg. Qty = 10 * Pkg. Qty = 5 + Pkg. Qty = 1	Pkg. Qty = 5	Pkg. Qty = 10 * Pkg. Qty = 5 + Pkg. Qty = 2

Prices subject to change without notice. **ASK FOR QUANTITY DISCOUNT**

1-800-228-9222 / e-mail: sales@baumhydraulics.com
Fax: 1-800-832-2522 / www.baumhydraulics.com / © Baum Hydraulics Corporation

BAUM HYDRAULICS CORPORATION

METRIC HEX SCREWS MADE EASY

Metric Hex Screw Sizes Grades, Finishes and Class varies by model.

Short lengths are full thread.
Din. 933 Coarse, Din. 961 Fine.
ISO 4017 Coarse & Fine.

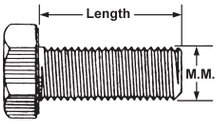

Long lengths are partial thread.
Din. 931 Coarse, Din. 960 Fine.
ISO 4014 Coarse & Fine.

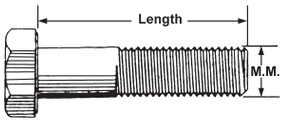

Length M.M.	Inch Approx.	**M14 x 2.00 Coarse** Grade 8 Black Class 10.9 MHSC8BM Price Per Piece	**M14 x 2.00 Coarse** Grade 5 Plated Class 8.8 MHSC5PM Price Per Piece	**M14 x 1.50 Fine** Grade 5 Black Class 8.8 MHSF5BM Price Per Piece	**M16 x 2.00 Coarse** Grade 8 Black Class 10.9 MHSC8BM Price Per Piece	**M16 x 2.00 Coarse** Grade 5 Plated Class 8.8 MHSC5PM Price Per Piece	**M18 x 2.50 Coarse** Grade 5 Plated Class 8.8 MHSC5PM Price Per Piece
25	1	**$ ....**	**$...**	**$ ....**	**$ ....**	**$....**	**$ ....**
30	1-3/16	**1.21**	**....**	**....**	**0.64**	**....**	**....**
35	1-3/8	**1.46**	**....**	**....**	**1.55**	**0.53**	**....**
40	1-9/16	**1.53**	**0.41**	....	**1.73**	**....**	....
45	1-3/4	**....**	....	**....**	**2.12**	**....**	**....**
50	2	**2.12***	**....**	**....**	**1.52**	**1.10**	**....**
55	2-3/16	**....**	**....**	**....**	**....**	**....**	....
60	2-3/8	**....**	**....**	**....**	**1.73**	**....**	**....***
65	2-9/16	**....**	**....**	**....**	**....**	**....***	**....**
70	2-3/4	**1.45***	**....**	**....**	**2.67***	**....**	**....**
75	3	**....**	**....**	**....**	**2.29***	**....**	**....***
80	3-3/16	**....**	**....**	**....**	**3.17***	**....***	**....**
90	3-1/2	**2.66***	**5.23**	**....**	**5.21***	**....***	**....**
100	4	**....**	....	**....**	**5.28***	**....**	**....**
110	4-3/8	**....**	**....**	**....**	**....***	**....**	**....**
120	4-3/4	**....**	**....**	**....**	**....**	**....**	**....**
130	5	**....**	**....**	**....**	**....**	**....***	**....**
140	5-1/2	**....**	**....**	**....**	**....**	**....**	**....**
150	6	**....**	**....**	**....**	**....**	**....**	**....**
160	6-1/4	**....**	**....**	**....**	**....**	....	**....**
180	7	**....**	**....**	**....**	**....**	**....**	**....**
200	8	**....**	**....**	**....**	**....**	**....**	**....**
Pkg. Qty. Varies:		Pkg. Qty = 5 * Pkg. Qty = 2	Pkg. Qty = 5	Pkg. Qty = 10 * Pkg. Qty = 5 + Pkg. Qty = 2	Pkg. Qty = 2 * Pkg. Qty = 1	Pkg. Qty = 5 * Pkg. Qty = 2	Pkg. Qty = 5 * Pkg. Qty = 2

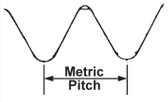

Metric Pitch is Distance Between Threads in M.M.

Length M.M.	Inch Approx.	**M20 x 2.50 Coarse** Grade 8 Black Class 10.9 MHSC8BM Price Per Piece	**M20 x 2.50 Coarse** Grade 5 Plated Class 8.8 MHSC5PM Price Per Piece	**M20 x 1.50 Fine** Grade 5 Black Class 8.8 MHSF5BM Price Per Piece	**M22 x 2.50 Coarse** Grade 5 Black Class 8.8 MHSC5BM Price Per Piece	**M24 x 3.00 Coarse** Grade 8 Black Class 10.9 MHSC8BM Price Per Piece	**M24 x 3.00 Coarse** Grade 5 Plated Class 8.8 MHSC5PM Price Per Piece	**M24 x 2.00 Fine** Grade 5 Black Class 8.8 MHSF5BM Price Per Piece
25	1	**$ ....**	**$ ....**	**$ ....**	**$ ....**	**$ ....**	**$ ....**	**$ ....**
30	1-3/16	**1.41**	....	**....**	**....**	**....**	**....**	**....**
35	1-3/8	**1.41**	**1.14**	**....**	**....**	**....**	**....**	**....**
40	1-9/16	**3.82**	**....**	**....**	**....**	**....**	....	**....**
45	1-3/4	**3.22**	**1.14**	**....**	**....**	**....**	**....**	**....**
50	2	**3.38**	**....**	**....**	**....**	**....**	**....**	**....**
55	2-3/16	**....**	**....**	**....**	**....**	**....**	....	**....**
60	2-3/8	**3.20**	**....**	**....**	**....**	**....**	**....**	**....**
65	2-9/16	**....**	**....**	**....**	**....**	**....**	**....**	**....**
70	2-3/4	**4.17**	**....**	**....**	**....**	**....**	....	**....**
75	3	**....**	**....**	**....**	**....**	**....**	**....**	**....**
80	3-3/16	**3.77**	**....**	**....**	**....**	**....**	**....**	**....**
90	3-1/2	**8.76**	....	**....**	**....**	**....**	**....**	**....**
100	4	**5.82**	**....**	**....**	**....**	**17.32**	**....**	**....**
110	4-3/8	**6.94**	**....**	**....**	**....**	**....**	**....**	**....**
120	4-3/4	**4.58**	**....**	**....**	**....**	**9.95**	**....**	**....***
130	5	**3.09**	**....**	**....**	**....**	**....**	**....**	**....**
140	5-1/2	**8.23**	....	**....**	**....**	**....**	**....**	**....**
150	6	**....**	**....**	**....**	**....**	**....**	**....**	**....**
160	6-1/4	**....**	**....**	**....**	**....**	**....**	**....**	**....**
180	7	**....**	**....**	**....**	**....**	**....**	**....**	**....**
200	8	**....**	**....**	**....**	**....**	**....**	**....**	**....**
Pkg. Qty. Varies:		Pkg. Qty = 1	Pkg. Qty = 2 * Pkg. Qty = 1	Pkg. Qty = 2	Pkg. Qty = 2 * Pkg. Qty = 1	Pkg. Qty = 1	Pkg. Qty = 2 * Pkg. Qty = 1	Pkg. Qty = 2 * Pkg. Qty = 1

ASK FOR QUANTITY DISCOUNT *Prices subject to change without notice.*

 © Baum Hydraulics Corporation

METRIC NUTS & WASHERS

Metric Lock, Ovalok and Hex Nuts. Helical Spring Lock Washers and Metric Flat Washers

METRIC NYLON INSERT LOCK NUT - Coarse & Fine

Inch Approx.	W = Width Across Flats M.M.	COARSE - Grade 2, Plated, Class 6 Part Number	Pkg. Qty.	MESC2PM Price Per Piece	FINE - Grade 5, Plated, Class 8 Part Number	Pkg. Qty.	MESF2PM Price Per Piece	T = Thickness M.M.
1/4	10	**M6x1.00**	20	**$0.06**	**- - - -**		**$....**	6
5/16	13	**M8x1.25**	20	**0.11**	**M8x1.00**	20	**0.22**	8
3/8	17-16	**M10x1.50**	20	**0.13**	**M10x1.25**	20	**....**	10
1/2	19-18	**M12x1.75**	20	**0.36**	**- - - -**		**....**	12
9/16	22-21	**M14x2.00**	10	**0.51**	**- - - -**		**....**	14
5/8	24	**M16x2.00**	10	**0.55**	**- - - -**		**....**	16
11/16	27	**M18x2.50**	5	**1.36**	**- - - -**		**....**	18.5
3/4	30	**M20x2.50**	5	**1.80**	**- - - -**		**....**	20
7/8	32	**- - - -**		**....**	**- - - -**		**....**	22
1	36	**M24x3.00**	1	**1.25**	**M24x2.00**	2	....	24

METRIC BOLT and NUT GAGE

GAGE

Part Number: MG/4

$.... each

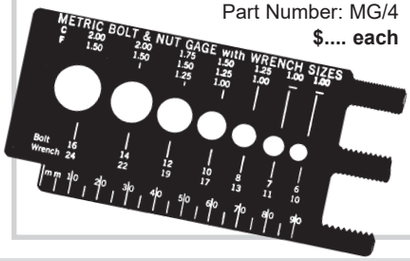

NEW GRADE 8, PLATED, CLASS 10 METRIC COARSE OVALOK NUT -

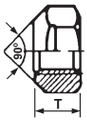

Inch Approx.	W = Width Across Flats M.M.	COARSE - Grade 8, Plated, Class 10 Part Number	Pkg. Qty.	MOVC5PM Price Per Piece	T = Thickness M.M.
1/4	10	**M6x1.00**	20	**$0.12**	6
5/16	13	**M8x1.25**	20	**0.15**	7.5
3/8	17-16	**M10x1.50**	20	**0.29**	9
1/2	19-18	**M12x1.75**	20	**0.65**	11
9/16	22-21	**- - - -**		**....**	
5/8	24	**M16x2.00**	10	**0.59**	14
11/16	27	**- - - -**		**....**	
3/4	30	**M20x2.50**	5	**3.00**	15.4
7/8	32	**- - - -**		**....**	
1	36	**M24x3.00**	5	**....**	18.5

METRIC HEX NUT - Coarse & Fine - Watch for marking on nut to indicate class.

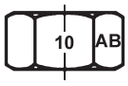

Inch Approx.	W = Width Across Flats M.M.	Part Number	Pkg. Qty.	COARSE Grade 8 Black Class 10 MNTC8BM Price Per Piece	COARSE Grade 5 Plated Class 8 MNTC5PM Price Per Piece	T = Thickness M.M.
1/4	10	**M6x1.00**	20	**$0.04**	**$0.04**	5
5/16	13	**M8x1.25**	20	**0.06**	**0.08**	6.5
3/8	17-16	**M10x1.50**	20	**0.15**	**....**	8
1/2	19-18	**M12x1.75**	20	**0.22**	**....**	10
9/16	22-21	**M14x2.00**	20	....	**....**	11
5/8	24	**M16x2.00**	10	....	**0.29**	13
11/16	27	**M18x2.50**	5	**....**	**....**	15
3/4	30	**M20x2.50**	5	**0.61**	**....**	16
7/8	32	**M22x2.50**	5	**....**	**....**	13
1	36	**M24x3.00**	5	**2.89**	**0.69**	19

Inch Approx.	W = Width Across Flats M.M.	Part Number	Pkg. Qty.	FINE Grade 5 Plated Class 8 MNTF8PM Price Per Piece	T = Thickness M.M.
1/4	10	**- - - - -**		**$ ....**	5
5/16	13	**M8x1.00**	20	**0.09**	6.5
3/8	17-16	**M10x1.25**	20	**1.51**	8
1/2	19-18	**- - - - -**		**....**	10
9/16	22-21	**M14x1.50**	10	**0.51**	11

GRADE 5 METRIC NUT ASSORTMENT

T806 Box & Label - Date 2000 5MCNB

Assortment Contains 475 total pieces: **105.59**

100 - M6, M8, M10, M12 Nuts, 50 - M16 Nuts, and 25 - M20 Nuts

METRIC HELICAL SPRING LOCK WASHERS -

Zinc Plated Spring Steel Heat Treated. MLKW5PM

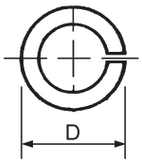

For Screw Size M.M.	Inch Approx.	Pkg. Qty.	Price Per Piece	D Outside Diam. M.M.	T Thick-ness M.M.
M4	5/32	20	**$0.01**	7.6	0.9
M6	1/4	20	**0.03**	11.8	1.6
M8	5/16	20	**0.03**	14.8	2.0
M10	3/8	20	**0.05**	18.1	2.2
M12	1/2	20	**0.07**	21.1	2.5
M14	9/16	20	**0.30**	24.1	3.0
M16	5/8	20	**0.30**	27.4	3.5
M18	11/16	20	**0.30**	29.4	3.5
M20	3/4	20	**0.24**	33.6	4.0
M22	7/8	20	**0.32**	35.9	4.0
M24	1	20	**0.26**	40.0	5.0

METRIC FLAT WASHERS -

Cold Rolled Steel Zinc Plated. MLFW2PM

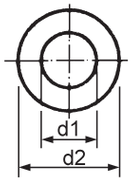

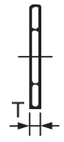

For Screw Size M.M.	Inch Approx.	Pkg. Qty.	Price Per Piece	d1 Hole Size. M.M.	d2 Outside Diam. M.M.	T Thick-ness M.M.
M4	5/32	20	**Call**	4.3	9.0	0.8
M6	1/4	20	**0.01**	6.4	12.5	1.6
M8	5/16	20	**0.02**	8.4	17.0	1.6
M10	3/8	20	**0.04**	10.5	21.0	2.0
M12	1/2	20	**0.08**	13.0	24.0	2.5
M14	9/16	20	**0.12**	15.0	28.0	2.5
M16	5/8	20	**0.13**	17.0	30.0	3.0
M18	11/16	20	**0.19**	19.0	34.0	3.0
M20	3/4	20	**0.21**	21.0	37.0	3.0
M24	1	20	**0.44**	25.0	44.0	4.0

Prices subject to change without notice. **ASK FOR QUANTITY DISCOUNT**

SNAP RINGS

Snap and Retaining Rings

Spirol Rectangular Wire Internal and External Sanp Rings

SNAP RINGS AND RETAINING RINGS -

Ring Size is normally stamped on ring.
Carbon Spring Steel
SAE 1060-1090 Black Finish.

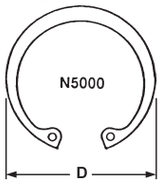

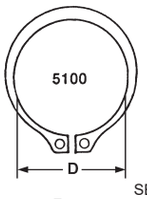

Bore or Shaft -----Diameter Inches----- Fractional	Decimal	Ring Size	Sequence #	Free O.D.	SRWIRR Price Per Piece	Sequence #	Free I.D	SEWERR Price Per Piece
1/4	.250	-25	749066	.280	**0.06**	749250	**.255**	**0.08**
5/16	.312	-31	749068	.346	**0.06**	749256	**.281**	**0.08**
3/8	.375	-37	749070	.415	**0.07**	749262	**.338**	**0.06**
7/16	.438	-43	749072	.482	**0.06**	749268	**.395**	**0.04**
1/2	.500	-50	749076	.548	**0.07**	749272	**.461**	**0.10**
9/16	.562	-56	749080	.620	**0.08**	749276	**.521**	**0.11**
5/8	.625	-62	749082	.694	**0.11**	749280	**.579**	**0.18**
11/16	.688	-68	749084	.763	**0.09**	749284	**.635**	**0.11**
3/4	.750	-75	749086	.831	**0.14**	749286	**.693**	**0.11**
13/16	.812	-81	749090	.901	**0.10**	749290	**.751**	**0.26**
7/8	.875	-87	749094	.971	**0.12**	749292	**.810**	**0.14**
15/16	.938	-93	749098	1.041	**0.13**	749294	**.867**	**0.17**
1	1.000	-100	749100	1.111	**0.14**	749298	**.925**	**0.33**
1-1/16	1.062	-106	749104	1.180	**0.40**	749302	**.982**	**0.42**
1-1/8	1.125	-112	749106	1.249	**0.19**	749304	**1.041**	**0.33**
1-3/16	1.188	-118	749108	1.319	**0.21**	749306	**1.098**	**0.33**
1-1/4	1.250	-125	749110	1.388	**0.24**	749308	**1.156**	**0.61**
1-5/16	1.312	-131	749112	1.456	**0.35**	749310	**1.214**	**0.33**
1-3/8	1.375	-137	749114	1.526	**0.38**	749312	**1.272**	**0.59**
1-7/16	1.438	-143	749116	1.596	**0.26**	749314	**1.333**	**0.38**
1-1/2	1.500	-150	749120	1.660	**0.46**	749316	**1.387**	**0.85**
1-9/16	1.562	-156	749122	1.734	**0.57**	749318	**1.446**	**0.44**
1-5/8	1.625	-162	749124	1.804	**0.59**	749320	**1.503**	**0.34**
1-11/16	1.688	-168	749128	1.874	**0.46**	749322	**1.560**	**....**
1-3/4	1.750	-175	749130	1.942	**0.66**	749324	**1.618**	**0.83**
1-13/16	1.812	-181	749132	2.012	**0.72**	749328	**1.675**	**0.64**
1-7/8	1.875	-187	749136	2.072	**0.74**	749330	**1.735**	**0.40**
1-15/16	1.938	-193	749138	2.141	**0.48**	- -	**....**	**....**
1-31/32	1.969	-196	- -	- -	**....**	749332	**1.819**	**0.36**
2	2.000	-200	749140	2.210	**0.72**	749334	**1.850**	**1.05**
2-1/8	2.125	-212	749144	2.350	**0.83**	749338	**1.964**	**1.27**
2-1/4	2.250	-225	749148	2.490	**0.98**	749342	**2.081**	**1.28**
2-3/8	2.375	-237	749152	2.630	**1.39**	- -	**....**	**....**
2-1/2	2.500	-250	749156	2.775	**1.27**	749350	**2.313**	**1.36**
2-5/8	2.625	-262	749160	2.910	**1.50**	749354	**2.428**	**1.34**
2-3/4	2.750	-275	749164	3.050	**1.65**	CA0400	**2.543**	**14.08**
2-7/8	2.875	-287	749168	3.191	**2.00**	749360	**2.659**	**2.10**
3	3.000	-300	749170	3.325	**1.60**	749364	**2.775**	**1.88**
3-1/4	3.250	-325	CA0300	3.623	**19.59**	749372	**3.006**	**2.44**
3-1/2	3.500	-350	CA0302	3.890	**19.59**	- -	**....**	**....**
3-5/8	3.625	-362	CA0304	4.024	**23.48**	- -	**....**	**....**
3-3/4	3.750	-375	CA0306	4.157	**22.58**	- -	**....**	**....**
4	4.000	-400	CA0310	4.424	**25.25**	- -	**....**	**....**
4-1/2	4.500	-450	CA0314	4.940	**28.56**	749398	**4.223**	**6.02**
4-3/4	4.750	-475	CA0316	5.213	**37.81**	749400	**4.458**	**6.58**
5	5.000	-500	CA0318	5.485	**36.53**	749402	**4.692**	**7.11**
5-1/4	5.250	-525	CA0320	5.770	**39.17**	749404	**4.927**	**39.93**
5-1/2	5.500	-550	CA0322	6.066	**42.83**	- -	**....**	**....**
5-3/4	5.750	-575	- -	- -	**....**	749408	**5.396**	**22.18**
6	6.000	-600	CA0326	6.620	**65.65**	- -	5.631	**....**

SPIROL RECTANGULAR WIRE INTERNAL SNAP RINGS -

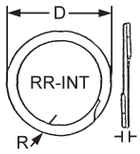

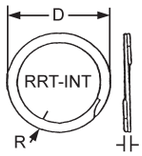

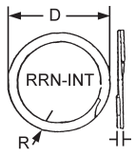

Diameter Inches Fraction	Ring Decimal	Size Dash Number	Pkg. Qty.	D Free Diam. Inches	R Radial Wall Inches	Price Per Piece
RR-INT MEDIUM - SRSIRR						
1/2	.500	-50	25	.532	.045	**$0.17**
5/8	.625	-62	25	.658	.045	**0.17**
7/8	.875	-87	16	.922	.065	**0.40**
1	1.000	-100	12	1.054	.075	**....**
1-1/4	1.250	-125	8	1.312	.085	**....**
1-3/8	1.375	-137	8	1.442	.095	**0.21**
2	2.000	-200	4	2.091	.128	**6.08**
3-1/2	3.500	-350	1	3.636	.188	**8.94**
3-7/8	3.875	-387	1	4.025	.208	**....**
4-1/2	4.500	-450	1	4.674	.238	**12.86**
5-1/2	5.500	-550	1	5.693	.250	**13.83**
RRT-INT MEDIUM HEAVY - SRSIRT						
1/2	.500	-50	25	.529	.045	**$0.14**
7/8	.875	-87	16	.929	.065	**0.37**
1	1.000	-100	12	1.063	.075	**....**
1-1/8	1.125	-112	10	1.195	.078	**0.43**
1-3/8	1.375	-137	8	1.461	.098	**0.20**
3	3.000	-300	2	3.188	.188	**12.90**
4	4.000	-400	1	4.248	.250	**21.91**
RRN-INT HEAVY - SRSIRN						
1/2	.500	-50	25	.538	.045	**$0.14**
3/4	.750	-75	25	.807	.065	**0.15**
13/16	.812	-81	16	.873	.075	**1.01**
7/8	.875	-87	16	.943	.085	**0.46**
1-7/16	1.437	-143	8	1.539	.118	....
3-7/8	3.875	-387	1	4.136	.312	**....**

SPIROL RECTANGULAR WIRE EXTERNAL SNAP RINGS -

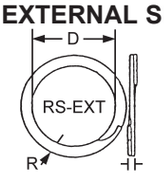

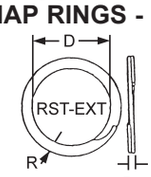

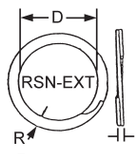

Diameter Inches Fraction	Ring Decimal	Size Dash Number	Pkg. Qty.	D Free Diam. Inches	R Radial Wall Inches	Price Per Piece
RS-EXT MEDIUM - SRSERS						
1/2	.500	-50	25	.467	.045	**$0.18**
15/16	.938	-93	14	.889	.065	**0.45**
RST-EXT MEDIUM HEAVY - SRSEST						
1/2	.500	-50	25	.469	.045	**$0.15**
7/8	.875	-87	16	.827	.075	**0.19**
15/16	.938	-93	14	.886	.075	**0.19**
1-1/8	1.125	-112	10	1.064	.088	**0.45**
RSN-EXT HEAVY - SRSESN						
1/2	.500	-50	25	.464	.050	**$0.15**
5/8	.625	-62	25	.583	.055	**....**

ASK FOR QUANTITY DISCOUNT ***Prices subject to change without notice.***

 © Baum Hydraulics Corporation

WIRE ROPE SHEAVES & SLINGS

Furnished with standard bores and deep grooves for wire rope blocks.
Plain Bore or Self-Lubricating Bronze Bushed.
Approximate Width Dimensions for Small Sheaves Below.

WITH PLAIN BORE



WITH BRONZE BUSHING



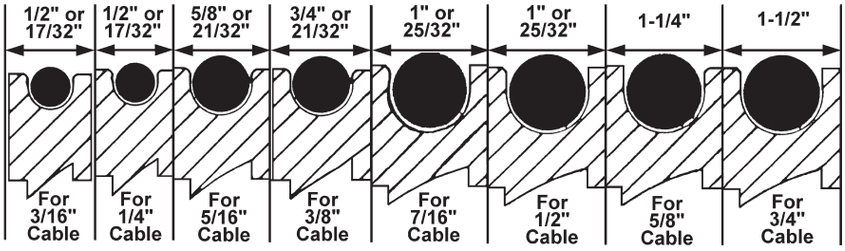

If ordering Plain Bore Sheave
Can add Bushing
To Reduce Size

If you don't find the bore you want, use Bronze Bushings to reduce Bore Size, or to increase Bore Size. Reduce bore size shown by 1/8" or 1/4" or 3/8" by adding the bronze bushing shown. Increase bore size shown by 1/8" or 1/4" by removing the existing bronze bushing in the bronze bushed sheaves and switching to the bronze bushing shown.
You can run 1/8" smaller wire rope than suggested in any sheave.

WIRE ROPE SHEAVES

Plain Bore or Self-Lubricating Bronze Bushed.

*** 1/2" ID Bronze Bushing has 3/4" O.D**
**** None means to take bushing out and use plain bore.**

PART NUMBER IS: Rim x Bore O.D. x Width x Size Ins. x Ins. x Ins.	Fits Wire Rope Size Ins.	Sheave Hub Thick-ness Ins.	Wt. Lbs.	Our Sequence Number	PLAIN Bore Price Per Piece	BRONZE Bore Price Per Piece	Add Bronze Bushing to Reduce Bore Size 1/8"	Add Bronze Bushing to Reduce Bore Size 1/4"	Add Bronze Bushing to Reduce Bore Size 3/8"	Present 3/16" Wall Bronze Bushing O.D. Ins.	Switch Bronze Bushing To Increase Bore Size 1/8"	Switch Bronze Bushing to increase Bore Size 1/4"
2x17/32x7/8	1/4	17/32	3/4	571230	**$18.57**	**$....**	**PM121408**	**PM101408**	**PM081408**	**- - -**	**- - -**	**- - -**
2x21/32x7/8	3/8	21/32	3/4	571245	**18.58**	**....**	**PM121410**	**PM101410**	**PM081410**	**- - -**	**- - -**	**- - -**
2x25/32x7/8	1/2	25/32	3/4	571215	**18.58**	**....**	**PM121412**	**PM101412**	**PM081412**	**- - -**	**- - -**	**- - -**
2-1/2x17/32x7/8	1/4	17/32	3/4	571233	**25.55**	**....**	**PM121408**	**PM101408**	**PM081408**	**- - -**	**- - -**	**- - -**
2-1/2x21/32x7/8	3/8	21/32	3/4	571248	**25.55**	**....**	**PM121410**	**PM101410**	**PM081410**	**- - -**	**- - -**	**- - -**
2-1/2x25/32x7/8	1/2	25/32	3/4	571218	**11.29**	**....**	**PM121412**	**PM101412**	**PM081412**	**- - -**	**- - -**	**- - -**
3x1/2x3/8	1/4	1/2	3/4	119392	**....**	**92.44**	**- - -**	**- - -**	**- - -**	**- - -**	**- - -**	**- - -**
3x17/32x7/8	1/4	17/32	1	571236	**32.42**	**....**	**PM121408**	**PM101408**	**PM081408**	**- - -**	**- - -**	**- - -**
3x21/32x7/8	3/8	21/32	1	571251	**32.42**	**....**	**PM121410**	**PM101410**	**PM081410**	**- - -**	**- - -**	**- - -**
3x3/4x3/8	1/4	13/16	3/4	119395	**....**	**57.72**	**- - -**	**- - -**	**- - -**	**- - -**	**- - -**	**- - -**
3x25/32x7/8	1/2	25/32	1	571221	**....**	**....**	**PM121412**	**PM101412**	**PM081412**	**- - -**	**- - -**	**- - -**
3-1/2x17/32x7/8	1/4	17/32	1	571239	**45.93**	**....**	**PM121408**	**PM101408**	**PM081408**	**- - -**	**- - -**	**- - -**
3-1/2x21/32x7/8	3/8	21/32	1	571254	**45.93**	**....**	**PM121410**	**PM101410**	**PM081410**	**- - -**	**- - -**	**- - -**
3-1/2x25/32x7/8	1/2	25/32	1	571224	**38.36**	**....**	**PM121412**	**PM101412**	**PM081412**	**- - -**	**- - -**	**- - -**
4x3/4x1/2	3/8	13/16	1-1/4	119399	**....**	**....**	**CB060812**	**PM040816**	**- - -**	**3/4***	**PM101212**	**None****
4x3/4x3/4	3/8	13/16	1-1/4	119402	**....**	**...**	**PM101216**	**PM081216**	**PM061216**	**1-1/8**	**PM141816**	**PM161816**
4x1x3/4	1/2	1-1/16	1-1/2	119408	**....**	**102.43**	**PM101216**	**PM081216**	**PM061216**	**1-1/8**	**PM141820**	**PM161824**
4x17/32x7/8	1/4	17/32	1-1/2	571242	**58.86**	**....**	**PM121408**	**PM101408**	**PM081408**	**- - -**	**- - -**	**- - -**
4x21/32x7/8	3/8	21/32	1-1/2	571257	**58.86**	**....**	**PM121410**	**PM101410**	**PM081410**	**- - -**	**- - -**	**- - -**
4x25/32x7/8	1/2	25/32	1-1/2	571227	**58.86**	**....**	**PM121412**	**PM101412**	**PM081412**	**- - -**	**- - -**	**- - -**
5x1x3/4	1/2	1-1/16	2-1/2	119168	**...**	**....**	**PM101216**	**PM081216**	**PM061216**	**1-1/8**	**PM141820**	**PM161824**
5x1x3/4	1/2	1-1/16	2-1/2	119424	**....**	**264.12**	**PM101216**	**PM081216**	**PM061216**	**1-1/8**	**PM141820**	**PM161824**
6x1x3/4	1/2	1-1/16	3-3/4	119488	**....**	**....**	**PM101216**	**PM081216**	**PM061216**	**1-1/8**	**PM141820**	**PM161824**
6x1x1	1/2	1-1/16	3-3/4	119494	**....**	**252.12**	**PM141620**	**PM121624**	**PM101616**	**1-3/8**	**CB182212**	**- - -**
8x1x3/4	1/2	1-1/8	5	119268	**155.69**	**....**	**CB101212**	**CB081210**	**PM061220**	**1-1/8**	**PM141820**	**PM161824**

If ordering Plain Bore Sheave
Can add Bushing
To Reduce Size

If ordering Bronze Bore Sheave
Can Switch Bushing
To Increase Size

Prices subject to change without notice. **ASK FOR QUANTITY DISCOUNT**

1-800-228-9222 / e-mail: sales@baumhydraulics.com
Fax: 1-800-832-2522 / www.baumhydraulics.com / © Baum Hydraulics Corporation

BAUM HYDRAULICS CORPORATION

TURNBUCKLES & WIRE ROPE CLIPS / THIMBLES

STUB END TURNBUCKLES -

Welded Drop-Forged Steel, Self-Colored, Right and Left Stub Ends Can be Easily Welded to Steel Bars.

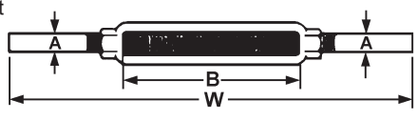

A Bolt Diam. Inches		B Take Up Inches	Buckle Length Inches	Working Length Lbs.	W Safe Length Overall Inches	Closed Length Overall Inches	Open Our Sequence Number	Price Per Piece	Qty. Pkg.
1/4	x	**4**	4-3/4	500	10	14	119744	**$8.53**	2
5/16	x	**4-1/2**	5-7/16	800	10-3/4	15-1/4	119808	**11.12**	2
3/8	x	**6**	7-1/8	1,200	- -	- -	- - -	**....**	**- -**
1/2	x	**6**	7-1/2	2,200	16	22	119936	**19.13**	2
5/8	x	**6**	7-7/8	3,500	16	22	120000	**23.50**	2
3/4	x	**6**	8-1/4	5,200	17	23	120064	**30.61**	2
7/8	x	**6**	8-5/8	7,200	18	24	120128	**39.72**	2
1	x	**6**	9	10,000	19	25	120192	**46.85**	2

CLEVIS JAW & CLEVIS JAW TURNBUCKLES - Galvanized

1/4" through 5/8" have Bolts and Nuts. 3/4" through 1" have Pins and Cotters.

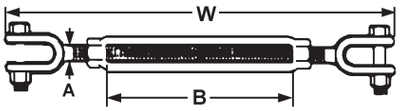

W Closed Length Overall Inches	Open Length Overall Inches	Pin Size Inches	Jaws Width Inches	Length Inside Jaw Inches	Our Sequence Number	Price Per Piece	Qty. Pkg.
8	12	1/4	13/32	5/8	- - -	**$ ....**	2
9-7/16	13-15/16	1/4	15/32	7/8	- - -	**....**	- -
11-1/2	17-1/2	5/16	1/2	7/8	120832	**60.62**	2
13	19	3/8	5/8	1-1/16	120896	**95.52**	2
- -	- -	--	--	--	- - -	**....**	- -
16-1/2	22-1/2	5/8	15/16	1-1/2	121024	**128.01**	2
- -	- -	--	--	--	- - -	**....**	- -
20-1/16	26-1/16	7/8	1-3/16	2-1/16	121088	**195.72**	2

HOOK & EYE TURNBUCKLES - Galvanized

Weldless drop forged steel, hot galvanized. Inside diameter of eye is equal to twice diameter of bolt.

A Bolt Diam. Inches		B Take Up Inches	Buckle Length Inches	Safe Working Length Lbs.	W Closed Length Overall Inches	Open Length Overall Inches	Width Between Jaw Inches	Our Sequence Number	Price Per Piece	Qty. Pkg.
1/4	x	**4**	4-3/4	400	8-9/32	12-9/32	7/16	120256	**$44.95**	2
5/16	x	**4-1/2**	5-7/16	700	9-17/32	14-1/32	1/2	120320	**44.84**	2
3/8	x	**6**	7-1/8	1,000	11-31/32	17-31/32	9/16	120384	**64.33**	2
1/2	x	**6**	7-1/2	1,500	13-9/16	19-9/16	21/32	120448	**78.44**	2

EYE & EYE TURNBUCKLES - Galvanized

Weldless drop forged steel, hot galvanized. Inside diameter of eye is equal to twice diameter of bolt.

A Bolt Diam. Inches		B Take Up Inches	Buckle Length Inches	Safe Working Length Lbs.	W Closed Length Overall Inches	Open Length Overall Inches	Width Inside Eye Inches	Length Inside Eye Inches	Our Sequence Number	Price Per Piece	Qty. Pkg.
1/4	x	**4**	4-3/4	500	8-5/16	13-1/16	11/32	25/32	- - -	**$ ....**	- -
5/16	x	**4-1/2**	5-7/16	800	9-13/16	25-1/4	7/16	15/16	121216	**57.02**	2
3/8	x	**6**	7-1/8	1,200	12-1/4	19-3/8	17/32	1-1/8	121280	**....**	2
1/2	x	**6**	7-1/2	2,200	13-15/16	21-7/16	23/32	1-7/16	- - -	**....**	2
5/8	x	**6**	7-7/8	3,500	15-5/8	23-1/2	7/8	1-3/4	121408	**....**	2
3/4	x	**6**	8-1/4	5,200	17-5/8	25-7/8	1	2-1/8	121472	**110.46**	2

WIRE ROPE CLIPS -

Malleable Iron
Galvanized



For Wire Rope Sz. Inches	No. Req'd.	Wt. Per 100 Pieces	Our Sequence	Price Per Piece	Qty. Pkg.
1/8	2	5	530112	**$0.54**	25
3/16	2	8	530176	**0.69**	25
1/4	2	12	530240	**1.17**	25
5/16	2	15	530304	**1.39**	25
3/8	2	21	530368	**1.94**	25
7/16	2	25	530380	**1.86**	25
1/2	3	41	530496	**3.00**	25
5/8	3	53	530560	**3.22**	10
3/4	4	76	530624	**4.58**	10
7/8	4	140	530688	**....**	10

WIRE ROPE CLIPS -

Drop Forged Base
Galvanized

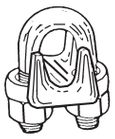

For Wire Rope Sz. Inches	No. Req'd.	Wt. Per 100 Pieces	Our Sequence	Price Per Piece	Qty. Pkg.
5/16	2	30	115072	**$5.88**	100
3/8	2	42	115136	**....**	100
1/2	3	75	115264	**....**	50
9/16	3	100	115270	**8.67**	50
5/8	3	100	115328	**19.35**	50
3/4	4	150	115392	**27.21**	25

WIRE ROPE THIMBLES -

Galvanized

For Wire Rope Sz. Inches	No. Req'd.	Wt. Per 100 Pieces	Our Sequence	Price Per Piece	Qty. Pkg.
1/4	2	5	530761	**$0.72**	25
5/16	2	7	530770	**0.90**	25
3/8	2	9	530779	**0.98**	25
1/2	3	16	530797	**3.39**	25

ASK FOR QUANTITY DISCOUNT ***Prices subject to change without notice.***

 © Baum Hydraulics Corporation

DANUSER BALL SOCKETS

BALL SOCKETS - Socket pressure-formed of seamless tubing. **Use Low-Hydrogen Type 616 or Ni-Rod Nickel Welding Rod.**

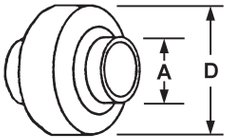

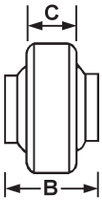

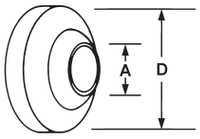

Danuser Unplated Part Number	A Pin Hole Diam. Inches	B Length Thru Bore Inches	C Greatest Sleeve Width Inches	D Sleeve Overall Diam. Inches	Price Per Piece
5/8” Lift Arm Ball Sockets - Category 0					
5870	5/8	1	3/8	2	$8.58
7/8” LIft Arm Ball Sockets - Category 1					
5088	7/8	1-3/8	9/16	2-1/4	13.77
5827	7/8	1-3/8	3/8	2-1/2	17.55
1-1/8” List Arm Ball Sockets - Category 2					
5859	1-1/8	1-3/8	3/8	3-1/8	24.99
5836	1-1/8	1-3/4	9/16	3-1/8	29.15
1-7/16” Lift Arm Ball Sockets - Category 0					
5865	1-7/16	1-3/4	1/2	3-1/2	37.88
5/8” Top Link Ball DSockets - Category 1					
5870	5/8	1	3/8	2	8.58
3/4” Top Link Ball Sockets - Category 1					
5868	3/4	1	3/8	2	8.58
5500	3/4	1-3/4	3/8	2	10.42
5347	3/4	1-3/8	9/16	2-1/4	13.77
5860	3/4	1-3/8	3/8	2-1/2	17.55
1” Top Link Ball Sockets - Category 2					
7466	1	1	3/8	2	8.58
5526	1	1-3/4	7/8	2-3/4	22.15
5849	1	1-3/4	9/16	3-1/8	29.15
1-1/4” Top Link Ball Sockets - Category 3					
5924	1-1/4	1-3/4	7/8	2-3/4	22.04
5925	1-1/4	1-3/4	9/16	3-1/8	28.50
5910	1-3/4	2-1/2	1	4-1/2	118.28

Prices subject to change without notice. **ASK FOR QUANTITY DISCOUNT**

DOUBLE H BALL SOCKETS

Ball Socket
- **Weld-on top link and lift arm ball sockets**
- **Fits Category 0 through 3 tractors**
- **Plain and zinc plated (ZP)**

Plain P/N	Price	ZP P/N	Price	Type	Cat	Hole Size	Bore Length	Outside Sleeve	Wt Ea
22460	$12.11	- - - -	$....	Top Link	0	5/8”	1”	2”	0.6
22413	11.51	22813	9.85	Top Link*	1	3/4”	1-5/8”	2”	0.7
22470	13.22	22870	11.13	Top Link HD*	1	3/4”	1-5/8”	2-1/8”	0.7
22472	13.96	22872	11.32	Top Link HD	1	3/4”	1-3/8”	2-3/8”	0.9
22474	....	22874	15.72	Top Link	1 & 2	3/4” & 1”	1-1/2” & 1-1/4”	2-3/8”	0.6
22411	16.21	22811	16.46	Top Link*	2	1”	1-3/4”	2-3/8”	0.8
22473	18.25	22873	15.72	Top Link HD	2	1”	1-3/4”	2-3/4”	1.8
22476	15.97	22876	13.19	Top Link	2	1”	1-1/4”	2-3/8”	0.8
22477	15.89	22877	13.00	Top Link	2	1”	1-3/32”	2-3/8”	0.7
22478	26.09	22878	22.77	Top Link	3	1-1/4”	1-3/4”	3-1/8”	1.8
22421	14.06	22821	15.21	Lift Arm	1	7/8”	1-3/8”	2-3/8”	0.9
22480	14.06	22880	13.00	Lift Arm	1	7/8”	1-3/8”	2-3/8”	0.9
22482	26.47	22882	22.50	Lift Arm	1 & 2	7/8” & 1-1/8”	1-3/4”	2-3/4”	1.4
22483	27.26	22883	23.04	Lift Arm	1 & 2	7/8” & 1-1/8”	1-3/4”	3-1/8”	1.7
22422	15.70	22822	13.22	Lift Arm	2	1-1/8”	1-5/16”	2-3/8”	0.8
22485	25.60	22885	21.98	Lift Arm	2	1-1/8”	1-3/4”	3-1/8”	1.9
22486	18.66	22886	15.13	Lift Arm	2	1-1/8”	1-3/4”	2-3/4”	1.6
22487	33.49	22887	32.84	Lift Arm	3	1-7/16”	1-3/4”	3-1/2”	2.4

* With shoulder



WELD-ON REPAIR END
- **High quality weld-on lift arm and top link repair ends**
- **Category 1, 2 or 3**

P/N	Description	Cat	Hole Dia	Overall Length	Wt Ea	Price
22622	Lift arm, Straight, Lower	1	7/8”	4-1/2”	1.8	$22.31
22668	Lift Arm, Bent	1	7/8”	5-1/2”	2.0	23.56
22670	Lift Arm, Bent	2	1-1/8”	5-3/4”	2.7	36.64
22671	Lift Arm, Straight, Lower	2	1-1/8”	5”	3.3	32.37
22683	Lift Arm, Straight	3	1-7/16”	5-1/2”	3.5	68.80
22642	Top Link, Forged	1	3*4”	3-1/8”	1.0	....
22643	Top Link, Forged	2	1”	3-3/4”	1.8	20.62
22645	Top Link, Forged	3	1-1/4”	5-1/4”	4.5	50.93

REPLACEMENT BALL
- **Replacement balls for top links and lift arms**
- **Zinc plated to resist corrosion**

P/N	Description	Dia	Hole Length	Bal Dia	Wt Ea	Price
22441	Top Link Cat 1 JD/Oliver	3/4”	1-3/4”	2”	1.1	$9.09
22442	Top Link Cat 2 JD/Oliver	1”	1-3/4”	2”	0.9	9.00
22443	Lift Arm Cat 1 Ford	7/8”	1-3/8”	2-1/4”	1.2	6.90
22444	Lift Arm Cat 2 Ford	1-1/8”	1-3/4”	2-1/4”	1.1	7.03
22445	Lift Arm Cat 1 Oliver	7/8”	1-3/8”	2”	0.7	6.85

ASK FOR QUANTITY DISCOUNT ***Prices subject to change without notice.***

 © Baum Hydraulics Corporation

PRINCE
TOP LINK CYLINDER -

Catagory II Only,
1” Swivel Pinhole, 1/2” NPT Ports

Prince Weld-A-Cylinder Number	Size Inches Bore X Stroke	PSI	Shaft Diam. Inches	Overall Length Retracted Inches	Price Per Piece
BD-0228	3 X 10	3000	1-3/8	20-7/8	$512.29

TOP LINK
- **Adjustable top links attach upper 3-point attaching point of implement to tractor**
- **Adjusting handle included**
- **Yellow zinc plated**
- **Category 0, 1 & 2 combination, 2 and 3**

Std. Pkg. = 1 pieces

P/N	Cat	Type	Hole Dia	Thread Dia	Body Length	Closed Length	Open Length	Wt Ea	Price
22506	0	Std	5/8”	3/4”	7-5/8”	11”	16”	3.2	$29.31
22504	0	Std	5/8”	3/4”	9-1/2”	13”	18”	2.7	42.96
22507	1	Std	3/4”	1-1/8”	11-1/4”	15-1/2”	24”	6.8	44.12
22509	1	Std	3/4”	1-1/8”	12”	16-3/8”	26-1/2”	7.0	59.47
22508	1	Std	3/4”	1-1/8”	13”	17-1/2”	26”	7.2	45.02
22510	1	Std	3/4”	1-1/8”	16”	20-1/2”	29”	8.0	42.98
22512	1	Std	3/4”	1-1/8”	20”	24-1/2”	33”	8.9	40.76
25515	1 & 2	Std	3/4”-1”	1-1/8”	16”	20-3/4”	31”	9.4	50.16
22518	2	Std	1”	1-1/8”	13”	18”	27-3/4”	9.1	59.33
22520	2	Std	1”	1-1/8”	16”	21”	33”	9.8	56.97
22522	2	Std	1”	1-1/8”	20”	25”	37”	10.7	58.11
22528	2	JD	3-4”-1”	1-1/8”	12-1/2”	21-5/8”	30”	12.0	119.68
22525	2	HD	1”	1-1/4”	15”	20-1/2”	31-1/2”	14.9	131.40
22526	2	HD	1”	1-1/4”	19”	24-1/2”	35-1/2”	13.4	111.83
22530	3	HD	1-1/4”	1-3/8”	19”	25-1/2”	36-1/2”	22.4	213.50

TOP LINK THREADED REPAIR END
- **Screw-in repair ends for Category 1, 2 and 3 top links**

P/N	Type	Cat	Hole Dia	Thread	Thread Length	Overall Length	Wt Ea	Price
22648	Forged	1	3/4”	1-1/8” NC (RH)	6”	10”	2.4	23.31
22649	Forged	1	3/4”	1-1/8” NC (LH)	6”	10”	2.4	23.31
22650	Forged	2	1”	1-1/8” NC (RH)	6-1/2”	11”	3.3	32.45
22651	Forged	2	1”	1-1/8” NC (LH)	6-1/2”	11”	3.3	25.74
22653	Forged	2 HD	1”	1-1/4” NC (RH)	5-1/2”	10”	4.0	29.82
22654	Forged	2 HD	1”	1-1/4” NC (LH)	5-1/2”	10”	3.3	29.82
22656	Forged	3	1-1/4”	1-3/8” NC (RH)	7-1/4”	12-1/8”	6.0	59.29
22657	Forged	3	1-1/4”	1-3/8” NC (LH)	7-1/4”	12-1/8”	8.0	59.29

DRAWBAR
- **One piece drawbars replace most standard applications**
- **Painted black**

P/N	Cat	Spacing	Holes	Hole Dia	Pin Dia	Thickness	Width	Overall Length	Wt Ea	Price
22718	0	20”	7	5/8”	5/8”	5/8”	2”	24-1/2”	6.7	$26.31
22719	1	20”	7	3/4”	7/8”	1”	2-1/2”	25”	10.9	44.72
22711	1	26”	11	3/4”	7/8”	1”	2-1/2”	31-1/2”	16.2	49.32
22721	2	26”	11	3/4”	1-1/8”	1-1/4”	3”	32”	24.6	106.78
22732	2	32”	13	3/4”	1-1/8”	1-1/4”	3”	38”	30.2	97.17
22744	2	32”	7	1-1/8”	1-1/8”	1-1/4”	3”	38”	32.0	141.76
22748	3	38”	5	1-1/4”	1-7/16”	1-3/4”	3-1/2”	43-1/2”	65.0	213.23

Farm hardware products are not designed for lifting

Prices subject to change without notice. **ASK FOR QUANTITY DISCOUNT**

TOP LINK BUSHING
- Reducing bushing
- Adapters larger category hitches to smaller category implements
- Yellow zinc plated

P/N	Description	ID	OD	Length	Wt Ea	Price
21188	Cat 0-1	5/8”	3/4”	1-5/8”	0.10	$2.07
21191	Cat 1-2	3/4”	1”	1-5/8”	0.15	2.09
21190	Cat 1-2	3/4”	1”	1-15/16”	0.20	2.18
21192	Cat 2-3	1”	1-1/4”	1-15/16”	.24	2.31

LIFT ARM BUSHING
- Reducing bushing
- Adapters larger category hitches to smaller category implements
- Yellow zinc plated

P/N	Description	ID	OD	Length	Wt Ea	Price
21189	0-1	5/8”	7/8”	1-3/8”	0.10	$1.91
21193	1-2	7/8”	1-1/8”	1-3/8”	0.14	2.07
21194	1-2	7/8”	1-1/8”	1-3/4”	0.19	2.04
21195	2-3	1-1/8”	1-7/16”	1-3/4”	0.30	2.67
21196	2-3 w/hole	1-1/8”	1-7/16”	2-1/2”	0.40	5.03
21197	2-3	1-1/8”	1-7/16”	2-3/4”	0.50	5.11
21198	2-3	1-1/8”	1-7/16”	3-1/4”	0.60	5.71

TOP LINK PIN
- Top link pins connect top link to tractor and to implement
- Variety of lengths will fit most applications
- Category 0 through Category 3
- Yellow zinc plated

P/N	Cat	Pin Dia	Usable Length	Overall Length	Wt Ea	Price
21250	0	5/8”	3”	4-7/16”	0.40	$3.35
21252	1	3/4”	2-3/4”	4-1/2”	0.50	3.21
21256	1	3/4”	3-7/8”	5-1/2”	0.66	3.67
21257	1	3/4”	4-3/4”	6-3/8”	0.80	3.94
21260	2	1”	3”	4-3/4”	1.00	8.87
21261	2	1”	3-9/16”	5-1/4”	1.13	6.28
21262	2	1”	4-5/16”	6”	1.40	6.80
21264	2	1”	5-3/8”	7”	1.53	11.81
21270	3	1-1/4”	4-7/16”	6-1/2”	2.25	17.87

ASK FOR QUANTITY DISCOUNT *Prices subject to change without notice.*

 © Baum Hydraulics Corporation

General

Utility

Farm

Twisted

Straight

CLEVIS
- **Black painted finish**
- **Yellow zinc plated pin and clip**

Std. Pkg. = 1 pieces

P/N	Type	Dia	Usable Length	Opening Width	Pin Diameter	Working Load Limit	Wt Ea	Price
24013	Straight	5/8”	3-1/4”	3/4”	1/2”	6,000#	1.50	$12.38
24014	Straight	3/4”	3-3/4”	1-1/4”	5/8”	12,000#	2.08	18.58
24015	Straight	7/8”	3-1/4”	1-1/4”	3/4”	16,000#	3.07	22.42
24016	Straight	7/8”	4-1/4”	1-1/4”	3/4”	16,000#	3.79	27.53
24017	Straight	15/16”	4-5/8”	1-1/4”	7/8”	20,000#	4.60	27.78
24018	Straight	1”	5-5/16”	2”	1”	25,000#	6.18	42.19
24023	Twisted	5/8”	3”	3/4”	1/2”	6,000#	1.50	14.61
24024	Twisted	3/4”	3-1/2”	1-1/4”	5/8”	12,000#	2.12	23.15
24025	Twisted	7/8”	2-3/4”	1-1/4”	3/4”	16,000#	3.00	29.92
24026	Twisted	7/8”	3-7/8”	1-1/4”	3/4”	16,000#	3.55	28.95
24027	Twisted	15/16”	4-1/4”	1-1/4”	7/8”	20,000#	4.30	29.49
24028	Twisted	1”	5”	2”	1”	25,000#	6.25	39.53
24041	Farm	1/4”	1-1/8”	7/16”	5/16”	1,000#	0.10	7.45
24042	Farm	5/16”	1-1/4”	9/16”	3/8”	2,000#	0.20	3.29
24043	Farm	3/8”	1-7/16”	5/8”	7/16”	3,000#	0.30	4.79
24044	Farm	7/16”	1-11/16”	3/4”	1/2”	4,000#	0.50	6.04
24045	Farm	1/2”	1-15/16”	3/4”	5/8”	6,500#	0.82	8.13
24046	Farm	5/8”	2-1/2”	1”	3/4”	9,000#	1.40	....
24047	Farm	3/4”	3”	1-1/4”	7/8”	13,000#	2.67	22.88
24048	Farm	7/8”	3-1/4”	1-1/4”	1”	15,000#	3.45	28.05
24049	Farm	1”	3-3/4”	1-3/4”	1”	17,000#	4.40	47.50
24061	Utility	1/4”	7/8”	1/2”	5/16”	1,000#	0.10	2.99
24062	Utility	5/16”	1”	5/8”	3/8”	1,500#	0.20	4.11
24063	Utility	3/8”	1-1/4”	1-2”	7/16”	2,000#	0.30	10.84
24064	Utility	7/16”	1-1/2”	1-2”	5/8”	3,000#	0.40	5.88
24065	Utility	1/2”	1-11/16”	3/4”	5/8”	6,000#	0.60	15.56
24066	Utility	5/8”	2”	1”	3/4”	9,000#	1.20	10.47
24082	General	3/4”	6-1/4”	2-1/4”	3/4”	13,000#	3.43	28.73

Farm hardware products are not for lifting

Prices subject to change without notice. **ASK FOR QUANTITY DISCOUNT**



LIFT ARM PIN
- **Lift arm pins connect implement to lift arms on tractor**
- **Category 0 through Category 3**
- **Nut(s) and washer included**
- **Yellow zinc plated to resist corrosion**

P/N	Cat	Dia	Thread	Usable Length	Overall Length	Pin Type	Wt Ea	Price
21210	0 Adjustable	5/8”	5/8NF	1-1/4”+	3-7/8”	U	.044	$3.16
21212	0-1	7/8”	5/8NF	1-3/4”	4-1/2”	A-M	0.70	5.85
21222	1 Adjustable	7/8”	7/8NF	1-5/8”+	5”	U	1.12	6.12
21226	1 Forged	7/8”	7/8NF	1-3/4”	5-1/2”	F	1.15	4.43
21233	1 Adjustable	7/8”	7/8NF	2”+	6-3/8”	U	1.25	8.22
21224	1 Forged	7/8”	7/8NF	2-1/4”	6-3/4”	F	1.32	6.64
21230	1-2	1-1/8”	7/8NF	1-3/4”	5-1/4”	A-M	1.35	9.66
21232	1-2 Forged	1-1/8”	7/8NF	1-3/4”	5-1/4”	A-F	1.48	8.73
21235	1-2 Adjustable Forged	7/8” & 1-1/8”	1nf	2” Both	7-3/4”	C	1.95	19.42
21240	1-2 Forged	1-1/8”	7/8NF	2-1/4”	6-1/2”	A-F	1.68	11.64
21241	2 Adjustable	1-1/8”	1-1/8NF	1-3/4”+	6-1/8”	U	2.30	11.78
21242	2 Forged	1-1/8”	1-1/8NF	2”	6-1/8”	F	2.21	11.86
21243	2-1 Forged	7/8”	1-1/8NF	1-5/8”	5-3/4”	F	1.72	15.72
21244	2-3 Forged	1-7/16”	1-1/8NF	1-7/8”	5-3/4”	F(M)	2.82	22.20
21280	3 Forged	1-7/16”	1-3/8NF	1-7/8”	5-7/8”	F	3.70	25.22

Example: P/N 21230 Lift Arm Pin adapts Category 1 implement to Category 2 tractor hitch.
P/N 21243 Lift Arm Pin adapts Category 2 implement to Category 1 tractor hitch.

ASK FOR QUANTITY DISCOUNT ***Prices subject to change without notice.***

 © Baum Hydraulics Corporation

THREE POINT LINKAGE PARTS

ADJUSTABLE & FORGED DRAW PINS & BUSHINGS

MILLER ADJUSTABLE PLATED DRAW PINS

For 3-Point Hook-Up Tools
Shoulder adjusts to various stabilizer arm spacings.
Cold rolled steel.
Di-chromate plated.

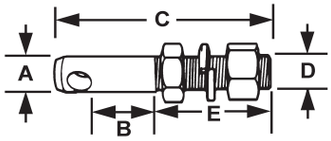

Part Number	A Pin Diam. Inches	B Useable Length Inches	C Thread Overall Inches	D Thread Diam. Inches	Price Per Piece
Category 1 with Washer and 2 Nuts - Adjustable Regular Type					
LA-1	7/8 Long	1-3/4	5-1/4	7/8	$....
Category 2 with Washer and 2 Nuts - Adjustable Regular Type					
LA-2	1-1/8 Long	1-15/16	6-1/4	1-1/8	....

BUSHINGS -
Made of seamless cold rolled tubing.
Heat treated and di-chromate plated.

Miller Part Number	I.D. Size Inches	O.D. Size Inches	Length Inches	Price Per Piece
Draw Pin Bushing - Category 1 to 2				
AB1-2	7/8	1-1/8	1-3/4	$....

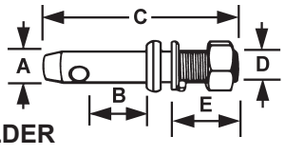

FORGED STEEL WITH SHOULDER

Part Number	A Pin Diam. Inches	C Length Overall Inches	D Thread Diam. Inches	Price Per Piece
Category 1 to 2 with Washer and 1 Nuts - Forged Steel Reducing Type				
LA1-2	1-1/8 Long	2-1/4	7/8	$....

TRACTOR CATEGORY DEFINITIONS

(Per ASAE Standards)

Tractor Horsepower	Linkage Dimensions Top Link Pin	Lift Arm Pin	
Category 0	Up to 20	5/8	5/8
Category 1	20 to 45	3/4	7/8
Category 2	40 to 100	1	1-1/8
Category 3	80 and over	1-1/4	1-7/16



WIRELOCK PIN
- **Shaft diameters from 1/4" to 3/8"**
- **Round or square wire lock**
- **Yellow zinc plated**

Bulk — **Std. Pkg. = 100 pieces**

P/N	Shaft Dia	Usable Length	Shank Length	Overall Length	Wt Ea	Wire	Price
21968	1/4"	1-3/8"	1-11/16"	2"	.056	Round	$1.17
21970	1/4"	1-3/4"	2"	2-1/4"	.060	Round	1.28
21971	1/4"	2-1/4"	2-3/4"	3"	.079	Square	1.33
21973	1/4"	2-1/2"	2-7/8"	3-3/16"	.076	Round	1.33
21972	1/4"	2-1/2"	2-7/8"	3-3/16"	.081	Square	1.33
21974	5/16"	1-1/4"	1-1/2"	1-13/16"	.075	Round	1.22
21975	5/16"	1-3/8"	1-5/8"	1-7/8"	.080	Round	1.09
21978	5/16"	1-3/4"	2"	2-1/4"	.090	Round	1.22
21980	5/16"	2-1/4"	2-3/4"	3"	.106	Square	1.22
21982	5/16"	2-1/4"	2-3/4"	3"	.101	Round	1.28
21983	5/16"	2-1/2"	2-7/8"	3-1/8"	.107	Round	1.12
21985	5/16"	2-1/2"	2-7/8"	3-1/8"	.105	Square	1.28
21996	5/16"	3-1/2"	3-15/16"	4-1/4"	.120	SqSqlCoil	1.63
21987	5/16"	3-1/2"	3-3/4"	4"	.120	Sq. Sql	1.50
21990	3/8"	1-1/2"	1-3/4"	2"	.0100	Round	1.20
21992	3/8"	1-3/4"	2"	2-5/16"	.120	Round	1.20
21984	3/8"	2-1/4"	2-1/2"	2-3/4"	.140	Square	1.28
21986	3/8"	2-1/4"	2-1/2"	2-3/4"	.140	Round	1.36
21997	3/8"	2-1/2"	2-3/4"	3"	.134	Round	1.20
21994	3/8"	2-1/2"	2-3/4"	3"	.152	Square	1.44
21998	3/8"	3"	3-1/4"	3-7/16"	.143	SqSqlCoil	1.71
21999	3/8"	3-7/16"	3-11/16"	4"	.178	Square	1.74

Prices subject to change without notice. **ASK FOR QUANTITY DISCOUNT**

TOP LINKS, PINS, CYLINDERS & DRAWBARS

POWER TAKE-OFF MILLER LOCK PINS

Part Number	Pin Diam. Inches	Head Diam. Inches	Useable Length Inches	Wt. Lbs.	Price Per Piece
516-22LP	5/16	5/8	2-5/8	1/10	$1.56
38-20LP	3/8	5/8	2-1/4	1/10	1.59
For 03-34-00037 use 516-22LP					

TOP LINK PINS -

Di-Chrome Plated

Miller Part Number	Pin Diam.	Length Overall Inches	Useable Length Inches	Price Per Piece
Category 2				
TLP4250	1	6	4-1/4	$....

POWER TAKE-OFF MILLER LYNCH PINS

Part Number	Pin Diam. Inches	Head Diam. Inches	Useable Length Inches	Wt. Lbs.	Price Per Piece
38-13LP	3/8	5/8	1-1/2	1/10	$1.49
14-16LP	1/4	1/2	1-3/4	1/10	1.56

KLIK PINS

For Three Point Hitches - Full Lock Design.
Fits any hole requiring a lynch pin.

DANUSER®

DANUSER KLIK PINS - Di-chromate plated. Forged Pin complete with snap lock ring. 7/16 x 11/32 pins have one flat side.
Pkg. Qty. = 4 Pieces

WITHOUT CHAIN		WITH CHAIN					
Without Chain Part Number	Price Per Piece	With Chain Part Number	Price Per Piece	A Pin Diam. Inches	B Inside Ring Diam. Inches	C Shank Length Pin Inches	D Overall Length Pin Inches
Standard Long-Shank Pin-Ring Will Not Fit Over End of Pin							
7524	$3.44	7525	....	7/16	1-7/8	2	2-7/16
1533	3.18	- - - -	....	7/16	1-3/8	1-3/4	2-3/16
Balck Ring Heavy Duty Long-Shank Pin-Ring Will Not Fit Over End of Pin							
7631	....	7634	....	7/16	1-3/8	1-3/4	2-3/16
7862	3.93	- - - -	....	7/16	1-5/8	2	2-7/16
Safety Lock Long-Shank Pin-Ring Will Not Fit Over End of Pin							
9656	4.75	9655	....	7/16	1-3/4	2	2-7/16
Long Shank Pin-Ring Will Not Fit Over End of Pain							
7637	1.29	- - - -	....	3/16	1	1-1/4	1-35/64
1600	1.33	1601	2.24	1/4	1-3/8	1-3/4	2-9/64
7618	2.11	7619	....	5/16	1-5/8	2-11/32	2-47/64

Picture With Chain **Without Chain**

1600, 7618, 7637

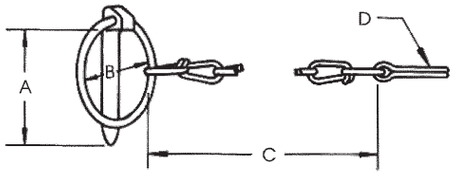

7525

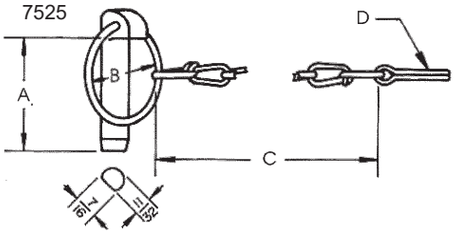

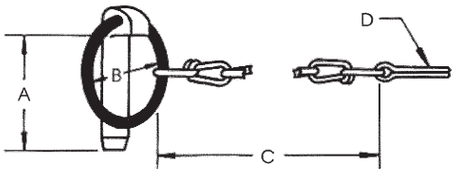

7634

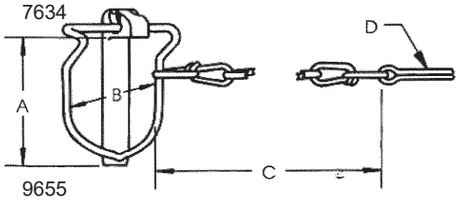

9655

Prices subject to change without notice. **ASK FOR QUANTITY DISCOUNT**

LYNCHPIN
- Lynchpins in sizes 3/16" to 7/16"
- Fit category 0-3 top link pins and lift arm pins
- Yellow zinc plated

Bulk — **Std. Pkg. = 100 pieces**

P/N	Wt Ea	Description	Category	Usable Length	Shank Length	Overall Length	Price
21910	.032	3/16" Lynchpin	0	1-1/8"	1-3/8"	1-5/8"	$0.63
21915	.142	3/16" Lynchpin w/12" chain	0	1-1/8"	1-3/8"	1-5/8"	1.37
21920	.050	1/4" Lynchpin	1	1-1/4"	1-3/4"	2-1/8"	0.63
21925	.160	1/4" Lynchpin w/12" chain	1	1-1/4"	1-3/4"	2-1/8"	1.71
21930	.069	5/16" Lynchpin	1,2	1-1/4"	1-3/4"	2-1/8"	0.73
21935	.179	5/16" Lynchpin w/12" chain	1,2	1-1/4"	1-3/4"	2-1/8"	....
21940	.110	7/16" Lynchpin	1,2	1-1/4"	1-3/4"	2"	0.65
21945	.206	7/16" Lunchpin w/12" chain	1,2	1-1/4"	1-3/4"	2"	1.71
21938	.110	7/16" Lynchpin	1,2,3	1-7/16"	2"	2-7/16"	0.82
21960	.130	7/16" Lynchpin w/ HD ring	1,2,3	1-1/2"	1-3/4"	2-1/8"	1.31

WIRE LOCK HITCHPIN
- Hitchpin with coil tension
- High carbon steel
- Spring steel wire holds pin in place

Std. Pkg. = 12 pieces

P/N	Pin Dia	Usable Length	WT Ea	Price
25113	1/2"	4-1/4"	0.50	$6.20
25223	5/8"	4-1/4"	0.72	5.17
25233	3/4"	4-1/4"	1.00	5.79
25133	3/4"	6-1/4"	1.20	6.99
25143	7/8"	6-1/4"	1.60	8.60
25153	1"	6-1/4"	2.00	9.28

ZINC PLATED HEAT TREATED HITCHPIN
- One piece forged pin
- High carbon steel
- Spring wire handle
- Yellow zinc plated
- Heat treated to Rc 28-32

With 12" Chain & Lynchpin

P/N	Shaft Dia	Usable Length	Wt Ea	Price
29808	3/8"	4"	.27	$5.98
29810	1/2"	4"	.51	6.69
29816	1/2"	5-3/4"	.65	7.73
29821	5/8"	4"	.72	5.71
29826	5/8"	5-3/4"	.87	6.20
29832	3/4"	4"	.96	6.83
29836	3/4"	6-1/4"	1.20	10.69
29843	7/8"	7"	1.78	13.22
29854	1"	7"	2.19	11.86
29865	1-1/8"	7"	2.81	16.30
29876	1-1/4"	7"	3.35	27.56

STABILIZER PIN w/nut & washer
- Yellow zinc plated

Std. Pkg. = 12 Pieces

P/N	Pin Dia	Thrd Dia	Usable Length	Overall Length	Description	Wt Ea	Price
21281	7/8"	5/8"	3/8"	2-5/8"	Stabilizer Pin	.40	$2.69
21282	7/8"	5/8"	1/2"	2-7/8"	Stabilizer Pin	.42	3.70
21284	7/8"	3/4"	1/2"	3-1/8"	Stabilizer Pin	.57	2.69
21283	7/8"	5/8"	1"	3-1/8"	Anchor Pin	.40	4.14

Prices subject to change without notice. **ASK FOR QUANTITY DISCOUNT**

ORANGE HANDLE DETENT PIN
- **Easy to insert and remove**
- **Hi-visibility bright orange plastisol easy grip handle**
- **Features stainless steel ball locking mechanism in place of hitchpin clip or other fastener**
- **Zinc plated 1144 steel**

Std. Pkg. = 1 piece

P/N	SHAFT Dia	Usable Length	WT Ea	Price
85301	5/16”	1”	.18	$7.29
85302	5/16”	1-1/2”	.19	7.43
85303	5/16”	2”	.21	7.54
85304	5/16”	2-1/2”	.22	7.73
85305	5/16”	3”	.23	7.89
85306	5/16”	4”	.24	8.41
85310	3/8”	1”	.18	8.00
85311	3/8”	1-1/2”	.21	8.24
85312	3/8”	2”	.22	8.38
85313	3/8”	2-1/2”	.23	8.54
85314	3/8”	3”	.25	8.79
85315	3/8”	4”	.30	8.95
85320	1/2”	1”	.25	11.40
85321	1/2”	1-1/2”	.27	11.62
85322	1/2”	2”	.29	9.11
85323	1/2”	2-1/2”	.32	9.17
85324	1/2”	3”	.35	10.69
85325	1/2”	4”	.40	12.79
85330	5/8”	1-1/2”	.36	9.58
85331	5/8”	2”	.41	9.68
85332	5/8”	2-1/2”	.44	9.82
85333	5/8”	3”	.49	9.96
85334	5/8”	4”	.58	13.38
85335	5/8”	5”	.66	13.74
85340	3/4”	1-1/2”	.50	10.20
85341	3/4”	2”	.56	10.72
85342	3/4”	2-1/2”	.63	10.99
85343	3/4”	3”	.68	11.24
85344	3/4”	4”	.82	11.64
85345	3/4”	5”	.92	13.82

HITCHPIN
- The “original” hitchpins with the red plastisol coated head
- These pins are made of high tensile steel and heat treated
- Hairpin clip included

HEAVY DUTY HEAT TREATED HITCHPIN

P/N	HP No	Shaft Dia	Usable Length	Clip P/N	Wt Ea	Price
00103	H38	3/8”	4”	68838	0.38	$5.71
00113	H12	1/2”	3-5/8”	68860	0.60	7.29
00223	H58-4	5/8”	4”	68870	0.90	5.61
00123	H58	5/8”	5-1/2”	68870	1.17	8.50
00233	H34-4	3/4”	4”	68870	1.07	9.68
00133	H34	3/4”	6-1/2”	68870	1.53	10.11
00243	H78-4	7/8”	4”	68870	1.40	12.27
00143	H78	7/8”	6-1/2”	68870	1.86	12.60
00253	H100-45	1”	4-1/2”	68880	2.00	10.91
00153	H100	1”	7-1/2”	68880	2.65	17.33
00353	H100-12	1”	12”	68880	3.60	43.34
00163	H1125	1-1/8”	8-1/2”	68880	3.64	23.42
00173	H1250	1-1/4”	8-1/2”	68880	4.33	29.48
00373	H1250-12	1-1/4”	12”	68880	5.50	55.74
00183	H1500	1-1/2”	8-1/2”	68884	6.48	42.18
00383	H1500-13	1-1/2”	13”	68884	8.60	82.81

ASK FOR QUANTITY DISCOUNT ***Prices subject to change without notice.***

 © Baum Hydraulics Corporation

COTTERPIN
- **Hammerlock style**
- **Clear zinc finish**

Bulk **Std. Pkg. = 100 pieces**

P/N	Dia	Length	WT Ea	Price
60010	1/16”	1/2”	.0006	$....
60020	1/16”	3/4”	.0008	....
60030	1/16”	1”	.0013	....
60033	1/16”	1-1/2”	.0020	0.09
60035	3/32”	3/4”	.0015	....
60040	3/32”	1”	.0018	....
60050	3/32”	1-1/2”	.0020	....
60060	1/8”	1”	.0044	....
60065	1/8”	1-1/4”	.0048	....
60070	1/8”	1-1/2”	.0050	....
60072	1/8”	2”	.0056	....
60080	5/32”	1”	.0070	....
60090	5/32”	1-1/2”	.0100	....
60094	5/32”	2-1/2”	.0200	0.22
60095	3/16”	1”	.0110	....
60100	3/16”	1-1/2”	.0130	0.13
60110	3/16”	2”	.0180	....
60112	3/16”	2-1/2”	.0200	....
60113	3/16”	3”	.0250	0.21
60115	1/4”	1-1/2”	.0242	0.26
60120	1/4”	2”	.0310	....
60130	1/4”	2-1/2”	.0378	....
60131	1/4”	3”	.0500	0.33
60138	5/16”	1-1/2”	.0375	0.48
60140	5/16”	2”	.0400	0.34
60150	5/16”	2-1/2”	.0530	0.42
60151	5/16”	3”	.0625	0.46
06158	3/8”	2”	.0625	0.51
60160	3/8”	2-1/2”	.0813	0.59

ADJUSTABLE CLEVIS PIN
- **Multiple holes**
- **Cut off excess length if needed**
- **Clear zinc plated**

Bulk **Std. Pkg. = 100 pieces**

P/N	Dia	Length	WT Ea	Price
62710	3/16”	2”	.013	$0.45
62715	1/4”	1”	.017	0.68
62720	1/4”	2”	.025	0.71
62721	1/4”	2-1/2”	.036	0.92
62722	1/4”	3”	.042	0.95
62725	5/16”	1”	.025	0.71
62726	5/16”	1-1/2”	.034	0.72
62730	5/16”	2”	.042	0.69
62732	5/16”	3”	.062	0.99
62735	3/8”	1”	.040	0.78
62736	3/8”	1-1/2”	.052	0.91
62740	3/8”	2”	.060	0.94
62741	3/8”	2-1/2”	.081	1.56
62742	3/8”	3”	.092	1.80
62743	3/8”	3-1/2”	.106	1.93
62744	3/8”	4”	.124	1.49
62750	7/16”	2”	.090	0.94
62755	7/16”	2-1/2”	.108	1.91
62758	7/16”	3”	.122	2.14
62760	1/2”	2”	.112	1.46
62765	1/2”	2-1/2”	.134	1.51
62768	1/2”	3”	.160	2.65
62769	1/2”	3-1/2”	.184	2.76
62770	1/2”	4”	.216	2.82
62780	5/8”	3”	.264	3.66
62790	3/4”	3”	.386	5.21

CLEVIS PIN
- **Plain finish**

Bulk			Std. Pkg. = 100 pieces		Bulk			Std. Pkg. = 100 pieces	
P/N	Dia	Usable Length	Wt Ea	Price	P/N	Dia	Usable Length	Wt Ea	Price
63606	3/16”	1”	.0088	$0.00	63682	3/8”	3”	.0975	$0.27
63607	3/16”	1-1/4”	.0106	0.00	63688	7/16”	1-1/2”	.0732	0.29
63608	3/16”	1-1/2”	.0131	0.00	63689	7/16”	1-3/4”	.0825	0.30
63609	3/16”	1-3/4”	.0150	0.00	63690	7/16”	2”	.0925	0.33
63610	3/16”	2”	.0169	0.00	63698	1/2”	1”	.0675	0.34
63619	1/4”	1”	.0169	0.00	63701	1/2”	1-1/2”	.0950	0.30
63621	1/4”	1-1/4”	.0200	0.00	63703	1/2”	2”	.1200	0.31
63623	1/4”	1-1/2”	.0231	0.00	63704	1/2”	2-1/4”	.1332	0.38
63624	1/4”	1-5/8”	.0250	0.00	63705	1/2”	2-1/2”	.1475	0.36
63625	1/4”	1-3/4”	.0269	0.00	63707	1/2”	3”	.1725	0.40
63626	1/4”	1-7/8”	.0281	0.00	63709	1/2”	3-1/2”	.2000	0.41
63627	1/4”	2”	.0300	0.00	63711	1/2”	4”	.2250	0.44
63629	1/4”	2-1/4”	.0331	0.00	63715	1/2”	5”	.2800	0.42
63632	1/4”	2-1/2”	.0369	0.00	63732	5/8”	1-1/2”	.1600	0.42
63637	1/4”	3”	.0450	0.00	63736	5/8”	2”	.2000	0.46
63646	5/16”	1”	.0244	0.00	63740	5/8”	2-1/2”	.2438	0.36
63649	5/16”	1-1/4”	.0300	0.00	63745	5/8”	3”	.2813	0.45
63651	5/16”	1-1/2”	.0350	0.00	63749	5/8”	4”	.3563	0.55
63652	5/16”	1-3/4”	.0400	0.00	63757	5/8”	6”	.5500	0.51
63653	5/16”	1-7/8”	.0450	0.00	63780	3/4”	2”	.2875	0.52
63654	5/16”	2”	.0480	0.00	63789	3/4”	3”	.4200	0.53
63656	5/16”	2-1/4”	.0525	0.00	63793	3/4”	4”	.5375	0.54
63658	5/16”	2-1/2”	.0575	0.00	63797	3/4”	5”	.6525	0.58
63659	5/16”	2-5/8”	.0600	0.00	63803	3/4”	6-1/2”	.8500	0.38
63660	5/16”	2-3/4”	.0629	0.00	63812	7/8”	2”	.3813	0.70
63661	5/16”	3”	.0688	0.00	63820	7/8”	3”	.5525	0.76
63665	3/8”	1”	.0370	0.00	63828	7/8”	4”	.7375	0.47
63668	3/8”	1-1/4”	.0425	0.00	63836	7/8”	6”	1.0525	0.50
63671	3/8”	1-1/2”	.0525	0.00	63843	1”	2-1/2”	.6300	0.60
63673	3/8”	1-3/4”	.0575	0.00	63845	1”	3”	.7563	0.65
63675	3/8”	2”	.0675	0.00	63853	1”	4”	.9750	0.70
63677	3/8”	2-1/4”	.0725	0.00	63861	1”	6”	1.4188	0.70

ASK FOR QUANTITY DISCOUNT *Prices subject to change without notice.*

 © Baum Hydraulics Corporation

CYLINDER PIN
- Precision machined pin with grooves and holes for easy use
- Includes two hairpin clips
- Clear zinc plated

Std. Pkg. = 24 Pieces

P/N	Pin No	Pin Dia	Usable Length	Overall Length	Clip P/N	Wt Ea	Price
10200	CP225	1”	2-1/4”	3”	60870	0.70	5.30
10202	CP275	1”	2-3/4”	3-1/2”	60870	0.82	7.86
10205	CP300	1”	3”	3-3/4”	60870	0.88	7.86
10210	CP325	1”	3-1/4”	4”	60870	0.95	8.92
10217	CP1325	1-1/4”	3-1/4”	4”	60880	1.44	13.74

CLEVIS PIN (Non-Threaded)

Std. Pkg. = 12 Pieces

P/N	Cat	Diameter	Usable Length	Overall Length	Wt Ea	Price
21295	2	1-1/8”	3-3/8”	4-3/4”	1.30	$9.19
21290	2	1-1/8”	4-3/4”	6-1/4”	1.76	8.84
21291	2	1-1/8”	7-5/8”	9-1/4”	2.50	10.42
21293	2-3	1-1/8” & 1-7/16”	3-1/2” & 4-1/2”	9-1/4”	3.85	21.11
21292	3	1-7/16”	4-11/16”	6-1/4”	2.80	17.25

BENT PIN
- Economical universal pin for use on agrivultural, industrial, recreational and construction equipment
- Easy to install and remove replacement for cleavis pin
- Clear zinc plated
- Includes hairpin clip

Std. Pkg. = 1 Pieces

P/N	Pin Dia	Usable Length	Overall Length	Clip P/N	Wt Ea	Price
10302	5/16”	2-1/2”	4”	60830	0.10	$3.05
10303	5/16”	3”	4-3/4”	60830	0.11	4.76
10305	3/8”	2-1/2”	4”	60830	0.15	2.34
10306	3/8”	3”	4-3/4”	60830	0.16	3.24
10307	3/8”	3-1/2”	5”	60830	0.20	3.29
10308	3/8”	4”	5-1/2”	60830	0.21	3.73
10310	1/2”	2-1/2”	4”	60860	0.25	2.99
10312	1/2”	3”	4-3/4”	60860	0.28	3.13
10314	1/2”	4”	5-3/4”	60860	0.34	3.51
10315	1/2”	4-1/2”	6-1/4”	60860	0.38	2.97
10316	1/2”	5”	7”	60860	0.40	3.94
10320	5/8”	3”	5”	60870	0.50	3.78
10322	5/8”	4”	6”	60870	0.57	4.35
10326	5/8”	5”	7-1/4”	60870	0.72	5.47
10330	3/4”	3-1/2”	5-1/2”	60870	0.85	5.82
10332	3/4”	4-1/2”	6-1/2”	60870	0.96	7.26
10336	3/4”	5”	7-1/2”	60870	1.02	7.54

SET COLLAR
- Heavy duty, precision machined for quality fit and ease of installation
- Fitted with allen head set screw
- Packaged in individual plastic bag
- Clear zinc plated

Std. Pkg. = 100 pieces

P/N	Desc	ID	OD	Width	Wt Ea	Price
10608	SC250	1/4”	1/2”	5/16”	.01	$1.71
10609	SC312	5/16”	5/8”	5/16”	.02	1.71
10610	SC375	3/8”	3/4”	3/8”	.04	1.82
10611	SC437	7/16”	7/8”	7/16”	.05	1.88
10612	SC500	1/2”	1”	7/16”	.08	1.93
10613	SC562	9/16”	1”	7/16”	.11	1.93
10614	SC625	5/8”	1-1/4”	9/16”	.12	2.01
10616	SC750	3/4”	1-1/2”	9/16”	.14	4.00
10617	SC812	13/16”	1-5/16”	9/16”	.16	2.37
10618	SC875	7/8”	1-1/2”	9/16”	.18	2.75
10620	SC937	15/16”	1-5/8”	9/16”	.20	2.77
10622	SC1000	1”	1-5/8”	9/16”	.23	2.83
10623	SC1062	1-1/16”	1-3/4”	5/8”	.25	2.91
10624	SC1125	1-1/8”	1-3/4”	11/16”	.32	3.02
10626	SC1187	1-3/16”	2”	11/16”	.44	3.59
10628	SC1250	1-1/4”	2”	11/16”	.45	3.75
10630	SC1375	1-3/8”	2-1/8”	3/4”	.50	4.19
10632	SC1437	1-7/16”	2-1/4”	3/4”	.60	8.46
10634	SC1500	1-1/2”	2-1/4”	3/4”	.65	4.90
10636	SC1625	1-5/8”	2-1/2”	13/16”	.66	6.12
10638	SC1750	1-3/4”	2-5/8”	7/8”	.73	7.05
10640	SC1875	1-7/8”	2-3/4”	7/8”	.78	7.10
10642	SC2000	2”	3”	7/8”	1.03	8.03

Prices subject to change without notice. **ASK FOR QUANTITY DISCOUNT**

HITHCPIN CLIP
- Spring steel wire
- Clear zinc plated

Bulk — **Std. Pkg. = 100 pieces**

P/N	Wire Dia	Overall Length	Inside Dia of Eye	Fits Hole	Fits Shaft	Clip No	Wt Ea	Price
60810	.042	1”	1/4”	3/64”	3/16” to 1/4”	223	.0012	$0.16
60818	.054	3/4”	1/8”	1/16”	3/16” to 1/4”	236	.0021	0.20
60820	.054	7/8”	9/64”	1/16”	1/4” to 3/8”	237	.0024	0.09
60821	.062	1-5/16”	5/16”	5/64”	5/16” to 1/2”	222	.0030	0.12
06830	.072	1-3/32”	9/64”	5/64”	5/16” to 3/8”	225	.0030	0.10
60837	.080	1-9/16”	5/16”	3/32”	3/8” to 1/2”	217	.0063	0.16
60838	.093	1-5/8”	3/8”	7/64”	3/8” to 5/8”	203	.0070	0.11
60840	.093	2”	5/8”	7/64”	1/4” to 1/2”	228	.0095	0.28
60839	.093	2-1/2”	7/16”	7/64”	3/8” to 3/4”	214	.0063	0.16
60842	.093	2-5/16”	5/8”	7/64”	1/4” to 5/8”	207	.0135	0.23
60845	.125	2-1/2”	1/2”	9/64”	5/8” to 7/8”	227	.0200	0.26
60850	.125	2-9/16”	9/16”	9/64”	7/16” to 3/4”	211	.0196	0.39
60860	.125	1-15/16”	7/16”	9/64”	1/2” to 3/4”	216	.0148	0.33
60870	.148	2-15/16”	3/4”	5/32”	5/8” to 1”	210	.0332	0.50
60878	.177	3-1/4”	7/8”	3/16”	5/8” to 1”	206	.0515	0.75
60880	.177	3-3/4”	15/16”	3/16”	7/8” to 1-1/4”	208	.0610	0.81
06884	.243	4”	15/16”	17/64”	3/4” to 1”	219	.1180	1.78
60886	.243	5-1/8”	1-3/8”	17/64”	1-1/4” to 1-1/2”	235	.1700	2.75
60890	.310	3-15/16”	7/8”	21/64”	7/8” to 1”	220	.1750	2.37

HITCHPIN CLIP
- Spring steel wire
- Yellow zinc plated

Bulk — **Std. Pkg. = 100 pieces**

P/N	Wire Dia	Overall Length	WT Ea	Price
68801	.028	.600	.0004	$0.05
68810	.042	1”	.0012	0.08
68818	.054	3/4”	.0021	0.08
68820	.062	1-3/8”	.0024	0.13
68819	.062	1-9/16”	.0030	0.10
68821	.062	1-5/16”	.0030	0.11
68830	.078	1-3/32”	.0030	0.13
68837	.080	1-9/16”	.0063	0.10
68838	.093	1-5/8”	.0070	0.12
68840	.093	2”	.0095	0.17
68839	.093	2-1/2”	.0063	0.16
68844	.125	1-9/16”	.0130	0.19
68850	.125	2-5/8”	.0196	0.24
68860	.125	2-1/16”	.0148	0.27
68870	.156	3”	.0332	0.33
68878	.177	3-1/4”	.0515	0.65
68880	.177	3-3/4”	.0610	0.69
68884	.243	4”	.1180	1.78
68890	.310	3-15/16”	.1750	2.98

EXTERNAL HITCHPIN CLIP
- General purpose snap-on clip
- Spring steel wire
- Clear zinc plated

Bulk — **Std. Pkg. = 100 Pieces**

P/N	Wire Dia	Overall Length	Wt Ea	Clip P/N	Fits Pin Groove	Inside Eye Dia	Price
60881	.028	9/32”	.0003	413X	5/64”	1/16”	$0.08
60883	.032	15/32”	.0008	401X	5/32”	3/32”	0.09
60882	.035	1/2”	.0005	405X	5/32”	1/8”	0.08
60885	.047	7/8”	.0009	404X	1/4”	1/8”	0.09
60887	.102	2-1/16”	.0095	407X	25/32”	7/16”	0.19
60892	.125	2-1/16”	.0160	414X	25/32”	7/16”	0.37
60888	.177	2-3/4”	.0430	410X	11/16”	3/4”	0.70
60893	.187	2-7/8”	.0500	417X	3/4”	7/8”	0.66

ASK FOR QUANTITY DISCOUNT *Prices subject to change without notice.*

 © Baum Hydraulics Corporation

TRACTOR CLEVISE HITCH PINS & SHAFT COLLARS

TRACTOR CLEVISES TWISTED & STRAIGHT - Hot Forged From Hi-Strength. Black Powder Coated Finish.

Clevis Pins Are Yellow Zinc Dichromate Plated.

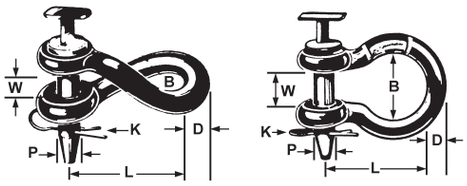

TWISTED STRAIGHT

Part Number	Type	Our Sequence Number	Price Per Piece	Wt.	B Loop Width	D Body Size	K Use Hair Pin Size	L Useable Length	P Pin Diam.	W Width Between Eyes
M8158	Straight	123580	**$....**	1-1/2	2	5/8	10	3-1/4	1/2	7/8
M8134	Straight	123584	**....**	2-1/2	2-1/4	3/4	10	3-3/4	5/8	1-5/16
M8878	Straight	123328	**22.42**	3	2	7/8	10	3-1/4	3/4	1-5/16
M8078	Twist	123264	**....**	3	1-3/4	7/8	10	3	3/4	1-5/16
M8278	Twist	123136	**....**	3-1/2	2-5/8	7/8	10	3-7/8	3/4	1-5/16
M8195	Straight	123392	**....**	5-3/4	3-5/16	1	6	5-5/16	1	2-1/8

TRACTOR DRAWBAR CLEVIS - GRAB HOOK

Hair Pin Size-No. 10, Weight 3.1 pounds.

Hot forged of high strength steel and heat treated. Special heat-treated steel pin. For use with 5/16 to 1/2 inch chain.

Part Number	Width Opening Inches	Length Opening To Center Of Pin Inches	Diam. Pin Inches	Length Overall Inches	Our Sequence Number	Price Per Piece
M834	1-5/8	2	3/4	7	123732	**$....**

DOUBLE H LOCKEASE HITCH PINS -

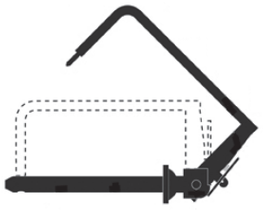

Part Number	Diam. Inches	Useable Lgth Inches	Our Sequence Number	Price Per Piece
80160	3/4	6	179045	**$43.21**
80170	7/8	6	179046	**45.47**
80180	1	6	179047	**50.86**
80190	11-1/8	7	179048	**58.38**
80200	1-1/4	7	179049	**63.91**
80210	1-1/2	8	179050	**73.57**

MILLER GROOVED SNAP LOCK HITCH PINS -

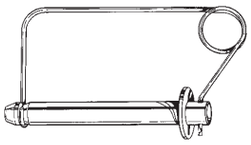

Part Number	Diam. Inches	Useable Lgth Inches	Pkg. Qty.	Our Sequence Number	Price Per Piece
58SL	5/8	4	25	185664	**$6.41**
34SL	3/4	4	25	185728	**6.79**
346SL	3/4	6-1/4	12	185792	**13.49**
100SL	1	5-1/2	12	185860	**22.82**

TIE DOWN STRAPS -

Part Number	Strap Length Inches	Overall Length with S Hooks Inches	Span Range Inches	Pkg. Qty.	Our Sequence Number	Price Per Piece
TSA10	10	14	15-20	10	527902	**$2.95**
TSA15	15	19	20-30	10	527904	**3.50**
TSA21	21	25	30-40	10	527906	**3.71**
TSA31	31	35	40-50	10	527908	**4.84**

ROUND & HEX SHAFT SET COLLARS - PLATED

Made of solid steel and machined all over. With hollow head set screw included.

Part Number	Shaft Size Inches	Outside Diameter Inches	Width Inches	Pkg. Qty.	Price Per Piece
ROUND SHAFT SET COLLARS					
LSC-4	1/4	1/2	9/32	5	**$1.27**
LSC-5	5/16	5/8	11/32	5	**1.28**
LSC-6	3/8	3/4	3/8	5	**1.45**
LSC-7	7/16	7/8	7/16	5	**1.55**
LSC-8	1/2	1	7/16	5	**1.55**
LSC-10	5/8	1-1/8	1/2	5	**1.82**
LSC-12	3/4	1-1/4	9/16	5	**2.30**
LSC-14	7/8	1-1/2	9/16	5	**2.97**
LSC-15	15/16	1-5/8	9/16	5	**1.33**
LSC-16	1	1-1/2	5/8	5	**3.34**
LSC-18	1-1/8	1-3/4	5/8	5	**3.75**
LSC-19	1-3/16	2	11/16	5	**4.36**
LSC-20	1-1/4	2	11/16	5	**5.03**
LSC-21	1-5/16	2-1/8	11/16	5	**5.44**
LSC-22	1-3/8	2-1/8	3/4	5	**5.88**
LSC-23	1-7/16	2-1/4	3/4	5	**6.62**
LSC-24	1-1/2	2-1/4	3/4	5	**6.62**
LSC-26	1-5/8	2-1/2	13/16	3	**8.92**
LSC-27	1-11/16	2-1/2	13/16	3	**....**
LSC-28	1-3/4	2-3/4	7/8	3	**11.21**
LSC-30	1-7/8	2-3/4	7/8	3	**11.24**
LSC-31	1-15/16	3	7/8	3	**13.10**
LSC-32	2	3	7/8	3	**13.08**
LSC-34	2-1/8	3	7/8	3	**3.48**
LSC-36	2-1/4	3-1/4	15/16	3	**....**
LSC-37	2-5/16	3-1/4	15/16	3	**3.32**
LSC-38	2-3/8	3-1/4	15/16	3	**4.37**
LSC-39	2-7/16	3-1/2	1	3	**....**
LSC-40	2-1/2	3-1/2	1	3	**....**
LSC-47	2-15/16	4-1/4	1-1/8	3	**....**
LSC-48	3	4-1/4	1-1/8	3	**....**
HEX SHAFT SET COLLARS					
LSC-10	5/8 Hex	1-1/8	9/16	5	**....**
LSC-12	3/4 Hex	1-3/8	5/8	5	**16.38**
LSC-14	7/8 Hex	1-1/2	5/8	5	**17.35**
LSC-16	1 Hex	1-5/8	5/8	5	**17.89**
LSC-18	1-1/8 Hex	1-3/4	5/8	5	**19.33**
LSC-20	1-1/4 Hex	2	11/16	5	**21.19**

Prices subject to change without notice. **ASK FOR QUANTITY DISCOUNT**

HITCH PINS & SAFETY HOOKS

DOUBLE H HITCH PINS WITH WIRE HANDLES -

Forged Pin High Carbon Steel.
Spring Wire Handle Yellow Zinc Pated Heat Treated to Rc 28-32

Part Number	Diam. Inches	Useable Lgth Inches	Pkg. Qty.	Our Sequence Number	Price Per Piece
29910	1/2	4	6	178902	**$5.56**
29921	5/8	4	6	178904	**5.96**
29926	5/8	5-3/4	6	178906	**6.99**
29932	3/4	4	6	178908	**7.04**
29936	3/4	6-1/4	6	178910	**8.15**
29943	7/8	7	6	178912	**11.02**
29954	1	7	4	178914	**13.20**
29965	1-1/8	7	4	178916	**19.57**
29976	1-1/4	7	4	178918	**24.52**

HOPE HAVEN HITCH PINS WITH SOLID HANDLES -

Forged Steel. 3/8" uses # 3 Hair Pin Cotter. 1/2" uses #11 Hair Pin Cotter. 5/8" & larger uses #9 Hair Pin Cotter.

Part Number	Diam. Inches	Useable Lgth Inches	Pkg. Qty.	Our Sequence Number	Price Per Piece
H12	1/2	3-5/8	12	179008	**$7.29**
H58	5/8	5-1/2	12	179010	**8.50**
H34	3/4	6	12	179015	**10.11**
H78	7/8	6-1/2	12	179020	**12.60**
H100	1	7-1/2	12	179025	**17.33**
H1125	1-1/8	8-1/2	6	179030	**23.42**
H1250	1-1/4	8-1/2	6	179035	**29.48**
H1500	1-1/2	8-1/2	3	179040	**42.18**

MILLER HITCH PINS -

Complete with Hair Pin Cotter. Precision Machined from High. Strength Steel Big Folding Handle. Zinc Plated with Hair Pin Lock

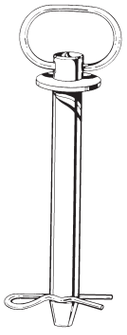

5/8"-7/8" use no. 9 Hair Pin Cotter
1"-1-1/4" use no. 8 Hair Pin Cotter
1-1/2" use no. 19 Hair Pin Cotter

Part Number	Diam. Inches	Useable Lgth Inches	Pkg. Qty.	Our Sequence Number	Price Per Piece
38H	3/8	3	25	185034	**$3.72**
12H	1/2	3-1/2	12	184950	**6.85**
58H	5/8	4-1/2	25	184960	**4.80**
586H	5/8	6	25	185216	**6.04**
34H	3/4	4-1/2	25	185024	**6.83**
346H	3/4	6	25	185280	**7.69**
78H	7/8	4-1/2	12	185044	**8.11**
786H	7/8	6	12	185152	**10.53**
100H	1	4-1/2	12	185054	**16.48**
1006H	1	6	12	185344	**12.69**

ECONOMY SAFETY HOOKS - GRADE 43 Forged Steel

NOT FOR HOISTING -
Pressed steel latch and stainless steel spring, bolt and nut.

Part Number	Inside Diam. Eye, Inches	Throat Opening Inches	Length Overall, Inches	Safe Working Load, Lbs.	Our Sequence Number	Pkg. Qty.	Price Per Piece
GRADE 43 Forged Steel Heat Treated Galvanized							
7/16	3/4	3/4	3-15/16	750	115648	2	**$26.22**
9/16	1-1/8	1-3/16	4-3/4	1,000	115712	2	**15.05**

SLIP HOOK with LATCH - GRADE 43 Zinc - *NOT FOR LIFTING*

Size, Ins. & Part Number	Working Load Limits, Lbs.	Our Sequence Number	Pkg. Qty.	Price Per Piece
BAUM ZINC				
3/8 SLIP/LATCH	5,400	182728	5	**$19.51**

EYE & SWIVEL SAFETY HOOKS - Alloy Steel, Heat Treated,

Fits Safety Latch. SWL Safe Working Load in Tons is Stamped into these hooks. Conforms to OSHA.

No. 1010-A

No. 1013-A

Capacity & Part Number	Width Between Jaws Inches	Size	Length Overall Inches	Our Sequence Number	Pkg. Qty.	Price Per Piece
EYE HOOKS						
1 TON	1	22	4-17/32	117568	1	**$14.42**
2 TON	1-1/8	24	5-9/16	117696	1	**....**
3 TON	1-1/4	25	6-9/32	117770	1	**50.54**
4-1/2 TON	1-17/32	27	7-25/32	117824	1	**38.85**
SWIVEL HOOKS						
1 TON	1	2	5-1/2	118060	1	**$68.19**
2 TON	1-1/8	4	7-1/8	118144	1	**136.82**

GALVANIZED ROPE HOOKS - Made of steel.

For welding or bolting to body. Plain finish. Length overall 3-1/4 inches; width base 5/8 inch; diameter hook 3/8 inch; maximum size rope 5/8 inch; bolt holes 1/4 inch.

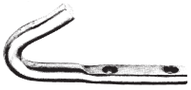

Part Number	Wt. Lbs.	Our Sequence Number	Pkg. Qty.	Price Per Piece
383-G	1/8	- - - - -	10	**$....**

While Supplies Last!

HOOK SAFETY LATCH ASSEMBLIES -

Safety Latch Kits shipped unassembled, individually packaged with instructions.
Alloy Steel Heat Treated.

Capacity & Part Number	Fits Hook Size	Our Sequence Number	Pkg. Qty.	Price Per Piece
1 TON	2 & 22	118464	2	**$7.15**
1-1/2 TON	3 & 23	118480	2	**9.51**
2 TON	4 & 24	118528	2	**13.38**
3 TON	5 & 25	118530	2	**8.69**
4-1/2 TON	7 & 27	118592	2	**16.23**
7 TON	29	118656	2	**32.20**

Fits No. 1010-A & 1013-A Hooks.

ASK FOR QUANTITY DISCOUNT ***Prices subject to change without notice.***

 © Baum Hydraulics Corporation

FORGED ALLOY STEEL LOAD BINDERS - LEVER TYPE

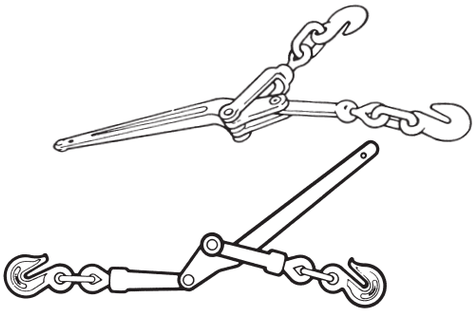

Part Number	Chain Size Inch	Chain Rating Size/Grade	Work Load Limit Lbs.	Finish	Price Per Piece
8592-104-14	1/4	1/4 G7	3,150	Red Paint	**$39.05**
8592-106-14	5/16	5/16 G7 - 3/8 G4	5,400	Red Paint	**$58.70**
8592-108-14	3/8	3/8 G7 - 1/2 G4	9,200	Red Paint	**$56.17**

FORGED ALLOY STEEL LOAD BINDERS - RATCHET TYPE

A ratchet type binder with continuous take-up and infinite adjustment to the last half link of chain. Easy operating, foolproof, positive ratchet provides complete safety in binding and releasing. No handle extension necessary to bind load tight. One piece assemble without bolts and nuts. Ten inch Barrel Length. All load bearing parts drop forged. Alloy steel hooks.

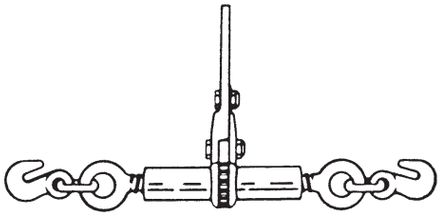

Part Number	Chain Size Inch	Chain Rating Size/Grade	Work Load Limit Lbs.	Finish	Price Per Piece
8592-234-14	1/4	1/4 G7	3,150	Red Paint	**$45.85**
8592-236-14	5/16	5/16 G7 - 3/8 G4	5,400	Red Paint	**$86.87**
8592-238-14	3/8	3/8 G7 - 1/2 G4	9,200	Red Paint	**$96.79**
8592-241-14	1/2	1/2 G7 - 5/8 G4	13,000	Red Paint	**$129.29**

TRANSPORT CHAIN -

CALL FOR QUOTE FOR SHORTER LENGTH CUT.

CUTTING CHARGE: 1st cut FREE,
All Others-Alloy Chain, $5.00.
Other Chain, $2.00 per cut.

Size Chain Inches	Actual Size Inches	Ft. Per Half Tube	Our Sequence Number	Half Tube Price Per 100 Foot	Approx. Wt. Per 100 Ft. Lbs.	Wt. Per Half Tube Ft. Lbs.	Approx. Links Per Foot	Working Load Limit, Lbs.	Min. Proof Test, Lbs.
TRANSPORT STEEL COIL CHAIN GRADE 70 B1022 HEAT TREATED									
1/4	9/32	400	181596	**$1.30**	72	286	11-1/2	3,150	6,300
5/16	11/32	275	181597	**2.43**	101	281	10	4,700	9,400
3/8	13/32	200	181598	**4.02**	151	302	9	6,600	13,200
1/2	17/32	100	181599	**15.13**	271	271	8-1/4	11,300	22,600
ALLOY STEEL COIL CHAIN GRADE 100 HEAT TREATED -Less than Standard Length									
1/4	9/32	400	195502	**2.05**	74	296	14-1/2	4,100	8,200
3/8*	13/32	328	195512	**3.46**	147	735	10-1/4	7,300	14,600
1/2	17/32	200	195516	**9.39**	247	741	7-1/2	13,000	26,000
5/8	21/32	150	195520	**Call**	373	746	6	20,300	40,600

 © Baum Hydraulics Corporation

HOOKS, CHAINS & CHAIN FITTINGS

TRANSPORT CHAIN GRADE 70 LOAD BINDING CHAINS with CLEVIS GRAB HOOK ON EACH END.

GRADE 70 MEETS THE NEW D.O.T. SPECIFICATIONS.

NOT FOR OVERHEAD LIFTING.

Working Size x Length	Load Limit Lbs.	Our Sequence Number	Price Per Piece
5/16 x 16	4,700	182601	**98.53**
5/16 x 20	4,700	182602	**92.20**
3/8 x 16	6,600	182605	**128.13**
3/8 x 20	6,600	182606	**110.74**

TOW CHAINS & LOG CHAINS -

These are made up of Transport or Alloy Steel Chain with Clevis Grab Hook or Clevis Slip Hook, whatever you prefer. NO CUTTING CHARGE, as these are made up of our short lengths of chain. You pay for only the chain and hooks.
Write up order for approximate length you need and we will come as close as possible to that length.
Order the clevis hooks you want separately.
Please state whether you prefer the sub to be shorter or longer if we do not have the exact length.

CALL FOR LENGTHS AVAILABLE AND PRICE.

HIGH-TEST, TRANSPORT, and PROOF COIL CHAIN, *IN "SNAP-TOP" CHAIN PAIL -*

Straight link coil chain packed in individual containers of heavy plastic watertight construction and equipped with heavy carrying handles. Attractively labeled for display purposes with size of chain, weight and approximate footage indicated on each label. Chain is held firmly in container. A slight pull feeds out the required amount.

The Smart Way of Merchandising Coil Chain in Attractive Durable Reusable Containers

Size Chain Inches	Approx. Feet Per Pack	Approx. Gross Wt. Lbs.	Working Load Limit, Lbs.	Our Sequence Number	Per Foot
HIGH-TEST CHAIN SELF-COLORED GRADE 43					
1/4	135	- -	2,600	181130	**$4.20**
5/16	90	- -	3,900	181132	**5.32**
3/8	63	- -	5,400	181134	**7.18**
1/2	25	68	9,200	181136	**13.89**
PROOF COIL CHAIN SELF-COLORED GRADE 30					
3/16	250	- -	- - -	- - -	**....**
1/4	141	- -	- - -	180692	**3.14**
5/16	92	- -	- - -	- - -	**....**
3/8	63	- -	- - -	- - -	**....**

Size Chain Inches	Approx. Feet Per Pack	Approx Gross Wt. Lbs.	Working Load Limit, Lbs.	Our Sequence Number	Per Foot
TRANSPORT CHAIN DOT GRADE 70					
1/4	135	52	2,600	181620	**$6.01**
5/16	90	51	3,900	181622	**7.58**
3/8	63	65	5,400	181624	**9.94**
1/2	25	68	9,200	181626	**18.30**
PROOF COIL CHAIN GALVANIZED GRADE 30					
3/16	250	- -	- - -	180935	**2.94**
1/4	141	- -	- - -	- - -	**....**
5/16	92	- -	- - -	180939	**5.26**
3/8	63	- -	- - -	180941	**5.96**

ASK FOR QUANTITY DISCOUNT ***Prices subject to change without notice.***

 © Baum Hydraulics Corporation

HOOKS & ACCESSORIES

CLEVIS SLIP HOOKS - Stronger than Ordinary Hooks, Drop Forged & Heat Treated.

Easily attached to any welded chain with pin and cotter. Attached to any welded link chain without any connecting fitting. Easily removed. Forged from high grade steel & heat treated.

Size, Ins. & Part Number	Width Between Jaws, Inches	Length Overall Inches	Max. Load, Lbs.	Our Sequence Number	Pkg. Qty.	Price Per Piece
GRADE 43 Carbon Steel Heat Treated CLEVIS SLIP HOOKS						
BAUM ZINC						
1/4 CLEVIS SLIP	1/2	4	2,600	- - - - -	5	**$....**
5/16 CLEVIS SLIP	5/8	4-5/8	3,900	182722	5	**10.46**
3/8 CLEVIS SLIP	11/16	5-3/32	5,400	- - - - -	5	**....**
1/2 CLEVIS SLIP	13/16	6-9/16	9,200	182726	2	**35.81**
1/2 CLEVIS SLIP W/L				182711	1	**28.48**
GRADE 63 Alloy Steel Heat Treated CLEVIS SLIP HOOKS						
MIDLAND BLACK						
1/4 CLEVIS SLIP	15/16	4	3,250	- - - - -	5	**....**
5/16 CLEVIS SLIP	1-1/16	4-3/8	5,000	- - - - -	5	**.....**
3/8 CLEVIS SLIP	1-5/16	5-3/16	6,600	- - - - -	5	**....**
1/2 CLEVIS SLIP	1-11/16	6-9/16	11,250	- - - - -	2	**....**
5/8 CLEVIS SLIP	2	7-15/16	16,500	- - - - -	2	**....**

CLEVIS GRAB HOOKS - Stronger than Ordinary Hooks, Drop Forged & Heat Treated. Easily attached to any welded chain

with pin and cotter. No hammering, welding or connecting link necessary. Forged housing protects pin and covers short cotter. May be easily removed without cutting link. Forged from high grade steel and heat treated.

Size, Ins. & Part Number	Width Between Jaws, Inches	Length Overall Inches	Max. Load, Lbs.	Our Sequence Number	Pkg. Qty.	Price Per Piece
GRADE 43 Carbon Steel Heat Treated CLEVIS GRAB HOOKS						
MIDLAND BLACK:						
1/4 CLEVIS GRAB	1/2	3-3/8	2,600	- - - - -	5	**$....**
5/16 CLEVIS GRAB	9/16	3-7/8	4,000	- - - - -	5	**....**
3/8 CLEVIS GRAB	11/16	4-5/8	5,400	121856	5	**....**
1/2 CLEVIS GRAB	13/16	5-21/32	9,200	121984	2	**....**
5/8 CLEVIS GRAB	13/16	6-13/16	11,500	- - - - -	2	**....**
BAUM BLACK:						
1/4 CLEVIS GRAB	1/2	3-3/8	2,600	182706	5	**6.00**
5/16 CLEVIS GRAB	9/16	3-7/8	3,900	182708	5	**8.59**
3/8 CLEVIS GRAB	11/16	4-5/8	5,400	182710	5	**10.50**
1/2 CLEVIS GRAB	13/16	5-21/32	9,200	182712	2	**15.83**
BAUM ZINC:						
1/4 CLEVIS GRAB	1/2	3-3/8	2,600	182714	5	**6.34**
5/16 CLEVIS GRAB	9/16	3-7/8	3,900	182716	5	**9.37**
3/8 CLEVIS GRAB	11/16	4-5/8	5,400	182717	5	**11.73**
1/2 CLEVIS GRAB	13/16	5-21/32	9,200	182718	2	**30.09**
GRADE 70 Transport Steel Heat Treated CLEVIS GRAB HOOKS						
MIDLAND BLACK:						
5/16 CLEVIS GRAB	9/16	3-7/8	4,700	- - - - -	5	**....**
3/8 CLEVIS GRAB	11/16	4-5/8	7,100	- - - - -	5	**....**
GRADE 80 Alloy Steel Heat Treated CLEVIS GRAB HOOKS						
MIDLAND BLACK:						
1/4 CLEVIS GRAB	3/8	3-3/16	3,250	127104	5	**....**
5/16 CLEVIS GRAB	7/16	3-13/16	5,000	- - - - -	5	**....**
3/8 CLEVIS GRAB	1/2	4-3/8	6,600	127232	5	....
7/16 CLEVIS GRAB	9/16	4-15/16	8,750	- - - - -	5	**....**
1/2 CLEVIS GRAB	11/16	5-11/16	11,250	- - - - -	2	**....**
5/8 CLEVIS GRAB	13/16	7-1/16	16,500	- - - - -	2	**....**

CHAIN LINKS, SWIVELS, & RINGS

CHAIN CONNECTING LINKS - DOUBLE CLEVIS -

Plated, Grade 43, Double Clevis Conn Link Heat Treated.

For quick, on the job repairs of Proof Coil, BBB and Hi-Test chain. Used for connecting log chains or attaching chain hooks, rings, swivels and fittings. Hot forged, heat treated and tempered. Heat treated pins.

Part Number	For Chain Inches	Max. Working Load Lbs.	Our Sequence Number	Pkg. Qty.	Price Per Piece
ZINC					
5/16 DBL CLEVIS	5/16	4,700	126080	5	**$7.77**
3/8 DBL CLEVIS	3/8	6,600	126144	5	**7.91**
1/2 DBL CLEVIS	1/2	11,300	126208	2	**17.14**
5/8 DBL CLEVIS	5/8	18,000	- - - - -	2	**....**
BAUM ZINC					
1/4 & 5/16 DBL CLEVIS	1/4 & 5/16	4,700	182700	5	**25.05**
3/8 DBL CLEVIS	3/8	6,600	182702	5	**29.41**
7/16 & 1/2 DBL CLEVIS	7/16 & 1/2	11,300	182704	2	**68.55**

QUICK - ALLOY COUPLING LINKS

For Hooking Alloy Hooks to Chain.

Safe Working Load Limit In Pounds:
3/8 - 7,100 Lbs.
1/2 - 12,000 Lbs.
5/8 - 18,100 Lbs.

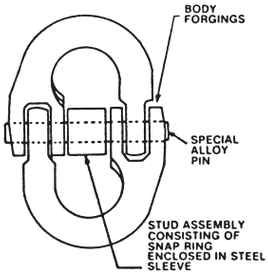

Fits Chain Size Inches	Inside Length Inches	Inside Width Inches	Our Sequence Number	Pkg. Qty.	Price Per Piece
1/2	3-3/8	1-1/32	117440	1	**....**

QUICK LINKS - Grade 30 Plated. For Permanent or Temporary Connections.

Tensile strength of Proof Coil Chain

Part Number	Chain Size	Working Load Limits, Lbs.	Our Sequence Number	Pkg. Qty.	Price Per Piece
Q-3/16	**3/16**	750	182742	10	**$2.81**
Q-1/4	**1/4**	1250	182744	10	**3.42**
Q-5/16	**5/16**	1875	182746	10	**4.83**
Q-3/8	**3/8**	2625	182748	10	**5.89**
Q-1/2	**1/2**	4500	182750	5	**10.50**

COLD SHUTS - BAUM ZINC -

Plated, Grade 30, Mild Steel. Standard pattern. Drop forged of the finest mild steel With plain ends. For a better temporary repair job we recommend repair links one size larger than chain whenever possible.

For Chain Inches	Weight Lbs.	Pkg. Qty.	Our Sequence Number	Price Per Piece
3/16 SHUTS	1/50	10	182730	**$2.32**
1/4 SHUTS	1/20	10	182732	**4.34**
5/16 SHUTS	1/10	10	182734	**....**
3/8 SHUTS	1/8	10	182736	**4.28**
7/16 SHUTS	1/3	10	182738	**3.28**
1/2 SHUTS	1/3	10	182740	**....**

CLEVIS JAW END FORGED SWIVELS - Grade 43 Plated.

Forged Steel, Heat Treated.

For Chain Size, Inches	Inside Length Closed Eye Inches	Inside Diam. Clevis Eye Inches	Our Sequence Number	Pkg. Qty.	Price Per Piece
1/4	11/16	15/32	- - - - -	1	**$....**
5/16	13/16	1/2	114880	1	**38.66**
3/8	15/16	5/8	114944	1	**55.60**
1/2	1-5/16	3/4	- - - - -	1	**....**

LAP LINKS - BRIGHT -

Grade 30, Mild Steel.

Diam. Inches	Length, Inches	Width, Inches	Wt. Lbs.	Pkg. Qty.	Our Sequence Number	Price Per Piece
1/4	1-1/4	1/2	1/15	10	181632	**$116.07**
5/16	1-1/2	3/4	1/7	10	181696	**205.03**
3/8	1-5/8	7/8	1/4	10	181750	**766.48**
1/2	2-1/2	1	1/2	10	181824	**498.29**

SOLID TYPE FORGED SWIVELS - Grade 43 Forged Steel.

For Chain Size, Inches	Inside Length Closed Eye Inches	Inside Diam. Clevis Eye Inches	Our Sequence Number	Pkg. Qty.	Price Per Piece
1/4	11/16	3/4	115020	1	**$19.52**
5/16	13/16	1	115022	1	**18.69**
3/8	15/16	1-1/4	115024	1	**41.19**
1/2	1-5/16	1-1/2	115026	1	- - - -

PAD EYES - Forged Steel Heat Treated.

For Welding onto Farm Machinery, Trucks and Construction Equipment.

Pad Eye Number	Inside Diam. Eye Inches	Outside Diam. Eye Inches	Overall Height Inches	Wt. Lbs. Per 100 Pieces	Our Sequence Number	Pkg. Qty.	Price Per Piece
2	3/4	1-1/2	1-5/8	16-3/4	117988	5	**6.55**
4	1	2-1/8	2-3/8	50	117997	5	**14.82**
5	1-1/4	2-5/8	2-3/4	85	118006	5	**....**

ASK FOR QUANTITY DISCOUNT ***Prices subject to change without notice.***

 © Baum Hydraulics Corporation

PINTLE HOOKS, KING PINS & DRAWBARS

MADE IN USA

PINTLE HOOKS -

DO NOT WELD OR MODIFY ANY PINTLE HOOK

Part Number	Description	Recommended Eye Size	A	B	C	D	E	Max. Vertical Load Lbs.	Capacity Tons	Wt. Lbs.	Price Per Piece
SPRING CUSHION SWIVEL											
2043100	15 Ton	2-3/8 to 3	7-7/8	9-11/16	1-7/8	17/32	1-1/2	4,000	15	33-1/2	**CALL**
HEAVY DUTY SWIVEL - Mounting Bracket (Holes 6-1/2 center to center)											
2050107	B30	3	8-3/4	4-15/16	1-3/4	25/32	1-3/4	9,800	30	38	**CALL**
LIGHT & HEAVY DUTY RIGID											
1Q09331	R5 Ton	2-3/8 to 3	3-3/8	1-3/4	1-3/4	17/32	- -	2,000	5	8	**CALL**
2056113	R15 Ton	2-3/8 to 3	3-3/8	1-3/4	1-7/8	17/32	- -	6,000	15	11	**CALL**
2057114	R20 Ton	2-3/8 to 3	3-3/8	1-3/4	1-7/8	19/32	- -	8,000	20	12-1/4	**CALL**
STANDARD DUAL PURPOSE HITCH											
2077119	DPH2000	2 to 2-1/2	3-3/8	1-3/4	1-7/8	17/32	4-3/16	10,000	8	13	**181.79**
2078120	DPH2516	2-1/2	3-3/8	1-3/4	1-7/8	17/32	4	10,000	8	14	**....**
2100185	50PH/DPH	**2" Replacement Ball for 2077119**									**....**
2101186	50PH/DPH	**2-5/16" Replacement Ball for 2078120**									**....**
TOW RINGS											
2061127	D-50-A	Round	2-1/2	1-1/2	3-1/8	3-1/4	1-1/2	3,000	10	10	**CALL**
2062128	D-51-B	Round	3	1-5/8	3-1/4	4	2	6,500	25	16-1/2	**CALL**
1Q09330	R-49-A	4 Bolt	2-1/2	6	4-1/2	21/32 hole	1-3/8	6.000	21	15	**CALL**
2066134	R-50-A	4 Bolt	2-1/2	1-3/8	4-1/2	21/32 hole	1-3/8	7,000	24	15	**CALL**
2067135	R-51-A	4 Bolt	3	1-5/8	4-1/2	25/32 hole	1-5/8	19,000	33	21	**170.03**





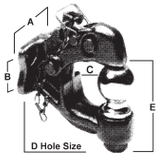

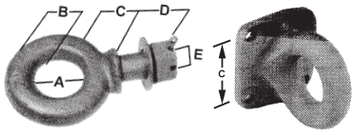

KING PINS

Part Number	Description	Recom-mended Eye Size	A	B	C	D	E	Max. Vertical Load Lbs.	Capacity Tons	Wt. Lbs.	Price Per Piece
2084194	KP-38-A	- -	.38	.38	1.294	3.317	2.755	- -	- -	16	**$132.41**
2084195	KP-50-A	- -	.38	.50	1.294	3.317	2.755	- -	- -	16	**124.92**

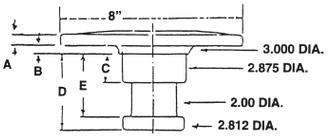

DRAWBARS

Part Number	Description	Eye I.D. Inches	Shank Type	A	B	C	D	E	F	Vertical Load Lbs.	Capacity Tons	Wt. Lbs.	Price Per Piece
2065137	0-43-D	2-1/2	Rectangle	2-1/2	17-1/2	3	1-1/4	1-1/4	2	4,000	10	20	**$275.07**
1111238	0-52-D	3	Rectangle	3	17-1/4	3	1-5/8	1-5/8	2	4,500	11	27	**....**

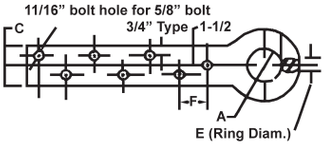

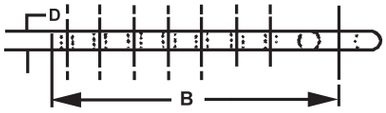

Prices subject to change without notice. **ASK FOR QUANTITY DISCOUNT**

SIDEWINDER & TOPWINDER JACKS

HAMERBLOW SIDE & TOP WIND JACKS - Painted Grey

TWL-155-W
1,000 LB.
$....

TWL-175-D
5,000 LB.
$69.04

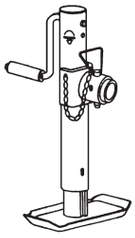

SWS-158-DTS-FWPC
2,000 LB.
$85.66

SWL-158-DTS-FWPC
2,000 LB.
$....

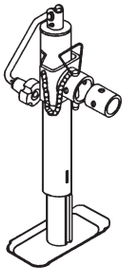

TWS-158-DTS-FWPC
2,000 LB.
$....

TWL-158-DTS-FWPC
2,000 LB.
$164.53

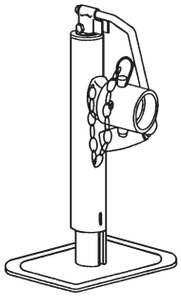

TWL-178-DTS-FMPC
5,000 LB.
$....

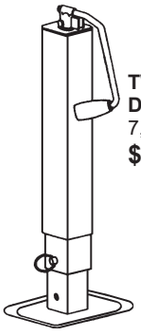

TWL-190-DL-SQ
7,000 LB.
$174.09

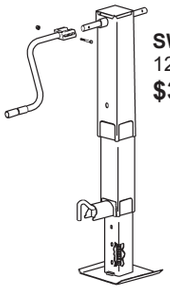

SWQ180DL-B
12,000 LB.
$349.81

PRECISE SIDE & TOP WIND JACKS - Painted Black

RD200-TWS-RRSM
2,000 LB.
$103.26

RD200-TWL-RRSM
2,000 LB.
$63.94

RD200-SWS-TMR
2,000 LB.
$60.21

RD200-SWL-TMR
2,000 LB.
$69.41

RD200-SWS-TMR
2,000 LB.
$42.04

RD200-TWL-TMR
2,000 LB.
$64.16

HD500-SWL-TMR
5,000 LB.
$104.25

HD500-TWL-TMR
5,000 LB.
$64.19

HD700-TWL-TMR
7,000 LB.
$73.50

HD800-SWL-DW
8,000 LB.
$158.49

HD700-SWL-TMR
7,000 LB.
$110.20

HD700-TWS-TMR
7,000 LB.
$139.55

ASK FOR QUANTITY DISCOUNT ***Prices subject to change without notice.***

BAUM HYDRAULICS CORPORATION
1-800-228-9222 / e-mail: sales@baumhydraulics.com
Fax: 1-800-832-2522 / www.baumhydraulics.com / © Baum Hydraulics Corporation

REPAIR PARTS FOR JACKS COUPLINGS AND STEEL BALLS

REPAIR PARTS FOR HAMMERBLOW BULL DOG JACKS

Part Number	Price Per Piece	
015271	**$....**	Female tubular swivel bracket for 158 & 178 series weld-on jacks.
015273	**9.94**	Male tubular swivel bracket for 158 & 178 series jacks with 9/16" pin hole
015904	**3.49**	Snap ring for 150 & 160 series jacks; also Atwood jacks.
018917	**7.96**	Crank handle assembly for NEW Topwind jacks series 150 & 170.
500105	**....**	Crank assembly for sidewind SW170 series.
015181	**28.01**	Crank assembly for sidewind SWQ180DL-B jack.
500171	**18.09**	Crank assembly for sidewind SW190 series.
500223	**13.47**	Bearing and washer for final assembly for 170 series.
018403	**7.27**	9/16" pin and chain

2" I.D.

Female 015271

2"O.D.

Male 015273

COUPLING FOR GOOSENECK TRAILERS FOR HORSE & STOCK AND UTILITY TRAILERS

Gooseneck couplers are quick and easy to engage and strong and secure on the road.

- Easy-grip locking handle is accessible from any position, even with a glove on.
- Self-centering locking plate lets you miss the ball by more than an inch.
- Tight ball fit reduces jarring when changing speeds or on rough roads.
- Heavy-duty construction provides unmatched strength.
- User-friendly design is simple to use.
- Quick to hook up and disconnect.
- Easy vertical adjustment.



SI2516P34 SI2516CU/H SI2516AC

Part Number	Price Per Piece	GTW Lbs.	Wt. Lbs.	Use Ball No.
4-1/2" O.D. x 1/4" Wall Tube Assembly Use 2-5/16" Ball				
SI2516P34	**$336.73**	26,000	40	212516 Sq
Coupling Unit with Handle No Pipe Use 2-5/16" Ball				
SI2516CU/H	**204.44**	26,000	9	212516 Sq
Adjustable Seamless Coupling with Handle Use 2-5/16" Ball				
SI2516AC	**420.91**	26,000	50	212516 Sq

REPAIR PARTS FOR JACKS -

Part Number	Price Per Piece	Description
P200-100	**$3.64**	9/16 Male weld-on trailer mount for 200 series
P500-100	**6.05**	5/8 Male weld-on trailer mount for 500 series
P700-100	**6.30**	Female weld-on trailer mount for 700 series
PRD200-061	**3.91**	Pin for RD200 round jacks
P500-060	**13.22**	5/8 Pin for HD500-SWS & SWL jacks
P800-060	**7.70**	Pin for HD700 jacks

SOLID STEEL BALLS



Part Number	Ball Diameter Inches		Shank Diam.	Thread Size	Finish Type	A Max. Trailer Weight	B Rise Inches	Shank Length Inches	Weight Pounds	Price Per Piece
2324216	1-7/8	x	3/4	10	Chrome	2,000	- -	1-3/4	1-1/2	**$17.51**
2357126	2	x	3/4	10	Chrome	3,500	- -	1-3/4	1-3/4	**13.24**
2395100	2	x	1	14	Plain	5,000	1	2	6	**61.76**
2395210	2-5/16	x	1-1/4	12	Plain	10,000	- -	3-1/2	5	**58.80**
2395230	2-5/16	x	1-1/4	12	Plain	7,000	1	2-1/2	6	**61.17**
2395220	2-5/16	x	1-1/4	12	Plain	5,000	2	2-1/2	5	**71.75**
High Strength Balls										
2325217	2	x	1	14	Chrome	6,000	- -	2	2	**34.48**
2358127	2	x	1	14	Plain	10,000	- -	2-1/4	2-1/2	**50.15**
2325200	2-5/16	x	1	14	Plain	10,000	- -	2-1/4	3	**50.15**
2325201	2-5/16	x	1-1/4	12	Plain	20,000	- -	3	5	**73.67**
2325222	2-51/6	x	1-1/4	12	Plain	30,000	- -	2-5/8	5	**58.00**
2083163	3	x	2	12	Plain	40,000	- -	3-1/4	11-1/2	**100.77**
High Rise Round & Hex Collar Balls										
251640SQ	2-5/16	x	1-3/8	12	Plain	40,000	- -	2-1/2	5-1/2	**93.70**
212516SQ	2-5/16	x	1-1/4	12	Plain	30,000	1	3-1/4	6-1/2	**86.47**
212380SQ	2-5/16	x	1-3/8	12	Plain	30,000	1	3-3/4	7	**78.68**
2325220	2-5/16	x	1-1/2	12	Plain	30,000	2	3	8-1/4	**67.57**

Prices subject to change without notice. **ASK FOR QUANTITY DISCOUNT**

TRAILER JACKS

2,000 lb. Jack

Flange (Weld) Mount, Topwind | Flange (Weld) Mount, Sidewind | Tubular Mount, Topwind | Tubular Mount, Sidewind | A-Frame Topwind

Squence Number	SKU Number	Description	Lift Height	Static Capacity (lbs.)	Lift Capacity (lbs.)	Weight (lbs.)	Price
186379	S10015000	A-Frame, topwind	15”	3,000	2,000	12.9	56.33
186380	S10030100	Flange (weld) mount, topwind	10”	3,000	2,000	14.5	64.63
186381	S10030200	Tubular mount, topwind	10”	3,000	2,000	14.1	67.41
186382	S10030300	Flange (weld) mount, topwind	15”	3,000	2,000	18.8	80.60
186383	S10030400	Tubular mount, topwind	15”	3,000	2,000	19.1	75.61
186384	S10040100	Flange (weld) mount, topwind	10”	3,000	2,000	17.0	72.95
186385	S10040200	Tubular mount, sidewind	10”	3,000	2,000	14.0	83.66

5,000 lb. Jack

Flange (Weld) Mount, Topwind | Flange (Weld) Mount, Sidewind | Tubular mount, Topwind | Tubular mount, Sidewind | A-Frame Topwind | Square Direct weld Sidewind

Squence Number	SKU Number	Description	Lift Height	Static Capacity (lbs.)	Lift Capacity (lbs.)	Weight (lbs.)	Price
186386	S100101N0	Flange (weld) mount, topwind	10”	7,000	5,000	16.4	67.45
186387	S100102N0	Tubular mount, topwind	10”	7,000	5,000	15.3	81.29
186388	S100103N0	Flange (weld) mount, topwind	15”	7,000	5,000	20.9	83.63
186389	S100104N0	Tubular mount, topwind	15”	7,000	5,000	19.8	82.39
186390	S10015100	A-Frame, topwind	15”	7,000	5,000	13.7	67.45
186391	S100201N0	Flange (weld) mount, sidewind	10”	7,000	5,000	12.6	78.60
186392	S100202N0	Tubular mount, sidewind	10”	7,000	5,000	16.9	94.76
186393	S100203N0	Flange (weld) mount, sidewind	15”	7,000	5,000	20.4	106.98
186394	S100204N0	Tubular mount, sidewind	15”	7,000	5,000	19.8	99.56
186395	S10022500	Square direct weld, sidewind	15”	8,000	5,000	26.0	158.14

ASK FOR QUANTITY DISCOUNT *Prices subject to change without notice.*

 © Baum Hydraulics Corporation

TRAILER JACKS

Wheeled Flange (Weld) Mount, Sidewind

Square Direct Weld Sidewind

1,000 lb. Jack
10,000 lb. Jack

Squence Number	SKU Number	Description	Lift Height	Static Capacity (lbs.)	Lift Capacity (lbs.)	Weight (lbs.)	Price
186378	S10041500	Wheeled bolt mount, sidewind	10”	1,000	1,000	15.0	89.10
186396	S10022600	Square direct weld, sidewind	12.5”	12,000	10.000	57.0	320.75

TRAILER JACK REPLACEMENT PARTS

Squence Number	SKU Number	Description	Fits Trailer Jacks	Weight (lbs.)	Price
186397	S10110100	Sidewind handle assembly	2,000 lb. sidewind jacks	1.35	43.46
186399	S10110300	Topwind handle assembly	All 2,000 & 5,000 lb. topwind jacks	1.00	13.67
186400	S10110400	Topwind knoB	All topwind jacks	0.14	4.87
186402	S10110600	Removable foot, base repair kit	All jacks	2.70	18.82
186403	S10110700	Wheel with nut and bolt	Replacement wheel forS10112200	1.11	16.64
186405	S10110900	Flange mount L-bracket	All flange mount jacks to 5,000 lbs.	1.32	22.91
186407	S10111100	Large bearing	All 5,000 lb. jacks	0.20	10.85
186408	S10111200	Circlip retaining ring	All flange mount jacks to 5,000 lbs.	0.05	2.99
186410	S10111400	Weld-on tube mount 5/8”	Tube mount jacks with 5/8” tube mount	0.84	9.42
186413	S10112000	Sidewind gear kit	5,000 lb. sidewind jacks	0.25	32.96
186414	S10112200	Complete caster assembly	Retrofittable to all jacks to 5,000 lb.	3.75	38.29

S10111200

S10110200

S10110600

S10112200

S10110300

WHEEL HUB ASSEMBLIES

4 Bolt, 5” Bolt Circle, 3.62 Pilot 1250 to 1500 pound capacity

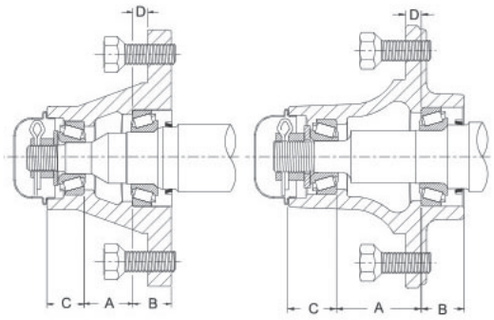

G669 **G633**

Dimensional Information

Stock #	Sequence #	Wt. Lbs.	Dimensions A	B	C	D	Cap Lbs.	Price Per/ ea
G669	622006	6.50	1.16	0.94	0.88	0.38	1250 *	$148.36
G633	622005	7.00	2.00	1.00	1.12	0.38	1500 *	153.85

Wheel Hub Assemblies include:
Bearing Cups, Bearing Cones, Wheel Bolts, Hub Cap and Grease Seal.

Sprindle Assemblies are sold separately.

***Hub capacity is based on .38 negative wheel offset (inset)**
**** Dimensions are given on the drawing.**

Components

Stock #	Inner Cup	Outer Cup	Inner Cone	Inner Bore	Outer Cone	Outer Bore	Wheel Bolt	Hub Cap	Grease Seal	Spindle No.^^
G669	LM67010	LM11910	LM67048	1.25	LM11949	0.75	54000820	56102211	14979	521-0163
G633	LM67010	LM11910	LM67048	1.25	LM11949	0.75	4000820	56102211	14979	525-0163

^^ Spindle is NOT included with Wheel Hub Assembly.

 © Baum Hydraulics Corporation

WHEEL HUB ASSEMBLIES

5 Bolt, 4.5” Bolt Circle, 2.62 Pilot 1700 pound capacity

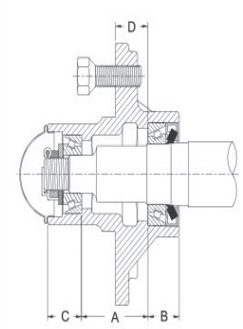

505-3181

Dimensional Information

Stock #	Sequence #	Wt. Lbs.	Dimensions A	B	C	D	Cap Lbs.	Price Per/ ea
505-3181 ^	622007	5.5	1.88	0.9	0.97	0.92	1750 *	$134.09

Wheel Hub Assemblies include:
Bearing Cups, Bearing Cones, Wheel Bolts, Hub Cap and Grease Seal.
Wheel Hub Assembly 505-3181 fits two sizes of Spindles.

Sprindle Assemblies are sold separately.

Bearing Cups, Bearing Cone and Grease Seal interchange information.

^ Wheel Hub Assembly fits both Pymouth and Ford car rims in offroad applicaions.
*** Hub capacity is based on 1.00 positive offset (outset).**

Components

Stock #	Inner Cup	Outer Cup	Inner Cone	Inner Bore	Outer Cone	Outer Bore	Wheel Bolt	Hub Cap	Grease Seal	Spindle No.^^
505-3181	L68111	LM12711	L68149	1.38	LM12749	0.87	54000820	56102211	14283	522-0150
505-3181	L68111	LM12711	L68149	1.38	LM12749	0.87	54000820	56102211	14293	522-0175

^^ Spindle is NOT included with Wheel Hub Assembly.

WHEEL HUB ASSEMBLIES

5 Bolt, 5.5” Bolt Circle, 4.00 Pilot 1650 to 2760 pound capacity

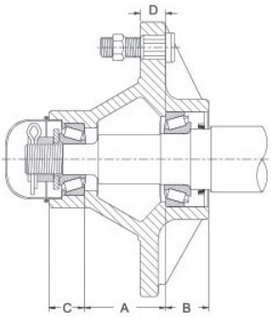

G736

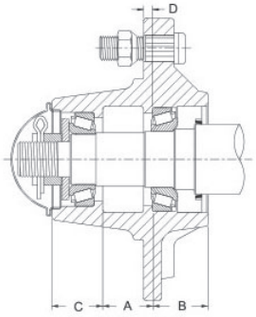

G719

Dimensional Information

Stock #	Sequence #	Wt. Lbs.	Dimensions A	B	C	D	Cap Lbs.	Price Per/ ea
G736	622009	10.00	2.00	1.00	.94	.62	1650 *	$198.70
G719	622008	13.00	1.56	1.25	1.06	.22	2760 *	159.98

Wheel Hub Assemblies include:
Bearing Cups, Bearing Cones, Wheel Bolts, Wheel Nuts Hub Cap and Grease Seal.
Sprindle Assemblies are sold separately.

Bearing Cups, Bearing Cone and Grease Seal interchange information.

^ Wheel Hub Assembly fits both Pymouth and Ford car rims in offroad applicaions.
*** Hub capacity is based on .25 negative offset (inset).**

Components

Stock #	Inner Cup	Outer Cup	Inner Cone	Inner Bore	Outer Cone	Outer Bore	Wheel Bolt	Wheel Nut	Hub Cap	Grease Seal	Spindle No.^^
G736	LM67010	LM11910	LM67048	1.25	LM11949	.75	541-0820	550-0820	561-2209	14979	525-0163
G719	LM48510	LM67010	LM48548	1.38	LM67048	1.25	54100820	550-0820	560-2008	15190	523-0175

^^ Spindle is NOT included with Wheel Hub Assembly.

 © Baum Hydraulics Corporation

WHEEL HUB ASSEMBLIES

6 Bolt, 5.5” Bolt Circle, 3.37 Pilot 2600 pound capacity

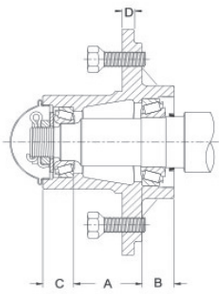

506-3192

Dimensional Information

Stock #	Sequence #	Wt. Lbs.	Dimensions A	B	C	D	Cap Lbs.	Price Per/ ea
506-3192^	622010	9.00	2.16	1.00	0.97	.62	2600*	$185.03

Wheel Hub Assemblies include:
Bearing Cups, Bearing Cones, Wheel Bolts, Hub Cap and Grease Seal.
Sprindle Assemblies are sold separately.

Bearing Cups, Bearing Cone and Grease Seal interchange information.

^ Wheel Hub Assembly 506-3192 fits two sizes of Spindles.
*** Hub capacity is based on .50 offset (outset).**

Components

Stock #	Inner Cup	Outer Cup	Inner Cone	Inner Bore	Outer Cone	Outer Bore	Wheel Bolt	Hub Cap	Grease Seal	Spindle No.^^
506-3192	LM501310	LM67010	LM501349	1.63	LM67048	1.25	540-0820	560-2008	542721	526-0175
506-3192	LM501310	LM67010	LM501349	1.63	LM67048	1.25	540-0820	560-2008	542721	526-0200

^^ Spindle is NOT included with Wheel Hub Assembly.

WHEEL HUB ASSEMBLIES

6 Bolt, 6” Bolt Circle, 4.62 Pilot 1650 to 4910 pound capacity

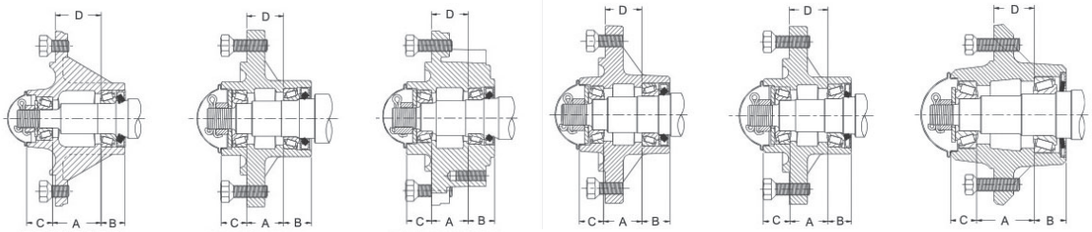

G826 G888 G889 G777 G709 G803

Dimensional Information

Stock #	Sequence #	Wt. Lbs.	Dimensions A	B	C	D	Cap Lbs.	Price Per/ ea
G826	622014	9	2	1	1.12	1.88	1650*	$145.88
G888	622015	11	1.52	1.12	1.06	1.52	3560*	157.03
G889	622016	16	1.52	1.12	1.06	1.52	3560*	200.11
G777	622012	11	1.56	1	1.06	1.5	3560*	159.59
G709	622011	11	1.56	1	1.06	1.59	2760*	155.54
G803	622013	21	2.5	1.38	1.13	1.75	4910*	252.79

Wheel Hub Assemblies include:
Bearing Cups, Bearing Cones, Wheel Bolts, Hub Cap and Grease Seal.
Sprindle Assemblies are sold separately.

Bearing Cups, Bearing Cone and Grease Seal interchange information.

***Wheel Hub Assembly 50610888 and 50612889 fit two sizes of Spindles.**

+ Brake Hubs
*** Hub capacity is based on 1.12 positive wheel offset (outset).**

Components

Stock #	Inner Cup	Outer Cup	Inner Cone	Inner Bore	Outer Cone	Outer Bore	Wheel Bolt	Hub Cap	Grease Seal	Spindle No.^^
G826	LM67010	LM11910	LM67048	1.25	LM11949	0.75	54000820	56102211	14979	525-0163
G888	JL69310	LM67010	JL69349	1.5	LM67048	1.25	540-0820	560-2008	16289	524-0175
G888	JL69310	LM67010	JL69349	1.5	LM67048	1.25	540-0820	560-2008	16289	524-0200
G889	JL69310	LM67010	JL69349	1.5	LM67048	1.25	540-0820	560-2008	16289	524-0175
G889	JL69310	LM67010	JL69349	1.5	LM67048	1.25	540-0820	560-2008	16289	524-0200
G777	LM29710	LM67010	LM29749	1.5	LM67048	1.25	540-0820	560-2008	16289	530-0715
G709	LM48510	LM67010	LM48548	1.38	LM67048	1.25	540-0820	560-2008	15190	523-0175
G803	25520	25821	25590	1.8	25877	1.38	54000918	562-2207	20148	527-0212

^^ Spindle is NOT included with Wheel Hub Assembly.

 © Baum Hydraulics Corporation

WHEEL HUB ASSEMBLIES

8 Bolt, 8" Bolt Circle, 6.00 Pilot 4910 to 9000 pound capacity

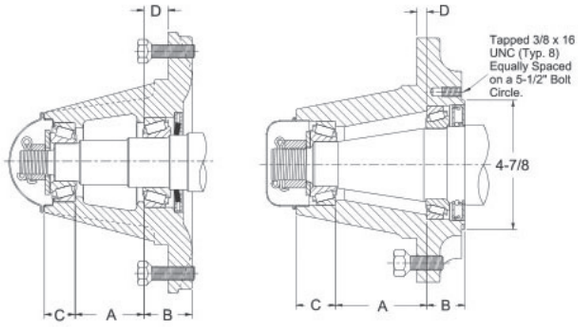

G778 **5080090**

Dimensional Information

Stock #	Sequence #	Wt. Lbs.	Dimensions A	B	C	D	Cap Lbs.	Price Per/ ea
G778	622017	45	2.50	1.75	1.12	.88	4910*	$392.15
50800900+	636479	45	3.44	1.31	1.63	.38	9000**	502.29

Wheel Hub Assemblies include:
Bearing Cups, Bearing Cones, Wheel Bolts, Wheel Nuts, Hub Cap and Grease Seal.
Sprindle Assemblies are sold separately.

Bearing Cups, Bearing Cone and Grease Seal interchange information.

***Wheel Hub Assembly 50610888 and 50612889 fit two sizes of Spindles.**

+ Brake Hubs
*** Hub capacity is based on 0.0 offset.**
**** Hub capacity is based on .56 positive wheel offset (outset).**

Components

Stock #	Inner Cup	Outer Cup	Inner Cone	Inner Bore	Outer Cone	Outer Bore	Wheel Bolt	Hub Cap	Grease Seal	Spindle No.^^
G778	25520	25821	25590	1.80	25877	1.38	54000918	562-2207	20148	527-0712
50800900	LM613410	25521	LM613449	2.75	25580	1.75	54000918	561-2618	28848	528-0300

^^ Spindle is NOT included with Wheel Hub Assembly.

WHEEL HUB ASSEMBLIES

10 Bolt, 11.25" Bolt Circle, 8.62 Pilot and 8.66 Pilot 19,000 to 13,800 pound capacity

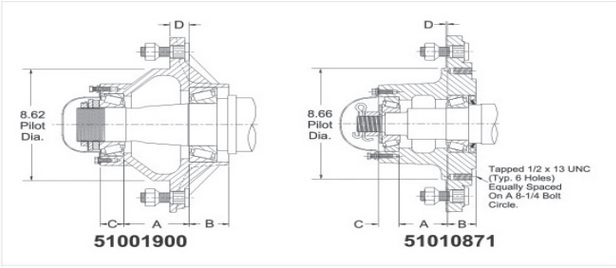

Dimensional Information

Stock #	Sequence #	Wt. Lbs.	Dimensions A	B	C	D	Cap Lbs.	Price Per/ ea
51001900	636478	55	4.27	2.32	1.35	1.55	19000*	$661.57
51010871+	636480	66	2.81	1.72	1.28	.06	13800**	1105.97

Wheel Hub Assemblies include:
Bearing Cups, Bearing Cones, Wheel Bolts, Wheel Nuts, Hub Cap and Grease Seal.
Sprindle Assemblies are sold separately.

Bearing Cups, Bearing Cone and Grease Seal interchange information.

+ Brake Hubs
*** Hub capacity is based on 0.0 offset.**
**** Hub capacity is based on .56 positive wheel offset (outset).**

Components

Stock #	Inner Cup	Outer Cup	Inner Cone	Inner Bore	Outer Cone	Outer Bore	Wheel Bolt	Wheel Nut	Hub Cap	Grease Seal	Spindle No.^^
51001900	653	HM212011	663	3.25	HM212049	2.63	54101216	55001216	563-3600	40108	529-0450
51010871	39520	453A	39585	2.50	460	1.75	54101216	54101216	564-2700	30095	531-0312

^^ Spindle is NOT included with Wheel Hub Assembly.

 © Baum Hydraulics Corporation

SPINDLE ASSEMBLIES

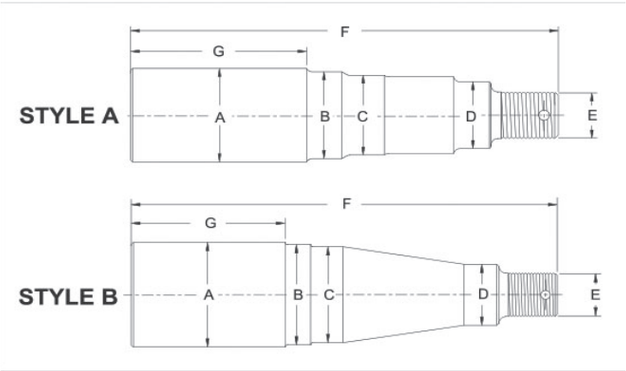

Dimensional Information

Stock #	Sequence #	Wt. Lbs.	Style	A	B	C	D	E UNF Thds.	F	G	Price Per/ ea
521-0163	636506	4.50	A	1.63	1.50	1.2495/1.2480	.7495/.7480	5/8 X 18	9.00	5.34	$53.73
522-0150	636491	6.00	A	1.50	1.44	1.3767/1.3747	.8650/.8630	3/4 X 16	11.00	6.88	63.88
522-0175	622000	7.00	A	1.75	1.44	1.3767/1.3747	.8650/.8630	3/4 X 16	11.75	7.63	76.36
523-0175	636493	7.00	A	1.75	1.50	1.3745/1.3735	1.2495/1.2485	7/8 X 14	11.50	7.12	71.94
524-0175	636494	8.00	A	1.75	1.63	1.4951/1.4941	1.2495/1.2485	7/8 X 14	12.50	8.07	66.09
524-0200	636495	10.50	A	2.00	1.63	1.4951/1.4941	1.2495/1.2485	7/8 X 14	14.00	9.57	94.04
525-0163	622001	5.00	A	1.63	1.50	1.2495/1.2480	.7495/.7480	3/4 X 16	10.38	5.79	57.83
526-0175	622002	9.00	A	1.75	1.69	1.6245/1.6235	1.2495/1.2485	1 X 14	14.00	9.15	81.11
526-0200	622003	11.00	A	2.00	1.69	1.6245/1.6235	1.2495/1.2485	1 X 14	14.00	9.15	93.96
527-0212	636499	13.00	A	2.12	2.00	1.7955/1.7945	1.3745/1.3735	7/8 X 14	15.44	9.33	110.39
528-0300	636488	28.00	B	3.00	2.88	2.7495/2.7480	1.7495/1.7480	1-1/4 X 12	15.44	8.12	215.28
529-0450	636489	51.00	B	4.12	4.00	3.2495/3.2480	2.6245/2.6230	2-5/8 X 16	15.38	6.00	422.61
530-0175	622004	8.00	A	1.75	1.63	1.4995/1.4985	1.2495/1.2485	7/8 X 14	12.50	8.03	70.42
531-0312	636487	34.00	A	3.12	3.00	2.4995/2.4985	1.7495/1.7485	1-1/4 X 12	17.38	10.00	258.65

Spindle Assemblies include: Washer, Nut and Cotter Pin.

Wheel Hub Assemblies are sold separately.

HUBS & SPINDLES FOR FARM IMPLEMENT WHEELS

WITH & WITHOUT GREASE FITTINGS

HUBS ONLY - **BEST SELLING HUBS STOCKED IN QUANTITY**

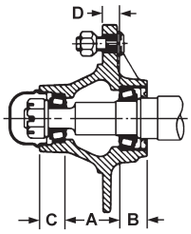

25-5LM

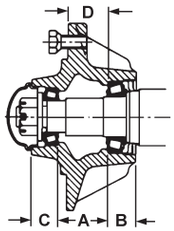

Q670, Q783, 35-6LM

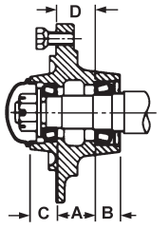

25-66LM, 45-8LM

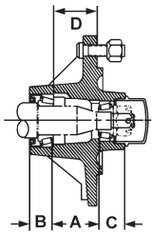

30-66LM

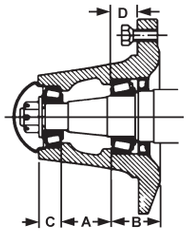

Q821, Q848

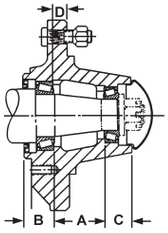

60-8LM

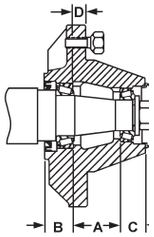

80-8LM

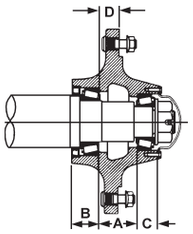

Q881

New Hub Casting Number	Fits Spindle Number	Capacity Lbs.	Hub Only Price Per Piece	Inner Bearing Cone Number	Outer Bearing Cone Number	Oil Seal Number	Grease Cap Number	Wheel Bolt Number	A	B	C	D
5 BOLT ON 5-1/2" BOLT CIRCLE, 4" PILOT, WITH LIP												
25-5LM+	105708K	2,500	**75.07**	LM48548	LM67048	17617	1604	0611878	1.56	1.03	.94	.19
6 BOLT ON 6" BOLT CIRCLE, 4-5/8" PILOT												
25-66LMG	105708K	2,500	**100.07**	LM48548	LM67048	17617	1604	0611878	1.56	1.03	.94	1.44
30-66LM	106753A	3,000	**79.91**	LM29749	LM67048	17617	1604	LB-506	2.19	1.00	.94	1.94
Q670*	0203161	3,230	**106.79**	342A	14137A	22870	1526	90D0613945	1.62	1.13	1.75	1.81
35-6LMG+	106169A	3,500	**108.21**	LM501349	LM67048	20044	1604	90D0608723	2.84	1.44	.97	1.56
8 BOLT ON 8" BOLT CIRCLE, 6" PILOT												
45-8LMG	106272B	4,500	**174.99**	LM603049	LM67048	22392	1604	90D0608723	2.83	1.26	.94	1.38
Q821	0205574	5,790	**86.50**	3780	2790	25091	1607	90D0616460	2.44	2.41	1.25	1.34
60-8LM+	107007A	6,000	**178.28**	JLM506849	LM501349	27394	1609	0616471	2.56	1.50	1.44	.75
80-8LM+	281316	8,000	**192.26**	JLM506849	LM501349	27394	1609	90DWD9275	2.72	1.50	1.37	.83
Q848	0317846	8,000	**313.21**	39581	3585	35062	9301	90D0608723	3.22	1.28	1.40	1.84
10 BOLT ON 13-3/16" CIRCLE, 11.05" PILOT												
Q881	2819000	20,000	**724.62**	HM218248	HM212049	43771	502041	0617512	3.25	2.28	1.72	1.66

* Inner bearing cone has extended inner race that seal rides on.
\+ French & Hecht Style.

ASK FOR QUANTITY DISCOUNT ***Prices subject to change without notice.***

 © Baum Hydraulics Corporation

AGRICULTURAL STRAIGHT ROUND SPINDLES FOR FARM IMPLEMENTS FOR 20 MPH SPEED -

Made of round hot rolled steel, ready to be welded into tubing. Interchange with electric wheel and french and hecht.

Spindle Number	Capacity Spindle Lbs.	Fits Hub	Price Per Piece	A Bar Stock Size	B Seal Seat Diam.	C Inner Bearing Diam.	D Outer Bearing Diam.	E Thread Diam.	F Overall Length	G Length	M Thread Length
105708K+	2,500	25-5LM 25-66LM	**76.33**	1-3/4	1.75	1.375	1.25	3/4	12-5/16	3.59	1.25
0203161	3,230	Q670	**57.76**	2	2.00	1.625	1.375	7/8	11	4.56	1.28
106753A+	3,000	30-66LM	**71.32**	1-3/4	1.75	1.50	1.25	3/4	9-7/8	4.62	1.10
106169A+	3.500	35-6LM	**88.66**	2	2.00	1.625	1.25	3/4	11	5.22	1.10
SA-3000	3,500	QD82-13	**21.65**	2-1/4	2.25	1.759	1.249	1	9-1/2	4.04	- -
0205574	5,790	Q821	**162.40**	2-3/4	2.50	2.00	1.31	7/8	17-53/64	5.62	1.25
0317846	8,000	Q848	**296.49**	3-5/8	3.50	2.25	1.625	1-1/4	15-1/2	7.50	1.00
03185741	8,000	Q886	**92.00**	3-1/8	3.00	2.25	1.37	7/8	16	6.50	- -
106272B+	4,500	45-8LM	**122.54**	2-1/4	2.25	1.78	1.25	3/4	14	5.37	1.06
107007A+	6,000	60-8LM	**151.59**	2-3/4	2.75	2.16	1.62	1	14	5.50	1.38
281316+	8,000	80-8LM	**259.74**	3	2.75	2.16	1.62	1	16	6.50	1.38
281916	20,000	Q881	**....**	4-1/2	4.38	3.54	2.62	2	26-1/2	8.87	- -

+ French & Hecht Style, Cold Rolled Steel Spindles.

STYLE A

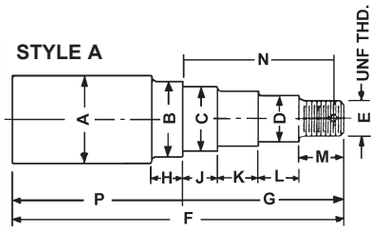

STYLE B

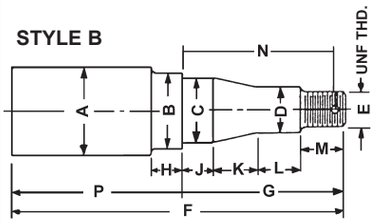

COMPLETE HUB & SPINDLE GROUPS FOR FARM IMPLEMENTS -

Hub Groups Include All Necessary Components
For Hub and Spindle Shipped In Bulk



HUBS MAY BE STOCKED WITH OR WITHOUT GREASE FITTINGS

To Order Hubs with Grease Fittings Add G on the end of the Part Number.

Complete Hub Group Number	Price Per Piece
5 BOLT ON 5-1/2" BOLT CIRCLE, 4" PILOT	
25-5LM	**188.00**
6 BOLT ON 6" BOLT CIRCLE, 4-5/8" PILOT	
Q826	**171.42**
Q670	**300.94**

Complete Hub Group Number	Price Per Piece
6 BOLT ON 6" BOLT CIRCLE, 4-5/8" PILOT	
Q783G	**$197.01**
25-66LM	**182.23**
30-66LM	**224.83**
35-6LMG	**211.75**
8 BOLT ON 8" BOLT CIRCLE, 6" PILOT	
Q821G	**603.28**
Q848	**878.55**
45-8LMG	**327.53**
60-8LMG	**357.29**
80-8LM	**526.92**

Prices subject to change without notice. **ASK FOR QUANTITY DISCOUNT**

FARM IMPLEMENT PARTS STUD SCREWS, GREASE CAPS, RINGS & WASHERS

FINE CONICAL HEAD WHEEL STUD SCREWS - Pkg. Qty. 20

FINE THREAD

USED WITHOUT NUTS IN TAPPED HUBS

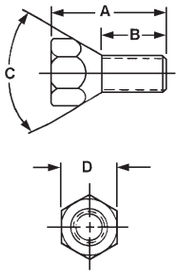

Part Number	Diam. Inches		A Overall Length Inches	B Thread Length Inches	C Head Angle Degrees	D Hex Diam. Inches	Price Per Piece
GRADE 5 - 90º TAPER - FINE THREAD							
90DLB509*	1/2	x	1-3/8	7/8	90º	13/16	**$2.62**
90D0608449	1/2	x	1-1/2	1	90º	3/4	**0.89**
90D0613945	1/2	x	1-3/4	1-1/4	90º	3/4	**2.97**
90D0617820	1/2	x	2-1/4	1-1/2	90º	3/4	**....**
90DWD91071	1/2	x	2-5/16	1-3/4	90º	3/4	**3.94**
90DLB569*	9/16	x	1-5/8	1-1/8	90º	7/8	**5.92**
90D0608723	9/16	x	1-11/16	1-1/8	90º	7/8	**6.23**
90D0616460	9/16	x	2-1/8	1-1/2	90º	7/8	**10.58**
90D0617925	9/16	x	2-5/8	2	90º	7/8	**2.59**
90DWD9275	5/8	x	2-3/8	1-3/4	90º	15/16	**5.85**
90DWD9731	5/8	x	3-5/8	3	90º	15/16	**9.39**
GRADE 8 - 90º TAPER - FINE THREAD							
90D0618025	5/8	x	2-3/4	1-7/8	90º	15/16	**....**
GRADE 5 - 60º TAPER - FINE THREAD							
LB-506	1/2	x	1-1/2	7/8	60º	13/16	**2.47**

NOTE: DWD Used with some dual wheels
*90DLB509 & 90DLB569 Phosphate Oil Treated, All Others are Plated

FINE SPLINED FLAT HEAD WHEEL STUD SCREWS - Pkg. Qty. 20

FINE THREAD - GRADE 5

USED WITH CONICAL NUTS IN DRILLED HUBS

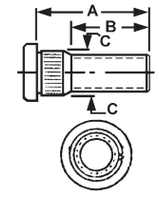

Part Number	Diam. Inches		A Overall Length Inches	B Thread Length Inches	C Spline Diam. Inches	Price Per Piece
GRADE 5						
0613717	1/2	x	2-1/16	1-1/2	.612	**$0.74**
ST-502-04	1/2	x	2	1-3/8	.543	**2.96**
ST-504 *	1/2	x	2-1/4	1-3/8	.606	**3.73**
ST-562	9/16	x	2-1/8	1-3/8	.606	**3.80**
0612730	9/16	x	2-1/8	1-3/8	.617	**1.28**
ST-625	5/8	x	2-1/2	1-3/8	.682	**4.32**
953033 *	3/4	x	2-13/16	1-13/16	1.00	**6.67**
91036DWD +	7/8	x	3-1/2	2-3/4	1.00	**19.04**

***ST-504** and **953033** are Grade 8 + Coarse Thread

FINE CONICAL NUTS TO FIT FINE SPLINED FLAT HEAD WHEEL STUD SCREWS - Pkg. Qty. 20

GRADE 5

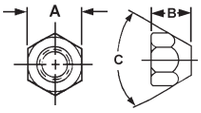

Part Number	Thread Size	A	B	C	Price Per Piece
0611878	1/2-20	13/16	5/8	90	**$1.80**
STN-569	9/16-18	1	11/16	90	**4.00**
0616471	5/8-18	15/16	23/32	90	**0.81**
912935	3/4-16	1-1/2	7/8	100	**5.36**

FLANGE NUTS - GRADE 5 - Pkg. Qty. 20

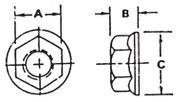

Part Number	Thread Size	A	B	C	Price Per Piece
0617512	3/4-16	1-1/8	21/32	1-1/2	**$2.15**

AG SPINDLE WASHERS FOR HUBS - TYPE 3 - PLAIN FINISH - Pkg. Qty. 20

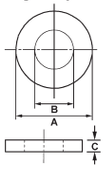

Part Number	A O.D.	B I.D.	C Width	Price Per Piece
SW-625	1.312	.668	.095	**$3.60**
SW-750	1.750	.820	.187	**1.85**
SW-751	1.500	.795	.125	**4.89**
SW-875	2.000	.950	.164	**4.89**
SW-1001	2.140	1.070	.250	**7.23**

GREASE CAPS - Qty. Pkg. 4

A-Flange Diam. (O.D.)
B-Crown Height
C-Flange Length
D-Overall Height

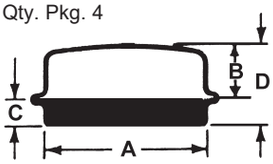

Part Number	Material Thick-ness	A Flange Diam.	B Crown Height	C Flange Length	D Overall Height	Price Per Piece
1503	.032	1.785	1.16	.375	1.53	**$5.01**
1524	.032	1.943	1.10	.281	1.38	**5.48**
1527	.037	1.957	1.04	.340	1.38	**10.37**
9099	.063	1.969	.625	.438	1.062	**4.53**
1505	.032	1.986	.78	.375	1.16	**4.12**
1601	.059	2.331	.81	.440	1.25	**6.93**
1520	.032	2.448	1.03	.312	1.34	**5.01**
1604	.059	2.448	.88	.281	1.16	**13.18**
1606	.059	2.503	.56	.312	.94	....
1605	.059	2.717	1.03	.312	1.34	**18.96**
1526	.037	2.720	1.13	.312	1.44	**6.93**
1609	.059	3.125	1.03	.281	1.31	**8.92**
1607	.059	3.155	1.19	.187	1.38	**9.63**
1528	.037	3.355	1.06	.560	1.62	**....**
9301	.070	3.950	2.13	.310	2.44	**19.46**

WHEEL REINFORCING RINGS -

FOR BOTH FORMED WHEELS & FLAT WHEELS



Part Number	No. Of Bolt Holes		Bolt Circle Inches		Pilot Diam Inches	Ring Outside Diameter	Plate Thick-ness Inches	Price Per Piece
60E19 - *Fits bolt sizes: 1/2 & 9/16 inches*								
	6	x	6	x	4-5/8	8	1/4	**$50.19**
80E19 - *Fits bolt sizes: 9/16 & 5/8 inches*								
	8	x	8	x	6	10-1/4	5/16	**62.76**
81E19 - *Fits bolt sizes: 9/16 & 5/8 inches*								
	9	x	9-1/2	x	7-3/4	11-3/4	5/16	**99.43**
91E19 - *Fits bolt size: 7/8 inches*								
	10	x	13-3/16	x	11-1/16	16	3/8	**158.52**

WHEEL REPAIR WASHERS -

Used for repairing and reinforcing wheel studs by welding them over the worn and enlarged holes. Can be used on farm wagons, etc. with 1/2" & 9/16" studs. Heavy gauge steel slightly convexed with bevel edge.

Pkg. Qty. 50 per box

Part Number	Price Per 100
Wheel Repair	**$60.89**

ASK FOR QUANTITY DISCOUNT ***Prices subject to change without notice.***

 © Baum Hydraulics Corporation

SEAL IDENTIFICATION CHART

1 O-RING NITRILE 70 DUROMETER Page G4 - G7	2 QUAD RING Page G4 - G7	3 SQUARE BACK-UP RING Page G4 - G7	4 CONTOURED BACK-UP Page G4 - G7	5 BACK-UP RING Page G4 - G7	6 TEFLON SCARF-CUT Page G4 - G7
7 TEFLON SOLID Page G4 - G7	8 TEFLON SPIRAL Page G4 - G7	9 PISTON SEAL SQUARE Page G20, G21	10 PISTON SEAL RECTANGULAR Page G20, G21	11 PISTON SEAL CAST IRON Page G14	12 CAT SPECIAL PISTON SEAL AND LOADER Page G20
13 PISTON T-SEAL Page G9 - G11	14 ROD T-SEAL Page G9 - G11	15 PSP SEAL CLAD Page G9 - G11	16 J-WIPER METAL Page G32, G33	17 K-WIPER Page G34	18 H-WIPER Page G35
19 D-WIPER Page G34	20 AN-WIPER Page G35	21 U-SEAL ROD Page G30, G31	22 STANDARD U-RING Page G24- G27	23 DEEP U-RING Page G28	24 TYPE-B U-RING Page G22, G23
25 TYPE-B HI-TEMP	26 U-SEAL SYMMETRICAL Page G30, G31	27 U-SEAL ROD Page G30, G31	28 U-SEAL PISTON Page G30, G31	29 BUFFER RING Page G23	30 WEAR RING Page G22, G23
31 THIN WEAR RING Page G23	32 SOLID BEARING RING Page G23	33 PISTON CUP Page G15	34 VEE STACK VEE RINGS Page G16 - G19	35 MALE ADAPTER MALE ADAPTER Page G16 - G19	36 FEMALE ADAPTER FEMALE ADAPTER Page G16 - G19

Prices subject to change without notice. **ASK FOR QUANTITY DISCOUNT**

1-800-228-9222 / e-mail: sales@baumhydraulics.com
Fax: 1-800-832-2522 / www.baumhydraulics.com / © Baum Hydraulics Corporation

BAUM HYDRAULICS CORPORATION

O-RINGS AND BACKUP WASHERS

1/16 CROSSECTION (.070)

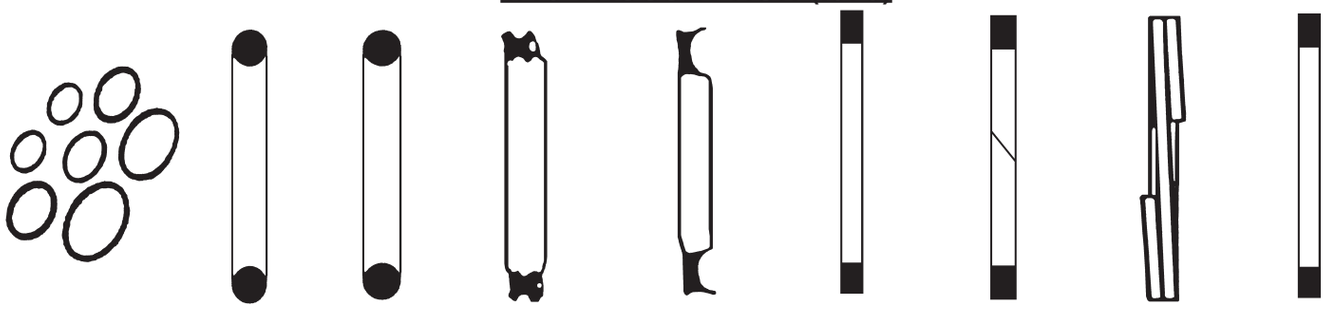

SIZE 1/16 DIA.			O-RINGS & WASHERS BUNA RUBBER								URETHANE		TEFLON TFE WASHERS					
I.D. Inches	O.D. Inches	Part #	Baum #	O-Ring 70 Duro Price Per Ea	Baum #	O-Ring 90 Duro Price Per Ea	Baum #	Quad O-RING 70 Duro Price Per Ea	Baum #	Parbak Backup Washers Price Per Ea	Baum #	Solid Backup Washers Price Per Ea	Baum #	Split Backup Washers Price Per Ea	Baum #	Spiral Backup Washers Price Per Ea	Baum #	Solid Backup Washers Price Per Ea
1/32*	3/32	001	848704	$0.05		$		$		$		$		$....		$		$ ....
3/64**	9/64	002	848705	0.10		....		....		....		....		....		....		....
5/64	13/64	004	848707	0.02		....		....	849998	0.13		....		....		....		....
3/32	7/32	005	848708	0.09		....		....	850000	0.46		....		....		....		....
1/8	1/4	006	848709	0.07		....		....	850002	0.46		....		....	400406	....		....
5/32	9/32	007	848710	0.07		....	426614	....	850003	0.46		....	400808	0.52		....	400008	0.10
3/16	5/16	008	848711	0.10	CB3800	0.22	426616	....	850004	0.48		....	400810	0.94		....	400010	0.43
7/32	11/32	009	848712	0.10	849216	0.13	426618	....	850005	0.50		....	400812	0.48	400412	....		....
1/4	3/8	010	848713	0.11	849218	0.21	426620	....	850006	0.61		....	400814	0.52		....		....
5/16	7/16	011	848714	0.11	849220	0.15	426622	0.15	850007	0.66		....	400816	0.53	400416	4.34		....
3/8	1/2	012	848715	0.11	849222	0.15		....	850008	0.68		....	400818	0.82	400418	....		....
7/16	9/16	013	848716	0.11		....	426626	....	850009	0.36		....		....	400420	4.34		....
1/2	5/8	014	848717	0.11	CB3805	0.24	426628	....	850010	0.75	299022	1.90	400822	0.84		....	400022	0.48
9/16	11/16	015	848718	0.11	CB3810	0.30		....	850011	0.78		....	400824	0.93		....		....
5/8	3/4	016	848719	0.11	CB3815	0.30	426632	1.23	850012	0.78	299026	1.12	400826	0.84		....	400026	0.53
11/16	13/16	017	848720	0.11	CB3820	0.40	426634	....	850013	0.78		....		....		....	400028	0.53
3/4	7/8	018	848721	0.19	CB3825	0.36	426636	....	850014	0.78	299030	0.91		....		....	400030	0.59
13/16	15/16	019	848722	0.19	CB3830	0.48		....	850015	0.79		....		....		....	400031	0.64
7/8	1	020	848723	0.19	CB3835	0.47	426640	....	850016	0.89	299034	1.60	400834	0.98		....	400032	0.64
15/16	1-1/16	021	848724	0.23	CB3840	0.55		....	850017	0.92		....		....		....	400034	0.75
1	1-1/8	022	848725	0.21	CB3845	0.55	426644	1.62	850018	0.78		....		....		....	400036	0.80
1-1/16	1-3/16	023	848726	0.11		....	426646	....	850019	0.78		....		....		....	400038	0.91
1-1/8	1-1/4	024	848727	0.26	CB3850	0.36	426648	....	850020	1.02		....		....		....	400040	1.07
1-3/16	1-5/16	025	848728	0.26		....	426650	....	850021	0.84		....		....		....		....
1-1/4	1-3/8	026	848729	0.32	CB3855	0.64	426652	....	850022	0.87	299046	1.09		....		....	400046	1.17
1-5/16	1-7/16	027	848730	0.32	849252	0.38		....	850023	0.95	299048	1.09		....		....		....
1-3/8	1-1/2	028	848731	0.32	849254	0.11	426656	....	850024	0.97	299050	1.09		....		....	400050	1.28
1-1/2	1-5/8	029	848732	0.36		....	426658	....	850025	1.07	299052	1.04		....		....		....
1-5/8	1-3/4	030	848733	0.50	CB3860	0.58		....	850026	1.10		....		....		....		....
1-3/4	1-7/8	031	848734	0.50	CB3865	0.85	426662	....	850027	1.13		....		....		....		....
1-7/8	2	032	848735	0.52	CB3870	1.05		....	850028	1.46		....		....		....		....
2	2-1/8	033	848736	0.54		....	426666	....	850029	1.22		....		....		....		....
2-1/8	2-1/4	034	848737	0.53		....	426668	....	850030	1.34		....		....		....		....
2-1/4	2-3/8	035	848738	0.31		....		....	850031	1.40		....		....		....		....
2-3/8	2-1/2	036	848739	0.63		....		....	850032	1.73		....		....		....		....
2-1/2	2-5/8	037	848740	0.49		....		....	850033	1.48		....		....		....		....
2-5/8	2-3/4	038	848741	0.67		....		....	850034	2.16		....		....		....		....
2-3/4	2-7/8	039	848742	0.67		....		....	850035	1.66		....		....		....		....
2-7/8	3	040	848743	0.68		....	426680	....	850036	3.20		....		....		....		....
3	3-1/8	041	848744	0.70		....		....	850037	2.68		....		....		....		....
3-1/4	3-3/8	042	848745	0.71		....		....	850038	4.06		....		....		....		....
3-1/2	3-5/8	043	848746	0.69		....		....	850039	4.43		....		....		....		....
3-3/4	3-7/8	044	848747	0.72		....	426688	....	850040	2.38		....		....		....		....
4	4-1/8	045	848748	0.94		....		....	850041	3.97		....		....		....		....
4-1/4	4-3/8	046	848749	0.95		....		....	850042	4.43		....		....		....		....
4-1/2	4-5/8	047	848750	1.00		....		....	850043	4.80		....		....		....		....
4-3/4	4-7/8	048	848751	0.95		....		....	850044	5.27		....		....		....		....
5	5-1/8	049	848752	1.02		....		....	850045	5.54		....		....		....		....
5-1/4	5-3/8	050	848753	1.03		....		....	850046	1.67		....		....		....		....

ASK FOR QUANTITY DISCOUNT *Prices subject to change without notice.*

BAUM HYDRAULICS CORPORATION
1-800-228-9222 / e-mail: sales@baumhydraulics.com
Fax: 1-800-832-2522 / www.baumhydraulics.com / © Baum Hydraulics Corporation

O-RINGS AND BACKUP WASHERS

3/32 CROSSECTION (.104)

SIZE Rod Size Inches	Bore Size Inches	3/32 DIA. Part Number	O-RINGS & WASHERS BUNA RUBBER: Baum #	O-Ring 70 Duro Price Per Ea	Baum #	O-Ring 90 Duro Price Per Ea	Baum #	Quad O-RING 70 Duro Price Per Ea	Baum #	Parbak Backup Washers Price Per Ea	URETHANE: Baum #	Solid Backup Washers Price Per Ea	TEFLON TFE WASHERS: Baum #	Split Backup Washers Price Per Ea	Baum #	Spiral Backup Washers Price Per Ea	Baum #	Solid Backup Washers Price Per Ea
1/16	1/4	102	848754	$0.05		$		$	850047	$ 0.17		$		$....		$		$ ....
3/32	9/32	103	848755	0.02		....		....	850048	0.60		....		....		....		....
1/8	5/16	104	848756	0.11		....		....	850049	0.13		....		....		....		....
5/32	11/32	105	848757	0.02		....		....	850050	0.13		....		....		....		....
3/16	3/8	106	848758	0.02		....	426710	....	850051	0.48		....		....		....		....
7/32	13/32	107	848759	0.03		....		....	850052	0.14		....		....		....		....
1/4	7/16	108	848760	0.05		....		....	850053	0.52		....		....		....		....
5/16	1/2	109	848761	0.12	849316	0.08	426716	....		....		....		....		....		....
3/8	9/16	110	848762	0.12	CB3875	0.24	426718	5.60	850055	0.52		....	400854	0.58		....	400052	0.15
7/16	5/8	111	848763	0.12	CB3880	0.24		....	850056	0.67	299114	0.83	400855	0.62	400454	1.22	400054	0.53
1/2	11/16	112	848764	0.12	CB3885	0.30	426722	....	850057	0.68	299116	1.16	400856	0.64		....	400056	0.53
9/16	3/4	113	848765	0.12	849324	0.17	426724	0.24	850058	0.20	299118	0.83	400858	1.03	400458	6.28		....
5/8	13/16	114	848766	0.12	849326	0.17	426726	0.22	850059	0.71	299120	0.85	400860	0.71	400460	4.60	400060	0.64
11/16	7/8	115	848767	0.12	849328	0.24		....	850060	0.73	299122	0.85	400862	0.76	400462	1.24	400062	0.64
3/4	15/16	116	848768	0.22	849330	0.31	426730	0.26	850061	0.75	299124	1.23	400864	1.13	400464	4.47	400064	0.69
13/16	1	117	848769	0.26	849332	0.45	426732	....	850062	0.78		....	400866	1.17		....	400066	0.69
7/8	1-1/16	118	848770	0.26	CB3890	0.47	426734	0.24	850063	0.76	299128	0.96	400868	0.87		....	400068	0.75
15/16	1-1/8	119	848771	0.26	CB3895	0.55	426736	....	850064	0.80		....	400870	0.86		....	400070	0.75
1	1-3/16	120	848772	0.29	CB3900	0.55	426738	0.36	850065	0.79	299132	1.42	400872	0.97	400472	....	400072	0.85
1-1/16	1-1/4	121	848773	0.30	CB3905	0.58	426740	....	850066	0.84	299134	1.01	400874	0.75		....	400074	0.96
1-1/8	1-5/16	122	848774	0.29	CB3910	0.59	426742	....	850067	0.83	299136	1.01		....		....	400076	1.01
1-3/16	1-3/8	123	848775	0.29	CB3915	0.69	426744	....	850068	0.61		....	400878	1.08		....		....
1-1/4	1-7/16	124	848776	0.45	CB3920	0.65	426746	....	850069	0.95	299140	1.04		....	400480	12.44	400080	1.49
1-5/16	1-1/2	125	848777	0.37	849348	0.18	426748	....	850070	0.96	299142	1.45	400882	0.91		....		....
1-3/8	1-9/16	126	848778	0.37	CB3925	0.71	426750	....	850071	1.01	299144	1.56		....		....		....
1-7/16	1-5/8	127	848779	0.51	CB3930	0.63	426752	0.43	850072	0.91		....		....	400486	1.73		....
1-1/2	1-11/16	128	848780	0.42	CB3935	0.88	426754	2.30	850073	1.08	299148	1.15		....	400488	1.79	400088	1.55
1-9/16	1-3/4	129	848781	0.35		....	426756	....	850074	1.18	299150	1.60	400890	1.33		....	400090	1.60
1-5/8	1-13/16	130	848782	0.47		....	426758	....	850075	1.21		....		....		....	400092	1.60
1-11/16	1-7/8	131	848783	0.57		....	426760	....	850076	1.17	299154	....		....		....		....
1-3/4	1-15/16	132	848784	0.57		....	426762	....	850077	1.27		....		....		....		....
1-13/16	2	133	848785	0.40	CB3940	1.05		....	850078	1.31	299158	1.49	400898	1.49	400498	2.15	400098	1.76
1-7/8	2-1/16	134	848786	0.59		....	426766	0.79	800079	1.34		....		....		....		....
1-15/16	2-1/8	135	848787	0.48	CB3945	1.28	426768	....	850080	1.36		....		....		....		....
2	2-3/16	136	848788	0.61	CB3950	1.30	426770	0.81	850081	1.48		....		....		....		....
2-1/16	2-1/4	137	848789	0.42		....		....	850082	1.55	299166	1.20		....		....	400106	1.87
2-1/8	2-5/16	138	848790	0.61		....		....	850083	1.25		....		....		....	400108	1.92
2-3/16	2-3/8	139	848791	0.64		....		....	850084	1.70		....	400910	2.40	400510	32.22	400109	2.03
2-1/4	2-7/16	140	848792	0.64		....		....	850085	1.74	299172	1.75		....		....	400110	2.03
2-5/16	2-1/2	141	848793	0.53	CB3955	1.20		....	850086	1.76	299174	1.75		....		....	400112	2.13
2-3/8	2-9/16	142	848794	0.53		....		....	850087	1.81		....		....		....		....
2-7/16	2-5/8	143	848795	0.72		....		....	850088	1.93		....		....		....		....
2-1/2	2-11/16	144	848796	0.59		....		....	850089	2.05		....		....	400520	17.39		....
2-9/16	2-3/4	145	848797	0.49		....		....	850090	2.16	299182	1.69		....		....	400120	2.29
2-5/8	2-13/16	146	848798	0.97		....		....	850091	2.29		....		....		....		....
2-11/16	2-7/8	147	848799	0.76		....		....	850092	2.65		....		....		....		....
2-3/4	2-15/16	148	848800	0.97		....		....	850093	2.78		....		....		....	400126	0.71
2-13/16	3	149	848801	0.64		....		....	850094	2.92		....		....		....	400128	2.72
2-7/8	3-1/16	150	848802	0.78		....		....	850095	1.66		....		....		....		....
3	3-3/16	151	848803	0.75		....		....	850096	3.18		....		....		....		....
3-1/4	3-7/16	152	848804	0.81		....		....	850097	2.40		....		....		....		....
3-1/2	3-11/16	153	848805	0.79		....		....	850098	3.57		....		....		....		....
3-3/4	3-15/16	154	848806	0.92		....		....	850099	4.43		....		....		....		....
4	4-3/16	155	848807	1.03		....		....	850100	4.45		....		....		....		....
4-1/4	4-7/16	156	848808	1.13		....		....	850101	2.61		....		....		....		....
4-1/2	4-11/16	157	848809	1.15		....		....	850102	6.04		....		....		....		....
4-3/4	4-15/16	158	848810	1.19		....		....	850103	6.65		....		....		....		....
5	5-3/16	159	848811	1.23		....		....	850104	5.36		....		....		....		....
5-1/4	5-7/16	160	848812	1.27		....		....	850105	7.75		....		....		....		....
5-1/2	5-11/16	161	848813	1.23		....		....	850106	1.77		....		....		....		....
5-3/4	5-15/16	162	848814	1.50		....		....	850107	1.90		....		....		....		....
6	6-3/16	163	848815	0.93		....	426824	....		....		....		....		....		....
6-1/4	6-7/16	164	848816	2.12		....		....	850109	2.39		....		....		....		....
6-1/2	6-11/16	165	848817	2.00		....		....	850110	2.51		....		....		....		....
6-3/4	6-15/16	166	848818	2.33		....		....	850111	2.62		....		....		....		....
7	7-3/16	167	848819	2.33		....		....	850112	10.90		....		....		....		....
7-1/4	7-7/16	168	848820	2.35		....		....	850113	3.10		....		....		....		....
7-1/2	7-11/16	169	848821	1.42		....		....	850114	3.18		....		....		....		....
7-3/4	7-15/16	170	848822	2.95		....		....		....		....		....		....		....
8	8-3/16	171	848823	2.71		....		....	850116	3.59		....		....		....		....
8-1/4	8-7/16	172	848824	1.38		....		....	850117	3.80		....		....		....		....
8-1/2	8-11/16	173	848825	2.82		....		....	850118	3.95		....		....		....		....
8-3/4	8-15/16	174	848826	2.46		....		....		....		....		....		....		....
9	9-3/16	175	848827	1.62		....		....	850120	15.06		....		....		....		....
9-1/4	9-7/16	176	848828	1.68		....		....	850121	4.39		....		....		....		....
9-1/2	9-11/16	177	848829	1.79		....		....	850122	4.46		....		....		....		....
9-3/4	9-15/16	178	848830	2.70		....		....		....		....		....		....		....

Prices subject to change without notice. **ASK FOR QUANTITY DISCOUNT**

1-800-228-9222 / e-mail: sales@baumhydraulics.com
Fax: 1-800-832-2522 / www.baumhydraulics.com / © Baum Hydraulics Corporation

BAUM HYDRAULICS CORPORATION

O-RINGS AND BACKUP WASHERS
1/8 CROSSECTION (.139)

O-RINGS & WASHERS BUNA RUBBER | **URETHANE**

– SIZE – Rod Size Inches	Bore Size Inches	1/8 DIA. Part Number	Baum #	O-Ring 70 Duro Price Per Ea	Baum #	O-Ring 90 Duro Price Per Ea	Baum #	Quad O-RING 70 Duro Price Per Ea	Baum #	Square Ring 70 Duro Price Per Ea	Baum #	Parbak Backup Washers Price Per Ea	Baum #	Solid Backup Washers Price Per Ea
3/16	7/16	201	848831	$0.04		$		$		$	850124	$ 0.32		$ ....
1/4	1/2	202	848832	0.20		....		....		....	850125	....		....
5/16	9/16	203	848833	0.20		....		....		....	850126	....		....
3/8	5/8	204	848834	0.21		....	426862	....		....	850127	0.53		....
7/16	11/16	205	848835	0.21		....	426864	....		....	850128	0.67		....
1/2	3/4	206	848836	0.13		....		....		....	850129	0.70		....
9/16	13/16	207	848837	0.21		....	426868	....		....	850130	0.60		....
5/8	7/8	208	848838	0.17	CB3960	0.55	426870	1.49		....	850131	0.74		....
11/16	15/16	209	848839	0.27		....	426872	0.33		....	850132	0.64		....
3/4	1	210	848840	0.25	849474	0.47	426874	....	883358	1.04	850133	0.80	299268	1.15
13/16	1-1/16	211	848841	0.25	849476	0.39	426876	6.29	883360	1.06	850134	0.82	299270	1.30
7/8	1-1/8	212	848842	0.28	849477	0.57	426878	6.18	883362	1.10	850135	0.83	299272	1.30
15/16	1-3/16	213	848843	0.33	CB3965	0.63	426880	0.57	883364	0.30	850136	0.84	299274	1.34
1	1-1/4	214	848844	0.25	849480	0.47	426882	0.48	883366	1.85	850137	0.85	299276	1.22
1-1/16	1-5/16	215	848845	0.38	CB3970	0.63	426884	6.79	883368	....	850138	0.86	299278	0.99
1-1/8	1-3/8	216	848846	0.28	CB3975	0.72	426886	0.50	883370	1.14	850139	0.87	299280	1.38
1-3/16	1-7/16	217	848847	0.31	849486	0.53	426888	0.52	883372	....	850140	0.90	299282	1.38
1-1/4	1-1/2	218	848848	0.39	849488	1.03	426890	7.37	883374	1.84	850141	0.76	299284	1.42
1-5/16	1-9/16	219	848849	0.47	849490	0.66	426892	0.64	883376	1.36	850142	0.92	299286	2.30
1-3/8	1-5/8	220	848850	0.47	849492	0.81	426894	0.69	883378	1.30	850143	0.96	299288	1.45
1-7/16	1-11/16	221	848851	0.53	CB3980	0.99	426896	0.74		....	850144	0.99	299290	1.48
1-1/2	1-3/4	222	848852	0.44	849496	0.74	426898	0.79	883382	1.25	850145	0.91	299292	1.53
1-5/8	1-7/8	223	848853	0.73	CB3985	1.27	426900	0.85	883383	1.29	850146	1.20	299294	1.56
1-3/4	2	224	848854	0.50	849500	0.84	426902	0.94		....	850147	1.10	299296	1.68
1-7/8	2-1/8	225	848855	0.75	849502	1.34	426904	9.81		....	850148	1.48	299298	1.68
2	2-1/4	226	848856	0.53	849504	1.09	426906	....		....	850149	1.30	299300	1.75
2-1/8	2-3/8	227	848857	0.78	CB3990	1.49	426908	....	883385	1.34	850150	1.69	299302	1.25
2-1/4	2-1/2	228	848858	0.49	849508	0.90	426910	11.10		....	850151	1.61	299304	1.66
2-3/8	2-5/8	229	848859	0.67	CB3995	1.49	426912	....		....	850152	2.16	299306	1.36
2-1/2	2-3/4	230	848860	0.75	849512	0.87	426914	1.09		....	850153	2.21	299308	1.39
2-5/8	2-7/8	231	848861	1.23	CB4000	1.91		....		....	850154	2.92	299310	1.47
2-3/4	3	232	848862	0.70	849516	1.73	740545	11.50	883402	1.48	850155	2.54	299312	2.27
2-7/8	3-1/8	233	848863	0.99	849518	2.28		....		....	850156	3.18	299314	1.65
3	3-14	234	848864	0.96	CB4005	2.18	426922	11.58	883403	1.85	850157	2.77	299316	2.35
3-1/8	3-3/8	235	848865	1.02	CB4010	2.34	426924	....		....	850158	3.44	299318	1.73
3-1/4	3-1/2	236	848866	0.95	849522	1.61	426926	11.46	883404	1.93	850159	2.50	299320	2.46
3-3/8	3-5/8	237	848867	1.04	CB4015	2.46	426928	1.96		....	850160	3.72	299322	1.87
3-1/2	3-3/4	238	848868	1.04		....	426930	1.98		....	850161	3.84	299324	2.76
3-5/8	3-7/8	239	848869	1.05		....	426932	....		....	850162	3.98		....
3-3/4	4	240	848870	0.98	849530	1.64	426934	20.09		....	850163	2.88	299328	2.94
3-7/8	4-1/8	241	848871	1.20	849532	1.68	426936	....		....	850164	4.24	299330	2.13
4	4-1/4	242	848872	1.03	849534	1.91	426938	20.03		....	850165	4.37	299332	3.02
4-1/8	4-3/8	243	848873	1.43		....	426940	3.64		....	850166	4.51		....
4-1/4	4-1/2	244	848874	1.44	CB4020	3.47	426942	....		....	850167	4.64	299336	2.45
4-3/8	4-5/8	245	848875	1.46		....	426944	....		....	850168	4.78		....
4-1/2	4-3/4	246	848876	1.46		....	426946	....		....	850169	4.90		....
4-5/8	4-7/8	247	848877	1.48		....	426948	....		....	850170	5.04		....
4-3/4	5	248	848878	1.46	849546	2.13	426950	....		....	850171	5.17	299344	4.62
4-7/8	5-1/8	249	848879	1.52		....		....		....	850172	5.31		....
5	5-1/4	250	848880	1.57	849550	2.19		....		....	850173	5.57		....
5-1/8	5-3/8	251	848881	1.36		....		....		....	850174	5.82	299350	13.00
5-1/4	5-1/2	252	848882	1.62		....		....		....	850175	6.10		....
5-3/8	5-5/8	253	848883	1.62		....		....		....	850176	6.36		....
5-1/2	5-3/4	254	848884	1.62		....	426962	....		....	850177	6.63		....
5-5/8	5-7/8	255	848885	1.91		....		....		....	850178	7.32		....
5-3/4	6	256	848886	1.91	849562	1.24		....		....	850179	7.73		....
5-7/8	6-1/8	257	848887	1.82		....		....		....	850180	8.13		....
6	6-1/4	258	848888	3.21		....		....		....	850181	7.74		....
6-1/4	6-1/2	259	848889	2.83		....		....		....	850182	7.78		....
6-1/2	6-3/4	260	848890	3.26		....		....		....	850183	8.52		....
6-3/4	7	261	848891	3.36		....	426976	....		....	850184	9.75		....
7	7-1/4	262	848892	3.36		....		....		....	850185	10.16		....
7-1/4	7-1/2	263	848893	2.51		....		....		....	850186	7.02		....
7-1/2	7-3/4	264	848894	3.31		....		....		....	850187	....		....
7-3/4	8	265	848895	3.75		....		....		....	850188	12.19		....
8	8-1/4	266	848896	3.92		....		....		....	850189	8.59		....
8-1/4	8-1/2	267	848897	3.92		....		....		....	850190	6.71	299382	7.22
8-1/2	8-3/4	268	848898	3.28		....		....		....	850191	2.59		....
8-3/4	9	269	848899	4.03		....		....		....	850192	9.61		....
9	9-1/4	270	848900	1.66		....		....		....	850193	10.07		....
9-1/4	9-1/2	271	848901	1.68		....		....		....	850194	2.93		....
9-1/2	9-3/4	272	848902	....		....		....		....	850195	1.72		....
9-3/4	10	273	848903	4.09		....		....		....	850196	11.92		....
10	10-1/4	274	848904	4.12		....		....		....		....		....
10-1/2	10-3/4	275	848905	4.11		....		....		....		....		....

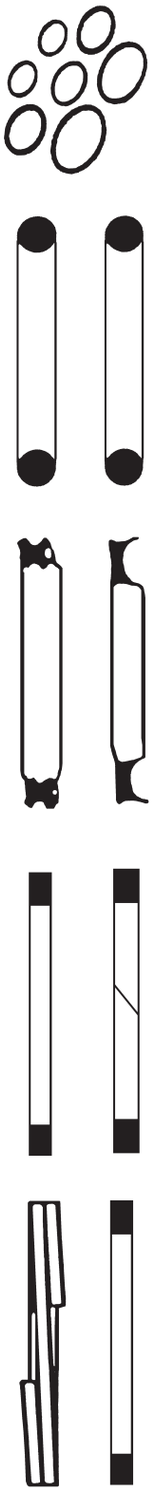

ASK FOR QUANTITY DISCOUNT *Prices subject to change without notice.*

 © Baum Hydraulics Corporation

O-RINGS AND BACKUP WASHERS
3/16 CROSSECTION (.210)

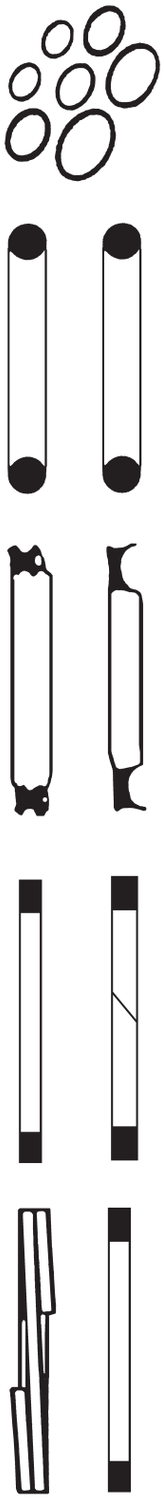

– SIZE – Rod Size Inches	Bore Size Inches	3/16 DIA. Part Number	O-RINGS & WASHERS BUNA RUBBER: Baum #	O-Ring 70 Duro Price Per Ea	Baum #	O-Ring 90 Duro Price Per Ea	Baum #	Quad O-RING 70 Duro Price Per Ea	Baum #	Square Ring 70 Duro Price Per Ea	URETHANE: Baum #	Parbak Backup Washers Price Per Ea	Baum #	Solid Backup Washers Price Per Ea
7/16	13/16	309	848915	$0.23		$		$		$	850208	$ 0.60		$ ....
1/2	7/8	310	848916	0.55		....		....		....	850209	0.39		....
9/16	15/16	311	848917	0.28		....		....		....	850210	0.40		....
5/8	1	312	848918	0.29		....		....		....	850211	0.65		....
11/16	1-1/16	313	848919	0.73		....		....		....	850212	0.42		....
3/4	1-1/8	314	848920	0.57		....		....		....	850213	0.68		....
13/16	1-3/16	315	848921	0.89		....		....		....	850214	0.84		....
7/8	1-1/4	316	848922	0.89		....	427038	....		....	850215	0.83		....
15/16	1-5/16	317	848923	0.22		....		....		....	850216	0.50		....
1	1-3/8	318	848924	0.70		....		....		....	850217	0.92		....
1-1/16	1-7/16	319	848925	1.00		....		....		....	850218	0.83		....
1-1/8	1-1/2	320	848926	1.00	CB4025	1.10		....		....	850219	1.06		....
1-3/16	1-9/16	321	848927	0.64		....		....		....	850220	1.06		....
1-1/4	1-5/8	322	848928	1.25	CB4030	1.24		....		....	850221	1.16		....
1-5/16	1-11/16	323	848929	1.25		....		....		....	850222	0.98		....
1-3/8	1-3/4	324	848930	1.25		....	427054	....		....	850223	1.25	299448	4.03
1-1/2	1-7/8	325	848931	1.11	849652	2.53	427056	1.08	883536	1.59	850224	1.34	299450	1.83
1-5/8	2	326	848932	0.85	849654	1.75	427058	1.12	883538	2.09	850225	1.25	299452	2.29
1-3/4	2-1/8	327	848933	1.02	849656	2.85		....	883540	1.81	850226	1.56	299454	2.05
1-7/8	2-1/4	328	848934	1.05	849658	0.96	427062	....	883541	1.87	850227	1.81	299456	2.03
2	2-3/8	329	848935	1.33	849660	3.05	427064	1.27	883543	2.20	850228	1.85	299458	2.26
2-1/8	2-1/2	330	848936	0.95	849662	1.52	427066	1.44	883545	3.61	850229	1.50	299460	2.27
2-1/4	2-5/8	331	848937	1.78	CB4035	2.14	427068	2.37	883546	0.62	850230	2.77	299462	2.27
2-3/8	2-3/4	332	848938	1.78	849666	3.21	427070	1.95	883547	2.30	850231	2.21	299464	2.31
2-1/2	2-7/8	333	848939	1.07	CB4040	2.60		....	883548	3.93	850232	3.05	299466	2.53
2-5/8	3	334	848940	1.13	849670	2.95	427074	13.75	883549	3.42	850233	2.05	299468	2.65
2-3/4	3-1/8	335	848941	2.10	CB4045	2.49		....	883552	4.25	850234	3.72	299470	2.91
2-7/8	3-1/4	336	848942	1.15	CB4050	3.02	427078	2.33	883554	2.60	850235	3.98	299472	2.91
3	3-3/8	337	848943	1.94	CB4055	2.69		....	883556	4.44	850236	4.24	299474	2.91
3-1/8	3-1/2	338	848944	1.63	849678	3.26	427082	2.38	883558	3.08	850237	3.16	299476	2.90
3-1/4	3-5/8	339	848945	1.61	CB4060	3.38		....	883560	4.69	850238	4.79	299478	2.98
3-3/8	3-3/4	340	848946	1.98	849682	3.17	427086	2.75	883562	2.97	850239	5.04		....
3-1/2	3-7/8	341	848947	1.98	CB4065	3.63		....	883564	5.01	850240	5.30		....
3-5/8	4	342	848948	1.82	849686	2.79		....		....	850241	1.80	299484	6.98
3-3/4	4-1/8	343	848949	2.40	CB4070	3.58		....	883568	1.14	850242	5.83		....
3-7/8	4-1/4	344	848950	2.05	849690	3.43		....	883569	3.44	850243	6.10		....
4	4-3/8	345	848951	2.44	CB4075	3.81		....	883572	3.79	850244	6.36	299490	2.77
4-1/8	4-1/2	346	848952	2.44	849694	4.24	427098	....		....	850245	6.63	299492	3.94
4-1/4	4-5/8	347	848953	3.06		....		....	883576	3.85	850246	3.28	299494	4.13
4-3/8	4-3/4	348	848954	3.10		....	427102	....	883577	2.45	850247	7.16		....
4-1/2	4-7/8	349	848955	3.10		....		....	883580	6.46	850248	7.42	299498	3.47
4-5/8	5	350	848956	2.53		....		....		....	850249	7.68	299500	4.99
4-3/4	5-1/8	351	848957	3.23		....		....		....	850250	7.95		....
4-7/8	5-1/4	352	848958	2.60		....		....		....	850251	8.22		....
5	5-3/8	353	848959	2.08		....		....		....	850252	8.48		....
5-1/8	5-1/2	354	848960	3.31		....		....		....	850253	8.74		....
5-1/4	5-5/8	355	848961	2.63		....		....		....	850254	4.71		....
5-3/8	5-3/4	356	848962	2.76		....		....		....	850255	4.37		....
5-1/2	5-7/8	357	848963	2.76		....		....		....		....		....
5-5/8	6	358	848964	3.11	CB4080	8.01		....		....	850257	9.92		....
5-3/4	6-1/8	359	848965	4.03		....		....		....	850258	5.91		....
5-7/8	6-1/4	360	848966	1.83		....		....		....	850259	4.87		....
6	6-3/8	361	848967	1.86	849724	7.29		....		....	850260	5.00		....
6-1/4	6-5/8	362	848968	5.47		....		....		....	850261	10.34		....
6-1/2	6-7/8	363	848969	5.30	849728	1.16		....		....	850262	6.74		....
6-3/4	7-1/8	364	848970	1.64	849730	4.37		....		....	850263	7.02		....
7	7-3/8	365	848971	5.73		....		....		....	850264	0.61		....
7-1/4	7-5/8	366	848972	6.23		....		....		....	850265	2.39		....
7-1/2	7-7/8	367	848973	4.83		....		....		....	850266	8.78		....
7-3/4	8-1/8	368	848974	6.42		....		....		....	850267	2.34		....
8	8-3/8	369	848975	6.67		....		....		....	850268	9.24		....
8-1/4	8-5/8	370	848976	6.69		....		....		....	850269	9.70		....
8-1/2	8-7/8	371	848977	6.76		....		....		....	850270	2.77		....
8-3/4	9-1/8	372	848978	2.72		....		....		....	850271	2.82		....
9	9-3/8	373	848979	4.75		....		....		....	850272	10.35		....
9-1/4	9-5/8	374	848980	4.96		....		....		....	850273	2.93		....
9-1/2	9-7/8	375	848981	2.86		....		....		....	850274	3.28		....
9-3/4	10-1/8	376	848982	1.50		....		....		....	850275	3.36		....
10	10-3/8	377	848983	2.90		....		....		....	850276	12.38		....
10-1/2	10-7/8	378	848984	7.03		....		....		....		....		....

Prices subject to change without notice. **ASK FOR QUANTITY DISCOUNT**

O-RINGS AND BACKUP WASHERS

1/4 CROSSECTION (.275)



O-RINGS & WASHERS BUNA RUBBER | **URETHANE** | **TEFLON TFE WASHERS**

– SIZE – Rod Size Inches	Bore Size Inches	1/4 DIA. Part Number	Baum #	O-Ring 70 Duro Price Per Ea	Baum #	O-Ring 90 Duro Price Per Ea	Baum #	Quad O-RING 70 Duro Price Per Ea	Baum #	Square 70 Duro Price Per Ea	Baum #	Parbak Backup Washers Price Per Ea	Baum #	Solid Backup Washers Price Per Ea	Baum #	Spiral Backup Washers Price Per Ea	Baum #	Solid Backup Washers Price Per Ea
4-1/2	5	425	849002	$2.93	849794	$3.18	427198	$....	883648	$10.41	850295	$ 7.42	299556	$11.78	400712	$40.66	400256	$12.42
4-5/8	5-1/8	426	849003	3.14		....		....	883650	6.74	850296	7.95	299558	4.40		....		....
4-3/4	5-1/4	427	849004	3.23		....		....	883652	7.77	850297	8.48	299560	4.75		....		....
4-7/8	5-3/8	428	849005	3.07		....		....		....	850298	4.25		....		....		....
5	5-1/2	429	849006	3.31		....	427206	6.11	883656	0.83	850299	9.27	299564	6.45		....		....
5-1/8	5-5/8	430	849007	3.03		....		....	883658	0.23	850300	4.60		....		....		....
5-1/4	5-3/4	431	849008	3.42		....		....	883660	7.76	850301	9.94		....		....		....
5-3/8	5-7/8	432	849009	1.63		....		....		....	850302	10.33		....		....		....
5-1/2	6	433	849010	3.42	849810	4.80		....	883666	7.17	850303	11.03	299572	7.23		....		....
5-5/8	6-1/8	434	849011	1.77		....		....		....	850304	11.38		....		....		....
5-3/4	6-1/4	435	849012	4.03		....		....	883668	8.69	850305	11.67		....		....		....
5-7/8	6-3/8	436	849013	1.79		....		....		....	850306	6.65		....		....		....
6	6-1/2	437	849014	5.49		....		....	883670	9.29	850307	12.72		....		....		....
6-1/4	6-3/4	438	849015	5.49		....		....	883674	9.85	850308	13.62		....		....		....
6-1/2	7	439	849016	5.57		....		....		....	850309	14.88		....		....		....
6-3/4	7-1/4	440	849017	5.74		....		....		....	850310	7.09		....		....		....
7	7-1/2	441	849018	6.67		....		....		....	850311	7.35		....		....		....
7-1/4	7-3/4	442	849019	6.67		....		....		....	850312	15.81		....		....		....
7-1/2	8	443	849020	5.49		....		....		....	850313	17.17		....		....		....
7-3/4	8-1/4	444	849021	2.79		....	427236	....		....	850314	7.75		....		....		....
8	8-1/2	445	849022	6.35		....		....		....	850315	3.18		....		....		....
8-1/2	9	446	849023	6.45		....		....		....	850316	19.16		....		....		....
9	9-1/2	447	849024	6.87		....		....		....	850317	9.19		....		....		....
9-1/2	10	448	849025	8.89		....		....		....	850318	9.38		....		....		....
10	10-1/2	449	849026	3.11		....		....		....	850319	13.67		....		....		....
10-1/2	11	450	849027	8.89		....		....		....	850320	13.64		....		....		....

O-RINGS
FOR O-RING THREAD ADAPTERS

Thread Size	I.D	O.D.	Part #	Baum #	O-Ring 70 Price Per Ea	Baum #	O-Ring 90 Price Per Ea
- -	.185	.297	901	849053	$0.04	850326	$0.03
5/16	.239	.367	902	CB3565	0.10	850327	....
3/8	.301	.429	903	849055	0.23	850328	0.15
7/16	.351	.495	904	849056	0.06	850329	0.10
1/2	.414	.558	905	849057	0.11	850330	0.20
9/16	.468	.624	906	849058	0.11	850331	0.15
5/8	.530	.694	907	849059	0.07	850332	0.12
3/4	.644	.818	908	849060	0.12	850323	0.17
13/16	.706	.900	909	CB3570	0.17		....
7/8	.755	.949	910	849062	0.22	850324	0.31
1-1/16	.924	1.156	912	849064	0.26	850325	0.37
- -	.986	1.218	913	849065	0.34	850333	0.41
1-3/16	1.047	1.279	914	CB3200	0.95	850334	0.34
1-5/16	1.171	1.403	916	849067	0.29	850335	0.26
1-1/2	1.355	1.587	918	849068	0.28		....
1-5/8	1.475	1.711	920	849069	0.51	850336	0.71
1-7/8	1.720	1.956	924	849070	0.57	850337	0.76
2-1/4	2.090	2.326	928	849071	0.13	850339	0.70
2-1/2	2.337	2.573	932	849072	0.52		....

ASK FOR QUANTITY DISCOUNT *Prices subject to change without notice.*

 © Baum Hydraulics Corporation

TEFLON TFE RINGS, T SEALS & PSP NYLON SEALS

1/8 CROSSECTION

Family is: I.D. Ring

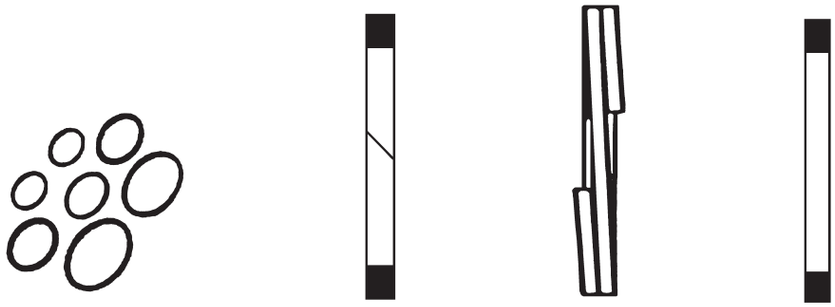

1/8 CROSSECTION			TEFLON TFE WASHERS					
--Size-- Rod Size Inches	--Size-- Bore Size Inches	1/8 DIA. Part #	Baum #	Split Backup Washers Price Per Pc	Baum #	Spiral Backup Washers Price Per Pc	Baum #	Solid Backup Washers Price Per Pc
3/4	1	210	- - - - -	$....	400532	$6.98	- - - - -	$....
13/16	1-1/16	211	400914	2.08	400534	10.34	400132	0.75
7/8	1-1/8	212	400916	1.35	400536	10.42	- - - - -	....
15/16	1-3/16	213	400918	0.94	400538	1.28	400136	0.25
1	1-1/4	214	400920	1.12	400540	10.35	- - - - -	....
1-1/16	1-5/16	215	400922	1.01	- - - - -	....	400140	1.01
1-1/8	1-3/8	216	400924	1.41	400544	11.04	- - - - -	....
1-3/16	1-7/16	217	400926	1.10	- - - - -	....	400144	1.01
1-1/4	1-1/2	218	400928	4.12	400548	11.15	- - - - -	....
1-3/8	1-5/8	220	400932	1.40	400552	5.87	- - - - -	....
1-7/16	1-11/16	221	400934	0.37	400554	1.47	- - - - -	....
1-1/2	1-3/4	222	400936	1.41	400556	8.16	400154	1.28
1-5/8	1-7/8	223	- - - - -	....	400558	11.33	400156	1.60
1-3/4	2	224	400940	1.74	400560	6.71	- - - - -	....
1-7/8	2-1/8	225	- - - - -	....	400562	6.71	400160	1.81
2	2-1/4	226	400944	2.89	- - - - -	....	400162	1.81
2-1/8	2-3/8	227	- - - - -	....	- - - - -	....	400164	1.81
2-1/4	2-1/2	228	400948	3.83	400570	14.46	- - - - -	....
2-3/8	2-5/8	229	- - - - -	....	- - - - -	....	400168	1.97
2-1/2	2-3/4	230	400952	5.95	400574	15.55	400170	2.08
2-5/8	2-7/8	231	- - - - -	....	- - - - -	....	400172	2.29
2-3/4	3	232	- - - - -	....	400576	10.41	- - - - -	....
3	3-1/4	234	- - - - -	....	400580	17.03	400178	2.40
3-1/4	3-1/2	236	- - - - -	....	400584	12.42	400182	28.41
3-1/2	3-3/4	238	- - - - -	....	400588	....	400186	2.56
3-5/8	3-7/8	239	- - - - -	....	- - - - -	....	400188	2.61
3-3/4	4	240	- - - - -	....	400592	....	400190	9.44
3-7/8	4-1/8	241	- - - - -	....	- - - - -	....	400192	0.87
4	4-1/4	242	- - - - -	....	400596	....	400194	3.25
4-1/4	4-1/2	244	- - - - -	....	400600	....	400198	4.05
4-1/2	4-3/4	246	- - - - -	....	400604	17.05	400202	4.32
4-3/4	5	248	400947	....	- - - - -	....	- - - - -	....

Prices subject to change without notice. **ASK FOR QUANTITY DISCOUNT**

TEFLON TFE RINGS, T SEALS & PSP NYLON SEALS

1/8 CROSSECTION (.139)

Family is: I.D. Ring

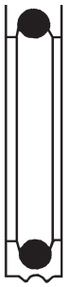

1/8 CROSSECTION			T SEALS REPLACES O-RING & NO BACKUP						PSP URETHANE SEALS Replaces o-ring use with Backups for wider grovves		
--Size-- Rod Size Inches	--Size-- Bore Size Inches	1/8 DIA. Baum #	Piston Type Part #	Baum #	Price Per Ea	Rod type Part #	Buam #	Price Per Ea	Part #	Baum #	Price Per Ea
1/2	3/4	206	TP007-206	814280	$5.11	TR006-206	814426	$1.26	PSP-206	809004	$3.04
5/8	7/8	208	TP009-208	814284	1.20	TR008-208	814430	17.10	- - - - -	- - - - -	....
3/4	1	210	TP011-210	814288	7.56	TR010-210	814434	4.67	PSP-210	809012	6.15
13/16	1-1/16	211	TP012-211	814290	28.63	- - - - -	- - - - -	....	- - - - -	- - - - -	....
7/8	1-1/8	212	TP013-212	814292	4.93	TR012-212	814438	5.02	PSP-212	- - - - -	....
1	1-1/4	214	TP015-214	814296	....	TR014-214	814442	....	PSP-214	809018	14.86
1-1/16	1-5/16	215	TP016-215	814298	1.67	- - - - -	- - - - -	....	- - - - -	- - - - -	....
1-1/8	1-3/8	216	TP017-216	814300	24.09	TR016-216	814446	1.65	PSP-216	809024	10.48
1-3/16	1-7/16	217	TP018-217	814302	6.25	TR017-217	814448	1.68	- - - - -	- - - - -	....
1-1/4	1-1/2	218	TP019-218	814304	....	- - - - -	- - - - -	....	PSP-218	809028	10.51
1-5/16	1-9/16	219	TP020-219	814306	6.77	TR019-219	814452	1.80	- - - - -	- - - - -	....
1-3/8	1-5/8	220	TP021-220	814308	2.05	TR020-220	814454	1.83	PSP-220	809032	8.71
1-7/16	1-11/16	221	- - - - -	- - - - -	....	TR021-221	814455	7.37	- - - - -	- - - - -	....
1-1/2	1-3/4	222	TP022-222	814310	....	TR022-222	814456	5.56	PSP-222	809034	11.90

MODULAR BACKUP SEALS

Rod Size Inches	Bore Size Inches	Part #	Baum #	Price Per Ea	Rod Size Inches	Bore Size Inches	Part #	Baum #	Price Per Ea
1	1-1/4	**12501000-MB**	**812412**	**$....**	1	1-1/2	**25001000-MB**	**812460**	**$....**
1-1/4	1-1/2	**12501250-MB**	**812414**	**....**	1-1/2	2	**25001500-MB**	**812468**	**33.69**
1-1/2	1-3/4	**12501500-MB**	**812417**	**....**	1-3/4	2-1/4	**25001750-MB**	**812470**	**....**
1	1-3/8	**18701000-MB**	**812424**	**....**	2	2-1/2	**25002000-MB**	**812474**	**....**
2	2-3/8	**18702000-MB**	**812432**	**....**	3	3-1/2	**25003000-MB**	**812484**	**....**
3	3-3/8	**18703000-MB**	**812442**	**....**	4	4-1/2	**25004000-MB**	**812492**	**....**
5/8	1-1/8	**25000625-MB**	**812454**	**....**	5	6	**50005000-MB**	**812700**	**....**

ASK FOR QUANTITY DISCOUNT ***Prices subject to change without notice.***

 © Baum Hydraulics Corporation

TEFLON TFE RINGS, T SEALS & PSP NYLON SEALS

3/16 CROSSECTION (.210)

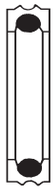

3/16 CROSSECTION			TEFLON TFE WASHERS						PSP URETHANE		
--Size-- Rod Size Inches	--Size-- Bore Size Inches	3/16 DIA. Baum #	Baum #	Split Backup Washer Price Per Ea	Baum #	Spiral Backup Washer Price Per Ea	Baum #	Solid Backup Washer Price Per Ea	Part #	Baum #	Price Per Ea
1-1/2	1-7/8	325	400957	$3.45	400662	$8.10	400206	$1.71	- - - - -	- - - - -	....
1-5/8	2	326	400958	4.15	400664	21.99	- - - - -	....	PSP-326	809040	13.78
1-3/4	2-1/8	327	400959	4.50	400666	17.18	- - - - -	....	- - - - -	- - - - -	....
1-7/8	2-1/4	328	400960	4.90	400668	2.48	- - - - -	....	PSP-328	809044	15.10
2	2-3/8	329	400962	5.29	- - - - -	....	400214	2.19	PSP-329	809046	16.22
2-1/8	2-1/2	330	400964	5.06	400672	17.64	- - - - -	....	PSP-330	809048	17.07
2-1/4	2-5/8	331	400966	5.63	400674	10.83	400218	2.67	- - - - -	- - - - -	....
2-3/8	2-3/4	332	400968	10.51	400676	11.18	400220	2.72	PSP-332	809052	20.15
2-1/2	2-7/8	333	400970	4.00	400678	3.43	- - - - -	....	- - - - -	- - - - -	....
2-5/8	3	334	400972	6.26	400680	26.51	- - - - -	....	PSP-334	809056	22.46
2-3/4	3-1/8	335	- - - - -	....	- - - - -	....	- - - - -	....	PSP-335	809058	28.53
2-7/8	3-1/4	336	400976	6.66	- - - - -	....	- - - - -	....	PSP-336	809060	32.66
3	3-3/8	337	400978	0.96	- - - - -	....	400230	3.73	PSP-337	809062	37.85
3-1/8	3-1/2	338	400980	7.05	400688	28.22	- - - - -	....	PSP-338	809064	26.40
3-1/4	3-5/8	339	- - - - -	....	- - - - -	....	- - - - -	....	PSP-339	809066	40.73
3-3/8	3-3/4	340	400984	5.51	- - - - -	....	- - - - -	....	PSP-340	809068	21.18
3-1/2	3-7/8	341	400986	7.65	- - - - -	....	400238	4.37	- - - - -	- - - - -	....
3-5/8	4	342	400988	8.03	400696	18.27	- - - - -	....	PSP-342	809072	31.32
3-3/4	4-1/8	343	- - - - -	....	400698	5.55	- - - - -	....	- - - - -	- - - - -	....
3-7/8	4-1/4	344	- - - - -	....	- - - - -	....	- - - - -	....	PSP-344	809076	22.93
4	4-3/8	345	400994	5.57	- - - - -	....	400246	4.96	- - - - -	- - - - -	....
4-1/8	4-1/2	346	- - - - -	....	- - - - -	....	- - - - -	....	PSP-346	809080	52.62
4-3/8	4-3/4	348	401000	6.33	- - - - -	....	400252	5.55	PSP-348	809084	16.65
4-5/8	5	350	- - - - -	....	- - - - -	....	- - - - -	....	PSP-350	809088	50.74

Prices subject to change without notice. **ASK FOR QUANTITY DISCOUNT**

TEFLON TFE RINGS, T SEALS & PSP NYLON SEALS

3/16 CROSSECTION			T SEALS REPLACES					
--Size-- Rod Size Inches	--Size-- Bore Size Inches	3/16 DIA. Baum #	Piston Type Part #	Baum #	Price Per Ea	Rod Type Part #	Baum #	Price Per Ea
1-1/2	1-7/8	325	TP023-325	814312	$....	TR023-325	814460	$....
1-5/8	2	326	TP024-326	814314	....	TR024-326	814461	8.53
1-3/4	2-1/8	327	- - - - -	- - - - -	....	TR025-327	811462	30.04
1-7/8	2-1/4	328	TP026-328	814318	....	TR026-328	814464	9.59
2	2-3/8	329	TP027-329	814320	....	TR027-329	814468	8.23
2-1/8	2-1/2	330	TP028-330	814322	....	TR028-330	814470	20.39
2-1/4	2-5/8	331	TP029-331	814324	11.65	TR029-331	814471	11.78
2-3/8	2-3/4	332	TP030-332	814326	26.77	TR030-332	814472	11.20
2-1/2	2-7/8	333	TP031-333	814328	12.48	TR031-333	814476	12.34
2-5/8	3	334	TP032-334	814330	....	TR032-334	814478	....
2-3/4	3-1/8	335	TP033-335	814334	13.55	TR033-335	814480	14.11
2-7/8	3-1/4	336	TP034-336	814338	....	TR034-336	814482	....
3	3-3/8	337	- - - - -	- - - - -	....	TR035-337	814484	13.22
3-1/8	3-1/2	338	TP035-338	814346	....	TR036-338	814483	16.18
3-1/4	3-5/8	339	- - - - -	- - - - -	....	TR037-339	814485	....
3-3/8	3-3/4	340	TP037-340	814350	54.09	TR038-340	814486	....
3-1/2	3-7/8	341	- - - - -	- - - - -	....	TR039-341	814492	19.24
3-5/8	4	342	TP039-342	814362	....	- - - - -	- - - - -	....
3-3/4	4-1/8	343	TP040-343	814356	11.83	- - - - -	- - - - -	....
3-7/8	4-1/4	344	TP041-344	814358	69.29	- - - - -	- - - - -	....
4-1/8	4-1/2	346	TP043-346	814352	....	- - - - -	- - - - -	....
4-3/8	4-3/4	348	TP045-348	814361	35.76	- - - - -	- - - - -	....
4-1/2	4-7/8	349	TP046-349	814363	....	TR047-349	814504	8.04
4-5/8	5	350	TP047-350	814365	....	- - - - -	- - - - -	....

 © Baum Hydraulics Corporation

METRIC O-RINGS
70 DUROMETER NITRILE RUBBER

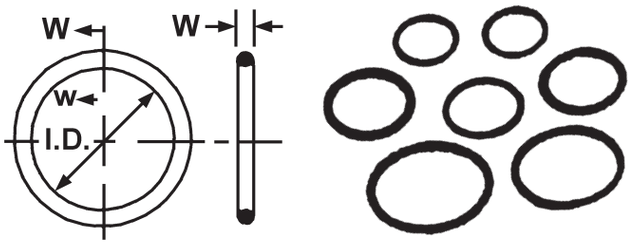

Part # I.D. X O.D.	Baum #	Pkg Qty.	Price Per Ea
1.00mm Cross Section			
M3x5	429610	40	$0.02
M4x6	429710	40	0.02
M5x7	429820	40	0.02
M6x8	428002	40	....
M12x14	430600	30	0.05
M13x15	430720	30	0.24
M14x16	430850	30	0.21
M15x17	430940	30	0.21
M16x18	431080	25	0.21
M18x20	431310	25	0.14
M20x22	431500	25	0.29
1.50mm Cross Section			
M3x6	429620	40	0.21
M3.5x6.5	429680	40	0.21
M4x7	429720	40	0.29
M5x8	429840	40	0.06
M6x9	429930	40	0.14
M7x10	430020	40	0.09
M8x11	430130	40	0.36
M9x12	430280	40	0.14
M10x13	430390	30	0.14
M12x15	430610	30	0.14
M15x18	430950	30	0.14
M18x21	431320	25	0.19
M19x22	431420	25	0.04
M20x23	431520	25	0.26
M24x27	431940	20	0.55
M27x30	432240	15	0.34
M35x38	432830	10	0.43
M41x44	433340	10	0.53
2.00mm Cross Section			
M4x8	429740	40	$0.11
M5x9	429850	40	0.05
M6x10	429940	40	0.08
M7x11	430030	40	....
M9x13	430290	40	0.36
M10x14	430400	30	0.07

Part # I.D. X O.D.	Baum #	Pkg Qty.	Price Per Ea
2.00mm Cross Section Contd'			
M13x17	430750	30	$0.07
M14x18	430870	30	0.21
M15x19	430960	30	0.12
M17x21	431210	25	0.19
M18x22	431330	25	0.19
M20x24	- - - - -	25	....
M21x25	431650	20	0.29
M22x26	431730	20	0.23
M28x32	432340	15	0.94
M30x34	432460	15	0.62
M36x40	432950	10	0.62
M42x46	433420	10	0.46
M48x52	433890	10	0.60
M70x74	435070	5	0.83
M75x79	435300	5	1.03
M80x84	435550	3	2.23
M120x124	436740	3	1.58
2.50 mm Cross Section			
M5x10	429860	40	$0.36
M6x11	429950	40	0.14
M7x12	430040	40	0.13
M8x13	430170	40	0.14
M9x14	430300	40	0.14
M10x15	430420	30	0.21
M11x16	430520	30	0.20
M12x17	430640	30	0.25
M13x18	430760	30	0.13
M14x19	430880	30	0.26
M15x20	430970	30	0.21
M16x21	431120	25	0.21
M17x22	431220	25	0.34
M18x23	431340	25	0.23
M20x25	431540	25	0.31
M21x26	431660	20	0.34
M22x27	431740	20	0.29
M23x28	431850	20	0.29
M24x29	431960	20	0.85
M25x30	432050	20	0.40

Part # I.D. X O.D.	Baum #	Pkg Qty.	Price Per Ea
2.50mm Cross Section Contd'			
M26x31	432180	15	$0.46
M27x32	432260	15	0.37
M28x33	432350	15	0.34
M32x37	432640	10	0.50
M34x39	432790	10	0.43
M36x41	432960	10	0.83
M37x42	433050	10	0.48
M39x44	433190	10	0.91
M40x45	433270	10	0.50
M42x47	433430	10	0.53
M43x48	433500	10	0.55
M44x49	433560	10	0.53
M45x50	433660	10	1.03
M47x52	433830	10	0.60
M48x53	433900	10	1.03
M50x55	434030	10	1.25
M55x60	434320	10	1.50
M90x95	435910	3	2.59
M94x99	436000	3	1.46
3.00mm Cross Section			
M5x11	429870	40	$0.36
M6x12	429960	40	0.08
M9x15	430310	40	0.17
M10x16	430430	30	0.28
M12x18	430650	30	0.19
M13x19	430770	30	0.24
M14x20	430890	30	0.24
M16x22	431130	25	0.55
M18x24	431350	25	0.38
M19x25	431450	25	0.30
M20x26	431550	25	0.40
M21x27	431670	20	0.50
M22x28	431750	20	0.33
M23x29	431860	20	0.55
M24x30	431970	20	0.51
M25x31	432060	20	0.40
M26x32	432190	15	0.27
M27x33	432270	15	0.23

Prices subject to change without notice. **ASK FOR QUANTITY DISCOUNT**

METRIC O-RINGS
70 DUROMETER NITRILE RUBBER

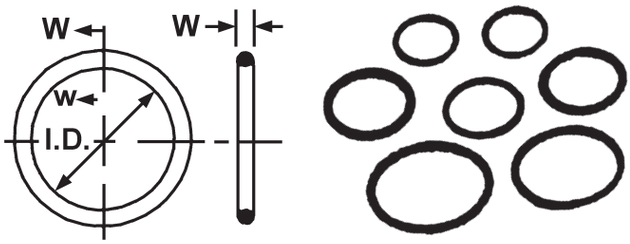

Part # I.D. X O.D.	Baum #	Pkg Qty.	Price Per Ea
3.00mm Cross Section Contd'			
M28x34	432360	15	$0.42
M29x35	432415	15	0.46
M30x36	432480	15	0.52
M31x37	432570	10	0.54
M32x38	432650	10	0.29
M34x40	432800	10	0.54
M38x44	433130	10	0.98
M39x45	433200	10	0.72
M40x46	433280	10	0.67
M41x47	433370	10	0.60
M42x48	433440	10	1.51
M43x49	433510	10	0.58
M44x50	433570	10	0.89
M45x51	433670	10	0.84
M46x52	433750	10	0.65
M47x53	433840	10	0.65
M48x54	433910	10	0.65
M49x55	433960	10	0.65
M50x56	434040	10	0.91
M52x58	434150	10	1.37
M54x60	434240	10	1.08
M55x61	434330	10	1.37
M56x62	434400	10	0.59
M57x63	434450	10	1.46
M58x64	434520	10	1.44
M68x74	435010	5	0.98
M70x76	435080	5	1.41
M71x77	435130	5	1.08
M72x78	435160	5	2.16
M74x80	435260	5	0.97
M75x81	435320	5	1.59
M79x85	435490	5	2.35
M88x94	435830	5	2.69
M90x96	435830	3	2.69
M94x100	436010	3	1.55
M95x101	436060	3	2.74
M100x106	436260	3	2.93
M105x111	436380	3	1.49

Part # I.D. X O.D.	Baum #	Pkg Qty.	Price Per Ea
3.00mm Cross Section Contd'			
M110x116	436470	3	$4.11
M135x141	437120	3	3.55
M185x191	437920	3	4.06
M280x286	438400	3	0.25
3.50 mm Cross Section			
M8x15	430190	40	$0.17
M9x16	430320	40	0.19
M10x17	430440	30	0.19
M13x20	430780	30	0.24
M25x32	432080	20	0.47
M29x36	432420	15	0.48
M30x37	432490	15	0.16
M31x38	432580	10	0.54
M33x40	4327405	10	0.77
M45x52	433680	10	0.72
M47x54	433850	10	0.77
M50x57	434050	10	1.91
M58x65	434530	10	1.51
M63x70	434780	5	2.70
M75x82	435330	5	1.34
4.00mm Cross Section			
M8x16	430200	40	$0.14
M12x20	430670	30	0.21
M15x23	431010	30	0.29
M17x25	431250	25	0.40
M19x27	431460	25	0.36
M20x28	431570	25	....
M22x30	431770	20	0.50
M23x31	431880	20	0.86
M24x32	431990	20	0.41
M30x38	432500	15	0.48
M34x42	432815	10	0.60
M35x43	432890	10	1.01
M38x46	433150	10	1.06
M40x48	433300	10	0.85
M42x50	433460	10	1.61
M43x51	433530	10	0.77

Part # I.D. X O.D.	Baum #	Pkg Qty.	Price Per Ea
4.00mm Cross Section Contd'			
M44x52	433590	10	$0.77
M50x58	434060	10	1.03
M51x59	434110	10	0.86
M52x60	434170	10	0.86
M60x68	434650	10	0.55
M70x78	435100	5	1.67
M72x80	435180	5	0.52
M75x83	435340	5	2.74
M76x84	435400	5	1.42
M78x86	435460	5	4.08
M90x98	435940	3	2.39
M95x103	436080	3	1.78
M100x108	436270	3	1.78
M112x120	436540	3	1.97
M120x128	436780	3	5.76
M125x133	436900	3	2.04
5.00mm Cross Section			
M18x28	431380	25	$0.43
M22x32	431780	20	1.22
M25x35	432100	20	0.53
M28x38	432390	15	0.67
M30x40	432510	15	0.67
M33x43	432750	10	Call
M35x45	432900	10	1.41
M40x50	433320	10	2.35
M48x58	433930	10	1.08
M50x60	434070	10	3.52
M68x78	435030	5	1.54
M95x105	436090	3	3.94
M100x110	436280	3	2.21
M130x140	437010	3	5.28
M150x160	437370	3	5.11
M160x170	437530	3	7.13
M170x180	437720	3	3.96
M175x185	437810	3	2.11
6.00mm Cross Section			
M25x37	432110	20	$1.56
M95x107	436100	3	3.29

ASK FOR QUANTITY DISCOUNT *Prices subject to change without notice.*

 © Baum Hydraulics Corporation

CAST IRON PISTON RING

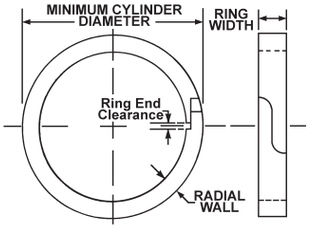

CAST IRON PISTON RINGS FOR HYDRAULIC CYLINDER

Part Number is: CIPR - Bore Size - Width

STEP CUT

Part #	Baum #	Radial Wall Thickness +-.0075	End Gap +-.005	Price Per Ea
CIPR-1500-123	CB0010	.0595	.010	$18.26
CIPR-1750-123	CB0020	.0675	.010	16.38
CIPR-2000-125	CB0030	.0675	.010	17.93
CIPR-2000-093	CB0040	.0675	.010	....
CIPR-2250-186	CB0050	.0775	.010	34.21
CIPR-2500-125	CB0060	.08295	.010	20.59
CIPR-2500-186	CB0070	.08295	.010	17.74
CIPR-2500-248	CB0080	.1105	.010	15.56
CIPR-2750-186	CB0100	.0985	.010	33.87
CIPR-3000-187	CB0110	.1025	.010	21.53
CIPR-3000-248	CB0130	.1025	.010	11.46
CIPR-3250-123	CB0140	.1105	.010	15.26
CIPR-3250-186	CB0150	.1105	.010	23.29
CIPR-3500-124	CB0160	.1165	.010	18.08
CIPR-3500-248	CB0170	.1105	.010	18.37
CIPR-3500-186	CB0180	.1165	.010	23.29
CIPR-3625-186	CB0190	.1195	.010	8.49
CIPR-3750-248	CB0200	.1225	.010	5.33
CIPR-3750-186	CB0210	.1225	.010	....
CIPR-3750-187	848012	.1225	.010	4.44
CIPR-4000-248	CB0220	.1475	.010	22.85
CIPR-4000-186	CB0230	.1345	.010	17.25
CIPR-4250-248	CB0240	.1425	.010	7.98
CIPR-4500-310	CB0250	.1525	.010	10.23
CIPR-4500-248	CB0260	.1525	.010	43.29
CIPR-4500-186	CB0270	.1525	.010	19.20
CIPR-5000-186	CB0280	.1675	.010	26.39
CIPR-5000-248	CB0290	.1475	.015	25.91

Part #	Baum #	Radial Wall Thickness +-.0075	End Gap +-.005	Price Per Ea
CIPR-5000-310	CB0310	.1675	.015	$26.01
CIPR-5000-372	CB0320	.1675	.015	9.37
CIPR-5250-248	CB0330	.1675	.015	23.85
CIPR-5250-312	CB0340	.1735	.015	17.63
CIPR-5500-310	CB0350	.1825	.015	44.91
CIPR-5500-186	CB0360	.1935	.015	27.20
CIPR-5500-248	CB0370	.1825	.015	27.25
CIPR-5540-185	CB3254	.1875	.015	25.43
CIPR-6000-248	CB0390	.1500	.010	42.44
CIPR-6000-311	CB0400	.1895	.015	35.07
CIPR-6000-372	CB0410	.1895	.015	16.32
CIPR-6250-248	CB0222	.2095	.015	12.99
CIPR-6500-248	CB0430	.2185	.015	12.99
CIPR-6750-248	CB0450	.1825	.015	30.25
CIPR-7000-248	CB0460	.1500	.015	11.97
CIPR-7000-311	CB0470	.2355	.015	78.58
CIPR-7250-248	CB0490	.1675	.010	32.76
CIPR-7500-310	CB0500	.2175	.015	10.19
CIPR-8000-310	CB0540	.2175	.015	21.92
CIPR-8000-434	CB3258	.2625	.015	71.66
CIPR-8000-375	CB0570	.2675	.015	30.07
CIPR-8125-437	CB3262	.2675	.015	38.72
CIPR-8500-310	CB0590	.2175	.015	19.10
CIPR-9000-373	CB0610	.3015	.015	30.42
CIPR-9000-310	CB3266	.3015	.015	74.54
CIPR-9250-248	CB3268	.1675	.010	40.68
CIPR-9500-310	CB0640	.3125	.015	61.62
CIPR-9500-248	CB0650	.3245	.015	55.69

Prices subject to change without notice. **ASK FOR QUANTITY DISCOUNT**

PISTON CUPS

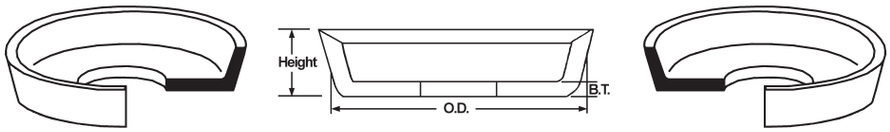

All Piston Cups are Solid with a center pinhole, except as noted.

PARKER THINWALL/STANDARD MOLYTHANE PISTON CUPS

Thinwall piston cups are especially suitable where low friction is required at light pressures.

Molythane provides excellent abrasion resistance under extreme conditions-to 10,000 PSI or rough cylinder bore.

Standard Fab/Rub Piston Cups (No Hole) 2500 PSI

Bore Size O.D. Inches	Part #	Baum #	Lip Height	Base Thick-ness	Price Per Ea
1	CSDR-1000-437	813081	7/16	.0937	$3.03
1-1/8	CSDR-1125-437	813082	7/16	.0937	12.53
1-1/4	CSDR-1250-437	813083	7/16	.0937	13.08
1-1/2	CSDR-1500-500	813084	1/2	.125	15.45
1-3/4	CSDR-1750-500	813085	1/2	.125	24.38
2	CSDR-2000-500	813086	1/2	.125	26.14
2-1/4	CSDR-2250-500	813087	1/2	.125	27.27
2-3/8	CSDR-2375-500	813088	1/2	.125	27.27
2-1/2	CSDR-2500-500	813089	1/2	.125	27.17
2-5/8	CSDR-2625-500	813090	1/2	.125	3.26
2-3/4	CSDR-2750-500	813091	1/2	.125	29.80
3	CSDR-3000-625	813092	5/8	.1562	34.79
3-1/2	CSDR-3500-000F	FB0230	5/8	- - - - -	38.75
3-3/4	CSDR-3750-625	813093	5/8	.1562	52.24
4	CSDR-4000-625	813094	5/8	.1562	49.12
4-1/2	CSDR-4500-625	813095	5/8	.1562	56.64
4-3/4	CSDR-4750-750	813898	3/4	3/164	9.05
5	CSDR-5000-750	813096	3/4	.1875	74.77
5-1/4	CSDR-5250-750	813097	3/4	.1875	12.42
5-1/2	CSDR-5500-750	813099	3/4	.1875	10.54
6-3/4	CSDR-6000-750	813098	3/4	.1875	111.87

CT= Thinwall
CS= Standard

Bore Size O.D. Inches	Part #	Baum #	Lip Height	Base Thick-ness	Price Per Ea
1-1/8	CT-1125-437	813004	7/16	3/32	....
1-5/8	CT-1625-437	813014	7/16	3/32	....
2-1/4	CT-2250-500	813032	1/2	1/8	....
2-3/8	CS-2375-500	812870	1/2	1/8	....
2-5/8	CT-2625-500	813040	1/2	1/8	....
2-7/8	CT-2875-500	813046	1/2	1/8	....
3-1/4	CT-3250-625	813052	5/8	1/8	....
3-1/4	CS-3250-625	812886	5/8	3/16	....
3-3/8	CS-3375-625	812888	5/8	3/16	10.42
5-1/4	CT-5250-750	813074	3/4	1/8	....
5-1/2	CT-5500-750	813076	3/4	1/8	13.47
6-1/2	CS-6500-750	812922	3/4	3/16	28.41

Standard Duck/Rubber Piston Cups with Hole for Farmhand Cylinders

Bore Size O.D. Inches	Part #	Baum #	Lip Height	Base Thick-ness	Price Per Ea
2-1/2	CSDR2500-500	FB0210	1/2	1/8	$26.48
2-1/2	CSDR2500-625	FB0200	5/8	3/16	26.48
3	CSDR3000-750	FB0220	3-3/4	3/16	30.93

 © Baum Hydraulics Corporation

FABRIC REINFORCED, HYTREL, & MOLYTHANE

CHEVRON VEE RINGS & ADAPTERS

NOTE: Exact Measurements of Vees will be slightly different Rod & Bore Sizes - See Drawings on Following Page.

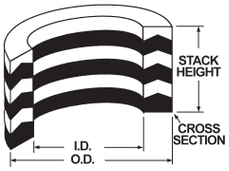

Cross-Section	STACK HEIGHT OF VEE SET: 3 Vees plus Male & Female	4 Vees plus Male & Female	5 Vees plus Male & Female	6 Vees plus Male & Female	7 Vees plus Male & Female	STACK HEIGHT OF PARTS: Female Adapter	Male Adapter	Each Vee	Male plus Female Adapters Only
PRECISION NITRILE & FABRIC & PRECISION HYTREL & PRECISION HARD NYLON ADAPTERS									
1/4	.718	.843	.968	1.093	1.218	233	120	.125	.353
5/16	.843	1.000	1.156	1.312	1.468	259	120	.156	.379
3/8	.968	1.156	1.343	1.531	1.718	287	120	.187	.407
1/2	1.218	1.468	1.718	1.968	2.218	341	120	.250	.461
PARKER MOLYTHANE									
1/4	.625	.750	.875	1.000	1.250	- -	- -	.125	.250
5/16	.783	.939	1.100	1.252	1.409	- -	- -	.157	.313
3/8	.938	1.125	1.313	1.500	1.688	- -	- -	.188	.375
1/2	1.250	1.500	1.750	2.000	2.250	- -	- -	.250	.500
5/8	1.690	2.025	2.362	2.700	3.038	- -	- -	.338	.675
3/4	1.875	2.250	2.625	3.000	3.375	- -	- -	.375	.750

NOTE: Stack heights include male & female adapters plus Vee Rings. Vee Rings and Adapters can be replaced with u-ring of corresponding dimensions.

PRECISION
Fabric & Rubber
Vee Suffix VDR Nylon
Male Adapt. Suffix MDR
Female Adapt. Suffix FDR

For Rod Size Inches	For Bore Size Inches	Cross Seciton	Vee Ring #	Baum #	Price Per Ea
1/2	7/8	3/16	18700500-VDR	855314	$3.30
1/2	1	1/4	25000500-VDR	855479	1.30
5/8	1	3/16	18700625-VDR	855324	0.96
5/8	1-1/8	1/4	25000625-VDR	855488	0.85
3/4	1-1/8	3/16	18700750-VEE	CB3021	41.08
3/4	1-1/4	1/4	25000750-VDR	855508	3.30
13/16	1-5/16	1/4	25000812-VDR	855513	....
7/8	1-1/4	3/16	18700875-VDR	855344	3.30
7/8	1-3/8	1/4	25000875-VEE	CB3052	19.67
7/8	1-1/2	5/16	31200875-VDR	855914	....
1	1-3/8	3/16	18701000-VDR	855354	3.30
1	1-1/2	1/4	25001000-VDR	855528	3.30
1	1-5/8	5/16	31201000-VEE	CB305395	23.25
1	1-3/4	3/8	37501000-VEE	CB3062	30.35
1-1/8	1-1/2	3/16	18701125-VDR	855364	1.61
1-1/8	1-5/8	1/4	25001125-VDR	855538	3.30
1-1/8	1-3/4	5/16	31201125-VDR	855934	2.96
1-1/4	1-3/4	1/4	25001250-VDR	855548	3.30
1-1/4	1-7/8	5/16	31201250-VDR	855944	3.30
1-1/4	2	3/8	37501250-VDR	856334	3.81
1-3/8	1-3/4	3/16	18701375-VEE	CB3023	32.31
1-3/8	1-7/8	1/4	25001375-VDR	855552	3.30
1-3/8	2	5/16	31201375-VDR	855954	3.30
1-1/2	1-7/8	3/16	18701500-VEE	CB3025	42.54
1-1/2	2	1/4	25001500-VDR	855558	3.30

For Rod Size Inches	For Bore Size Inches	Cross Seciton	Vee Ring #	Baum #	Price Per Ea
1-1/2	2-1/8	5/16	31201500-VDR	855964	$3.30
1-1/2	2-1/4	3/8	37501500-VDR	856354	4.11
1-1/2	2-1/2	1/2	50001500-VDR	856754	4.44
1-5/8	2-1/8	1/4	25001625-VDR	863928	4.51
1-5/8	2-1/4	5/16	31201625-VDR	855974	3.30
1-5/8	2-3/8	3/8	37501625-VDR	863994	3.19
1-3/4	2-1/8	3/16	18701750-VEE	CB3030	70.12
1-3/4	2-1/4	1/4	25001750-VDR	855578	3.30
1-3/4	2-3/8	5/16	31201750-VDR	855986	3.30
1-3/4	2-1/2	3/8	37501750-VDR	856374	4.30
1-3/4	2-3/4	1/2	50001750-VDR	856764	4.96
1-7/8	2-3/8	1/4	25001875-VDR	855588	3.30
1-7/8	2-1/2	5/16	31201875-VDR	855996	3.30
2	2-3/8	3/16	18702000-VEE	CB3050	47.97
2	2-1/2	1/4	25002000-VDR	855598	3.30
2	2-5/8	5/16	31202000-VDR	856006	3.30
2	2-3/4	3/8	37502000-VDR	856384	4.48
2	3	1/2	50002000-VDR	856774	5.63
2-1/8	2-5/8	1/4	25002125-VDR	863940	2.61
2-1/8	2-3/4	5/16	31202125-VEE	CB3054	40.68
2-1/4	2-3/4	1/4	25002250-VDR	855618	3.37
2-1/4	2-7/8	5/16	31202250-VEE	CB3056	41.77
2-1/4	3	3/8	37502250-VDR	856394	4.70
2-1/4	3-1/4	1/2	50002250-VDR	856784	10.89
2-3/8	3	5/16	31202375-VEE	CB3055	50.57

Continued on Next Page

FABRIC REINFORCED, HYTREL, & MOLYTHANE

CHEVRON VEE RINGS & ADAPTERS

NOTE: Exact Measurements of Vees will be slightly different Rod & Bore Sizes - See Drawings on Following Page.

PRECISION
Fabric & Rubber
Vee Suffix VDR Nylon
Male Adapt. Suffix MDR
Female Adapt. Suffix FDR

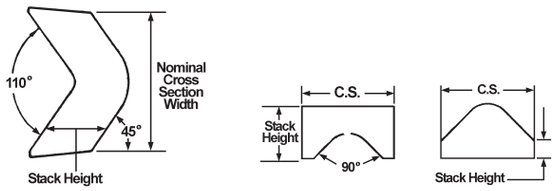

For Rod Size Inches	For Bore Size Inches	Cross Seciton	Vee Ring #	Baum #	Price Per Ea
2-1/2	2-7/8	3/16	18702500-VDR	863910	$0.71
2-1/2	3	1/4	25002500-VDR	855642	3.37
2-1/2	3-1/8	5/16	31202500-VDR	856046	3.37
2-1/2	3-1/4	3/8	37502500-VDR	856414	5.18
2-1/2	3-1/2	1/2	50002500-VDR	856794	6.96
2-5/8	3-1/8	1/4	25002625-VEE	CB3053	49.45
2-5/8	3-1/4	5/16	31202625-VDR	856056	....
2-3/4	3-1/4	1/4	25002750-VDR	855660	3.55
2-3/4	3-3/8	5/16	31202750-VDR	856066	1.99
2-3/4	3-1/2	3/8	37502750-VDR	856434	5.33
2-7/8	3-1/2	5/16	31202875-VDR	863972	3.82
2-7/8	3-5/8	3/8	37502875-VDR	864000	1.55
3	3-1/2	1/4	25003000-VDR	855670	3.55
3	3-3/4	3/8	37503000-VDR	856454	5.63
3	4	1/2	50003000-VDR	856814	7.18
3-1/4	3-5/8	3/16	18703250-VDR	855456	3.55
3-1/4	3-3/4	1/4	25003250-VDR	855680	3.55
3-1/4	4	3/8	37503250-VDR	856464	6.29
3-1/4	4-1/4	1/2	50003250-VDR	856824	7.81
3-3/8	3-7/8	1/4	25003375-VDR	855690	0.61
3-3/8	4	5/16	31203375-VEE	CB3058	46.83
3-1/2	4	1/4	25003500-VDR	855700	4.15
3-1/2	4-1/8	5/16	31203500-VDR	856106	2.55
3-1/2	4-1/4	3/8	37503500-VDR	856474	6.59
3-1/2	4-1/2	1/2	50003500-VDR	856834	8.33
3-3/4	4-1/4	1/4	25003750-VDR	855710	4.15
3-3/4	4-3/8	5/16	31203750-VEE	CB3059	73.29
3-3/4	4-1/2	3/8	37503750-VDR	856494	7.74
3-7/8	4-3/8	1/4	25003875-VDR	855720	1.79
4	4-1/2	1/4	25004000-VDR	855730	4.15
4	4-3/4	3/8	37504000-VDR	856504	7.07

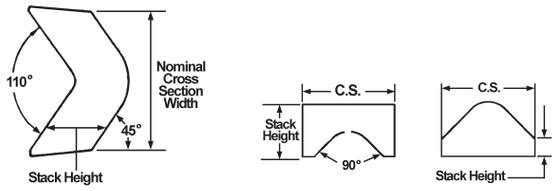

For Rod Size Inches	For Bore Size Inches	Cross Seciton	Vee Ring #	Baum #	Price Per Ea
4	5	1/2	50004000-VDR	856854	$9.74
4-1/4	4-3/4	1/4	25004250-VDR	855734	1.90
4-1/4	5	3/8	37504250-VDR	856514	7.48
4-3/8	5	5/16	31204375-VDR	856134	2.66
4-1/2	5	1/4	25004500-VDR	855740	4.74
4-1/2	5-1/4	3/8	37504500-VDR	856524	7.96
4-1/2	5-1/2	1/2	50004500-VEE	CB3067	109.72
4-3/4	5-3/8	5/16	31204750-VDR	856144	3.03
4-3/4	5-1/2	3/8	37504750-VDR	856534	8.85
5	5-1/2	1/4	25005000-VDR	855750	5.33
5	6	1/2	50005000-VDR	856874	11.00
5-1/4	5-3/4	1/4	25005250-VDR	855754	5.33
5-1/4	6	3/8	37505250-VDR	856554	9.48
5-1/4	6-1/4	1/2	50005250-VDR	864018	9.13
5-1/2	6	1/4	25005500-VDR	855760	6.11
5-1/2	6-1/4	3/8	37505500-VDR	856564	10.03
5-1/2	6-1/2	1/2	50005500-VDR	856894	12.07
5-3/4	6-3/8	5/16	31205750-VDR	856148	3.75
6	6-1/2	1/4	25006000-VDR	855770	6.18
6	6-3/4	3/8	37506000-VDR	856574	6.61
6	7	1/2	50006000-VDR	856914	14.77
6-1/4	7	3/8	37506250-VDR	856854	9.74
6-1/2	7	1/4	25006500-VDR	855780	6.63
6-1/2	7-1/4	3/8	37506500-VDR	856594	2.67
6-1/2	7-1/2	1/2	50006500-VDR	856924	6.74
6-3/4	7-1/2	3/8	37506750-VDR	856604	2.34
7	7-1/2	1/4	25007000-VDR	855790	7.89
7	8	1/2	50007000-VDR	856934	15.96
7-1/2	8	1/4	25007500-VDR	855800	3.61
8	8-1/2	1/4	25008000-VDR	855810	9.11
8	9	1/2	50008000-VEE	CB3070	424.59

ASK FOR QUANTITY DISCOUNT ***Prices subject to change without notice.***

 © Baum Hydraulics Corporation

FABRIC REINFORCED, HYTREL, & MOLYTHANE

CHEVRON VEE RINGS & ADAPTERS

NOTE: Exact Measurements of Vees will be slightly different Rod & Bore Sizes - See Drawings on Following Page.

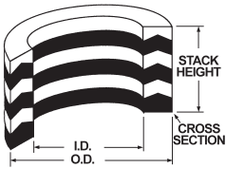

Cross-Section	STACK HEIGHT OF VEE SET: 3 Vees plus Male & Female	4 Vees plus Male & Female	5 Vees plus Male & Female	6 Vees plus Male & Female	7 Vees plus Male & Female	STACK HEIGHT OF PARTS: Female Adapter	Male Adapter	Each Vee	Male plus Female Adapters Only
PRECISION NITRILE & FABRIC & PRECISION HYTREL & PRECISION HARD NYLON ADAPTERS									
1/4	.718	.843	.968	1.093	1.218	233	120	.125	.353
5/16	.843	1.000	1.156	1.312	1.468	259	120	.156	.379
3/8	.968	1.156	1.343	1.531	1.718	287	120	.187	.407
1/2	1.218	1.468	1.718	1.968	2.218	341	120	.250	.461
PARKER MOLYTHANE									
1/4	.625	.750	.875	1.000	1.250	- -	- -	.125	.250
5/16	.783	.939	1.100	1.252	1.409	- -	- -	.157	.313
3/8	.938	1.125	1.313	1.500	1.688	- -	- -	.188	.375
1/2	1.250	1.500	1.750	2.000	2.250	- -	- -	.250	.500
5/8	1.690	2.025	2.362	2.700	3.038	- -	- -	.338	.675
3/4	1.875	2.250	2.625	3.000	3.375	- -	- -	.375	.750

NOTE: Stack heights include male & female adapters plus Vee Rings. Vee Rings and Adapters can be replaced with u-ring of corresponding dimensions.

Hard Nylon
Vee Suffix VNY
Male Adapt. Suffix MNY
Female Adapt. Suffix FNY

For Rod Size Inches	For Bore Size Inches	Cross Seciton	Vee Ring #	Baum #	Price Per Ea
1-1/4	1-3/4	1/4	25001250-VNY	864130	$5.28
2	2-1/2	1/4	25002000-VNY	864190	1.29
2-1/4	3	3/8	37502250-VNY	- - - - - -	...

Molythane
Vee Suffix VP
Male Adapt. Suffix VM
Female Adapt. Suffix VF

For Rod Size Inches	For Bore Size Inches	Cross Seciton	Vee Ring #	Baum #	Price Per Ea
1/2	1	1/4	25000-500-VP	817790	$....
1-3/8	2-1/8	3/8	37501375-VP	818068	....

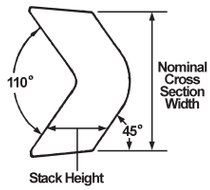

Hytrel
Vee Suffix VHY

For Rod Size Inches	For Bore Size Inches	Cross Seciton	Vee Ring #	Baum #	Price Per Ea
2-1/2	3	1/4	25002500-VNY	864210	$1.62
2-1/2	3-1/8	5/16	31202500-VNY	864380	7.87
2-3/4	3-1/4	1/4	25002750-VNY	864220	1.72
2-3/4	3-1/2	3/8	37502750-VNY	864450	1.98
3	3-1/2	1/4	25003000-VNY	- - - - - -	....
3-1/2	4	1/4	25003500-VNY	864250	1.71
3-3/4	4-1/4	1/4	25003750-VNY	864260	1.84
3-3/4	4-1/2	3/8	37503750-VNY	864480	2.83
4	4-1/2	1/4	25004000-VNY	864270	1.93
4-1/4	5	3/8	37504250-VNY	864490	2.96
4-3/4	5-1/2	3/8	37504750-VNY	864510	3.64
5-1/4	6	3/8	37505250-VNY	864520	5.17

Double Female Adapter on Next Page.

Prices subject to change without notice. **ASK FOR QUANTITY DISCOUNT**

FABRIC REINFORCED, HYTREL, & MOLYTHANE

CHEVRON VEE RINGS & ADAPTERS

NOTE: Exact Measurements of Vees will be slightly different Rod & Bore Sizes - See Drawings on Following Page.

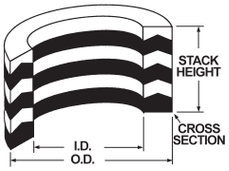

Cross-Section	STACK HEIGHT OF VEE SET: 3 Vees plus Male & Female	4 Vees plus Male & Female	5 Vees plus Male & Female	6 Vees plus Male & Female	7 Vees plus Male & Female	STACK HEIGHT OF PARTS: Female Adapter	Male Adapter	Each Vee	Male plus Female Adapters Only
PRECISION NITRILE & FABRIC & PRECISION HYTREL & PRECISION HARD NYLON ADAPTERS									
1/4	.718	.843	.968	1.093	1.218	233	120	.125	.353
5/16	.843	1.000	1.156	1.312	1.468	259	120	.156	.379
3/8	.968	1.156	1.343	1.531	1.718	287	120	.187	.407
1/2	1.218	1.468	1.718	1.968	2.218	341	120	.250	.461

NOTE: Stack heights include male & female adapters plus Vee Rings. Vee Rings and Adapters can be replaced with u-ring of corresponding dimensions.

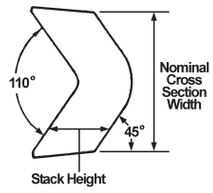

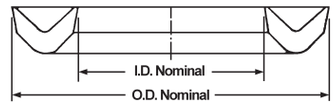

Hytrel
Vee Suffix VHY

For Rod Size Inches	For Bore Size Inches	Cross Seciton	Vee Ring #	Baum #	Price Per Ea
13/16	1-5/16	1/4	25000812-VHY	858945	$3.30
1	1-3/8	3/16	18701000-VHY	858840	3.30
1	1-1/2	1/4	25001000-VHY	858960	5.04
1-1/8	1-5/8	1/4	25001125-VHY	858970	3.30
1-1/4	1-3/4	1/4	25001250-VHY	858980	3.85
1-3/8	2	5/16	25001375-VHY	858990	7.66
1-1/2	2-1/8	5/16	25001500-VHY	859000	3.30
1-1/2	2-1/2	1/2	50001500-VHY	859850	1.06
1-5/8	2-1/4	5/16	31201625-VHY	864034	0.83
1-3/4	2-1/4	1/4	25001750-VHY	859020	4.59
1-3/4	2-1/2	3/8	37501750-VHY	859600	3.30
2	2-1/2	1/4	25002000-VHY	859040	3.52
2	2-5/8	5/16	31202000-VHY	859370	6.85
2	2-3/4	3/8	37502000-VHY	859620	3.41
2-1/4	2-3/4	1/4	25002250-VHY	859060	3.37
2-1/4	2-7/8	5/16	31202250-VHY	864040	2.58
2-1/4	3	3/8	37502250-VHY	864046	....

Hard Nylon
Vee Suffix VNY
Male Adapt. Suffix MNY
Female Adapt. Suffix FNY

For Rod Size Inches	For Bore Size Inches	Cross Seciton	Vee Ring #	Baum #	Price Per Ea
2-1/2	3	1/4	25002500-VHY	859080	$....
2-1/2	3-1/8	5/16	31202500-VHY	859410	3.26
2-1/2	3-1/4	3/8	37502500-VHY	859650	4.00
2-3/4	3-1/4	1/4	25002750-VHY	859100	1.33
2-3/4	3-3/8	5/16	31202750-VHY	859430	1.99
2-3/4	3-1/2	3/8	37502750-VHY	859670	4.81
3	3-1/2	1/4	25003000-VHY	859110	3.67
3	3-3/4	3/8	37503000-VHY	859690	4.18
3	4	1/2	50003000-VHY	860000	4.42
3-1/8	3-1/2	3/16	18703125-VHY	858905	3.63
3-1/4	3-3/4	1/4	25003250-VHY	859120	0.58
3-1/2	4	1/4	25003500-VHY	859140	5.89
3-3/4	4-3/8	5/16	31203750-VHY	859490	4.44
3-3/4	4-1/2	3/8	37503750-VHY	859730	6.59
4	4-1/2	1/4	25004000-VHY	859170	4.15
4-1/4	4-3/4	1/4	25004250-VHY	859180	1.27
4-1/2	5	1/4	25004500-VHY	859190	2.11
4-3/4	5-3/8	5/16	31204750-VHY	859505	5.04
4-3/4	5-1/2	3/8	37504750-VHY	859770	8.85
5	5-1/2	1/4	25005000-VHY	859200	5.33
5	6	1/2	50005000-VHY	860060	6.76
5-1/4	5-3/4	1/4	25005250-VHY	859205	2.28
5-1/2	6	1/4	25005500-VHY	859210	2.48
5-3/4	6-3/8	5/16	31205750-VHY	- - - - - -	....
6	6-1/2	1/4	25006000-VHY	859215	5.44
6-1/2	7	1/4	25006500-VHY	859230	2.47
6-3/4	7-3/8	5/16	31206750-VHY	859515	1.98
7	7-1/2	1/4	25007000-VHY	859240	6.07
7-1/2	8	1/4	25007500-VHY	859250	1.44
8	8-1/2	1/4	25008000-VHY	859255	4.37

Double Female Adapter on Next Page.

 © Baum Hydraulics Corporation

For Bore Size Inhces	Piston Seal Part #	Baum #	Price Per Ea	Cross Section	Depth	Loader Part #
LIGHT DUTY PISTON SEAL						
1/2	PS15000093-156	- - - - -	$....	3/32	5/32	- - - - -
2-1/2	PS25000093-156	CB1800	30.24	3/32	5/32	227-TS
2-3/4	PS27500093-156	405710	16.60	3/32	5/32	229
3	PS30000093-156	405720	15.01	3/32	5/32	231
3-1/4	PS32500093-156	405730	17.88	3/32	5/32	233
3-1/2	PS35000093-156	404310	13.61	3/32	5/32	235
3-3/4	PS37500093-156	404330	17.28	3/32	5/32	237
4	PS40000093-156	404360	11.91	3/32	5/32	239
4-1/8	PS41250093-156	404390	....	3/32	5/32	240
4-1/4	PS42500093-156	404400	18.43	3/32	5/32	241
4-1/2	PS45000093-156	404410	18.86	3/32	5/32	243
5	PS50000093-156	404430	20.82	3/32	5/32	247

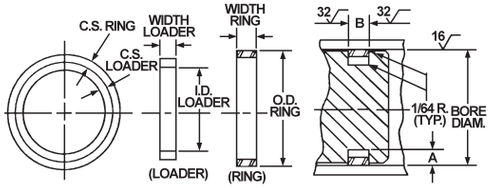

For Bore Size Inhces	Piston Seal Part #	Baum #	Price Per Ea	Cross Section	Depth	Loader Part #
HEAVY DUTY PISTON SEAL						
2	PS20000125-187	404710	$13.68	1/8	3/16	CXP-S
2-3/4	PS27500125-187	404720	14.59	1/8	3/16	CXP-8
3	PS30000125-187	404750	15.08	1/8	3/16	CXP-9
3	PS30000093-281	860316	8.91	3/32	9/32	333
3-1/4	PS32500093-281	860318	9.89	3/32	9/32	335
3-1/4	PS32500125-187	404760	15.44	1/8	3/16	CXP-10
3-1/2	PS35000093-281	860320	10.26	3/32	9/32	337-TS
3-1/2	PS35000125-187	404770	13.98	1/8	3/16	CXP-11
3-3/4	PS37500093-281	860322	10.99	3/32	9/32	339
4	PS40000125-250	404820	19.54	1/8	1/4	CXP-13
4	PS40000093-281	860324	11.17	3/32	9/32	341-TS
4-1/4	PS42500093-281	860326	12.46	3/32	9/32	343-TS
4-1/4	PS42500125-250	404890	22.95	1/8	1/4	CXP-14
4-1/2	PS45000093-281	860328	12.57	3/32	9/32	345-TS
4-1/2	PS45000125-250	404920	23.69	1/8	1/4	CXP-15
4-3/4	PS47500125-250	405010	27.53	1/8	1/4	CXP-16
4-3/4	PS47500093-281	860330	9.44	3/32	9/32	347
5	PS50000093-281	860332	15.01	3/32	9/32	349
5	PS50000125-375	405030	23.79	1/8	3/8	CXP-17
5-1/4	PS52500125-375	405090	23.30	1/8	3/8	CXP-18
5-1/2	PS55000125-375	405092	42.37	1/8	3/8	CXP-19

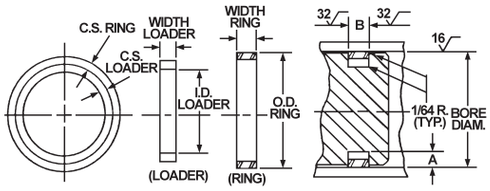

RECTANGULAR & SQUARE PISTON SEALS

"rectangular" piston seals

For Bore Size Inhces	Piston Seal Part #	Baum #	Price Per Ea	Cross Section	Depth	Loader Part #
STEPCUT PISTON SEAL						
3-1/2	PS35000093-281	860320	$10.26	3/32	9/32	337
RECTANGULAR PISTON SEAL						
1	PS10000062-125	860300	$4.32	1/16	1/8	115
1-1/4	PS12500062-125	860302	19.63	1/16	1/8	119
1-1/2	PS15000062-125	860304	6.84	1/16	1/8	123
1-3/4	PS17500062-125	860306	7.26	1/16	1/8	127
2	PS20000062-125	860613	12.21	1/16	1/8	131
2-1/4	PS22500062-125	860310	8.61	1/16	1/8	135
2-1/2	PS25000062-125	860312	13.98	1/16	1/8	139
2-3/4	PS27500062-125	860314	9.16	1/16	1/8	- - - -
5	PS50000156-375	405070	....	5/32	3/8	348
5-1/4	PS52500156-375	860334	18.56	5/32	3/8	425
5-1/2	PS55000156-375	860336	26.61	5/32	3/8	427
6	PS60000156-375	405094	39.68	5/32	3/8	CXP-21
6-1/4	PS62500156-375	404610	108.80	5/32	3/8	CXP-22
6-1/2	PS65000156-375	860342	27.96	5/32	3/8	CXP-23
7	PS70000156-375	860344	29.27	5/32	3/8	CXP-25

"square" piston seals

For Bore Size Inhces	Piston Seal Part #	Baum #	Price Per Ea	Cross Section	Depth	Loader Part #
SQUARE STANDARD PISTON SEAL						
1-1/2	PS15000062-062	860608	$16.25	1/16	1/8	025
1-3/4	PS17500093-093	860610	2.51	3/32	1/8	125
2	PS20000125-125	860612	2.62	1/8	1/8	129
2-1/4	PS22500125-125	860614	2.99	1/8	1/8	133
2-1/2	PS25000125-125	860616	3.11	1/8	1/8	137
2-3/4	PS27500125-125	860618	3.48	1/8	1/8	141
3	PS30000125-125	860620	3.30	1/8	1/8	145
3-1/4	PS32500125-125	860622	3.66	1/8	1/8	149
3-1/2	PS35000125-125	860624	3.60	1/8	1/8	151
3-3/4	PS37500125-125	860626	4.09	1/8	1/8	152
4	PS40000125-125	860628	4.15	1/8	1/8	153
4-1/4	PS42500125-125	860630	5.31	1/8	1/8	154
4-1/2	PS45000125-125	860632	5.37	1/8	1/8	155
4-3/4	PS47500125-125	860634	7.64	1/8	1/8	156
5	PS50000125-125	860636	7.39	1/8	1/8	157
5-1/4	PS52500125-125	860638	6.82	1/8	1/8	158
5-1/2	PS55000125-125	860640	6.88	1/8	1/8	159
5-3/4	PS57500156-156	860642	5.97	5/32	1/8	251
6	PS60000156-156	860644	9.28	5/32	1/8	253
6-1/4	PS62500156-156	860646	7.94	5/32	1/8	255
6-1/2	PS65000156-156	860648	2.28	5/32	1/8	257
6-3/4	PS67500156-156	860650	1.82	5/32	1/8	258
7	PS70000156-156	860652	9.33	5/32	1/8	259

ASK FOR QUANTITY DISCOUNT *Prices subject to change without notice.*

 © Baum Hydraulics Corporation

WEAR RINGS BUTT-CUT & BEARING RINGS SOLID

WEAR RING TYPES MAY VARY BY SIZE.

WEAR RING BUTTCUT

WEAR RING STEPCUT

WEAR RING SCARFCUT

BEARING RING SOLID

NYLON REINFORCED WITH GLASS 1/8 WALL THICKNESS			
Outside Diam. Inches	Wear Ring Part #	Baum #	Price Per Ea
1-1/2	WR15000125-375	HC0060	$4.48
1-1/2	WR15000125-500	HC0070	2.88
1-3/4	WR17500125-375	HC0090	4.64
1-3/4	WR17500125-500	HC0100	4.27
2	WR20000125-187	HC0140	3.36
2	WR20000125-312	HC0160	....
2	WR20000125-375	HC0170	4.59
2	WR20000125-500	HC0180	4.69
2	WR20000125-750	HC0190	3.95
2-1/8	WR21250125-375	HC0200	4.64
2-1/4	WR22500125-312	HC0230	2.69
2-1/4	WR22500125-375	HC0240	4.11
2-1/4	WR22500125-500	HC0250	4.80
2-1/4	WR22500125-625	HC0260	4.27
2-1/4	WR22500125-750	HC0270	9.17
2-1/2	WR25000125-187	HC0300	3.09
2-1/2	WR25000125-312	HC0320	2.77
2-1/2	WR25000125-375	HC0330	4.59
2-1/2	WR25000125-500	HC0340	4.91
2-1/2	WR25000125-625	HC0350	3.63
2-1/2	WR25000125-750	HC0360	3.80
2-3/4	WR27500125-312	HC0380	2.83
2-3/4	WR27500125-500	HC0400	4.91
2-3/4	WR27500125-625	HC0410	5.65
2-3/4	WR27500125-750	HC0420	6.19
2-3/4	WR27500125-1000	HC0430	6.88
3	WR30000125-250	HC0450	4.53
3	WR30000125-312	HC0460	3.29
3	WR30000125-375	HC0470	4.32
3	WR30000125-500	HC0480	5.07
3	WR30000125-625	HC0490	3.39
3	WR30000125-750	HC0500	4.37
3	WR30000125-1000	HC0510	6.51
3-1/4	WR32500125-375	HC0540	5.17
3-1/4	WR32500125-500	HC0550	4.75
3-1/4	WR325000125-625	CB2996	18.48
3-1/4	WR32500125-750	HC0570	5.28

NYLON REINFORCED WITH GLASS 1/8 WALL THICKNESS			
Outside Diam. Inches	Wear Ring Part #	Baum #	Price Per Ea
3-1/4	WR32500125-1000	HC0580	$14.24
3-1/2	WR35000125-250	HC0610	4.43
3-1/2	WR35000125-375	HC0620	3.73
3-1/2	WR35000125-500	HC0640	5.01
3-1/2	WR35000125-625	HC0650	6.51
3-1/2	WR35000125-750	CB2980	19.06
3-1/2	WR35000125-1000	CB2998	20.70
3-5/8	WR36250125-500	HC0670	2.89
3-3/4	WR37500125-375	HC0700	....
3-3/4	WR37500125-500	HC0710	5.33
3-3/4	WR37500125-1000	HC0740	4.44
3-3/4	WR37500125-1250	HB0282	11.30
4	WR40000125-250	HC0760	5.39
4	WR40000125-375	HC0770	4.64
4	WR40000125-500	HC0780	5.12
4	WR40000125-625	HC0790	3.89
4	WR40000125-750	HC0800	0.00
4	WR40000125-1000	HC1490	7.78
4	WR40000125-1250	CB2995	50.31
4-1/4	WR42500125-375	HC0830	6.29
4-1/4	WR42500125-500	HC0840	5.33
4-1/4	WR42500125-625	HC0850	4.36
4-1/4	WR42500125-1000	HC0870	6.90
4-1/4	WR42500125-1250	HB0320	14.40
4-1/4	WR42500125-1500	AA020535	26.93
4-1/2	WR45000125-375	HC0880	5.65
4-1/2	WR45000125-500	HC0890	4.32
4-1/2	WR45000125-625	HC0900	5.07
4-1/2	WR45000125-750	HC0910	5.39
4-1/2	WR45000125-1000	HB0330	16.00
4-1/2	WR45000125-1500	HB0335	25.22
4-3/4	WR47500125-500	- - - - -	....
4-3/4	WR47500125-1000	HC0940	9.12
4-3/4	WR47500125-1250	HB0340	50.84
5	WR50000125-375	HC0960	6.45
5	WR50000125-500	HC0970	4.80

Prices subject to change without notice. **ASK FOR QUANTITY DISCOUNT**

WEAR RINGS BUTT-CUT & BEARING RINGS SOLID

WEAR RING TYPES MAY VARY BY SIZE.

WEAR RING BUTTCUT

NYLON REINFORCED WITH GLASS 1/8 WALL THICKNESS			
Outside Diam. Inches	Wear Ring Part #	Baum #	Price Per Ea
5	WR50000125-625	HC0980	$6.19
5	WR50000125-750	HC0990	5.97
5	WR50000125-1000	HC1000	8.21
5	WR50000125-1500	HC3280	8.64
5-1/4	WR52500125-500	HC1020	4.64
5-1/4	WR52500125-625	HC1030	4.87
5-1/4	WR52500125-1500	HC1042	10.34
5-1/2	WR55000125-500	HC1060	5.87
5-1/2	WR55000125-625	HC1070	18.28
5-1/2	WR55000125-750	HC1080	6.27
5-1/2	WR55000125-1000	HC1090	7.33
5-1/2	WR55000125-1250	HB0345	72.42
6	WR60000125-500	HC1120	7.25
6	WR60000125-625	HC1130	7.46
6	WR60000125-750	HC1140	5.12
6	WR60000125-1000	HC1150	8.58
6	WR60000125-1250	HC3340	4.17
6-1/4	WR62500125-625	HC1160	7.41
6-1/4	WR62500125-1000	HC1170	6.45

NYLON REINFORCED WITH GLASS 1/8 WALL THICKNESS			
Outside Diam. Inches	Wear Ring Part #	Baum #	Price Per Ea
6-1/2	WR65000125-500	HC1180	3.09
6-1/2	WR65000125-625	HB0285	10.56
6-1/2	WR65000125-750	HC1200	23.94
6-1/2	WR65000125-1000	HC1210	6.58
7	WR70000125-500	HC1230	4.48
7	WR70000125-625	HC1240	7.89
7-1/2	WR75000125-500	HC1260	4.59
7-1/2	WR75000125-625	HB0295	2.56
7-1/2	WR75000125-750	HC1270	22.84
7-1/2	WR75000125-1000	HC1280	2.39
8	WR80000125-500	CB2997	19.34
8	WR80000125-750	CB3000	36.84
8-1/2	WR85000125-500	HC1300	13.33
8-1/2	WR85000125-625	HC3065	2.85
9	WR90000125-750	HB0310	17.92
9	WR90000125-1000	HC1330	2.45
10	WR100000125-1000	HC1340	10.75

WEAR RING STEPCUT

WEAR RING SCARFCUT

THIN 1/16 CROSS SECTION WEAR RINGS NYLON SCARFCUT						
For Rod Size	Wear Ring Nylon Scarfcut	Baum #	Price Per Ea	Ouside Diam. Inches	Cross Section Inches	Depth Inches
1-5/8	WR16250062-1000	HC3700	$5.12	1-5/8	1/16	1
1-7/8	WR18750062-1000	HC3710	5.12	1-7/8	1/16	1
2-1/8	WR21250062-1000	HC3720	5.33	2-1/8	1/16	1
2-3/8	WR23750062-1500	HC3730	4.37	2-3/8	1/16	1-1/2
2-5/8	WR26250062-1500	HC3740	4.33	2-5/8	1/16	1-1/2
2-7/8	WR28750062-1500	HB0350	10.77	2-7/8	1/16	1-1/2
3-1/8	WR31250062-1500	HB0355	10.77	3-1/8	1/16	1-1/2

BEARING RING SOLID

BEARING RINGS 1/8 CROSS SECTION NYLON SOLID						
For Rod Size	Bearing Nylon Solid	Baum #	Price Per Ea	Ouside Diam. Inches	Cross Section Inches	Depth Inches
1-1/2	BR17500125-1000	HB0110	$22.08	1-3/4	1/8	1
1-3/4	BR20000125-1000	HB0120	21.63	2	1/8	1
2	BR22500125-1000	HB0125	22.34	2-1/4	1/8	1
2-1/2	BR27500125-1500	- - - - -	....	2-3/4	1/8	1-1/2

WEAR RING STEPCUT						
For Rod Size	Wear Ring Nylon Scarfcut	Baum #	Price Per Ea	Ouside Diam. Inches	Cross Section Inches	Depth Inches
1-1/4	SC1375-500	300950	$21.82	1-3/8	1/16	1/2
1-1/2	SC1625-500	300960	15.87	1-5/8	1/16	1/2
1-3/4	SC1875-500	300970	19.67	1-7/8	1/16	1/2
2	SC2125-500	300980	27.03	2-1/8	1/16	1/2

ASK FOR QUANTITY DISCOUNT *Prices subject to change without notice.*

 © Baum Hydraulics Corporation

U-RING SEALS

The **Standard Uring** seal is square in cross section and is the most widely used Uring. It is directly interchangeable with V-Packings; U-Packings; and most O-Rings, in single-acting applications of 1/8" cross section and larger, as well as in double-acting applications using two seals. Deep Uring incorporates the same unique design plus added length to withstand rugged, high shock heavy duty applications.

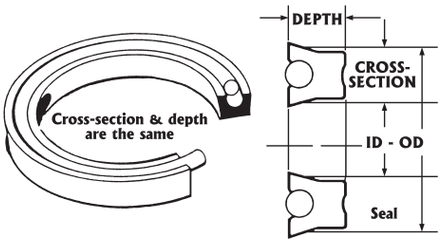

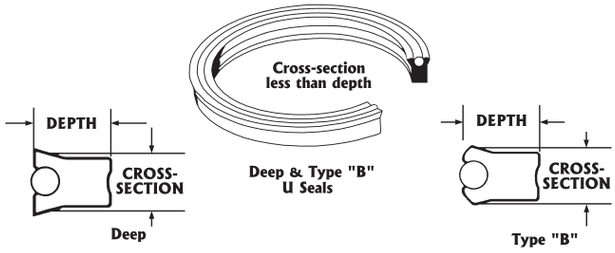

For Rod Size	For Bore Size	URing Part Size		URing Seal Fits O-Ring Groove		
Inside Diam.	Outside Diam.	Depth	Cross Section	Part #	Baum #	Price Per Ea
3/16	7/16	1/5	1/5	12500187	810012	$4.53
1/4	1/2	1/8	1/8	12500250	810014	5.49
5/16	11/16	3/16	3/16	18700312	812128	25.09
3/8	5/8	1/8	1/8	12500375	810020	4.00
3/8	7/8	1/4	1/4	25000375	810270	4.05
3/8	1	5/16	5/16	31200375	810438	1.64
1/2	3/4	1/8	1/8	12500500	810024	7.41
1/2	7/8	3/16	3/16	18700500	810134	6.08
1/2	1	1/4	1/4	25000500	810274	7.41
9/16	13/16	1/8	1/8	12500562	810028	4.64
5/8	7/8	1/8	1/8	12500625	810030	7.46
5/8	1	3/16	3/16	18700625	810138	7.14
5/8	1-1/8	1/4	1/4	25000625	810278	5.96
3/4	1	1/8	1/8	12500750	810034	12.32
3/4	1-1/8	3/16	3/16	18700750	810144	5.28
3/4	1-1/4	1/4	1/4	25000750	810282	6.03
7/8	1-1/8	1/8	1/8	12500875	810038	6.77
7/8	1-1/4	3/16	3/16	18700875	810148	7.62
7/8	1-3/8	1/4	1/4	25000875	810286	6.29
15/16	1-3/16	1/8	1/8	12500937	810042	....
15/16	1-5/16	3/16	3/16	18700937	740507	18.10
1	1-1/4	1/8	1/8	12501000	810044	5.81
1	1-5/16	5/32	5/32	15601000	810112	8.48
1	1-3/8	3/16	3/16	18701000	810152	7.78
1	1-1/2	1/4	1/4	25001000	810290	8.16
1	1-5/8	5/16	5/16	31201000	810452	7.57
1	1-3/4	3/8	3/8	37501000	810598	15.94
1-1/16	1-5/16	1/8	1/8	12501062	810046	7.68
1-1/8	1-3/8	1/8	1/8	12501125	810048	7.09
1-1/8	1-1/2	3/16	3/16	18701125	810156	8.16
1-1/8	1-5/8	1/4	1/4	25001125	810296	10.72
1-1/8	1-3/4	5/16	5/16	31201125	810456	11.78
1-3/16	1-1/2	5/32	5/32	15601187	810114	8.21
1-3/16	1-9/16	3/16	3/16	18701187	810158	5.49
1-1/4	1-1/2	1/8	1/8	12501250	810052	7.62

For Rod Size	For Bore Size	URing Part Size		URing Seal Fits O-Ring Groove		
Inside Diam.	Outside Diam.	Depth	Cross Section	Part #	Baum #	Price Per Ea
1-1/4	1-9/16	5/32	5/32	15601250	810116	9.81
1-1/4	1-5/8	3/16	3/16	18701250	810160	15.09
1-1/4	1-3/4	1/4	1/4	25001250	810300	9.12
1-1/4	1-7/8	5/16	5/16	31201250	810458	6.67
1-1/4	2	3/8	3/8	37501250	810602	16.37
1-3/8	1-5/8	1/8	1/8	12501375	810056	7.78
1-3/8	1-11/16	5/32	5/32	15601375	810118	9.38
1-3/8	1-3/4	3/16	3/16	18701375	810164	9.92
1-3/8	1-7/8	1/4	1/4	25001375	810304	9.65
1-3/8	2	5/16	5/16	31201375	810460	8.36
1-3/8	2-1/8	3/8	3/8	37501375	810604	11.58
1-1/2	1-3/4	1/8	1/8	12501500	810060	8.16
1-1/2	1-7/8	3/16	3/16	18701500	810168	9.06
1-1/2	2	1/4	1/4	25001500	810308	10.08
1-1/2	2-1/8	5/16	5/16	31201500	810462	12.42
1-1/2	2-1/4	3/8	3/8	37501500	810606	16.74
1-1/2	2-1/2	1/2	1/2	50001500	810738	17.33
1-5/8	1-7/8	1/8	1/8	12501625	810064	9.01
1-5/8	2	3/16	3/16	18701625	810172	9.54
1-5/8	2-1/8	1/4	1/4	25001625	810310	12.58
1-5/8	2-1/4	5/16	5/16	31201625	810464	9.49
1-5/8	2-3/8	3/8	3/8	37501625	810608	21.70
1-3/4	2	1/8	1/8	12501750	810068	8.42
1-3/4	2-1/8	3/16	3/16	18701750	810176	10.93
1-3/4	2-1/4	1/4	1/4	25001750	810312	11.36
1-3/4	2-3/8	5/16	5/16	31201750	810468	10.06
1-3/4	2-1/2	3/8	3/8	37501750	810612	21.01
1-3/4	2-3/4	1/2	1/2	50001750	810740	67.43
1-7/8	2-1/8	1/8	1/8	12501875	810070	5.68
1-7/8	2-1/4	3/16	3/16	18701875	810180	24.42
1-7/8	2-3/8	1/4	1/4	25001875	810314	8.96
1-7/8	2-1/2	5/16	5/16	31201875	810470	13.86
2	2-1/4	1/8	1/8	12502000	810072	10.88
2	2-3/8	3/16	3/16	18702000	810184	13.33
2	2-1/2	1/4	1/4	25002000	810316	12.21

Prices subject to change without notice. **ASK FOR QUANTITY DISCOUNT**

U-RING SEALS

The **Standard Uring** seal is square in cross section and is the most widely used Uring. It is directly interchangeable with V-Packings; U-Packings; and most O-Rings, in single-acting applications of 1/8" cross section and larger, as well as in double-acting applications using two seals. Deep Uring incorporates the same unique design plus added length to withstand rugged, high shock heavy duty applications.

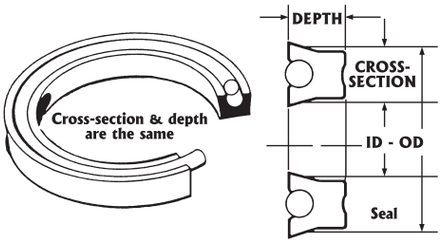

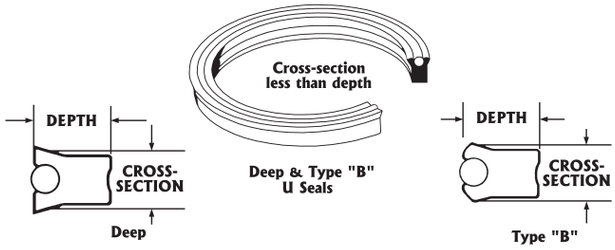

For Rod Size	For Bore Size	URing Part Size		URing Seal Fits O-Ring Groove		
Inside Diam.	Outside Diam.	Depth	Cross Section	Part #	Baum #	Price Per Ea
2	2-5/8	5/16	5/16	31202000	810474	$13.44
2	2-3/4	3/8	3/8	37502000	810616	22.98
2	3	1/2	1/2	50002000	810744	21.43
2-1/8	2-1/2	3/16	3/16	18702125	810188	10.18
2-1/8	2-5/8	1/4	1/4	25002125	810318	8.53
2-1/8	2-3/4	5/16	5/16	31202125	810476	18.34
2-1/8	2-7/8	3/8	3/8	37502125	810620	15.68
2-1/4	2-1/2	1/8	1/8	12502250	810076	7.20
2-1/4	2-5/8	3/16	3/16	18702250	810190	9.28
2-1/4	2-3/4	1/4	1/4	25002250	810320	13.91
2-1/4	2-7/8	5/16	5/16	31202250	810478	12.53
2-1/4	3	3/8	3/8	37502250	810622	14.88
2-1/4	3-1/4	1/2	1/2	50002250	810746	44.84
2-3/8	2-5/8	1/8	1/8	12502375	810078	1.67
2-3/8	2-3/4	3/16	3/16	18702375	810192	8.05
2-3/8	2-7/8	1/4	1/4	25002375	810322	10.93
2-3/8	3	5/16	5/16	31202375	810480	13.12
2-1/2	2-7/8	3/16	3/16	18702500	810194	12.64
2-1/2	3	1/4	1/4	25002500	810324	16.42
2-1/2	3-1/8	5/16	5/16	31202500	810482	13.70
2-1/2	3-1/4	3/8	3/8	37502500	810628	22.02
2-1/2	3-1/2	1/2	1/2	50002500	810750	26.02
2-5/8	3	3/16	3/16	18702625	810196	12.10
2-5/8	3-1/8	1/4	1/4	25002625	810326	10.48
2-5/8	3-1/4	5/16	5/16	31202625	810486	18.56
2-3/4	3	1/8	1/8	12502750	810084	7.94
2-3/4	3-1/8	3/16	3/16	18702750	810198	7.73
2-3/4	3-1/4	1/4	1/4	25002750	810328	10.77
2-3/4	3-3/8	5/16	5/16	31202750	810488	19.04
2-3/4	3-1/2	3/8	3/8	37502750	810634	27.14
2-3/4	3-3/4	1/2	1/2	50002750	810752	6.65
2-3/4	4	5/8	5/8	62502750	810930	40.20
2-7/8	3-1/8	1/8	1/8	12502875	810086	6.86
2-7/8	3-1/4	3/16	3/16	18702875	810200	7.94
2-7/8	3-3/8	1/4	1/4	25002875	810330	12.55

For Rod Size	For Bore Size	URing Part Size		URing Seal Fits O-Ring Groove		
Inside Diam.	Outside Diam.	Depth	Cross Section	Part #	Baum #	Price Per Ea
2-7/8	3-1/2	5/16	5/16	31202875	810490	20.00
3	3-1/4	1/8	1/8	12503000	810088	7.30
3	3-3/8	3/16	3/16	18703000	810202	13.65
3	3-1/2	1/4	1/4	25003000	810332	19.94
3	3-5/8	5/16	5/16	31203000	810492	15.89
3	3-3/4	3/8	3/8	37503000	810640	19.04
3	4	1/2	1/2	50003000	810756	30.18
3-1/8	3-1/2	3/16	3/16	18703125	810204	16.05
3-1/8	3-3/4	5/16	5/16	31203125	810494	21.17
3-1/4	3-1/2	1/8	1/8	12503250	810090	11.89
3-1/4	3-5/8	3/16	3/16	18703250	810206	....
3-1/4	3-3/4	1/4	1/4	25003250	810336	17.60
3-1/4	3-7/8	5/16	5/16	31203250	810496	21.17
3-1/4	4	3/8	3/8	37503250	810644	29.01
3-1/4	4-1/2	5/8	5/8	62503250	810936	9.30
3-3/8	3-3/4	3/16	3/16	18703375	810208	9.97
3-3/8	3-7/8	1/4	1/4	25003375	810338	18.88
3-3/8	4	5/16	5/16	31203375	810498	....
3-3/8	4-1/8	3/8	3/8	37503375	810646	20.31
3-1/2	3-3/4	1/8	1/8	12503500	810092	13.12
3-1/2	3-7/8	3/16	3/16	18703500	810210	10.02
3-1/2	4	1/4	1/4	25003500	810340	20.31
3-1/2	4-1/8	5/16	5/16	31203500	810500	18.45
3-1/2	4-1/4	3/8	3/8	37503500	810648	25.09
3-5/8	4	3/16	3/16	18703625	810212	10.77
3-5/8	4-1/8	1/4	1/4	25003625	810342	3.75
3-5/8	4-1/4	5/16	5/16	31203625	810502	18.93
3-5/8	4-3/8	3/8	3/8	37503625	810650	31.99
3-3/4	4-1/8	3/16	3/16	18703750	810214	11.04
3-3/4	4-1/4	1/4	1/4	25003750	810344	16.32
3-3/4	4-1/2	3/8	3/8	37503750	810652	39.83
3-7/8	4-1/4	3/16	3/16	18703875	810216	13.54
3-7/8	4-1/2	5/16	5/16	31203875	810506	17.33
3-7/8	4-5/8	3/8	3/8	37503875	810654	....

ASK FOR QUANTITY DISCOUNT ***Prices subject to change without notice.***

 © Baum Hydraulics Corporation

U-RING SEALS

The **Standard Uring** seal is square in cross section and is the most widely used Uring. It is directly interchangeable with V-Packings; U-Packings; and most O-Rings, in single-acting applications of 1/8" cross section and larger, as well as in double-acting applications using two seals. Deep Uring incorporates the same unique design plus added length to withstand rugged, high shock heavy duty applications.

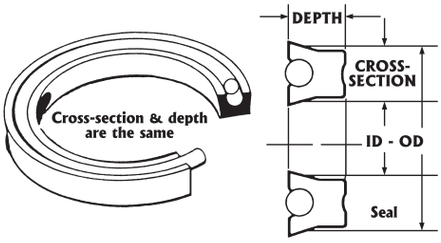

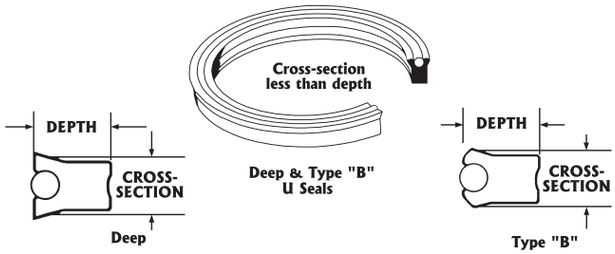

For Rod Size	For Bore Size	URing Part Size		URing Seal Fits O-Ring Groove		
Inside Diam.	Outside Diam.	Depth	Cross Section	Part #	Baum #	Price Per Ea
4	4-1/4	1/8	1/8	12504000	810094	$2.96
4	4-3/8	3/16	3/16	18704000	810218	13.80
4	4-1/2	1/4	1/4	25004000	810348	25.91
4	4-5/8	5/16	5/16	31204000	810508	4.94
4	4-3/4	3/8	3/8	37504000	810656	28.47
4	5	1/2	1/2	50004000	810766	38.73
4-1/8	4-1/2	3/16	3/16	18704125	810220	19.46
4-1/8	4-5/8	1/4	1/4	25004125	585143	24.91
4-1/8	4-3/4	5/16	5/16	31204125	810510	17.69
4-1/8	4-7/8	3/8	3/8	37504125	810658	24.97
4-1/4	4-1/2	1/8	1/8	12504250	810096	11.36
4-14	4-5/8	3/16	3/16	18704250	810222	3.70
4-1/4	4-3/4	1/4	1/4	25004250	810352	15.49
4-1/4	4-7/8	5/16	5/16	31204250	810512	5.09
4-1/4	5	3/8	3/8	37504250	810660	40.04
4-1/4	5-1/4	1/2	1/2	50004250	810770	34.07
4-1/4	5-1/2	5/8	5/8	62504250	810946	....
4-3/8	4-7/8	1/4	1/4	25004375	810354	4.42
4-3/8	5	5/16	5/16	31204375	810514	20.51
4-1/2	4-7/8	3/16	3/16	18704500	810226	3.87
4-1/2	5	1/4	1/4	25004500	810356	25.43
4-1/2	5-1/8	5/16	5/16	31204500	810516	27.83
4-1/2	5-1/4	3/8	3/8	37504500	810664	26.23
4-1/2	5-1/2	1/2	1/2	50004500	810774	10.25
4-3/4	5	1/8	1/8	12504750	810100	12.97
4-3/4	5-1/4	1/4	1/4	25004750	810360	17.20
4-3/4	5-3/8	5/16	5/16	31204750	810518	6.74
4-3/4	5-1/2	3/8	3/8	37504750	810668	39.35
4-3/4	6	5/8	5/8	62504750	810952	43.90
4-7/8	5-3/8	1/4	1/4	25004875	810362	4.73
5	5-1/2	1/4	1/4	25005000	810364	18.18
5	5-5/8	5/16	5/16	31205000	810522	5.93
5	5-3/4	3/8	3/8	37505000	810672	9.95
5	6	1/2	1/2	50005000	810778	47.40
5-1/4	6	3/8	3/8	37505250	810674	54.76
5-3/8	6	5/16	5/16	31205375	810528	27.35

For Rod Size	For Bore Size	URing Part Size		URing Seal Fits O-Ring Groove		
Inside Diam.	Outside Diam.	Depth	Cross Section	Part #	Baum #	Price Per Ea
5-1/2	6	1/4	1/4	25005500	810372	$31.83
5-1/2	6-1/8	5/16	5/16	31205500	810530	9.23
5-1/2	6-1/4	3/8	3/8	37505500	810678	37.91
5-5/8	6-3/8	3/8	3/8	37505625	810680	32.21
6	6-1/2	1/4	1/4	25006000	810380	7.95
6	6-5/8	5/16	5/16	31206000	810534	6.98
6	6-3/4	3/8	3/8	37506000	810686	140.59
6	7	1/2	1/2	50006000	810792	15.03
6-1/4	6-3/4	1/4	1/4	25006250	810382	5.85
6-1/4	6-7/8	5/16	5/16	31206250	810538	39.35
6-1/4	7	3/8	3/8	37506250	810688	64.30
6-1/4	7-1/4	1/2	1/2	50006250	810794	12.57
6-3/8	7	5/16	5/16	31206375	810540	31.36
6-1/2	7	1/4	1/4	25006500	810384	26.30
6-1/2	7-1/8	5/16	5/16	31206500	810542	41.75
6-1/2	7-1/4	3/8	3/8	37506500	810690	10.21
6-1/2	7-1/2	1/2	1/2	50006500	810798	18.45
6-1/2	7-3/4	5/8	5/8	62506500	810966	16.64
6-3/4	7-3/8	5/16	5/16	31206750	810546	7.62
6-3/4	7-1/2	3/8	3/8	37506750	810692	10.53
7	7-1/2	1/4	1/4	25007000	810388	24.19
7	7-5/8	5/16	5/16	31207000	810548	7.95
7	7-3/4	3/8	3/8	37507000	810694	37.82
7-1/4	7-3/4	1/4	1/4	25007250	810392	24.23
7-1/4	7-7/8	5/16	5/16	31207250	810550	8.14
7-1/4	8	3/8	3/8	37507250	810696	80.19
7-3/8	8	5/16	5/16	31207375	810552	55.40
7-1/2	8-1/4	3/8	3/8	37507500	810698	14.84
7-1/2	8-1/2	1/2	1/2	50007500	810806	14.44
7-3/4	8-1/2	3/8	3/8	37507750	810702	11.51
8	8-1/2	1/4	1/4	25008000	810398	32.26
8	8-5/8	5/16	5/16	31208000	810556	8.64
8	8-3/4	3/8	3/8	37508000	810704	42.18
8	9	1/2	1/2	50008000	810810	54.04
8-1/4	9	3/8	3/8	37508250	810706	12.05
8-1/2	9	1/4	1/4	25008500	810400	7.98

Prices subject to change without notice. **ASK FOR QUANTITY DISCOUNT**

DEEP U-RING SEALS

The **Standard Uring** seal is square in cross section and is the most widely used Uring. It is directly interchangeable with V-Packings; U-Packings; and most O-Rings, in single-acting applications of 1/8" cross section and larger, as well as in double-acting applications using two seals. Deep Uring incorporates the same unique design plus added length to withstand rugged, high shock heavy duty applications.

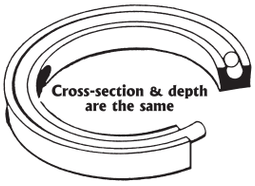

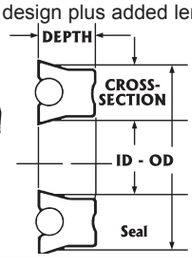

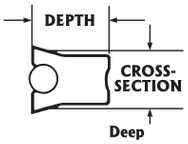

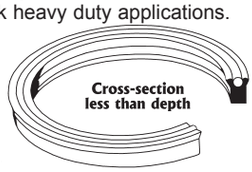

Deep & Type "B" U Seals

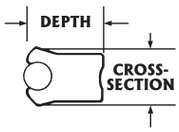

For Rod Size	For Bore Size	Deep URing Part Size		Deep URing Seal Fits A Deep Groove		
Inside Diam.	Outside Diam.	Depth	Cross Section	Part #	Baum #	Price Per Ea
1/2	3/4	1/4	1/8	12500500-250	811158	$4.45
3/4	1	1/4	1/8	12500750-250	811166	7.68
3/4	1-1/4	3/8	1/4	25000750-375	811268	5.73
1	1-1/4	1/4	1/8	12501000-250	811172	8.16
1	1-3/8	5/16	3/16	18701000-312	811204	8.69
1	1-1/2	3/8	1/4	25001000-375	811272	9.76
1-1/8	1-3/8	1/4	1/8	12501125-250	811174	7.62
1-1/8	1-1/2	5/16	3/16	18701125-312	811208	9.06
1-1/8	1-5/8	3/8	1/4	25001125-375	811274	7.30
1-1/8	1-3/4	1/2	5/16	31201125-500	5851425	42.79
1-3/16	1-7/16	3/16	1/8	12501187-187	811176	5.48
1-1/4	1-1/2	1/4	1/8	12501250-250	811178	8.16
1-1/4	1-5/8	5/16	3/16	18701250-312	811210	8.37
1-1/4	1-3/4	3/8	1/4	25001250-375	811276	9.76
1-3/8	1-5/8	1/4	1/8	12501375-250	811180	9.12
1-3/8	1-3/4	5/16	3/16	18701375-312	811212	9.12
1-3/8	1-7/8	3/8	1/4	25001375-375	811278	11.41
1-3/8	2	1/2	5/16	31201375-500	811372	9.12
1-1/2	1-3/4	1/4	1/8	12501500-250	811184	9.54
1-1/2	1-7/8	3/8	3/16	18701500-375	811214	9.81
1-1/2	2	3/8	1/4	25001500-375	811280	7.46
1-1/2	2-1/8	1/2	5/16	31201500-500	811374	10.08
1-5/8	2	3/8	3/16	18701625-375	811218	11.57
1-3/4	2	1/4	1/8	12501750-250	811186	11.14
1-3/4	2-1/8	3/8	3/16	18701750-375	811220	10.98
1-3/4	2-1/4	3/8	1/4	25001750-375	811282	12.21
1-3/4	2-3/8	1/2	5/16	31201750-500	811376	9.76
1-7/8	2-1/4	3/8	3/16	18701875-375	811222	13.33
1-7/8	2-1/2	1/2	5/16	31201875-500	811378	10.08
2	2-3/8	3/8	3/16	18702000-375	811224	12.74
2	2-1/2	3/8	1/4	25002000-375	811284	13.97
2	2-5/8	1/2	5/16	31202000-500	811380	17.76
2	2-3/4	5/8	3/8	37502000-625	811444	14.02
2-1/8	2-1/2	3/8	3/16	18702125-375	811226	13.01
2-1/4	2-5/8	3/8	3/16	18702250-375	811230	16.90
2-1/4	2-3/4	3/8	1/4	25002250-375	811286	21.59
2-1/4	3	5/8	3/8	37502250-625	811448	28.21
2-3/8	2-3/4	3/8	3/16	18702375-375	811232	10.93

For Rod Size	For Bore Size	Deep URing Part Size		Deep URing Seal Fits O-Ring Groove		
Inside Diam.	Outside Diam.	Depth	Cross Section	Part #	Baum #	Price Per Ea
2-3/8	3	1/2	5/16	31202375-500	811384	16.90
2-1/2	2-7/8	3/8	3/16	18702500-375	811234	15.25
2-1/2	3	3/8	1/4	25002500-375	811288	17.33
2-1/2	3-1/8	1/2	5/16	31202500-500	811386	22.23
2-1/2	3-1/4	5/8	3/8	37502500-625	811450	33.96
2-5/8	3	3/8	3/16	18702625-375	811236	15.84
2-3/4	3-1/4	3/8	1/4	25002750-375	811292	17.22
2-3/4	3-1/2	5/8	3/8	37502750-625	811452	36.20
3	3-3/8	3/8	3/16	18703000-375	811238	13.15
3	3-1/2	3/8	1/4	25003000-375	811294	21.17
3	3-5/8	1/2	5/16	31203000-500	811390	28.05
3	3-3/4	5/8	3/8	37503000-625	811454	21.17
3-1/8	3-1/2	3/8	3/16	18703125-375	811240	17.12
3-1/4	3-3/4	3/8	1/4	25003250-375	811296	16.16
3-1/4	4	5/8	3/8	37503250-625	811456	....
3-3/8	4	1/2	5/16	31203375-500	811394	31.14
3-1/2	3-7/8	3/8	3/16	18703500-375	811242	16.32
3-1/2	4	3/8	1/4	25003500-375	811298	21.38
3-1/2	4-1/8	1/2	5/16	31203500-500	811396	20.85
3-1/2	4-1/4	5/8	3/8	37503500-625	811458	28.85
3-5/8	4	3/8	3/16	18703625-375	811244	27.73
3-3/4	4-1/4	3/8	1/4	25003750-375	811302	22.61
3-7/8	4-1/2	1/2	5/16	31203875-500	811398	27.09
4	4-1/2	9/16	1/4	25004000-562	811306	30.18
4	4-3/4	5/8	3/8	37504000-625	811462	44.10
4	5	3/4	1/2	50004000-750	811564	47.19
4-1/8	4-1/2	3/8	3/16	18704125-375	811248	18.70
4-1/4	4-3/4	9/16	1/4	25004250-562	811308	....
4-1/4	5	5/8	3/8	37504250-625	811464	33.01
4-3/8	4-3/4	3/8	3/16	18704375-375	811250	5.54
4-3/8	5	1/2	5/16	31204375-500	811408	25.09
4-1/2	4-7/8	3/8	3/16	18704500-375	811252	31.09
4-1/2	5	3/8	1/4	25004500-375	811312	20.21
4-1/2	5	9/16	1/4	25004500-562	811314	20.31
4-1/2	5-1/4	5/8	3/8	37504500-625	- - - - -	....
4-5/8	5	3/8	3/16	18704625-375	811254	29.27
4-3/4	5-1/2	5/8	3/8	37504750-625	811474	36.04
5	5-1/2	9/16	1/4	25005000-562	811322	34.76

ASK FOR QUANTITY DISCOUNT ***Prices subject to change without notice.***

 © Baum Hydraulics Corporation

DEEP U-RING SEALS

For Rod Size	For Bore Size	Deep URing Part Size		Deep URing Seal Fits O-Ring Groove		
Inside Diam.	Outside Diam.	Depth	Cross Section	Part #	Baum #	Price Per Ea
5	5-3/4	5/8	3/8	37505000-625	811476	32.38
5	6	3/4	1/2	50005000-750	811574	13.28
5-1/4	6	5/8	3/8	37505250-625	811482	58.65
5-3/8	6	5/8	5/16	31205375-625	811416	32.90
5-1/2	6	3/8	1/4	25005500-375	811328	46.92
5-1/2	6	9/16	1/4	25005500-562	811330	26.45
5-1/2	6-1/2	3/4	1/2	50005500-750	811578	45.43
6	6-1/2	9/16	1/4	25006000-562	811334	29.29
6	7	3/4	1/2	50006000-750	811580	47.61

For Rod Size	For Bore Size	Deep URing Part Size		Deep URing Seal Fits O-Ring Groove		
Inside Diam.	Outside Diam.	Depth	Cross Section	Part #	Baum #	Price Per Ea
6-1/4	7	5/8	3/8	37506250-625	811494	39.08
6-1/2	7	9/16	1/4	25006500-562	811336	48.63
6-1/2	7-1/4	5/8	3/8	37506500-625	811498	10.76
7	7-1/2	9/16	1/4	25007000-562	811342	9.48
7	7-3/4	5/8	3/8	37507000-625	811502	11.47
7	8	3/4	1/2	50007000-750	811584	52.37
7-1/4	8	5/8	3/8	37507250-625	811504	61.58
7-1/2	8	9/16	1/4	25007500-562	811344	35.78
7-3/4	8-1/2	5/8	3/8	37507750-625	811512	12.53

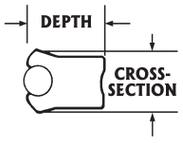

TYPE B U-RING SEALS

For Rod Size	For Bore Size	Type B URing Part Size		Type B URing Seal Fits A Deep groove		
Inside Diam.	Outside Diam.	Depth	Cross Section	Part #	Baum #	Price Per Ea
1/4	1/2	1/4	1/8	12500250-250B	811728	$3.97
3/8	5/8	1/4	1/8	12500375-250B	811732	6.40
7/16	11/16	1/4	1/8	12500437-250B	811734	6.67
1/2	3/4	1/4	1/8	12500500-250B	811736	4.32
1/2	1	3/8	1/4	25000500-375B	811864	8.42
5/8	7/8	1/4	1/8	12500625-250B	811740	8.32
3/4	1	1/4	1/8	12500750-250B	811744	8.16
3/4	1-1/8	1/4	3/16	18700750-250B	8117835	5.81
3/4	1-1/8	5/16	3/16	18700750-312B	811784	5.81
3/4	1-1/4	3/8	1/4	25000750-375B	811872	5.71
7/8	1-1/8	1/4	1/8	12500875-250B	811748	7.78
7/8	1-3/8	3/8	1/4	25000875-375B	811873	8.32
1	1-1/4	1/4	1/8	12501000-250B	811752	7.62
1	1-3/8	5/16	3/16	18701000-312B	811792	8.69
1	1-1/2	3/8	1/4	25001000-375B	8118742	6.90
1	1-5/8	1/2	5/16	31201000-500B	812017	7.04
1-1/16	1-5/16	1/4	1/8	12501062-250B	810046	7.68
1-1/8	1-3/8	1/4	1/8	12501125-250B	811757	7.94
1-1/8	1-1/2	5/16	3/16	18701125-312B	811796	9.06
1-1/8	1-5/8	3/8	1-1/4	25001125-375B	811877	7.30
1-1/4	1-1/2	3/16	1/8	12501250-187B	8117595	8.16
1-1/4	1-1/2	1/4	1/8	12501250-250B	811760	9.01
1-1/4	1-5/8	5/16	3/16	18701250-312B	811800	8.69
1-1/4	1-3/4	3/8	1/4	25001250-375B	811878	10.66

For Rod Size	For Bore Size	Type B URing Part Size		Type B URing Seal Fits A Deep Groove		
Inside Diam.	Outside Diam.	Depth	Cross Section	Part #	Baum #	Price Per Ea
1-1/4	1-7/8	1/2	5/16	31201250-500B	812018	10.02
1-1/4	2	5/8	3/8	37501250-500B	812109	10.66
1-3/8	1-5/8	1/4	1/8	12501375-250B	811762	16.32
1-3/8	1-3/4	5/16	3/16	18701375-312B	811804	8.74
1-3/8	1-7/8	3/8	1/4	25001375-375B	811880	12.85
1-3/8	2	1/2	5/16	31201375-500B	812020	7.53
1-1/2	1-3/4	1/4	1/8	12501500-250B	811767	9.54
1-1/2	1-7/8	3/8	3/16	18701500-375B	811808	9.54
1-1/2	2	3/8	1/4	25001500-375B	811882	11.36
1-1/2	2-1/8	1/2	5/16	31201500-500B	812025	10.60
1-1/2	2-1/4	5/8	3/8	37501500-625B	812112	12.53
1-5/8	2	3/8	3/16	18701625-375B	811812	8.69
1-5/8	2-1/8	3/8	1/4	25001625-375B	811885	10.40
1-3/4	2-1/8	3/8	3/16	18701750-375B	811814	11.41
1-3/4	2-1/4	3/8	1/4	25001750-375B	811886	22.66
1-3/4	2-3/8	1/2	5/16	31201750-500B	812028	14.61
1-3/4	2-1/2	5/8	3/8	37501750-625B	812116	15.41
1-3/4	2-3/4	3/4	1/2	50001750-750B	812236	18.53
1-7/8	2-1/4	3/8	3/16	18701875-375B	811816	11.36
1-7/8	2-3/8	3/8	1/4	25001875-375B	811888	10.29
1-7/8	2-1/2	1/2	5/16	31201875-500B	812033	15.42
2	2-3/8	3/8	3/16	18702000-375B	811820	11.41
2	2-1/2	3/8	1/4	25002000-375B	811890	9.60
2	2-5/8	1/2	5/16	31202000-500B	812034	18.72

Prices subject to change without notice. **ASK FOR QUANTITY DISCOUNT**

TYPE B U-RING SEALS

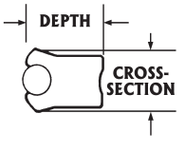

For Rod Size	For Bore Size	Type B URing Part Size		Type B URing Seal Fits A Deep Groove		
Inside Diam.	Outside Diam.	Depth	Cross Section	Part #	Baum #	Price Per Ea
2-1/8	2-1/2	3/8	3/16	18702125-375B	811823	$10.16
2-1/8	2-5/8	3/8	1/4	25002125-375B	811892	9.36
2-1/8	2-3/4	1/2	5/16	31202125-500B	812036	10.98
2-1/4	2-5/8	3/8	3/16	18702250-375B	811824	14.13
2-1/4	2-3/4	3/8	1/4	25002250-375B	811894	10.18
2-1/4	2-7/8	1/2	5/16	31202250-500B	812039	14.20
2-1/4	3	5/8	3/8	37502250-625B	812120	18.82
2-3/8	2-7/8	3/8	1/4	25002375-375B	811896	12.00
2-3/8	3	1/2	5/16	31202375-500B	812041	12.20
2-1/2	2-7/8	5/16	3/16	18702500-312B	585062	34.11
2-1/2	2-7/8	3/8	3/16	18702500-375B	811832	12.58
2-1/2	3	3/8	1/4	25002500-375B	811898	11.14
2-1/2	3-1/8	1/2	5/16	31202500-500B	812042	14.82
2-1/2	3-1/4	5/8	3/8	37502500-625B	812122	18.05
2-1/2	3-1/2	3/4	1/2	50002500-750B	812241	21.38
2-5/8	3	3/8	3/16	18702625-375B	811837	11.84
2-5/8	3-1/8	3/8	1/4	25002625-375B	811901	11.57
2-5/8	3-3/8	5/8	3/8	37502625-625B	812125	19.22
2-3/4	3-1/8	3/8	3/16	18702750-375B	811838	14.61
2-3/4	3-1/4	3/8	1/4	25002750-375B	811902	12.05
2-3/4	3-3/8	1/2	5/16	31202750-500B	812046	16.32
2-3/4	3-1/2	5/8	3/8	37502750-625B	812126	....
2-7/8	3-3/8	3/8	1/4	25002875-375B	811904	18.61
2-7/8	3-1/2	1/2	5/16	31202875-500B	812048	15.30
3	3-3/8	3/8	3/16	18703000-375B	811842	15.04
3	3-1/2	3/8	1/4	25003000-375B	811906	13.22
3	3-5/8	1/2	5/16	31203000-500B	812051	17.25
3	3-3/4	5/8	3/8	37503000-625B	812128	25.09
3	4	3/4	1/2	50003000-750B	812242	42.76
3-1/4	3-5/8	3/8	3/16	18703250-375B	811846	14.64
3-1/4	3-3/4	3/8	1/4	25003250-375B	811908	16.16
3-1/4	3-7/8	1/2	5/16	31203250-500B	812052	16.58
3-1/4	4	5/8	3/8	37503250-625B	812133	....
3-3/8	4-1/8	5/8	3/8	37503375-625B	812135	31.67
3-1/2	4	3/8	1/4	25003500-375B	811910	14.93
3-1/2	4-1/8	1/2	5/16	31203500-500B	812057	17.00
3-1/2	4-1/4	5/8	3/8	37503500-625B	812136	34.12
3-5/8	4	3/8	3/16	18703625-375B	811852	17.22
3-5/8	4-1/8	3/8	1/4	25003625-375B	811912	4.26

For Rod Size	For Bore Size	Type B URing Part Size		Type B URing Seal Fits A Deep Groove		
Inside Diam.	Outside Diam.	Depth	Cross Section	Part #	Baum #	Price Per Ea
3-3/4	4-1/8	3/8	3/16	18703750-375B	811854	$18.82
3-3/4	4-1/4	3/8	1/4	25003750-375B	811915	18.40
3-7/8	4-1/4	3/8	3/16	18703875-375B	811857	25.11
4	4-1/4	3/8	3/16	18704000-375B	811858	17.14
4	4-1/2	9/16	1/4	25004000-562B	811920	....
4	4-5/8	9/16	5/16	31204000-562B	812061	22.98
4	4-3/4	5/8	3/8	37504000-625B	812142	31.35
4-1/4	4-5/8	3/8	3/16	18704250-375B	811861	5.29
4-1/4	4-7/8	9/16	5/16	31204250-562B	5851427	15.40
4-1/4	5	5/8	3/8	37504250-625B	812146	27.78
4-1/4	5-1/4	3/4	1/2	50004250-750B	812250	9.97
4-1/2	5	9/16	1/4	25004500-562B	811932	24.26
4-1/2	5-1/8	5/8	5/16	31204500-625B	812071	34.12
4-1/2	5-1/4	5/8	3/8	37504500-625B	812149	29.97
4-1/2	5-1/2	3/4	1/2	50004500-750B	812254	46.34
4-3/4	5-1/4	9/16	1/4	25004750-562B	811939	21.86
4-3/4	5-3/8	5/8	5/16	31204750-625B	- - - - -	....
4-3/4	5-1/2	5/8	3/8	37504750-625B	812152	36.07
5	5-1/2	9/16	1/4	25005000-562B	811944	6.84
5	5-5/8	5/8	5/16	31205000-625B	812077	6.84
5	5-3/4	5/8	3/8	37505000-500B	812157	44.90
5-1/4	6	5/8	3/8	37505250-625B	812160	34.00
5-1/2	6	9/16	1/4	25005500-562B	811950	32.10
5-1/2	6-1/4	5/8	3/8	37505500-625B	812162	34.01
5-3/4	6-1/2	5/8	3/8	37505750-625B	812166	43.14
6	6-1/2	9/16	1/4	25006000-562B	811958	34.23
6	6-5/8	5/8	5/16	31206000-625B	812087	9.13
6	6-3/4	1/2	3/8	37506000-500B	812168	36.02
6	7	3/4	1/2	50006000-750B	812264	13.22
6-1/4	7	5/8	3/8	37506250-625B	812172	54.49
6-1/2	7-1/8	5/8	5/16	31206500-625B	812090	11.76
6-1/2	7-1/4	1/2	3/8	37506500-500B	- - - - - -	....
6-3/4	7-1/4	9/16	1/4	25006750-562B	811966	9.29
6-3/4	7-3/8	5/8	5/16	31206750-625B	- - - - - -	....
6-3/4	7-1/2	5/8	3/8	37506750-625B	812180	61.58
7	7-1/2	3/8	1/4	25007000-375B	811969	9.20
7	7-3/4	5/8	3/8	37507000-625B	812186	11.60
7-1/2	8	9/16	1/4	25007500-562B	811972	51.99
7-1/2	8-1/4	5/8	3/8	37507500-625B	- - - - - -	....

ASK FOR QUANTITY DISCOUNT *Prices subject to change without notice.*

 © Baum Hydraulics Corporation

NON-LOADED U-SEALS

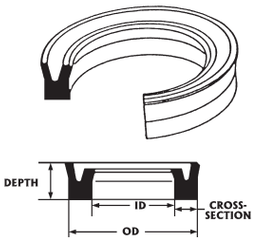

Rod U-Seals

The latest innovation in rod seal designs. This U-Seal is specifically engineered to seal on its inside diameter. It was developed to attain maximum life and reliability in rod sealing.

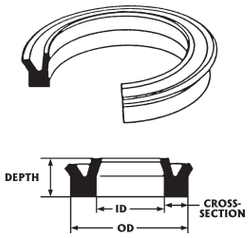

Piston U-Seals

The latest development in specialty piston seals. This U-Seal is specifically designed to seal on its outside diameter. It was developed to extend serviceability and improve reliability in piston sealing.

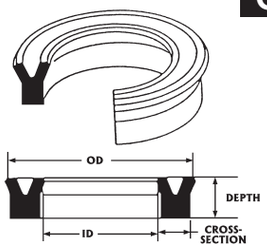

Symmetrical U-Seal

This U-Seal can be used interchangeable for either rod or piston sealing.

Almost all of these U-Seals are greater in depth than in cross section, and may fit in one backup or two backup O-Ring groove, but not in the no backup O-ring grooves. U-Seals are made of a superior blend of urethane to provide maximum service life and performance

Rode Size	Bore Size			Less Deep U-Seal			
Inside Diam.	Outside Diam.	Type	Cross Section	Part #	Baum #	Depth	Price Per Ea
5/16	13/16	Sym.	1/4	25000312-250	585098	1/4	$....
7/16	11/16	Rod	1/8	12500437-125	584702	1/8	....
1/2	1	Sym.	1/4	25000500-250	585106	1/4	10.02
3/4	1	Sym.	1/8	12500750-125	584938	1/8	8.37
3/4	1-1/4	Sym.	1/4	25000750-250	585112	1/4	12.69
1	1-1/2	Sym.	1/4	25001000-250	585116	1/4	14.50
1	1-1/2	Rod	1/4	25001000-250	584792	1/4	8.42
1-1/4	1-5/8	Rod	3/16	18701250-250	584748	1/4	11.04
1-1/4	1-3/4	Sym.	1/4	25001250-250	585124	1/4	15.46
1-3/4	1-7/8	Sym.	1/4	25001375-250	740510	1/4	40.87
1-3/8	2	Sym.	1/4	31201375-266	585194	5/16	13.38
1-1/2	1-7/8	Rod	3/16	18701500-250	584756	1/4	11.30
1-1/2	2	Sym.	1/4	25001500-312	585130	5/16	12.26
1-3/4	2-1/8	Rod	3/16	18701750-250	584768	1/4	11.73
2	2-3/8	Sym.	3/16	18702000-250	585048	1/4	22.98
2	2-3/8	Rod	3/16	18702000-280	584771	9/32	16.32
3	3-1/2	PST	1/4	25003000-250	584562	1/4	19.84
3-1/4	3-3/4	Rod	1/4	25003250-375	584818	3/8	30.55
3-3/4	4-1/2	Sym.	3/8	37503750-375	585254	3/8	31.36
4	4-1/2	Rod	1/4	25004000-375	584824	3/8	42.66
4	4-1/2	PST	1/4	25004000-375	584574	3/8	31.67

Rode Size	Bore Size		Buffer Rings			
Inside Diam.	Outside Diam.	Cross Section	Part #	Baum #	Depth	Price Per Ea
1-1/4	1-3/4	1/8	25001250-125-BR	- - - - -	1/4	....
1-1/2	2	1/8	25001500-125-BR	- - - - -	1/4	....
1-3/4	2-1/4	1/8	25001750-125-BR	- - - - -	1/4	10.02
2	2-1/2	1/8	25002000-125-BR	748416	1/4	8.37
2-1/4	2-7/8	3/16	31202250-187-BR	748420	5/16	12.69
2-3/8	3	3/16	31202375-187-BR	748426	5/16	14.50
2-1/2	3-1/8	3/16	31202500-187-BR	748432	5/16	8.42
2-3/4	3-3/8	3/16	31202750-187-BR	748440	5/16	11.04
3	3-5/8	5/16	31203000-187-BR	748444	3/16	15.46
3-1/4	3-7/8	5/16	31203250-187-BR	748445	3/16	40.87

Rode Size	Bore Size			Medium Deep U-Seal			
Inside Diam.	Outside Diam.	Type	Cross Section	Part #	Baum #	Depth	Price Per Ea
1/4	3/4	Sym.	1/4	25000250-312	585096	5/16	$....
5/16	13/16	Sym.	1/4	25000312-312	585100	5/16	....
3/8	7/8	Sym.	1/4	25000375-312	585104	5/16	....
1	1-3/8	Rod	3/16	18701000-250	584738	1/4	11.84
1-1/8	1-3/8	Sym.	1/8	12501125-187	584954	3/16	10.13
1-1/4	1-5/8	Rod	3/16	18701250-312	584750	5/16	9.65
1-3/8	1-5/8	Sym.	1/8	12501375-187	584964	3/16	22.13
1-3/8	1-3/4	Rod	3/16	18701375-312	584754	5/16	12.05
1-1/2	1-3/4	Sym.	1/8	12501500-187	584968	3/16	12.96
1-1/2	1-7/8	Sym.	3/16	18701500-312	585024	5/16	17.28
1-1/2	1-7/8	Rod	3/16	18701500-312	584758	5/16	10.18
1-1/2	2	Sym.	1/4	18701500-280	584757	9/32	16.90
1-3/4	2-1/8	Rod	3/16	18701750-280	5847687	9/32	13.28
2	2-3/8	Sym.	3/16	18702000-312	585052	5/16	21.33
2	2-3/8	Rod	3/16	18702000-312	584772	5/16	14.34
2-1/8	2-1/2	PST	3/16	18702125-312	584522	5/16	16.32
2-3/4	3-1/2	PST	3/8	37502750-500	584624	1/2	33.27
3	3-1/2	PST	1/4	25003000-375	584564	3/8	25.11
3	3-1/2	Rod	1/4	25003000-375	584816	3/8	18.07
3-1/4	4	PST	3/8	37503250-500	584632	1/2	23.03
3-3/8	3-3/4	Sym.	3/16	18703375-375	740508	3/8	43.67
3-3/4	4-1/2	PST	3/8	37503750-500	584638	1/2	96.34
4	4-3/4	Sym.	3/8	37504000-500	585256	1/2	40.10
4-1/4	5	PST	3/8	37504250-500	584644	1/2	40.31
4-1/2	5	Sym.	1/4	25004500-375	- - - - - -	3/8	....
4-1/2	5	PST	1/4	25004500-375	584580	3/8	43.56
4-1/2	5-1/4	Sym.	3/8	37504500-500	585268	1/2	....
5-1/4	6	PST	3/8	37505250-500	584650	1/2	58.17
7-1/2	8-1/4	Sym.	3/8	37507500-500	585286	1/2	35.15

BUFFER RINGS

Prices subject to change without notice. **ASK FOR QUANTITY DISCOUNT**

NON-LOADED U-SEALS

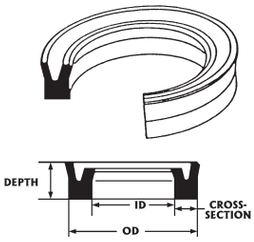

Rod U-Seals

The latest innovation in rod seal designs. This U-Seal is specifically engineered to seal on its inside diameter. It was developed to attain maximum life and reliability in rod sealing.

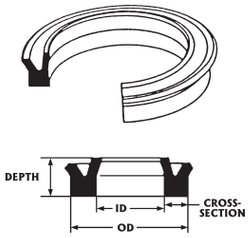

Piston U-Seals

The latest development in specialty piston seals. This U-Seal is specifically designed to seal on its outside diameter. It was developed to extend serviceability and improve reliability in piston sealing.

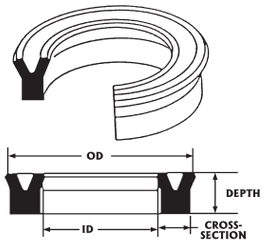

Symmetrical U-Seal

This U-Seal can be used interchangeable for either rod or piston sealing.

Almost all of these U-Seals are greater in depth than in cross section, and may fit in one backup or two backup O-Ring groove, but not in the no backup O-ring grooves. U-Seals are made of a superior blend of urethane to provide maximum service life and performance

Rode Size	Bore Size			Deep U-Seal			
Inside Diam.	Outside Diam.	Type	Cross Section	Part #	Baum #	Depth	Price Per Ea
3/8	3/4	Sym.	3/16	18700375-312	584988	5/16	$....
1/2	7/8	Sym.	3/16	18700500-312	584992	5/16	6.86
5/8	7/8	Rod	1/8	12500625-250	584710	1/4	5.73
3/4	1	Rod	1/8	12500750-250	584712	1/4	8.53
7/8	1-1/8	Rod	1/8	12500875-250	584714	1/4	10.34
1	1-1/4	Rod	1/8	12501000-250	584716	1/4	6.45
1	1-3/8	Sym.	3/16	18701000-312	585010	5/16	11.04
1-1/8	1-1/2	Rod	3/16	18701125-312	584744	5/16	11.20
1-1/4	1-1/2	Rod	1/8	12501250-250	584718	1/4	9.81
1-1/4	1-3/4	Sym.	1/4	25001250-375	585126	3/8	14.40
1-1/4	1-3/4	Rod	1/4	25001250-375	584796	3/8	10.98
1-3/8	1-5/8	Rod	1/8	12501375-250	584720	1/4	10.13
1-3/8	1-7/8	Rod	1/4	25001375-375	584798	3/8	14.18
1-3/8	2	PST	5/16	31201375-500	584598	1/2	16.00
1-1/2	1-7/8	Rod	3/16	18701500-375	584760	3/8	9.81
1-1/2	2	Sym.	1/4	25001500-375	585132	3/8	15.84
1-1/2	2	Rod	1/4	25001500-375	584802	3/8	12.05
1-1/2	2	PST	1/4	25001500-375	584546	3/8	13.12
1-5/8	2	PST	3/16	18701625-375	584520	3/8	7.25
1-5/8	2	Rod	3/16	18701625-375	584766	3/8	13.01
1-5/8	2-1/4	Rod	1/4	25001625-375	584804	3/8	9.76
1-3/4	2-1/8	Rod	3/16	18701750-375	584770	3/8	8.32
1-3/4	2-1/4	Sym.	1/4	25001750-375	585134	3/8	17.54
1-3/4	2-1/4	Rod	1/4	25001750-375	584806	3/8	13.01
1-7/8	2-1/2	PST	5/16	31201875-500	584600	1/2	25.81
2	2-3/8	Sym.	3/16	18702000-375	585054	3/8	21.33
2	2-3/8	Rod	3/16	18702000-375	584774	3/8	14.08
2	2-1/2	Sym.	1/4	25002000-375	585136	3/8	23.57

Rode Size	Bore Size			Deep U-Seal			
Inside Diam.	Outside Diam.	Type	Cross Section	Part #	Baum #	Depth	Price Per Ea
2	2-1/2	Rod	1/4	25002000-375	584808	3/8	16.80
2	2-1/2	PST	1/4	25002000-375	584550	3/8	14.24
2-1/8	2-1/2	PST	3/16	18702125-375	584524	3/8	17.33
2-1/8	2-5/8	Sym.	1/4	25002125-375	740512	3/8	37.48
2-1/4	2-3/4	Sym.	1/4	25002250-375	585138	3/8	22.87
2-1/4	2-3/4	Rod	1/4	25002250-375	584810	3/8	14.02
2-3/8	3	PST	5/16	31202375-500	584602	1/2	17.33
2-1/2	3	Sym.	1/4	25002500-375	585144	3/8	24.58
2-1/2	3	PST	1/4	25002500-375	584558	3/8	17.38
2-1/2	3	Rod	1/4	25002500-375	584812	3/8	19.14
2-3/4	3-1/4	Rod	1/4	25002750-375	584814	3/8	23.41
2-7/8	3-1/2	PST	5/16	31202875-500	584604	1/2	31.57
3-1/2	4	PST	1/4	25003500-375	584570	3/8	27.14
3-1/2	4-1/4	Rod	3/8	37503500-625	584876	5/8	50.71
3-5/8	4	PST	3/16	18703625-375	584528	3/8	21.33
3-3/4	4-1/4	PST	1/4	25003750-375	584572	3/8	22.87
3-7/8	4-1/4	Sym.	3/16	18703875-375	585080	3/8	....
4-1/8	4-5/8	Sym.	1/4	25004125-562	585160	9/16	....
4-1/4	5	PST	3/8	37504250-625	584645	5/8	40.79
4-1/2	5	PST	1/4	25004500-562	584582	9/16	48.89
4-1/2	5-1/4	Sym.	3/8	37504500-625	740520	5/8	65.29
4-3/4	5-1/4	Sym.	1/4	25004750-562	740514	9/16	108.02
5	5-3/4	Rod	3/8	37505000-625	584886	5/8	38.64
5-1/8	5-3/4	Sym.	5/16	31205125-625	740518	5/8	5.59
5-1/4	6	PST	3/8	37505250-625	584652	5/8	70.33
5-1/2	6	PST	1/4	25005500-562	584596	9/16	36.04
8	9	PST	1/2	50008000-750	740532	3/4	311.60
9	10	PST	1/2	50009000-750	584676	3/4	65.18

ASK FOR QUANTITY DISCOUNT *Prices subject to change without notice.*

 © Baum Hydraulics Corporation

METAL CLAD CANNED WIPERS

		WPC & WPB *			
Shaft Size Inch	Bore Size Inch	Seal #	Baum #	Seal Depth	Price Per Ea
.500	.750	AR0437-E0	793046	.126	$2.64
.625	.875	AR0633-E0	793052	.125	21.79
.625	.938	AR8081-E0	793310	.189	3.96
.750	1.000	AR0888-E0	793072	.125	6.59
.750	1.250	AR0913-E0	793078	.252	7.73
.875	1.125	AR1168-E0	793098	.125	8.93
.875	1.250	AR1172-E0	793100	.187	5.52
1.000	1.250	AR1399-F0	793112	.126	3.00
1.000	1.375	AR1402-F0	793114	.187	7.64
1.000	1.500	AR1418-E0	793116	.189	9.26
1.063	1.499	AR1491-E0	793126	.189	5.27
1.125	1.375	AR1588-F0	793134	.125	16.04
1.125	1.499	AR1592-E0	793136	.187	17.48
1.125	1.561	AR7108-E0	793256	.252	8.76
1.125	1.624	AR1598-E0	793142	.252	9.77
1.187	1.627	AR1774-F0*	793144	.252	7.55
1.250	1.500	AR1815-E0	793146	.126	3.06
1.250	1.686	AR1818-F0	793150	.189	4.79
1.250	1.752	AR1826-E0	793152	.252	9.09
1.250	1.874	AR1832-E1	793156	.252	8.84
1.375	1.625	AR1994-F0	793164	.126	9.78
1.375	1.750	AR1995-E0	793166	.187	6.37
1.375	1.874	AR1997-E0	793168	.252	16.77
1.500	1.874	AR7901-E0	793300	.252	8.67
1.500	1.875	AR2263-E0	793184	.189	5.10
1.500	2.000	AR2269-F0	793190	.252	8.84
1.625	2.125	AR7270-E0	793264	.252	4.67
1.750	2.125	AR2573-E0	793200	.189	8.59
1.750	2.250	AR2575-F0	793202	.252	13.85
1.750	2.374	AR6868-E0	793244	.252	5.44
1.750	2.623	AR7383-E0	793276	.252	5.87
1.875	2.250	AR2746-E0	793206	.187	13.85
1.875	2.502	AR7241-E0	793262	.250	27.37
* WPC seals which have a rubber coating on metal cover					

		Canned Wiper			
Shaft Size Inch	Bore Size Inch	Seal #	Baum #	Seal Depth	Price Per Ea
.625	1.125	J-0625	740006	.312	$27.81
.875	1.375	J-0875	740012	.312	30.12
1.000	1.500	J-1000	740015	.312	7.89
1.125	1.624	J-1125	740018	.312	9.92
1.250	1.752	J-1250	740021	.312	16.37
1.375	1.875	J-1375	740087	.312	9.60
1.500	2.000	J-1500	740024	.312	19.73
1.500	2.250	110016000A	740027	.375	53.35
1.750	2.250	J-1750	740031	.312	9.81
1.750	2.437	110021000A	740033	.375	56.31
1.750	2.500	110018000A	740029	.375	63.33

		C/R Scraper			
Shaft Size Inch	Bore Size Inch	Seal #	Baum #	Seal Depth	Price Per Ea
.500	1.000	504260	3172527	.281	$10.27
.625	1.125	504261	3172528	.281	11.22
.750	1.250	504262	3172529	.281	11.08
.875	1.375	504263	317253	.281	13.93
1.000	1.500	504264	3172531	.281	11.81
1.250	1.752	504266	3172533	.281	15.86
1.500	2.000	504268	3172535	.281	17.33
1.750	2.250	504270	3172537	.281	18.34
1.875	2.375	504271	3172538	.281	....

Prices subject to change without notice. **ASK FOR QUANTITY DISCOUNT**

METAL CLAD CANNED WIPERS

		WPC & WPB *			
Shaft Size Inch	Bore Size Inch	Seal #	Baum #	Seal Depth	Price Per Ea
2.000	2.375	AR2905-F0	793208	.189	$7.85
2.000	2.502	AR2908-E0	793210	.252	14.41
2.000	2.623	AR2912-F0	793212	.252	11.58
2.125	2.500	AR6830-E0	793242	.187	8.82
2.250	2.625	AR3116-E0	793218	.250	15.54
2.250	2.750	AR3117-E0	793220	.252	9.39
2.500	3.000	AR3329-E0	793226	.252	15.32
2.500	3.125	AR8532-E0	793328	.252	4.74
2.625	3.125	AR6989-E0	793250	.250	70.68
2.660	3.250	AR6917-E0	793248	.374	12.74
2.750	3.125	AR3473-E0	793228	.187	7.53
2.750	3.251	AR3475-F0	793230	.252	9.76
2.750	3.752	AR7302-E0	793270	.374	....
3.000	3.500	AR3647-E0	793232	.250	8.74
3.000	3.752	AR8574-E0	793336	.252	9.40
3.500	4.003	AR3884-E0	793234	.250	8.74
* WPC seals which have a rubber coating on metal cover					

		C/R Scraper			
Shaft Size Inch	Bore Size Inch	Seal #	Baum #	Seal Depth	Price Per Ea
2.000	2.502	504272	3172539	.281	$14.75
2.000	2.623	504273	317254	.281	19.12
2.250	2.750	504275	3172542	.281	19.77
2.500	3.000	504277	3172544	.281	20.50
2.750	3.250	504279	3172546	.281	16.52
3.000	3.500	504281	3172548	.281	18.29
3.250	3.875	504283	317255	.328	23.05
3.500	4.125	504285	3172552	.328	15.34
3.750	4.375	504287	3172554	.328	16.53
4.000	4.625	504289	3172556	.328	31.16
4.250	4.875	504291	3172558	.328	55.09

		Canned Wiper			
Shaft Size Inch	Bore Size Inch	Seal #	Baum #	Seal Depth	Price Per Ea
2.000	2.502	J-2000	740036	.312	$10.61
2.000	2.686	110026000A	740039	.375	67.07
2.000	2.750	110027000A	740040	.375	52.91
2.250	2.750	110029000A	740100	.250	61.42
2.250	2.750	J-2250	740042	.312	8.96
2.250	3.000	110032000A	740045	.375	59.48
2.375	2.875	J-2375	740048	.312	39.90
2.375	3.125	110036000A	740053	.375	53.05
2.500	3.000	J-2500	740054	.312	13.49
2.500	3.125	110038000A	740056	.250	24.02
2.500	3.250	110039000A	740057	.375	70.66
2.750	3.250	J-2750	740060	.312	14.24
2.750	3.500	110043000A	740124	.250	54.07
2.750	3.500	110044000A	740127	.500	63.15
2.750	3.750	110045000A	740063	.500	85.74
3.000	3.500	J-3000	740066	.312	13.49
3.000	4.000	110049000A	740069	.500	86.98
3.250	3.875	J-3250	740071	.312	15.00
3.250	4.250	110054000A	740072	.500	55.86
3.500	4.000	110056000A	740139	.312	60.25
3.500	4.125	J-3500	740074	.312	18.03
3.500	4.250	110059000A	740142	.250	101.89
3.500	4.500	110060000A	740075	.500	85.58
3.750	4.375	J-3750	740106	.312	20.91
3.750	4.750	110064000A	740145	.500	55.76
4.000	4.625	J-4000	740109	.312	23.99
4.000	4.750	110067000A	740112	.312	119.60
4.250	5.250	110072000A	740148	.500	25.49
4.375	5.250	110073000A	740151	.312	117.16
4.500	5.125	J-4500	740079	.312	34.28
4.750	5.750	110080000A	740157	.500	100.08
5.000	5.625	J-5000	740080	.312	34.02
5.000	5.750	110082000A	740081	.312	97.70
6.000	7.000	110088000A	740163	.500	180.70

ASK FOR QUANTITY DISCOUNT *Prices subject to change without notice.*

 © Baum Hydraulics Corporation

TYPE D SERIES ROD WIPER RINGS

Rod Size Inches	Wiper O.D. Inches	Wiper Base Thickness Inches	Wiper Shoulder Diam. Inches	Baum #	Urethane Wiper Price Per Ea	Baum #	Hi-Temp Wiper Price Per Ea
3/4	1-1/8	3/16	.995	746948	$1.49	- - - - -	....
1	1-3/8	3/16	1.245	746950	2.29	813611	3.28
1-1/8	1-1/2	3/16	1.370	746952	2.45	813613	3.01
1-1/4	1-5/8	3/16	1.495	746954	1.87	813615	4.85
1-3/8	1-3/4	3/16	1.620	746956	3.68	813617	4.75
1-1/2	1-7/8	3/16	1.745	746958	3.95	813619	4.75
1-3/4	2-1/8	3/16	1.995	746962	3.52	- - - - -	....
2	2-1/2	1/4	2.327	746964	7.25	813627	4.91
2-1/4	2-3/4	1/4	2.577	746966	5.12	- - - - -	....
2-1/2	3	1/4	2.827	746970	4.43	813635	5.60
2-3/4	3-1/4	1/4	3.077	746974	5.71	- - - - -	....
3	3-1/2	1/4	3.327	746976	6.08	- - - - -	....
3-1/8	3-5/8	1/4	3.452	746977	22.35	- - - - -	....
3-1/4	3-3/4	1/4	3.577	746978	5.33	- - - - -	....
3-1/2	4	1/4	3.827	746980	7.78	- - - - -	....
3-3/4	4-1/4	1/4	4.077	746981	7.73	- - - - -	....
4	4-1/2	1/4	4.327	746982	7.78	- - - - -	....
4-1/2	5-1/4	3/8	4.993	746986	16.00	- - - - -	....
5	5-3/4	3/8	5.493	746990	21.49	- - - - -	....
5-1/4	6	3/8	5.743	746992	34.36	- - - - -	....
5-1/2	6-1/4	3/8	5.993	746994	18.40	- - - - -	....
6	6-3/4	3/8	6.493	746998	20.75	- - - - -	....
7-1/2	8-1/4	3/8	7.993	747008	50.34	- - - - -	....
8	8-3/4	3/8	8.493	747010	57.63	- - - - -	....
10	11	1/2	10.659	747012	85.32	- - - - -	....



H WIPER URETHANE DOUBLE-LIP ROD WIPERS FOR CYLINDERS

** for example Part # is H-1500 for 1-1/2 shaft size

Rod Size Inches	Wiper O.D. Inches	Wiper Base Thickness Inches	Wiper Shoulder Diam. Inches	Urethane Wiper #	Baum #	Hi-Temp Wiper Price Per Ea
5/8	7/8	.194	.745	H-0625	- - - - - -	$....
3/4	1-14/8	.174	.870	H-0750	814664	....
1	1-3/8	.212	1.135	H-1000	- - - - - -	....
1-1/8	1-1/2	.212	1.260	H-1125	- - - - - -	....
1-1/4	1-5/8	.212	1.385	H-1250	- - - - - -	....
1-1/2	1-7/8	.212	1.635	H-1500	- - - - - -	....
1-3/4	2-1/8	.212	1.885	H-1750	- - - - - -	....
2	2-3/8	.212	2.135	H-2000	- - - - -	....
2-1/4	2-3/4	.275	2.385	H-2250	- - - - - -	....
2-1/2	3	.275	2.635	H-2500	814704	....
3	3-1/2	.275	3.135	H-3000	- - - - - -	....
3-1/2	4	.275	3.635	H-3500	814720	....
3-3/4	4-1/2	.275	3.855	H-3750	814724	....
4	4-1/2	.275	4.135	H-4000	814728	....
5	5-1/2	.275	5.135	H-5000	- - - - - -	....
5-1/2	6	.275	5.635	H-5500	814746	....



K WIPER URETHANE DOUBLE-LIP ROD WIPERS FOR CYLINDERS

** for example Part # is K-1500 for 1-1/2 shaft size

Rod Size Inches	Wiper O.D. Inches	Wiper Base Thickness Inches	Wiper Shoulder Diam. Inches	Urethane Wiper #	Baum #	Hi-Temp Wiper Price Per Ea
1-1/8	1-1/2	.190	1.207	K-1125	814794	$....
1-1/4	1-5/8	.190	1.332	K-1250	- - - - - -	....
1-3/8	1-3/4	.190	1.457	K-1375	814802	....
1-3/4	2-1/8	.190	1.832	K-1750	- - - - - -	....
2-1/4	2-3/4	.250	2.407	K-2250	- - - - - -	....
2-1/2	3	.250	2.657	K-2500	- - - - - -	....
3	3-1/2	.250	3.157	K-3000	- - - - - -	....
3-1/2	4	.250	3.657	K-3500	814838	....
4	4-1/2	.250	4.157	K-4000	- - - - - -	....
4-1/2	5	.250	4.657	K-4500	814854	....
5	5-1/2	.250	5.157	K-5000	- - - - - -	....

TYPE AN, WIPR RINGS

Hi-Temp Rod Size Inches	Wiper O.D. Inches	Wiper Base Thickness Inches	Wiper Shoulder Diam. Inches	Baum #	AN-Urethane Wiper Price Per Ea	Baum #	Wiper Price Per Ea
3/4	1.016	.104	.873	746756	$2.24	- - - - -	....
1	1.278	.104	1.126	746760	2.19	813447	3.31
1-1/8	1.403	.104	1.251	746762	1.97	- - - - -	....
1-1/4	1.528	.104	1.376	746764	3.04	- - - - -	....
1-3/8	1.684	.104	1.519	746766	3.04	- - - - -	....
1-1/2	1.809	.104	1.645	746768	3.15	- - - - -	....
1-5/8	1.934	.104	1.770	746769	17.22	- - - - -	....
1-3/4	2.059	.104	1.895	746770	3.36	- - - - -	....
2	2.309	.104	2.145	746776	3.84	- - - - -	....
2-1/4	2.559	.104	2.395	746780	17.97	- - - - -	....
2-3/8	2.684	.104	2.520	746782	8.67	- - - - -	....
2-1/2	2.809	.104	2.645	746784	3.95	- - - - -	....
2-7/8	3.246	.119	3.051	746783	11.67	- - - - -	....
3	3.372	.119	3.177	746792	5.81	- - - - -	....
3-1/8	3.497	.119	3.302	746798	5.76	- - - - -	....
3-1/4	3.622	.119	3.427	746799	5.07	- - - - -	....
3-3/8	3.747	.119	3.552	746800	13.83	- - - - -	....
3-1/2	3.872	.119	3.677	746803	7.09	- - - - -	....
3-3/4	4.122	.119	3.927	746804	5.71	- - - - -	....
3-7/8	4.246	.119	4.052	813518	15.19	- - - - -	....
4	4.434	.135	4.208	746808	7.30	- - - - -	....
4-3/8	4.810	.135	4.584	746811	10.32	- - - - -	....
5	5.434	.135	5.208	746815	20.86	- - - - -	....
5-1/4	5.684	.135	5.458	746828	6.40	- - - - -	....
6	6.496	.151	6.240	746832	24.48	- - - - -	....
7	7.496	.151	7.240	746833	29.22	- - - - -	....

Prices subject to change without notice. **ASK FOR QUANTITY DISCOUNT**

METRIC ROD WIPERS & PISTON SEALS

PLEASE CALL FOR OTHER SIZES - OVER 2,000 ADDITIONAL SIZES AVAILABLE!

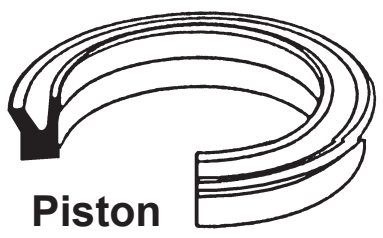

Piston U-Seals

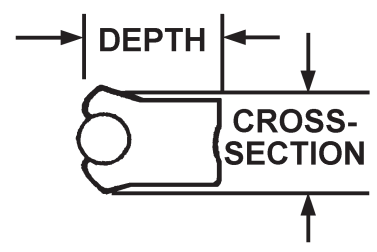



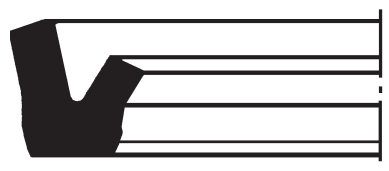

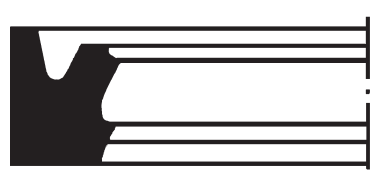

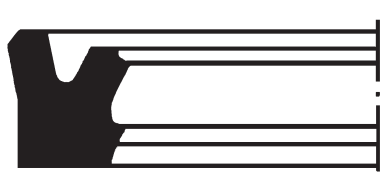

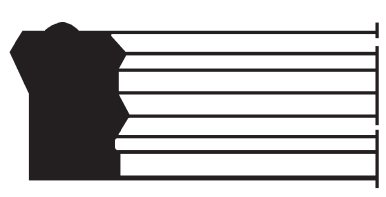

Inside Diam. MM	Outside Diam. MM	Height MM	Part #	Baum #	Price Per Ea
Rod Seal Loaded U-Seal Type A BA-Euro					
6	14	5.7	BA-0052-00030	847850	$15.84
20	30	7.3	BA-2019-00030	847859	9.86
25	33	5.7	BA-2169-00030	847863	11.57
32	42	7.3	BA-3105-00030	847873	13.33
40	55	11.4	BA-4051-00030	847881	13.44
45	55	7.3	BA-4168-00030	847882	48.18
80	100	15.0	BA-8060-00030	847902	35.99
Rod U-Seal Q3-Euro					
40	50	9.0	Q3-4009-Z5002	848023	$10.45
Rod U-Seal C1-Euro					
12	20	5.5	CI-1033-N3571	847980	$8.04
25	35	5.0	C1-2065-N3571	847998	38.55
28	36	5.5	C1-2085-N3571	848001	24.93
28	40	8.5	C1-2095-N3571	848003	14.88
30	38	5.5	C1-3005-N3571	848004	23.18
30	38	8.0	C1-3010-N3571	848005	26.09
40	48	5.5	C1-4005-N3571	848009	63.21
42	52	7.0	C1-4025-N3571	848011	75.77
Rod U-Seal BS-Euro					
20	30	7.7	BS-2030-P5008	848030	$38.26
25	35	7.3	BS-2535-P5008	848032	14.61
50	65	11.4	BS-5065-P5008	848041	15.09
70	80	12.0	BS-7080-P5008	848044	12.66
Rod U-Seal B3-Euro					
40	50	10.0	B3-4005-P5008	848065	$14.72
50	60	7.3	MRTU-50x60x7.3	740536	56.53
75	85	7.0	B3-7585-P5008	848068	35.08
Rod U-Seal B3-Asian					
45	55	8.0	B305-0045-8	848086	$16.58
50	65	9.0	B307-5050-9	848090	13.14
Rod U-Seal BD-Euro					
90	105	11.4	BD-0090-00042	847831	$47.53

METRIC ROD WIPERS & PISTON SEALS

PLEASE CALL FOR OTHER SIZES - OVER 2,000 ADDITIONAL SIZES AVAILABLE!

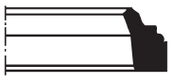

H Wiper Scraper AY-Euro					
Inside Diam. MM	Outside Diam. MM	Height MM	Part #	Baum #	Price Per Ea
18	24	4.8	AY-1080-P5008	847750	$9.54
Scraper Wiper A1-Euro					
18	26	7.0	A1-1035-N3587	847711	$6.27
25	33	7.0	A1-2025-N3584	847715	17.01
28	36	7.0	A1-2035-N3587	847716	11.50
40	48	7.0	A1-4005-N3587	847723	15.36
Piston U-Seal B7-Euro					
40	50	7.3	B7-5040-P5008	847780	$50.86
70	80	6.7	B7-8010-P5008	847783	55.54
105	125	14.5	B7-C215-P5008	847786	33.78
135	160	18.2	B7-G035-P5008	847787	101.49
Piston U-Seal B7-Asian					
35	45	6.0	B705-0035-6	847791	$48.76
Canned Wiper AH-Asian					
30	42	6.0	AH06-0030-69	847741	$55.83
Canned Wiper J-Asian					
45	57	7.0	J06-0045-7	847612	$34.29
50	62	7.0	J06-0050-7	847613	82.54
Canned Wiper AM-Euro					
18	28	10.0	AM-1080-Z5053	847642	$6.67
30	40	8.0	AM-3010-Z5053	847646	8.28
32	45	8.0	AM-3020-Z5053	847647	68.10
35	45	7/10	AM-3050-Z5053	847648	12.53
40	50	10.0	AM-4005-Z5053	847651	11.41
50	65	8.0	AM-5010-Z5053	847654	70.62
D Wiper-Rubber A5-Euro					
20	28	7.0	A5-2010-N3587	847690	$16.42
22	30	7.0	A5-2014-N3587	847691	16.32
30	38	7.0	A5-3002-N3587	847694	21.91

 © Baum Hydraulics Corporation

O-RING MEASURING TAPE

Use this handy tape to measure the size of your O-Rings. Measures metric o-rings from 70mm to 254 mm on one side and standard o-rings from 3-1/8' to 10" on the other side.

Part Number:850340 **Price Per Piece:**
ORMMT ORING **$79.86**

BRASS O-RING TOOL KIT

Kit consists of two tools designed specifically for removal & replacement of all types of O-Rings. Each tool is made of solid brass to minimize the danger of damaging the O-Ring groove or the metal parts near the seal. Tools come in a handy plastic pocket case.

Part Number:849893 **Price Per Piece:**
ORNG TOOL **$22.92**

ROD INSTALLATION TOOL

Part Number	Price Per Piece:
RT-100	$85.29
RT-150	85.26
RT-200	85.26

*NEW PRODUCT:

1337 total pieces O-Ring Assortment Kit

70D PCS	70D PCS	70D PCS	70D PCS	70D PCS	70D PCS	70D PCS	70D PCS
006 50	014 50	022 25	114 30	122 15	215 15	223 10	327 6
007 50	015 30	023 25	115 30	123 15	216 10	224 10	328 6
008 50	016 30	024 25	116 15	124 15	217 10	320 8	329 6
009 50	017 30	025 25	117 15	210 15	218 10	321 8	330 6
010 50	018 30	110 30	118 15	211 15	219 10	322 8	425 3
011 50	019 30	111 30	119 15	212 15	220 10	324 6	426 3
012 50	020 30	112 30	120 15	213 15	221 10	325 6	427 2
013 50	021 25	113 30	121 15	214 15	222 10	326 6	428 2

$

N70WHSEKIT
64 STANDARD SIZES
1337 TOTAL PCS
SPLICING KIT CONSISTS OF:
5 FOOT EACH OF
.070/.103/.139/.210 AND .275 CORD
SPLICING JIG, RAZOR BLADE,
ADHESIVE, 2PCS INSTALL PICKS

ASK FOR QUANTITY DISCOUNT *Prices subject to change without notice.*

 © Baum Hydraulics Corporation

Prince™ - SV Standard Series Sectional Directional Control Valves

Pressure Rating: Maximum Operation Pressure: 3000 PSI, Maximum Tank Pressure: 500 PSI, Nominal Flow Rating: 12 GPM

BAUM SEQ. NO.	PART NO.	DESCRIPTION	PORT SIZE	PRICE PER PIECE
PRINCE - INLET SECTIONS - All have both top and side inlet ports				
178202	SVI21	No relief	#10 SAE ORB	$72.19
178204	SVI24	Adjustable low pressure relief set at 1000 PSI	#10 SAE ORB	100.63
178206	SVI15	Adjustable high pressure relief set at 2000 PSI	#8 SAE ORB	96.71
178208	SVI25	Adjustable high pressure relief set at 2000 PSI	#10 SAE ORB	111.70
PRINCE - WORK SECTIONS - All have load check and standard lever handle				
178210	SVW1AA1	3-Way Single Acting w/ Spring Center	#8 SAE ORB	136.83
178212	SVW1BA1	4-Way Double Acting w/ Spring Center	#8 SAE ORB	201.67
178214	SVW1BB1	4-Way Double Acting w/ 3 Position Detent	#8 SAE ORB	158.97
178216	SVW1CA1	4-Way Motor Spool w/ Spring Center	#8 SAE ORB	198.57
178218	SVW1CB1	4-Way Motor Spool w/ 3 Position Detent	#8 SAE ORB	225.46
178220	SVW1DD1	4-Way 4 Position Float w/ Spring Center	#8 SAE ORB	223.39
178222	SVL1CA1	4-Way 4 Spool w/ Spring Center	#8 SAE ORB	262.49
178224	SVM1ES1	4-Way Meter Spool w/ Spring Center	#8 SAE ORB	127.05
PRINCE - OUTLET SECTION - All have both top and side outlet ports				
178226	SVE11	Open Center Outlet w/ Conversion Plug	#8 SAE ORB	66.29
178228	SVE21	Open Center Outlet w/ Conversion Plug	#10 SAE ORB	85.84
178230	SVE22	Power Beyond Outlet w/ #8 SAE Beyond Port	#10 SAE ORB	99.29
178232	SVE23	Closed Center Outlet	#10 SAE ORB	76.12
178234	SVE26	Open Center Outlet Pressure Build-up Valve	#10 SAE ORB	105.61
178236	SVE27	Poer Beyond Pressure Build-up Valve	#10 SAE ORB	117.49

Prince

Model SV



SVI15 Inlet

SVW1BA1 Work Section

SVE11 Outlet

ACCESSORIES for Prince™ SV Standard Series

BAUM SEQ. NO.	PART NO.	DESCRIPTION	PRICE PER PIECE
PRINCE - TIE ROD KITS			
(Torque 150 in-lbs± 6 in-lbs or 12-1/2 ft-lbs ± 1/2)			
178238	660401001	One Work Section	$19.70
178240	660401002	Two Work Section	51.54
178242	660401003	Three Work Section	55.84
178244	660401004	Four Work Section	100.72
178246	660401005	Five Work Section	109.60
178248	660401006	Six Work Section	54.65
178250	660401007	Seven Work Section	26.36
178252	660401008	Eight Work Section	30.21
178254	660401009	Nine Work Section	14.33
178256	660401010	Ten Work Section	32.51
PRINCE - SPOOL ATTACHMENT KITS			
178258	660180001	Spring Center Kit	71.09
178260	660180002	3 Position Detent Kit	117.01
178262	660180003	Friction Detent Kit	61.47
178264	660180051	Float Detent kit	86.20

BAUM SEQ. NO.	PART NO.	DESCRIPTION	PRICE PER PIECE
PRINCE - HANDLE KITS			
178266	660180011	Standard Handle Kit	68.13
178268	660180032	Clevis Sub-Assembly	56.28
178270	660180005	Complete Handle Kit	....
178272	660180031	Pin Kit	15.55
PRINCE - SEAL KITS			
178274	660580001	SVW/SVM Replacement Seal Kit	23.40
178276	660580002	Inlet Seal Kit	24.44
178278	660580003	Outlet Seal Kit	31.10
178280	660580004	Between Section Seal Kit	15.40
PRINCE - INLET RELIEFS			
178282	660250006	Inlet Relief Plug	57.76
178284	660250003	Low Pressure Inlet Relief	118.49
178286	660250002	High Pressure Inlet Relief	148.11
PRINCE - OUTLET CARTRIDGES			
178288	200400030	Open Center Plug	6.22
178290	660280001	#8 SAE Power Beyond Cart	105.16
178292	660280002	Closed Center Plug	148.11

Prices subject to change without notice. **ASK FOR QUANTITY DISCOUNT**

 © Baum Hydraulics Corporation



RD Series

Standard One Spool
Standard Two Spool
Standard Three Spool
With Float
on First Spool

Prince™ - RD Series Directional Control Valves

SPECIFICATIONS: Includes Conversion Plug and End Tank Outlet. No Top Tank Outlet.
Built-In Adjustable Relief Valve with Reversible Control Handle. Three 3/8 inch Mounting Holes in Base.

GPM - 25 **Maximum Pressure** - 3000 PSI **Relief Setting** - Adjustable

BAUM SEQ. NO.	PART NO.	NO. OF SPOOLS	SPOOL TYPE	SPOOL ACTION	INLET/ OUTLET	CYL. PORTS	PRICE PER PIECE
PRINCE - RD Series Directional Control Valves							
178445	RD512CA5A4B1	1	4-way, 3-pos. tandem center	Single Spool: 3 pos., spring center to neutral	3/4" NPT Side	1/2" NPT Top	$347.50
178446	RD522CCAA5A4B1	2	Both Spools: 4-way, 3-pos. tandem center	Both Spools: 3 pos., spring center to neutral	3/4" NPT Side	1/2" NPT Top	$524.35
178447	RD532CCCAAA5A4B1	3	All Spools: 4-way, 3-pos. tandem center	All Spools: 3 pos., spring center to neutral	3/4" NPT Side	1/2" NPT Top	$762.22
178460	RD513CA5A4B1	1	4-way, 3-pos. tandem center	Single Spool: 3 pos., spring center to neutral	3/4" NPT Side	3/4" NPT Top	$347.50
178461	RD523CCAA5A4B1	2	Both Spools: 4-way, 3-pos. tandem center	Both Spools: 3 pos., spring center to neutral	3/4" NPT Side	3/4" NPT Top	$525.39
178462	RD533CCCAAA5A4B1	3	All Spools: 4-way, 3-pos. tandem center	All Spools: 3 pos., spring center to neutral	3/4" NPT Side	1/2" NPT Top	$753.83
178454	RD513GG5A4B1	1	Double Acting with Built-in Float	Single Spool: 4 pos., spring center to neutral	3/4" NPT Side	3/4" NPT Top	$399.90
178456	RD523GCGA5A4B1	2	1 Double Acting with Built-in Float and 1 Double-Acting	Single Spool: 4 pos., spring center to neutral	3/4" NPT Side	3/4" NPT Top	$638.92
178458	RD533GCGAA5A4B1	3	1 Double Acting with Built-in Float and 2 Double-Acting	Single Spool: 4 pos., spring center to neutral	3/4" NPT Side	3/4" NPT Top	$843.47
PRINCE - Joystick for RD Valves							
178377	660150011	2	---	Joystick Handle - Straight	---	---	$ 551.59
178375	660150012	2	---	Joystick Handle - 45 Degree	---	---	$ 241.43





Joystick for Prince
Two Spool
valves ONLY
RD523CCAA5A4B1
or
RD523GCGA5A4B1

BAUM SEQ. NO.	PART NO.		
PRINCE - Accessories for RD Valves			
178392	660312004	Power Beyond Sleeve	$....
178382	660150002	3-Position Detent Kit - No Spring	$114.64
178383	660150003	Friction Detent Kit	$....
178385	660150018	1-Postion Detent Kit OUT w/ spring center	$171.56
178394	660312005	Closed Center Plug	$90.64
178282	660250006	No Relief Plug	$57.76
EE2152	660551001	Seal Kit for 1 Spool Valve	$2.65
EE2154	660552001	Seal Kit for 2 Spool Valve	$3.04
EE2156	660553001	Seal Kit for 3 Spool Valve	$3.64
178384	660150004	Handle Assembly	$45.32
178380	660150001	Centering Spring (only) to Neutral	$36.26
178284	660250003	Low Pressure Relief - 500-1500 PSI SP & SPK - Cartridge for SP	$118.49

POWER BEYOND SLEEVE ASSEMBLY

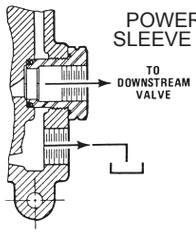

DETENT KITS

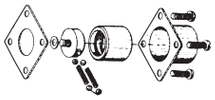

CLOSED CENTER SLEEVE ASSEMBLY

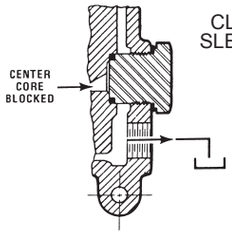

ASK FOR QUANTITY DISCOUNT ***Prices subject to change without notice.***

 © Baum Hydraulics Corporation

Cross Motors - BA Series & Converta Series
Directional Control Valves

SPECIFICATIONS: Includes Conversion Plug and End Tank Outlet. No Top Tank Outlet. BA Series has Three 3/8 inch Mounting Holes in Base.

GPM - 25 **Maximum Pressure** - 2000 PSI

Relief Setting - Converta Series Adjustable, BA Series Relief Set at 1500 PSI



BAUM SEQ. NO.	PART NO.	NO. OF SPOOLS	SPOOL TYPE	SPOOL ACTION	INLET/ OUTLET	CYL. PORTS	PRICE PER PIECE
CROSS - BA & CONVERTA Series Directional Control Valves							
172805	CONVERTA	1	Double Acting	Self Centering Type	3/4" NPT Side	1/2" NPT Top	$257.86
172798	BA11AG3EAO	1	Double Acting	Self Centering Type	3/4" NPT Side	1/2" NPT Top	$347.38
172805	CONVERTA	1	Single Acting	Self Centering Type	3/4" NPT Side	1/2" NPT Top	$257.86
172800	BA15BG3EAO	1	Double Acting with Detent	Free-Wheeling	3/4" NPT Side	1/2" NPT Top	$667.37
172801	BA15AG3EAO	1	Double Acting	Free-Wheeling	3/4" NPT Side	1/2" NPT Topl	$377.36
173058	BA211AAG3EAO	2	Double Acting	Self Centering Type	3/4" NPT Side	1/2" NPT Top	$528.49
173078	BA311AAAG3EAO	3	Double Acting	Self Centering Type	3/4" NPT Side	1/2" NPT Top	$699.72
173888	BA2A1XAG3EAO	2	Double Acting with Built-in Float	Single Spool: 4 pos., spring center to neutral	3/4" NPT Side	1/2" NPT Top	$602.39
173970	BA3A11XAAG3EAO	3	1 Double Acting with Built-in Float and 2 Double-Acting	Single Spool: 4 pos., spring center to neutral	3/4" NPT Side	1/2" NPT Top	$781.15





CROSS - Accessories for BA Valves			
726656	1V0208	Power Beyond Sleeve	$34.34
727040	1V0294	3-Position Detent Kit - No Spring	$72.60
726976	1V0558	Friction Detent Kit	$123.40
727104	1V0559	1-Postion Detent Kit OUT	$85.76
726592	1V0206	Closed Center Plug	$53.37
726500	1R0035	No Relief Plug	$30.73
EE2112	2V0008	Seal Kit for 1 Spool Valve	$5.13
EE2114	2V0009	Seal Kit for 2 Spool Valve	$5.95
EE2116	2V0010	Seal Kit for 3 Spool Valve	$7.05
727360	4Z4306	Cross Handle Bracket	11.18
727424	1V1703 PLUS	Handle Only	$35.99
727488	1V1701 for BA	Pin Kit	$12.61
727552	1V1702 for CA	Pin Kit	$13.23
727770	1A0768	Knob for Selector Valve	$7.06
726720	1A0744	Centering Spring (only) to Neutral	$5.06
726715	1V1225	Centering Spring Kit	$43.29
728388	1R0016	Low Pressure Relief - 500-1500 PSI SP & SPK - Cartridge for SP	$51.59
726464	1R0017	High Pressure Relief - 1500-3000 PSI SP & SPK - Cartridge for SP	$66.74



Two Spool and Three Spool All Double Acting with 4 Position Float on the First Spool

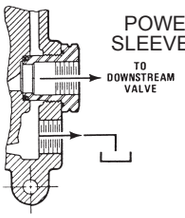

POWER BEYOND SLEEVE ASSEMBLY

DETENT KITS

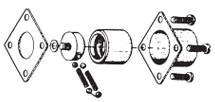

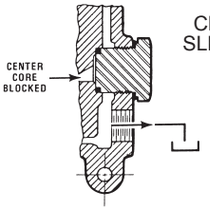

CLOSED CENTER SLEEVE ASSEMBLY

Prices subject to change without notice. **ASK FOR QUANTITY DISCOUNT**

Prince™ - LS Series Hydraulic Directional Control Valves

Model LS3000-2
One Spool
Double-Acting



Model LS755C4JSHA
One Spool
Double-Acting

BAUM SEQ. NO.	PART NO.	DESCRIPTION	CAP. GALLON	WT. LBS.	PRICE PER PIECE
PRINCE - KNOCK-OUT VALVES					
178448	LS3000-2	Double-Acting	25	--	$289.58

SPECIFICATIONS:

Capacity - 25 Gallons
Maximum Pressure - 2750 PSI
Relief Setting - 2250 PSI
Pressure Relief Detent Setting - 600 to 2000 PSI
Inlet & Outlet Ports - 3/4 inch Pipe Thread
Cylinder Ports - 3/4 inch Pipe Thread
Three 11/32 inch Mounting Holes in Base

PRINCE - KICK-OUT CONTROL VALVE - Closed Center - No Relief					
176010	LS755C4JSHA	Double-Acting	18	5.5	$....

SPECIFICATIONS:

Capacity - 25 Gallons
Maximum Pressure - 3000 PSI
Inlet & Outlet Ports - 3/4 inch Pipe Thread
Work Ports - 1/2 inch Pipe Thread

Williams - Control Valves

Model 23THXSR

SPECIFICATIONS: 4500 PSI Max. Pressure, Relief Set at 2500 PSI, 3/8" Ports

BAUM SEQ. NO.	PART NO.	DESCRIPTION	GPM	WT. LBS.	PRICE PER PIECE
WILLIAMS - CONTROL VALVES					
177728	23THXSR	1 Spool For Double Acting Cylinders	9	9	$....
177795	1314	Repair Kit	---	---	....

Metro - D2 Series Float Position Medium Control Valves



6 GPM Relief 2000
Standard Two Spool
All Ports
9/16-18 o-ring

SPECIFICATIONS: Not sure on copy for specifications - Not sure on copy for specifications - Not sure on copy for specifications ??????

GPM - 6 **Maximum Pressure** - 2000 PSI **Relief Setting** - Adjustable

BAUM SEQ. NO.	PART NO.	NO. OF SPOOLS	SPOOL TYPE	SPOOL ACTION	INLET/ OUTLET	CYL. PORTS	PRICE PER PIECE
METRO - D2 Series Float Position Medium Hydraulic Control Valves							
704990	D2CF1T2J	2	1 Double Acting with Built-in Float and 2 Double-Acting	Single Spool: 4 pos.,	9/16-18 o-ring	9/16-18 o-ring	$....
704992	M-PB		Power Beyond Sleeve for Metro				$....
- - - - - -	M-CC		Closed Center Plug for Metro				$....

 © Baum Hydraulics Corporation

Prince™ - 8 GPM Monblock Valves

PRODUCT FEATURES: 1-6 Spool monoblock, Convertible to power beyond and closed center capability, Interchangeable motor spool, #8 O-ring In/Out Ports, #8 Work Ports, Double acting, Load check, Closed center plug, Enclosed handle

GPM - 8 **Maximum Pressure** - 3500 PSI **Relief Setting** - Adjustable

BAUM SEQ. NO.	PART NO.	# OF SPOOLS / TYPE / ACTION	PRICE PER PIECE
PRINCE - 8 GPM MONOBLOCK VALVES			
178468	MB11B5CI	1 Spool Spring Center	$171.47
178470	MB11C5CI	1 Spool for Motor 3 Position Detent	$263.73
178472	MB21BB5CI	2 Spool Spring Center	$329.92
178474	MB21GB5CI	2 Spool Float with Detent & Spring Center	$463.33
178476	MB31BBB5CI	3 Spool Spring Center	$535.73
178478	MB41BBBB5CI	4 Spool Spring Center	$601.92
178480	MB52BBBBB5CI	5 Spool Spring Center	$735.33
178482	MB61BBBBBB5CI	6 Spool Spring Center	$651.56

Prince™ - Control Valves with Closed Center Plug Included

PRODUCT FEATURES: Valves have a load check, a complete lever handle assembly, and an adjustable ball-spring relief set at 1500 PSI/12 GPM. Convertible from open center to closed center with included plug. Use with system flows to 20 GPM and pressures to 3000 PSI. 3/4 NPTF In/Out Ports and 1/2 NPTF Work Ports.

GPM - 20 **Maximum Pressure** - 3000 PSI **Relief Setting** - Adjustable

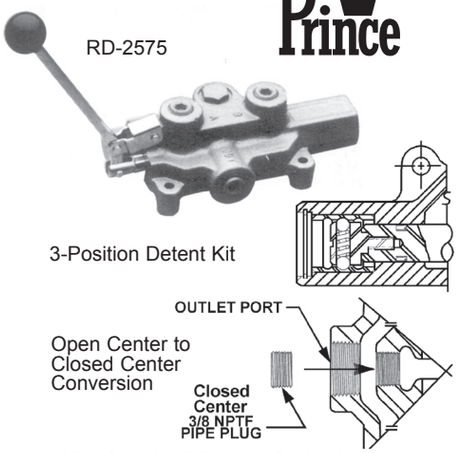

Kits for ALL RD-2575 Series Valves

BAUM SEQ. NO.	PART NO.	# OF SPOOLS / TYPE / ACTION	PRICE PER PIECE
PRINCE - CONTROL VALVES WITH CLOSED CENTER PLUG INCLUDED			
178440	RD-2575-T4-ESA1	4 Way Tandem Center	$269.93
178442	RD-2575-T3-ESA1	3 Way Tandem Center	$172.83
178444	RD-2575-M4-ESA1	4 Way Motor Spool	$270.97
178376	660125001	Dentent Kit	$76.62
178378	660125002	Sprint Center Kit	$11.20
178379	660525001	Seal Kit	$39.07

Prince™ - WLVT Two Spool Monoblack Loader Valve

SPECIFICATIONS:
Parallel Circuit
Maximum Operating Pressure 3000 PSI Maximum Operating Temperature 180° F
Maximum Tank Pressure 500 PSI Recommended System Filtration ISO 4406 17/14

BAUM SEQ. NO.	PART NO.	# OF SPOOLS / TYPE / ACTION	PRICE PER PIECE
PRINCE - LVR & LVT TWO SPOOL MONOBLOCK LOADER VALUE			
178451	WLVT21CGB5A1	12 GPM - 2 Spool	$459.20
A1 & B1:4-way, 4-pos. Float, spring center; A2 & B2: 4-way, 4-pos. spring center			

PRINCE SECTIONAL DIRECTIONAL CONTROL VALVES

Prince™ - Series 20 Sectional Directional Control Valves

SPECIFICATIONS: Parallel or Tandam Circuit Construction

Pressure Rating:

Maximum Operation Pressure	3500 PSI
Maximum Tank Pressure	500 PSI
Nominal Flow Rating	20 GPM
Refer to Pressure Drop Curves	
Maximum Operating Temperature	180º

Foot Mounting Weight Per Section

Inlet Section	Approx. 6.0 lbs.
Outlet Section	Approx. 3.5 lbs.
Work Section (Standard)	Approx. 9.0 lbs.

Filtration: Fluid cleanliness should meet the ISO 4406 17/14 level. As a minimum, 10 micron filtration is recommended.

Model 20

20I2G Inlet

20P1AA1AA Work Section

20E21 Outlet

PART NO.	DESCRIPTION	PRICE PER PIECE
INLET SECTIONS	All have both top and side inlet ports	
20I2G	Adjustable low pressure relief set at 1750 PSI - Port size 1-1/16 O Ring Ports	**167.96**
20I2H	Adjustable high pressure relief set at 2200 PSI - Port size 1-1/16 O Ring Ports	**201.67**
20I2J	Adjustable high pressure relief set at 2500 PSI - Port size 1-1/16 O Ring Ports	**201.67**
WORK SECTION	All have 7/8 oring ports, load check and standard lever handle	
20P1AA1AA	3-Way Single Acting w/ Spring Center	**257.94**
20P1BA1AA	4-Way Double Acting w/ Spring Center (Work Ports Blocked in Neutral)	**246.25**
20P1BB1AA	4-Way Double Acting w/ 3 Position Detent (Work Ports Blocked in Neutral)	**255.45**
20P1CA1AA	4-Way Motor Spool w/ Spring Center (Work Ports Open to Tank in Neutral)	**257.94**
20P1CB1AA	4-Way Motor Spool w/ 3 Position Detent (Work Ports Open to Tank in Neutral	**267.14**
20P1DD1DD	4-Way 4 Postion Float w/ Spring Center and Float Detent	**321.97**
20L1CA1	4-Way Spool w/ Spring Center (with Pilot Operated Checks on Both Work Ports)	**306.91**
OUTLET SECTION	All have both top and side outlet ports	
20E21	Open Center Outlet w/ Conversion Plug - Port size 1-1/16 O Ring Ports	**95.15**
20E22	Power Beyond Outlet w/ #10 SAE Beyond Port - Port size 1-1/16 O Ring Ports	**110.25**
20E23	Closed Center Outlet - Port size 1-1/16 O Ring Ports	**105.49**

PART NO.	DESCRIPTION	PRICE PER PIECE
TIE ROD KITS	(Torque 360 inch pounds or 30 - 32 foot-pounds)	
660402001	One Work Section	**26.36**
660402002	Two Work Sections	**33.02**
660402003	Three Work Sections	**34.88**
660402004	Four Work Sections	**35.96**
660402005	Five Work Sections	**83.86**
660402006	Six Work Sections	**93.93**
660402007	Seven Work Sections	**116.72**
660402008	Eight Work Sections	**56.73**
660402009	Nine Work Sections	**60.45**
660402010	Ten Work Sections	**73.08**
SPOOL ATTACHMENT KITS		
660190003	Spring Center Kit	**49.91**
660190004	3 Position Detent Kit	**45.88**
660190005	Friction Detent Kit	**45.88**
HANDLE KITS		
660190002	Standard Handle Kit	**45.11**
660190007	Complete Handle Kit	**86.96**

PART NO.	DESCRIPTION	PRICE PER PIECE
SEAL KITS		
660585002	Inlet Seal Kit	**24.49**
660585003	Outlet Seal Kit	**25.11**
660585004	Between Section Seal Kit	**24.34**
INLET RELIEFS		
660290001	No Relief Plug	**22.94**
660290203	Low Pressure Inlet Relief - Set at 1750 PSI	**115.32**
660290207	High Pressure Inlet Relief - Set at 2500 PSI	**115.32**
OUTLET CARTRIDGES		
660290006	Open Center Plug	**12.71**
660290004	Power Beyond Cart with 7/8 oring port	**27.36**
660290005	Closed Center Plug	**24.65**

ASK FOR QUANTITY DISCOUNT *Prices subject to change without notice.*

BAUM HYDRAULICS CORPORATION
1-800-228-9222 / e-mail: sales@baumhydraulics.com
Fax: 1-800-832-2522 / www.baumhydraulics.com / © Baum Hydraulics Corporation

PARKER SECTIONAL DIRECTIONAL CONTROL VALVES

Parker GRESEN®

Parker/Gresen - Sectional Directional Control Valves

SOLD IN INDIVIDUAL SECTIONS, BOLT & HANDLES SOLD SEPARATELY
ORDER RELIEF VALVE SET AT 2500 PSI.



V20 VALVE 30 GPM 3500 PSI
With Top and Side Ports
1-1/16" O-Ring Inlet
1-1/16" O-Ring Outlet

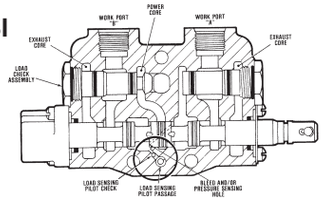

V20LS VALVE 30 GPM 3000 PSI
Rating at work port with
valve spool in neutral: 5000 PSI
Capacity: Normal: 20 GPM
Max Exhaust Core Pressure:
With std spool seal retainer: 200 PSI
Filtration Required: 33 micrometre

	30 GAL. V20 VALVE Part No.	Price Per Piece	30 GAL. V20LS VALVE Part No.	Price Per Piece
INLET SECTION LEFT SIDE WITHOUT RELIEF VALVE Must order Relief Valve Cartridge				
Cover Plate with end and top inlet & outlet	20-LC-12	$219.95	20-LC-12	$219.95
Cover Plate with built-in Flow Control	20-LC-12-FC	479.11	- - - - -	....
Plug the Outlet in these Left Cover Plates if you use the Outlet in the Right Cover Plate.				
No Relief Plug Needed for Load Sense Inlet Cover	- - - - -	....	K-20-NR	49.32
CENTER SECTION				
With Double-Acting Spool 4-way	20-10-04	370.57	20LS-10-04	394.57
With Double-Acting Spool, 4-way, Big Ports	20-R12-04	426.09	- - - - -	....
With Single-Acting Spool 3-way	20-10-03	479.55	20LS-10-03	....
*Spring return to neutral, SAE 10 ports, 4-way,	20S-10-04	516.81	- - - - -	....
With Double-Acting Spool & Float, 4-way	20-10-K4	609.16	20LS-10-K4	567.86
With Dble-Act Spool-Detent & Free Flow for motors	20-10-DF4	564.11	- - - - -	....
With Dble-Act Spool Spring Center & Free Flow for motors	- - - - -	....	20LS-10-F4	205.10
With Dble-Act Spool, 4-way with Pressure Detent	20-10-K04-2000	833.45	- - - - -	....
MID-INLET CONVERSION SECTION				
With Top Inlet and Split Flow	20-12-SF	185.08	- - - - -	....
With Top Inlet and Combined Flow	20-12-CF	95.00	- - - - -	....
OUTLET SECTION RIGHT SIDE				
Cover Plate w/Convers. Plug & End Outlet	20-RC-12-E-MY	169.60	20-RC-12-E-LS	198.97
SHUTTLE VALVE				
For Load Sense Line - 6SAE Ports	- - - - -	....	LSV1-6T-N	95.28
THROUGH BOLT KITS COVER PLATES DO NOT COUNT AS SPOOLS				
For 1 Spool Valves (NOTE: Bolts	K-20-1	3.16	K-20LS-1	3.21
For 2 Spool Valves Priced Per Set)	K-20-2	4.48	K-20LS-2	4.56
For 3 Spool Valves (NOTE: Includes Seals)	K-20-3	5.54	K-20LS-3	5.64
For 4 Spool Valves	K-20-4	6.38	K-20LS-4	6.50
For 5 Spool Valves	K-20-5	20.85	K-20LS-5	20.99
For 6 Spool Valves	K-20-6	37.98	K-20LS-6	38.15
For 7 Spool Valves	K-20-7	38.34	K-20LS-7	38.53
For 8 Spool Valves	K-20-8	38.93	K-20LS-8	39.15
ACCESSORIES				
Single Lever Acturator for 2 Functions	MJ2-20L	262.27	MJ2-20L	262.27
Order 1 for each spool	K-20-VH-B	55.99	K-20-VH-B	55.99
Seal Kits-Order 1 ea. spool w/sect. seals	K-6027A	7.53		
Closed Center Plug	K-20-C	34.66		
No Relief Plug	K-20-NR	49.32		
Conversion Plug	K-20-X	15.07		
Cylinder Port Relief & Anti-Cavitation	CRA-2550	78.56		
Cylinder Port Relief & Anti-Cavitation	CRA-2000	78.56		
Power Beyond Sleeve	K-20-50-Y	69.32		
3-Position Detent Kit	K-20-D	81.31		
Spring Return Kit	K-6125	87.49		
Main Relief Cartridge	WH-1700	79.98		
Main Relief Cartridge	WH-1950	83.40		
Main Relief Cartridge	WH-2550	114.64		
Work Port Relief Adjustable 1250-1749 PSI	RC-1700	77.58		
Work Port Relief Adjustable 1750-1999 PSI	RC-1950	131.23		
Adjustable Main Relief	RP-51A-3000	414.75		

LOAD SENSING PLUMBING DIAGRAM

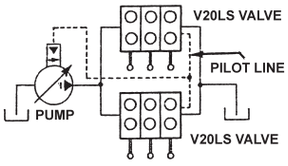

2 or more Directional control valve assemblies may be supplied from a single variable displacement pump by using a T arrangement

MODEL V20P
LEFT INLET COVER
for V20

(8072 Section)
20-10-03, 20-10-04,
20-10-DF4,
20-10-K04-2000,
20-10-K4

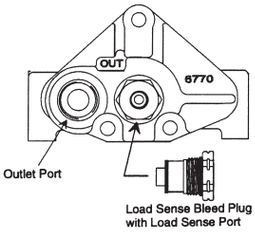

Outlet Cover
w/ Bleed Port



MJ2 Handle
Assembly

* This section is a series section, for open center systems ONLY.

Prices subject to change without notice. **ASK FOR QUANTITY DISCOUNT**

PARKER SECTIONAL DIRECTIONAL CONTROL VALVES

Parker/Commercial - Sectional Directional Control Valves

SOLD IN INDIVIDUAL SECTIONS, BOLT & HANDLES SOLD SEPARATELY
ORDER RELIEF VALVE SEPARATELY

SPECIFICATIONS: Valves have SEPARATE TRANSITION CHECKS built into each spool for positive control. Positive cylinder movement is maintained. Valves not exactly as pictured.

Parker

Commercial Intertech

MEDIUM SIZE - DVA20 VALVES
30 Gallon Capacity / 2500 PSI
1-5/16" O-Ring B Top Inlet Port
And 1-5/16" O-Ring End Inlet Port
1-5/16" O-Ring Top Outlet Port
1-1/16" O-Ring Cylinder Port
1-5/16" O-Ring End Power Beyond Port

LARGE SIZES - DVA35 VALVE
50 Gallon Capacity / 2500 PSI
1-5/16" O-Ring B Top Inlet Port
And 1-5/8" O-Ring B End Inlet Port
1-5/8" O-Ring Outlet Port
1-5/16" Cylinder Port
1-5/8" O-Ring End Power Beyond Port

	30 GALLON VALVE		50 GALLON VALVE	
	Part No.	Price Per Piece	Part No.	Price Per Piece
INLET COVER LEFT SIDE WITHOUT RELIEF VALVE Must order Relief Valve Cartridge				
Cover Plate with end and top inlet - NO outlet	DVA20-A880	$247.69	DVA35-A980	$314.01
CENTER SECTION - LO-BOY				
With Double-Acting Spool 4-way	DVA20-DA7	412.82	DVA35-DA8	602.31
With Single-Acting Spool 3-way	DVA20-SA7	359.89	DVA35-SA8	584.72
With Double-Acting Spool & Float 4-way	DVA20-FC7	1385.77		
With Double-Acting Spool, Detents & Free Wheeling for Motors	DVA20-MB7	532.11		
With Double-Acting Spool, Spring Return Free Wheeling for Motors			DVA35-MA8	545.46
With Double Acting Spool, 4-way, 12 Volt			DVA35-DK8*	1301.33
With Double Acting Spool, 4-way, Airshift	DVA20-DV7	613.26	DVA35-DV8	636.96
CENTER SECTION - HI-BOY				
With Double Acting Spool, 4-way	DVA20-HA755	557.65	DVA35-HA855	502.13
With Single Acting Spool, 3-way	DVA20-JA705	319.93	DVA35-JA805	452.71
With Double Acting Spool & Float, 4-way			DVA35-GC855	828.00
With Double-Acting Spool, Spring Return & Free Wheeling for Motors	DVA20-LA755	355.33	DVA35-LA855	649.68
With Double Acting Spool, 4-way, 12 Volt	DVA20-HK755*	1168.02	DVA35-HK855*	1343.38
With Double Acting Spool, 4-way, Airshift	DVA20-HV755	631.72	DVA35-HV855	698.56
MID-INLET CONVERSION SECTIONS				
With Top Inlet, Comb. Flow	DVA20-CFA70	343.79	DVA35-CFA80	282.94
With Top Inlet, Split Flow	DVA20-SFA70	220.25	DVA35-SFA80	282.94
OUTLET COVER RIGHT SIDE				
Cover plate for Power Beyond or Closed Center	DVA20-PB80	196.26	DVA35-PB90	289.65
Cover plate with end & top outlet for Open Center ONLY	DVA20-TR88	151.59	DVA35-TR99	219.27
HANDLE ASSEMBLY				
Order 1 for each spool	DV20-H-6	48.11	DV35-H-6	48.20
For DVA Section 10"	DV20-H-10	113.69	DV35-H-10	59.55
THROUGH BOLT KITS COVER PLATES DO NOT COUNT AS SPOOLS TORQUE TO 20 FOOT LBS.—NO MORE				
For 1 Spool Valves (NOTE: Bolts	DVA20-SK-1	18.95	DVA35-SK-1	32.48
For 2 Spool Valves Priced Per Set)	DVA20-SK-2	24.36	DVA35-SK-2	62.26
For 3 Spool Valves (NOTE: Includes Seals)	DVA20-SK-3	26.54	DVA35-SK-3	73.09
For 4 Spool Valves	DVA20-SK-4	47.58	DVA35-SK-4	65.00
For 5 Spool Valves	DVA20-SK-5	52.52	DVA35-SK-5	86.58
For 6 Spool Valves	DVA20-SK-6	94.75	DVA35-SK-6	158.36
For 7 Spool Valves	DVA20-SK-7	58.60	DVA35-SK-7	93.63
For 8 Spool Valves	DVA20-SK-8	72.00	DVA35-SK-8	218.43
ACCESSORIES				
Slug Adj. 1000 PSI Relief without A/C 500-1000 PSI	DV-PRV-1	114.19	DV-PRV-1	114.19
Slug Adj. 2000 PSI Relief without A/C 1000-2500 PSI	DV-PRV-2	163.57	DV-PRV-2	163.57
2500 PSI Comb. Relief with Anti-Cavitation 500-5000	DV-PRVAC	166.17	DV-PRVAC	166.17
Work Port Relief Plug for Hi-Boy Valves	DV-PRVP	43.80	DV-PRVP	43.80
Seal kits - Sectional seals only	DV20-K-1	32.48	DV35-K-11	28.42
Seal kits - Order 1 each spool with sectional seals	DV20-K-2	86.62	DV35-K-12	....
Seal kit for DVA Port Relief Valve without A/C	DV20-K-3	17.04	DV35-K-3	17.04
Seal kit for DVA Port Relief Valve with A/C	DV20-K-3-1	38.16	DV35-K-3-1	38.18
Seal kit for DVA20 & DVA35 Air Shift	DV-K-7	25.24	DV-K-7	25.24
Relief Plug required for Closed Center Valves	DVA20-MRVP	54.14	DVA35-MRVP	42.51
Adj. Main Relief Cart. for Power Beyond & Open Center Valves	DVA20-MRV	185.43	DVA35-MRV-2	196.26
Detent kit 3-Position	DV20-K-101	123.17	DV35-K-201	79.86
Spring Return	DV20-K-100	55.49	DV35-K-200	62.26
Rotary Control Actuators	DV20-K-102	223.63	DV35-K-202	241.03
Airshift Actuators	DV20-K-113	366.80	DV35-K-213	351.91
Solenoid Actuators 12 Volt DC	DV20-K-106*	734.58	DV35-K-206*	734.58

* SOLENOID SECTION and INLET NEED PILOT SUPPLY MACHINING.

ASK FOR QUANTITY DISCOUNT ***Prices subject to change without notice.***

 © Baum Hydraulics Corporation

SOLENOID CARTRIDGE & CONTROL VALVES

Baum - Solenoid Cartridge Valves - *MUST ORDER CARTRIDGE, COIL & BODY*

SPECIFICATIONS: Utility On/Off Valves normally open or closed.
Does not have wiring nor switches. 40 PSI Minimum to Lift Poppet.

PART NO.	TYPE	GPM	DESCRIPTION		PRICE PER PIECE
DSL101NR	Cartridge	18	Normally Open Cartridge for 10 series CAP **** Coil		**$....**
DSL101CR	Cartridge	18	Normally Closed Cartridge for 10 series CAP **** Coil		**....**
DSH161NR	Cartridge	50	Normally Open Cartridge for 16 series CAP **** Coil		**....**
DSH161CR	Cartridge	50	Normally Closed Cartridge for 16 series CAP **** Coil		**....**
CAP012S	Coil		12 Volt Spade connector coil 0.64" ID x 1.97" Long		**....**
CAP115C	Coil		110 Volt dbl. lead wire w/ conduit connector 0.64" ID x 1.97" Long		**....**
CCP012S	Coil		12 Volt Spade connector coil 0.52" ID x 1.57" Long	10 & 16 series	**....**
CCP115C	Coil		115 Volt dbl. lead wire w/ conduit connector 0.52" ID x 1.57" Long	10 & 16 series	**34.52**
B10-2-8T	Body		Cartridge Valve Body for 10 series 80RB ports 3/4-10 Thread		**....**
LB10573A	Body		Cartridge Valve Body for 16 series 160RB ports 1-5/16-12 Thread		**....**

Solenoid Control Valves

PRODUCT FEATURES: 4-way 12 volt solenoid valve section, multiple valves can be used by ordering the correct mounting bracket.

MD06 Control Valve 12 Gallon



MS06 Selector 12 Gallon



Part Number	Description	Price Per Piece
MD06-SDNC-AD-12B	4-way Single 12 volt with 3/4 o-ring ports	**$1054.40**
MOUNTING BRACKETS FOR ABOVE VALVE:		
K-707871	For Single Valve Kit	**50.18**
K-707872	For Two Valve Kit	**51.48**
K-707873	For Three Valve Kit	**83.02**
K-707874	For Four Valve Kit	**....**
K-707875	For Five Valve Kit	**77.55**
MS06-UDNA-12B	Double Selector 12 volt with 9/16 o-ring ports	**537.47**
493419	12 Volt coil for MD & MS	**274.19**

Solenoid Control Valves

PRODUCT FEATURES:
No back pressure - 12 Volt
Direct Solonoid Operator
Maximum Operation PSI 3600
3 Position 4-way valves with neutral valves comes with bolt kit and o-rings but not subplate.



Part Number	GPM / Description	Price Per Piece
FREE WHEELING FOR MOTORS		
SSG03-C4-R-C115-E20	20	**$469.29**
SSG03-C4-R-D1-E 20	20	**440.92**
CLOSED CENTER		
SSG03-C5-R-D1-E 10	20	**488.93**
TANDEM VALVE (Open Center - Cylinder Ports Blocked)		
SSG03-C7Y-R-D1-E 10	13	**427.92**
SSG03-C7Y-R-D1-E 22	20	**427.92**
SUBPLATE SIDE PORTS - 3500 PSI - ALUMINUM		
A-D03-SPS-6S	9/16-18 Side Ports SS-G01	**$97.48**
A-D05-SPS-8S	3/4-16 Side Ports SS-G03	**119.14**

Fasse - Utility On/Off Control Kit

FEATURES:
- Up to 18 GPM
- 1820 normally closed flow path is opened when coil is energized
- 1821 normally open flow path is blocked when coil is energized
- Available in 40 GPM model, 700-1840 N/C or 700-1841 N/O
- Valve mounts on tractor or implement
- Easy installation
- 3000 PSI rated

OPTIONS:
- 12 volt positive ground coils
- 24 volt negative ground coils

NOTE: 700-1840 and 700-1841 have 1-1/16 o-ring thread

STANDARD 700-1820 KIT (SHOWN)
- On/off normally closed control valve
- Toggle switch box with mounting bracket
- 12' wiring harness, 6' power wires
- 3/4" o-ring fittings
- 12 volt negative ground coils
- Fuse kit, connectors, wire ties
- Installation and operation guide

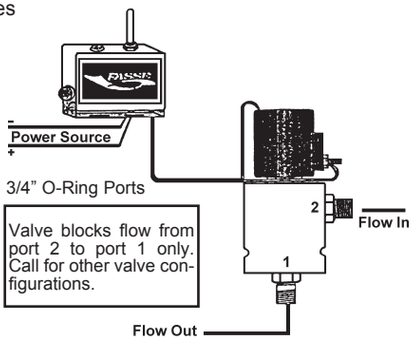

Description	Part Number	Price Per Piece
Remote Normally Closed On/Off Series	**700-1820**	**$341.61**
Remote Normally Open On/Off Series	**700-1821**	**$377.98**
Remote Normally Closed On/Off Series	**700-1840**	**$400.13**
Remote Normally Open On/Off Series	**700-1841**	**$347.03**

Prices subject to change without notice. **ASK FOR QUANTITY DISCOUNT**

FASSE VALVES CIRCUIT SELECTORS

Fasse Valves - 2 Circuit Selector

2 SPOOL VALVE WITH SWITCH - 3/4-16 O-Ring Ports

TYPICAL APPLICATIONS				
Loader	Marker Arms	Bat Wing Mowers	Round Balers	Box Scrapers
Bucket	Left	Right Wing	End Gate	Height
Grapple	Right	Left Wing	Bale Tie	Angle

Price Per Piece:
$956.82

Part Number:
700-1510

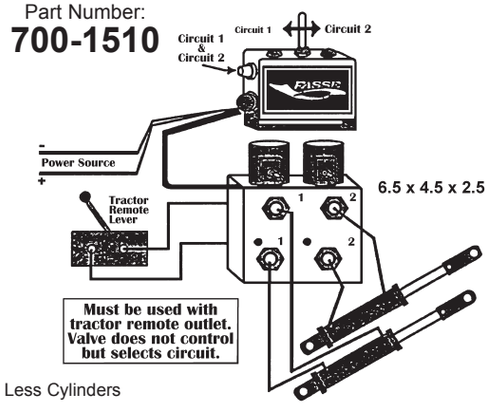

Less Cylinders

STANDARD 700-1510 KIT (SHOWN)

- Two Circuit Selector Valve
- Toggle Switch box with mounting bracket
- 12' wiring harness, 6' power wires
- Fasse eccentric fittings
- Fasse ISO quick couplers and tips
- Colored dust plugs and caps
- 12 volt negative ground coils
- Fuse kit, connectors, wire ties
- Installation and operation guide

SPOOL SELECTOR VALVE KIT REMOTE MASTER SERIES 700-1510

FEATURES:

- Up to 20 GPM
- Operate multiple functions from one remote outlet
- Keep high pressure hydraulic lines & cables out of the cab
- Double or single acting cylinder operation
- Valve plugs directly into existing remote or may be mounted on implement
- Both circuits can be selected at the same time, lightest load moves first
- Universal, use on Open, Closed or PFC hydraulic systems
- Up to 6 circuit control available
- Easy installation
- 3000 PSI rated

Fasse Valves - 3 Circuit Selector

3 SPOOL VALVE WITH JOYSTICK - 3/4-16 O-Ring Ports

TYPICAL APPLICATIONS				
Loader	Planter	Tool Bar	Bat Wing Mowers	Blade
Boom	Left Marker	Left Wing Fold	Right Wing	Tilt
Bucket	Lift Assist	Lift Assist	Raise/ Lower	Angle
Grapple	Right Marker	Right Wing Fold	Left Wing	Raise/ Lower

Price Per Piece:
$1683.89

Part Number:
700-1553

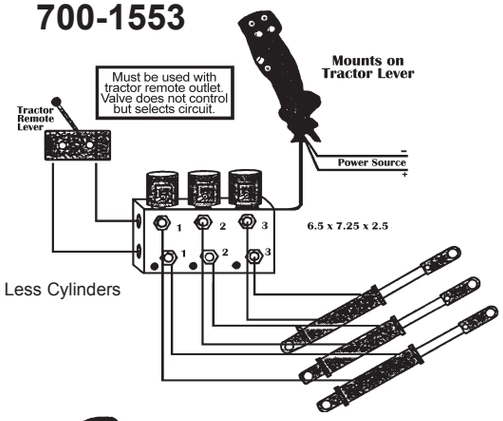

Less Cylinders

STANDARD 700-1553 KIT (SHOWN)

- Three Circuit Selector Valve
- Remote command stick control
- 12' wiring harness, 6' power wires
- Fasse ISO quick couplers and tips
- Colored dust plugs and caps
- 12 volt negative ground coils
- Fuse kit, connectors, wire ties
- Installation and operation guide

OPTIONS FOR STANDARD KIT:

- 12 volt positive ground coils
- 24 volt negative ground coils
- John Deere or IH couplers

SPOOL SELECTOR VALVE KIT REMOTE MASTER SERIES 700-1553

FEATURES:

- Up to 20 GPM
- Double or single acting cylinder operation
- Operate multiple functions from one remote outlet
- Universal, use on Open, Closed or PFC hydraulic systems
- Valve mounts on tractor or implement
- Allows tractor float operation on selected circuits
- Easy installation
- 3000 PSI rated

Optional Remote Command Stick

JOYSTICK FOR 2 or 3 SPOOL VALVE

Works with either 2 or 3 Circuit Selector

Price Per Piece:
$520.32

Part Number:
300-081

ASK FOR QUANTITY DISCOUNT *Prices subject to change without notice.*

BAUM HYDRAULICS CORPORATION
1-800-228-9222 / e-mail: sales@baumhydraulics.com
Fax: 1-800-832-2522 / www.baumhydraulics.com / © Baum Hydraulics Corporation

HAYDEN HYDRAULIC OIL COOLERS

Hayden makes a wide variety of sizes and types of oil-to-air coolers. Regardless of the application - stationary or vehicular - there's a Hayden unit designed to deliver reliable cooling power. Hayden heat transfer capability is widely used as auxiliary cooling on existing equipment, as complete cooling replacements or as original equipment at the OEM stage. Any system that generates hot oils or viscous fluids needs Hayden "Cooling Power".

20 degrees of cooling **doubles life** of petroleum oils. Conversely,- HEAT KILLS OIL - by more rapidly forming oxides, waxes, varnishes, and sludges. Heat volitizes additives. Heat reduces viscosity, causing bearing failures.

Bypass line may be added, provides temporary increased capacity and cold weather protection. Use C-1200S-65 check valve.



Standard Capacity Ratings Transcoolers

Model Number	Price Per Piece	Cooling Cap. BTU/Hr.	Max. GPM	Outside Dimensions, Inches Height	Length	Width	Fitting Size FPT	Unit Wt. Lbs.
1215	**$90.96**	7,110	8	4	15	1-1/2	1/2	9
1240	**143.30**	13,300	12	6	18	1-1/2	1/2	12
1241	**183.79**	21,300	16	8	21	1-1/2	1/2	14
1268	**210.87**	25,800	24	12	18	1-1/2	3/4	17
1260	**278.65**	35,200	24	12	24	1-1/2	3/4	15
1290	**349.32**	54,300	36	18	24	1-1/2	3/4	27
1292	**492.93**	72,300	48	24	24	1-1/2	1	23
2305	**543.45**	90,400	60	30	24	1-1/2	1	34



Inner-Swirl Action is created by uniquely designed inner-swirl fins located inside the cooler tubes. As the hot oil flows through the swirl fins, hundreds of tiny "swirlpools" swirl clockwise and then counter -clockwise at precisely tooled spiral-grooved openings. This 360° swirling action assures double heat extraction by the double turn exposure of hot oil to the cold air side of the cooler.

In cold weather environments, you need to add the following Check Valve Part Number: C-1200S-65

Oil Supply Tanks

As a general recommendation you should not have a tank smaller than the GPM rating on your pump. For example: a ten gallon tank could take up to a 10 GPM pump. This would mean the oil would be completely changed each minute. The longer time the oil has to spend in the tank the more chance entrained air has of separating out and contamination particles have of setting.

Ideally the tank should be above the pump and as close as possible to the pump to cut down on line resistance to flow.

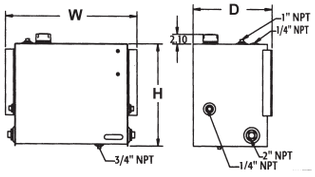

Part Number	Gallon Capacity	Tank Size Width x Height x Depth	Price Per Piece
SMR15S	15	19.58 x 17.5 x 14.5	**$531.60**
SMR25S	25	22.35 x 20.0 x 16.0	**561.34**
SMR30S	30	28.35 x 22.0 x 17.0	**814.49**
		Add 2.1 to height for fill cap	
LDR02A	5" Sight Gauge w/Thermometer		**$ 40.63**

Chrome filler breather with basket strainer. Oil level gauge with temperature indicator. Interior baffle between suction and discharge. Large 2" NPT suction ports. Magnetic drain plug. Factory powder coated.

Prices subject to change without notice. **ASK FOR QUANTITY DISCOUNT**

BALL VALVES FOR HYDRAULIC USE

Two Piece Design Ball Valve with
Pipe Threaded Ends and Removable Handle

GRINNEL - 600 PSI - CAST BRASS

Pipe Thread Size Ins.	Ball Valve Number	Price Per Piece
1/4	**171N**	**$....**
3/8	**171N**	**....**
1/2	**171N**	**....**
3/4	**171N**	**72.83**
1	**171N**	**....**
1-1/4	**171N**	**....**
1-1/2	**171N**	**231.24**
2	**171N**	**190.19**

WOLVERINE - 2 WAY HIGH PRESSURE BALL VALVES

Port Size	Model Number	Max PSI	Price Per Piece
1/4 NPTF	**WBV2-400**	7,250 PSI	**$36.20**
3/8 NPTF	**WBV2-600**	7,250 PSI	**41.37**
1/2 NPTF	**WBV2-800**	7,250 PSI	**48.61**
3/4 NPTF	**WBV2-12**	4,500 PSI	**78.60**
1 NPTF	**WBV2-1600**	4,500 PSI	**103.42**

HYDRAULIC CUSHION VALVE

USE-To eliminate or minimize shock experienced in starting and stopping hydraulic motors, and other hydraulic equipment.

When a standard control valve is returned to neutral to stop or to start a motor, or other heavy hydraulic equipment, this creates sudden excess pressure which will break seals, tear off motor shafts, burst motor cases, or burst hoses. This sudden shock cannot be relieved through the primary relief valve in the system, and a cushion valve must be installed in the two lines from control valve to motor or cylinders.

When the motor can free-wheel to a stop, a Motor Spool control valve and no cushion valve is used. When motor must hold load in position when stopped, as on a winch, a Standard 4 way control valve and a cushion valve are used.



Cross
Differential Poppet Type
Double Relief

Gresen
Ball/Spring Type Dual
Crossover Relief

Port Size	Part Number	Maximum GPM	Setting	Price Per Piece
CROSS - Set at 2000 PSI, Maximum 3000 PSI				
3/4	**RC1200DD**	30	- - -	$**203.26**
GRESEN -				
3/8	**DXV-38-2000**	16	2000	**$165.78**
1/2	**DXV-50-1800**	20	1800	**273.27**
1/2	**DXV-50-2000**	20	2000	**331.92**
3/4	**DXV-75-2000**	30	2000	**158.36**

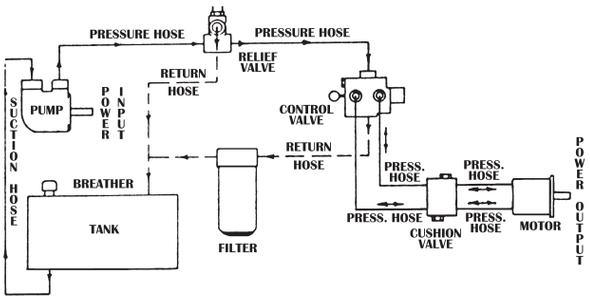

ASK FOR QUANTITY DISCOUNT *Prices subject to change without notice.*

 © Baum Hydraulics Corporation

MIX AND MATCH
RELIEF VALVE CARTRIDGES & HOUSINGS

Select the housing you need. Then pick a relief cartridge of the SAME BRAND.
DO NOT MIX BRANDS. These may be substituted for standard reliefs of the same size.

GRESEN EMPTY RELIEF HOUSINGS

Must Add Relief Cartridge

Port Size	Part Number	Style	Price Per Piece
1/2	**K-WJL-50**	Inline	**$159.71**
3/4	**K-WJL-75**	Inline	**102.97**
3/4	**K-RPL-75**	Inline	**237.32**
1	**K-RPL-100**	Inline	**271.60**

K-WJL



K-RPL

All properly designed hydraulic systems MUST contain a main system relief valve. Whether simple or complex, hydraulic systems are too expensive to run without a relief valve. REMEMBER THE RELIEF.

GRESEN RELIEF CARTRIDGES

GRESEN®

Cartridge Only, No Housing

Part Number	Std. Setting PSI	Adjusted Pressure Range PSI	GPM Rating	Fits Housing	Price Per Piece
DIFFERENTIAL POPPET RELIEF - ADJUSTABLE WITH SHIMS					
K-WH-A	Converts WH Series to Screw Adjustable				**$55.99**
WH-500	500	500-1350	20	K-WJL	**57.76**
WH-1000	1000	1000-1550	20	K-WJL	**83.40**
WH-1200	1200	500-1350	20	K-WJL	**79.98**
WH-1700	1750	1351-1750	20	K-WJL	**79.98**
WH-1950	2200	2001-2600	20	K-WJL	**83.40**
WH-2550	2500	2001-2600	20	K-WJL	**114.64**
WH-3000	3000	2500-3000	20	K-WJL	**79.98**
BALL & SPRING RELIEF - SCREW ADJUSTABLE					
KC-HP-2000	2000	1401-2500	20	K-RPL	**242.34**
PILOT RELIEF - SCREW ADJUSTABLE					
RP-60A-2500	2500	500-3500	60	K-RPL	**450.43**
PARTS FOR HYDRAULIC RELIEF VALVES					
Seal Kit for WH Valves					
K-19003	For Valve No.:	WH Relief Seal Kit			**0.84**

WH

RP60A
KC-HP

Pilot Operated Relief

USE - For large capacity hydraulic systems to maintain close control over the maximum operating pressure.

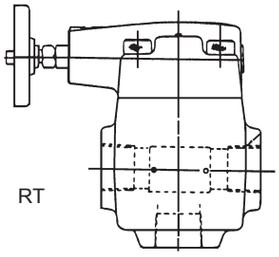
RT

INLINE STYLE - RT- BAUM ARE KNOB ADJUSTABLE TYPE

Pressure Set at: 1500 PSI
Adjustable Pressure Range: 500-3000 PSI

Port Size	Part Number	Brand	Relief Port Cap GPM	Price Per Piece
3/4 NPT	**RT-06-3-E20**	Baum	60	**$481.69**
1-1/4 NPT	**RT-10-3-E20**	Baum	120	**481.69**

All properly designed hydraulic systems MUST contain a main system relief valve. Whether simple or complex, hydraulic systems are too expensive to run without a relief valve. REMEMBER THE RELIEF.

CUSHION VALVE CARTRIDGES and HOUSINGS

Select the housing you need. Then pick two (2) relief cartridge of the SAME BRAND. DO NOT MIX BRANDS.

GRESEN EMPTY CUSHION VALVE HOUSINGS

Must Add (2) Relief Cartridges

Port Size	Part Number	Max. GPM Flow	Price Per Piece
1/2	**K-DWV-50**	20	**$163.32**
3/4	**K-DWV-75**	30	**163.32**

RP-51A CANNOT be used in the DWV Cushion Valve.

GRESEN CARTRIDGES for CUSHION VALVES

Cartridge Only, No Housing

Port Size	Part Number	Use Housing	Price Per Piece
1/2	**WH Series**	order (2) cartridges above	**$57.76**
3/4	**WH Series**	order (2) cartridges above	**57.76**

WH

TO MAKE CUSHION VALVES USING CARTRIDGES

Port Size	Part Number	Use Relief Cartridges	Use Housing	PSI
1/2	**DWV-50-A-2000**	(2) WH-2000	K-DWV-50	2000
1/2	**DWV-50-A-2500**	(2) WH-2500	K-DWV-50	2500
3/4	**DWV-75-A-2000**	(2) WH-2000	K-DWV-75	2000
3/4	**DWV-75-A-2500**	(2) WH-2500	K-DWV-75	2500

NOTE: Gresen does not recommend pressures in excess of 2000 PSI with pipe thread.

Prices subject to change without notice. **ASK FOR QUANTITY DISCOUNT**

COMPLETE HYDRAULIC RELIEF VALVES

A relief valve must be installed in the hydraulic system with each one of these pumps
to prevent exploding the pump, damaging the equipment, or bursting the hose.
For the correct working position for the various parts of a hydraulic system, see the diagrams on this page.

Ball and Spring Type

USE - For fast-acting and occasional relief.

Prince RD -



Gresen K-

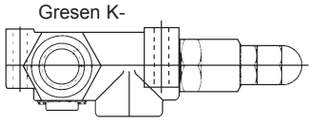

Commercial DVLR-

INLINE STYLE - ALL ARE SCREW ADJUSTABLE TYPE

Port Size	Part Number	Brand	Relief Port Cap GPM	Pressure Set at PSI	Adjustable Pressure Range PSI	Price Per Piece
1/2	**RD1850H**	Prince	20	1500	1000-2500	**$129.28**
3/4	**RD1875H**	Prince	24	1500	1000-2500	**116.87**
3/4	**WJL-75-A-2000**	Gresen	24	2000	1201-2500	**171.96**
3/4	**WJL-75-A-1250**	Gresen	30	1200	1250-1749	**164.76**
3/4	**K-75-HP**	Gresen	38	1500	1401-2000	**566.86**
1	**K-100-HP**	Gresen	38	1500	1401-2000	**607.39**
1 NPT	**DVLR-64**	Commercial	60	2000	2000-2500	**404.70**

Differential Poppet Type

USE - Where you need a continuous acting relief.
These are quiet and smooth acting.

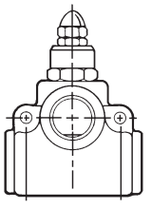

Cross RD-

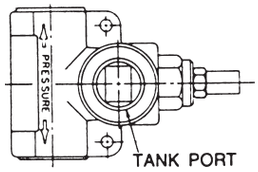

Prince RV -

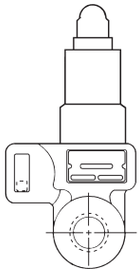

Gresen WJL-

INLINE STYLE - SCREW ADJUSTABLE TYPE

Port Size	Part Number	Brand	Relief Port Cap GPM	Pressure Set at PSI	Adjustable Pressure Range PSI	Price Per Piece
1/2	**RV-4H**	Prince	20	2000	1500-3000	**$118.94**
1/2	**WJL-50-A-1250**	Gresen	20	1250	1250-1749	**158.36**
1/2	**WJL-50-A-2200**	Gresen	20	2000	2000-2599	**158.36**
3/4	**RD12B**	Cross	30	1000	500-1500	**118.73**
3/4	**RD12D**	Cross	30	2000	1500-3000	**118.73**
3/4	**WJL-75-A-1250**	Gresen	25	1250	1250-1749	**164.76**
3/4	**RV-2H**	Prince	30	2000	1500-3000	**118.94**
3/4	**WJL-75-A-2200**	Gresen	25	2000	2000-2599	**171.96**

SAND SPREADER VALVE



MANUAL ON - OFF

Dual Flow Regulator Valve with on-off and Relief.
Working Pressure 2000 PSI Set at 1500 PSI
SAE O-Ring Boss Ports

Part Number	Auger Port	Spreader Port	Price Per Piece
QDB-12-A07B16AR	7	16	**$....**
QDB-12-A10B30AR	10	30	**667.51**

QDA - 12 - A05 - B30 NR

FLOW CONTROL
- DA - Double Standard
- DB - Double w/Manual Shut-Off
- DL - Double 2/Load Sensing & Manual Shut-off - No Relief
- DS - 12 Volt On-Off
- AA - Single Standard
- AB - Single w/Manual Shut-Off
- ALL VALVES EXCEPT "DL" HAVE RELIEFS

12 -- STANDARD
#12 SAE Inlet & Tank Ports
#10 SAE Work Ports
75 -- OPTIONAL
3/4" NPT Inlet, Outlet & Auger Ports
1/2" NPT Spinner Port

FIRST ADJUSTMENT (Spinner) Optional
- 05 -- GPM 0-5
- 07 -- GPM 0-7
- 10 -- GPM 0-10
- 00 -- BLANK

SECOND ADJUSTMENT (Conveyor)
- 10 -- GPM 0-10
- 16 -- GPM 1-16
- 30 -- GPM 3-30

NR -- No Relief
NA -- 200 PSI Shim Relief 1500, 1750 2000, 2250, 2500 PSI
AR -- Adjustable Relief 1000-2500 PSI

ASK FOR QUANTITY DISCOUNT *Prices subject to change without notice.*

BAUM HYDRAULICS CORPORATION
1-800-228-9222 / e-mail: sales@baumhydraulics.com
Fax: 1-800-832-2522 / www.baumhydraulics.com / © Baum Hydraulics Corporation

FLOW CONTROL VALVES

USE - To Control Speed of Motors & Cylinders Excess Flow Can Be Used
This valve will start and stop a hydraulic motor or cylinder and vary the speed smoothly
over the full range. Once the speed is set with the lever it will remain constant regardless of load variation.

PRINCE FLOW CONTROL VALVE WITH NO RELIEF

Max. 3000 PSI - Lever Adjustment - Wt. 7 Lbs.

Port Size	Part Number	Max Adj. Flow GPM	Price Per Piece
3/8	**RD137-8**	8	**$143.14**
1/2	**RD150-16**	16	**201.67**
3/4	**RD175-30**	30	**222.36**

PRINCE FLOW CONTROL VALVE WITH ADJUSTABLE RELIEF

Max. 3000 PSI - Lever Adjustment - Wt. 8 Lbs.
Set @ 1500 PSI in controlled flow.

Port Size	Part Number	Max Adj. Flow GPM	Price Per Piece
1/2	**RDRS150-16**	16	**$232.70**
3/4	**RDRS175-30**	30	**253.38**



WOLVERINE ADJUSTABLE FLOW CONTROL VALVES

Part Number	Description	Cross Reference	Price Per Piece
W-1950-16	1/2 NPTF Ports (O-16 GPM No Relief)	FC51-1/2	**$126.18**
W-1975-30	3/4 NPTF Ports (O-30 GPM No Relief)	FC51-3/4	**$126.18**
WR-1950-16	1/2 NPTF Ports (O-16 GPM W/Relief)	FCR51-1/2	**$142.72**
WR-1975-30	3/4 NPTF Ports (O-30 GPM W/Relief)	FCR51-3/4	**$142.72**

FLOW DIVIDERS

FLOW DIVIDER- COMBINER - Max. 2500 PSI

These valves not only divide flow, but also combine flow in reverse direction.

Port Size	Part Number	Flow Range	Price Per Piece
GRESEN FLOW DIVIDER - COMBINER			
1/2	**PDC-50-50**	5-25	**$458.55**
3/4	**PDC-75-50**	15-35	**263.13**
PRINCE FLOW DIVIDER - COMBINER			
1/2	**RD1550.062**	2-3	**$....**
1/2	**RD1550.078**	3-8	**....**
1/2	**RD1550.140**	8-16	**....**
3/4	**RD1575.187**	12-20	**....**



FLOW DIVIDER- PROPORTIONAL

Operates in One Direction ONLY.
USE - Flow divider must be between pump & control valve. To divide a single flow of all into TWO EQUAL FLOWS, even through work being done by one of the flows is greater than the other. A filter must be used with this flow divider.
Cross drilled shifting type spool provides very accurate metering.
3 mounting holes. Max. pressure 2500 PSI

Port Size	Part Number	Flow Range	Price Per Piece
GRESEN FLOW DIVIDER - PROPORTIONAL			
1/2	**PD-50-50**	5-25	**$215.95**
3/4	**PD-75-50**	15-35	**215.95**
PRINCE FLOW DIVIDER - PROPORTIONAL			
1/2	**RD250-16**	8-16	**$180.99**
3/4	**RD275-30**	16-30	**134.14**
PRINCE FLOW DIVIDER - PROPORTIONAL with Reverse Free Flow			
1/2	**RD350-16**	8-16	**$189.47**
3/4	**RD375-30**	16-30	**182.14**

GRESEN - ADJUSTABLE FLOW CONTROL DIVIDER

2500 PSI - WT. 8 LBS. - EXCESS FLOW CANNOT BE USED.
USE - To control speed of motors or cylinders in both directions. Very fine adjustment possible. Valve is pressure compensated in forward direction ONLY.



Port Size	Part Number	Flow Range	Price Per Piece
1/2	**CFDA-50**	0-15 GPM	**$359.52**
3/4	**CFDA-75**	0-15 GPM	**359.52**

CF=Controlled flow work port EF=Excess flow to tank ONLY P=Oil from pump

PRIORITY DIVIDER - FLOW DIVIDER for POWER STEERING

USE - To divide one flow of oil into one constant volume flow and another excess volume flow regardless of pump speed or pressure. For use for power steering or other applications where two separate power circuits are to be served from one pump. A filter must be used with this flow divider.

Part Number	Constant Flow	Capacity GPM	Price Per Piece
PRINCE 1/2" INLET & EXCESS 1/2" CONSTANT 3/8"			
TANK PORT ADJUSTABLE RELIEF SET 1500 PSI			
RD450R-4	4 GPM	30 GPM	**$....**
RD450R-6	6 GPM	30 GPM	**168.58**
RD450R-8	8 GPM	30 GPM	**168.58**
PRINCE 3/4" INLET & EXCESS 3/4" CONSTANT 1/2"			
TANK PORT ADJUSTABLE RELIEF SET 1500 PS			
RD405R-4	4 GPM	30 GPM	**$198.89**
RD405R-6	6 GPM	30 GPM	**160.41**
RD405R-8	8 GPM	30 GPM	**160.41**

GRESEN FLOW DIVIDERS

Gresen 1-1/16 all ports except relief
3/4 o-ring 3500 PSI valve

DC25A-12	ADJ.	30 GPM	**$301.52**

Prices subject to change without notice. **ASK FOR QUANTITY DISCOUNT**

FLOW CONTROL VALVES

Controlled flow in ONE direction. Free flow in reverse.

MANATROL N SERIES WITH COLOR FLOW

Made of Steel. Max. 3000 PSI

Size	Part Number	Max. Flow @ 1000 PSI	Price Per Piece
1/4	**N-400-S**	5	**$79.36**
3/8	**N-600-S**	8	**103.48**
1/2	**N-800-S**	15	**214.67**
3/4	**N-1200-S**	25	**79.18**
1	**N-1600-S**	40	**....**

PARKER SERIES F LINE-MOUNTED FLOW CONTROL VALVES

Pipe Thread



Precisely controlled flow and shut-off in one direction, free flow in reverse. Two-step needle to give fine adjustments for low flows in the first three turns and conventional throttling in the last three turns. Has a set screw to lock valve settings.

Size	Parker Part Number	Max. Flow	Price Per Piece
1/4	**F-400-S**	5	**$41.96**
3/8	**F-600-S**	8	**53.46**
1/2	**F-800-S**	15	**144.19**
3/4	**F-1200-S**	25	**121.57**
1	**F-1600-S**	40	**275.44**

WOLVERINE BY PRINCE FLOW CONTROL VALVES

Inline in sizes from 1/8" to 1" Flows of 4 to 40 GPM-Maximum pressure of 3,000 PSI. Patented "Colorflow" adjustment reference. Made of Steel.

Size	Precise Part Number	Max. Flow	Price Per Piece
1/4	**WFC-400**	5	**$55.85**
3/8	**WFC-600**	8	**58.95**
1/2	**WFC-800**	15	**74.46**
3/4	**WFC-1200**	25	**123.07**
1	**WFC-1600**	40	**232.98**

NEEDLE & SHUT-OFF VALVE

Controlled Flow in BOTH Directions
USE - Throttling and shut-off valves suitable for speed control of cylinders and motors.

MANATROL MV SERIES WITH COLOR FLOW



Made of Steel. Max. 3000 PSI

Size	Part Number	Max. Flow @ 1000 PSI	Price Per Piece
1/4	**MV-400-S**	5	**$43.31**
3/8	**MV-600-S**	8	**63.61**
1/2	**MV-800-S**	15	**....**
3/4	**MV-1200-S**	25	**389.09**
1	**MV-1600-S**	40	**458.02**

WOLVERINE BY PRINCE IN-LINE NEEDLE VALVE

Carbon Steel Body.
Designed to provide precision flow control.
Operating temp range -20ºF through 210ºF

Port Size	Part Number	Max. PSI	Max Flow	Price Per Piece
1/4 NPTF	**WNV-400**	5,000 PSI	5 GPM	**$48.61**
3/8 NPTF	**WNV-600**	5,000 PSI	8 GPM	**71.36**
1/2 NPTF	**WNV-800**	5,000 PSI	16 GPM	**98.83**
3/4 NPTF	**WNV-1200**	3,000 PSI	25 GPM	**122.04**
1 NPTF	**WNV-1600**	3,000 PSI	40 GPM	**243.25**

GRESEN LINE THROTTLE VALVES NON-ADJUSTABLE FLOW - One Way Line Throttle

USE - To regulate maximum speed of cylinders in one direction. ECONOMY TYPE.
Restricts the flow in one direction, full flow in opposite direction. Will operate satisfactorily in any position. 1/2" pipe thrd. male & female outlets, 2-1/8" long. Plastic ball has drilled orifice.



GRESEN LINE THROTTLE VALVES

Part Number	Thread Size Inches	Plastic Ball Color	Restricted Capacity GPM at 1000 PSI	Approx. Size Orifice in Restrictor Inch	Price Per Piece
LT-50-4	1/2	Brown	1	1/32	**$180.73**
LT-50-6	1/2	Purple	3	1/16	**206.76**
LT-50-9	1/2	Red	5	3/32	**43.93**
LT-50-12	1/2	Yellow	11	1/8	**148.93**
LT-50-15	1/2	Green	14	5/32	**42.33**

GRESEN CHECK VALVES

Part Number	Thread Size Inches	Plastic Ball Color	Restricted Capacity GPM at 1000 PSI	Approx. Size Orifice in Restrictor Inch	Price Per Piece
LT-10-0	7/8	Neutral	Check	None	$ ....
LT-50-0	1/2	Neutral	Check	None	**206.76**
LT-75-00	3/4	Neutral	Check	None	**84.70**

ALSO AVAILABLE IN 3/4 O-RING THREAD

ASK FOR QUANTITY DISCOUNT ***Prices subject to change without notice.***

 © Baum Hydraulics Corporation

HYDRAULIC SELECTOR VALVES

DOUBLE SELECTOR VALVE - USE - To operate two sets of double-acting cylinders one at a time with one 4-way (double-acting) control valve. This valve is used where one double-acting cylinder is on the front and one is on the rear of the tractor, and both are operated by the same control valve. Also use this valve to add another double-acting cylinder on a tractor where you want to use the existing control valve to operate both double cylinders separately.

PRINCE - Max. Pressure 2500 PSI

Port Size	Part Number	Capacity GPM	Price Per Piece
1/2	**DS-1A1E**	20	**$266.83**
3/4	**DS-4A1E**	30	**266.83**
Push Knob 670400029			
5/16-18 Thread			**14.36**



Less Endcap

GRESEN - Max. Pressure 2500 PSI

Port Size	Part Number	Capacity GPM	Price Per Piece
3/4	**DS75**	24	**$418.36**
O-Ring Thread Max. Pressure 3000 PSI			
1-1/16	**DS12**	24	**225.54**

CROSS - Max. Pressure 2500 PSI *

Port Size	Part Number	Capacity GPM	Price Per Piece
1	**SD4BALA6**	40	**$276.91**
Cross Selector Valve Linkage Kit			
1-1/16	**1V1730**	- -	**12.33**

* Spool Cap not included with valve.

SINGLE SELECTOR VALVE - USE - To operate two control valves from one pump or, to operate separately two single-acting cylinders from one control valve. This hydraulic selector valve is particulary useful on tractors with a backhoe mounted on the rear and a loader, dozer or snowplow on the front. The selector valve can be mounted between the pump and two groups of control valves. This allows you to direct the flow either to the control valves for the loader in front or to the control valves for the backhoe in the rear.

PRINCE - Max. Pressure 3000 PSI

Port Size	Part Number	Capacity GPM	Price Per Piece
1/2	**RD950**	20	**$156.90**
3/4	**RD975**	30	**217.19**



GRESEN - Max. Pressure 2000 PSI

Port Size	Part Number	Capacity GPM	Price Per Piece
1/2	**S50**	15	**$258.60**
3/4	**S75**	24	**147.70**
1	**S100**	40	**449.73**



CROSS - Max. Pressure 2500 PSI

Port Size	Part Number	Capacity GPM	Price Per Piece
1/2	**VS2BKLF2**	20	**$123.91**
3/4	**VS4BKLF6**	40	**167.98**

Marker Valve For Planters Sequence Valve

PRODUCT FEATURES: This is an excellent valve for operating planter markers. Both markers will raise together, but only one marker will drop. This process will alternate between markers.



Part Number	Ports	PSI Rating	Weight	Price Per Piece
SQV	3/4 O-ring	2500	6 lbs.	**$223.11**

PRESSURE LOCK VALVES

ELIMINATES CYLINDER CREEP

For Use With Double-Acting 4-way Valves ONLY

USE - To lock a cylinder in position and prevent its movement due to leakage or slippage when the control valve is in neutral position.

* NOTE: 7/8 is o-ring ports

DOUBLE ACTING - To Lock in BOTH DIRECTIONS with a 4-way Valve

GRESEN 2500 PSI - DOUBLE ACTING

Port Size	GRESEN Part Number	Max GPM Flow	Price Per Piece
1/2	**LO-50-D**	25	**$410.56**
7/8	**LO-10-D**	30	**474.55**



LO50-D

PRINCE 2500 PSI - DOUBLE ACTING

Port Size	PRINCE Part Number	Max GPM Flow	Price Per Piece
1/2	**RD1450**	30	**$301.99**
3/4	**RD1475**	30	**249.25**

RD

SINGLE ACTING - To Lock in ONE DIRECTION ONLY with a 4-way Valve

GRESEN 2500 PSI - SINGLE ACTING

Port Size	GRESEN Part Number	Max GPM Flow	Price Per Piece
1/2	**LO-50-S**	25	**$420.10**



LO50-S

Prices subject to change without notice. **ASK FOR QUANTITY DISCOUNT**

LARGE HYDRAULIC RETURN LINE PAPER ELEMENT

A LARGE SIZE FULL-FLOW IN-LINE FILTER

USE - Install in return line between the control valve and the tank.
This full flow filter has a built-in by-pass valve which opens automatically when filter is clogged or overloaded. Dial indicator tells when filter is dirty.
Filter element easily removed for replacement. Install filter at high point of system. Filter gives full-flow filtration until clogged with dirt.

GRESEN ASSEMBLY 1-1/4" PIPE SPIN-ON				BAUM ASSEMBLY 1-1/4" OR 1" PIPE SPIN-ON					BAUM ASSEMBLY 1-1/2" PIPE SPIN-ON		
GRESEN Number	GPM	Our Sequence Number	Price Per Piece	BAUM Number	1" Our Sequence Number	GPM	1-1/4" Sequence Number	1" and 1-1/4" Price Per Piece	GPM	1-1/2" Our Sequence Number	1-1/2" Price Per Piece
FILTER ASSEMBLIES WITHOUT GAUGE PORTS											
With FINE 10 Micron Paper Element											
FSP212-1EDNH	65	345280	**$93.01**	**FSP212-1EDNN**	Y94836	62	Y94864	**$94.04**	62	Y94920	**$104.33**
- - - - -	- -		**....**	**FSP212-1EDNN Long**	Y94838	70	Y94866	**105.81**	70	Y94922	**116.10**
With FINE 10 Micron Water Absorbing Paper Element											
- - - - -	- -		**....**	**FSP212-1EDNN-AZ Lg.**	Y94840	28	Y94868	**113.46**	28	Y94924	**123.74**
With COARSE 25 Micron Paper Element											
FSP212-1JDNH	75	345310	**93.01**	**FSP212-1JDNN**	Y94842	70	Y94870	**98.37**	70	Y94926	**108.65**
- - - - -	- -		**....**	**FSP212-1JDNN Long**	Y94844	70	Y94872	**96.76**	78	Y94928	**107.04**
With EXTRA FINE 3 Micron Paper Element											
FSP212-1ADNN	45		**....**	**FSP212-1ADNN**	Y94846	35	Y94874	**75.29**	35	Y94930	**85.58**
- - - - -	- -		**....**	**FSP212-1ADNN Long**	Y94848	40	Y94876	**105.68**	40	Y94932	**115.97**
With EXTRA FINE 3 Micron Water Absorbing Paper Element											
- - - - -	- -		**....**	**FSP212-1ADNN-AZ Lg.**	Y94850	12	Y94878	**117.08**	12	Y94934	**127.36**
FILTER ASSEMBLIES WITH GAUGE PORTS											
With FINE 10 Micron Paper Element											
FSP212-1EDNA	65		**....**	**FSP212-1EDNAC**	Y94986	62	Y95014	**95.85**	62	Y95070	**111.59**
- - - - -	- -		**....**	**FSP212-1EDNAC Long**	Y94988	70	Y95016	**107.62**	70	Y95072	**123.37**
With FINE 10 Micron Water Absorbing Element											
- - - - -	- -		**....**	**FSP212-1EDNAC**	Y94990	28	Y95018	**115.27**	28	Y95074	**131.01**
With COARSE 25 Micron Paper Element											
FSP212-1JDNA	75		**....**	**FSP212-1JDNAC**	Y94992	70	Y95020	**100.18**	70	Y95076	**115.92**
- - - - -	- -		**....**	**FSP212-1JDNAC Long**	Y94994	70	Y95022	**98.57**	78	Y95078	**114.31**
With EXTRA FINE 3 Micron Paper Element											
FSP212-1ADNA	45		**....**	**FSP212-1ADNAC**	Y94996	35	Y95024	**77.10**	35	Y95080	**92.85**
- - - - -	- -		**....**	**FSP212-1ADNAC Long**	Y94998	40	Y95026	**107.50**	40	Y95082	**123.24**
With EXTRA FINE 3 Micron Water Absorbing Paper Element											
- - - - -	- -		**....**	**FSP212-1ADNAC-AZ Lg.**	Y95000	12	Y95028	**118.89**	12	Y95084	**134.63**
FILTER HEADS ONLY											
Without Gauge Ports											
- - - --			**....**	**SF-100-25-0**			501141	**54.73**	- - - --		**....**
- - - --			**....**	**SF-120-25-0**			501150	**52.14**	**SF-150-25-0**	501200	**62.42**
With Gauge Ports											
- - - --			**....**	**SF-100-25-1 & 3**			501143	**53.95**	- - - --		**....**
- - - - -			**....**	**SF-120-25-1 & 3**			501155	**53.95**	**SF-150-25-1&3**	501205	**69.69**
REPLACEMENT ELEMENTS											
Fine 10 Micron Element											
Standard	- - - - -			**SE-10**			501045	**41.90**	**SE-10**	501045	**41.90**
Extra Long	- - - - -			**LE-10**			501050	**53.67**	**LE-10**	501050	**53.67**
Water Absorbing	- - - - -			**LE-10AZ**			501055	**61.32**	**LE-10AZ**	501055	**61.32**
Coarse 25 Micron Element											
Standard	**K-23019**	345800	**38.24**	**SE-25**			501060	**46.23**	**SE-25**	501060	**46.23**
Extra Long	- - - - -		**....**	**LE-25**			501065	**44.62**	**LE-25**	501065	**44.62**
Extra Fine 3 Micron Element											
Standard	**K-23020**	345820	**17.60**	**SE-3**			501070	**23.16**	**SE-3**	501070	**23.16**
Extra Long	- - - - -		**....**	**LE-3**			501075	**53.55**	**LE-3**	501075	**53.55**
Water Absorbing	- - - - -		**....**	**LE-03AZ**			501080	**64.94**	**LE-03AZ**	501080	**64.94**

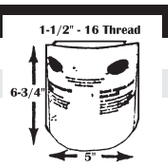

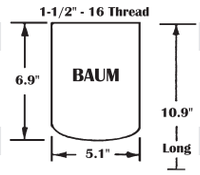

ASK FOR QUANTITY DISCOUNT *Prices subject to change without notice.*

BAUM HYDRAULICS CORPORATION
1-800-228-9222 / e-mail: sales@baumhydraulics.com
Fax: 1-800-832-2522 / www.baumhydraulics.com / © Baum Hydraulics Corporation

MEDIUM HYDRAULIC RETURN LINE PAPER ELEMENT OR WASHABLE SCREEN FILTER

AN ECONOMY MEDIUM SIZE RETURN-LINE FILTER

USE - Install in return line between the control valve and the tank.
This full flow filter has a built-in by-pass valve which opens automatically when filter is clogged or overloaded. Dial indicator tells when filter is dirty.
Filter element easily removed for replacement. Install filter at high point of system. Filter gives full-flow filtration until clogged with dirt.

GRESEN ASSEMBLY 3/4" PIPE SPIN-ON				BAUM ASSEMBLY 1/2" OR 3/4" PIPE SPIN-ON					BAUM ASSEMBLY 1" PIPE SPIN-ON		
GRESEN Number	GPM	Our Sequence Number	Price Per Piece	BAUM Number	1/2" Our Sequence Number	GPM	3/4" Sequence Number	1/2" and 3/4" Price Per Piece	GPM	1" Our Sequence Number	1" Price Per Piece
FILTER ASSEMBLIES WITHOUT GAUGE PORTS											
With FINE 10 Micron Paper Element											
FSP107-1EDNN	23	344860	**$....**	**FSP107-1EDNN**	Y94500	18	Y94520	**$54.23**	18	Y94540	**$57.14**
- - - - -	- -		**....**	**FSP107-1EDNN Long**	Y94502	25	Y94522	**71.96**	25	Y94542	**74.87**
With FINE 10 Micron Water Absorbing Paper Element											
- - - - -	- -		**....**	**FSP107-1EDNN-AZ**	Y94504	7	Y94524	**56.77**	7	Y94544	**59.68**
With COARSE 33 Micron or 25 Micron Paper Element											
FSP107-1LDNN	27	344890	**45.29**	**FSP107-1LDNN**	Y94506	25	Y94526	**53.60**	25	Y94546	**56.51**
With EXTRA FINE 3 Micron Paper Element											
- - - - -	- -	**..**	**..**	**FSP107-1ADNN-AZ**	Y94508	10	Y94528	**110.29**	10	Y94548	**113.20**
FILTER ASSEMBLIES WITH GAUGE PORTS											
With FINE 10 Micron Paper Element											
FSP107-1EDNA	23		**....**	**FSP107-1EDNAC**	Y94610	18	Y94630	**47.43**	18	Y94650	**69.84**
- - - - -	- -		**....**	**FSP107-1EDNAC Long**	Y94612	25	Y94632	**65.17**	25	Y94652	**87.58**
With FINE 10 Micron Water Absorbing Paper Element											
- - - - -	- -		**....**	**FSP107-1EDNAC-AZ**	Y94614	7	Y94634	**49.97**	7	Y94654	**72.38**
With COARSE 33 Micron or 25 Micron Paper Element											
FSP107-1LDNA	27		**....**	**FSP107-1LDNAC**	Y94616	25	Y94636	**46.81**	25	Y94656	**69.22**
With EXTRA FINE 3 Micron Water Absorbing Paper Element											
- - - - -	- -		**....**	**FSP107-1ADNAC-AZ Lg.**	Y94618	10	Y94638	**103.50**	10	Y94658	**125.91**
FILTER HEADS ONLY											
Without Gauge Ports											
		....		**ZAF-05-50-0**			501260	**24.09**			
		....		**ZAF-07-25-0**			501275	**30.78**			
		....		**ZAF-10-25-0**			501285	**33.70**			
With Gauge Ports											
		....		**ZAF-05-50-1 & 3**			501262	**25.96**			
		....		**ZAF-07-25-1 & 3**			501280	**23.99**			
		....		**ZAF-10-25-1 & 3**			501290	**46.40**			
REPLACEMENT ELEMENTS											
Fine 10 Micron Element											
Standard	**K-22001**	345570	**32.50**	**AE-10**			501005	**23.44**			
Extra Long	- - - - -		**....**	**AE-10L**			501010	**41.17**			
Water Absorbing	- - - - -		**....**	**AE-10AZ**			501015	**15.30**			
Coarse 25 Micron Element											
Standard	**K-22002**	345600	**17.74**	**AE-25**			501020	**22.81**			
Extra Fine 3 Micron Element											
	- - - - -		**....**	**AE-03AZL**			501000	**79.50**			

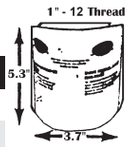

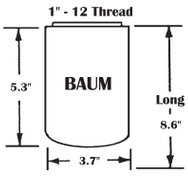

HOW TO INSTALL FILTERS

Buy filters with an extra element. Install and operate filter for one hour to clean the oil, then change element. Install filter upright in high point of system. With Gresen filters, install casting first, then attach bottom allowing 1 inch clearance. Find arrow on casting for correct flow direction. Follow enclosed instructions to install and adjust dial indicator.

Install with the lower surface of the filter head casting above reservoir oil level so that when the filter housing is removed oil supply in reservoir will not drain.

Paper Element will filter three times as thoroughly as the Wire Cloth Element. Install filter at high point of the system.

GASKETS & SEALS for LARGE GRESEN FILTERS

Description	Part Number	O.D.	x	I.D.	x	Thickness	x	Height	Our Sequence Number	Price Per Piece
Gasket for FSP212 Series Filter	**11872-001**	5/16	x	4-17/32	x	1/4	x	5/16	360595	**$1.50**
Flat Center Post Seal Between Can & Center on Bottom	**1575-001**	3-3/4	x	1-3/4	x	1	x	1/16	359500	**8.26**
Large Square Cut Housing Seal Between Can & Head	**1576-001**	4-3/4	x	4-3/8	x	3/16	x	1/4	359520	**16.65**

Prices subject to change without notice. **ASK FOR QUANTITY DISCOUNT**

1-800-228-9222 / e-mail: sales@baumhydraulics.com
Fax: 1-800-832-2522 / www.baumhydraulics.com / © Baum Hydraulics Corporation

BAUM HYDRAULICS CORPORATION

LARGE HYDRAULIC RETURN LINE PAPER ELEMENT

A LARGE SIZE FULL-FLOW IN-LINE FILTER

USE - Install in return line between the control valve and the tank.
This full flow filter has a built-in by-pass valve which opens automatically when filter is clogged or overloaded. Dial indicator tells when filter is dirty.
Filter element easily removed for replacement. Install filter at high point of system. Filter gives full-flow filtration until clogged with dirt.

BAUM ASSEMBLY SPIN-ON
SIDE-BY-SIDE
200 PSI
2" Split Flange & 1-1/2" Pipe Thd. Combination

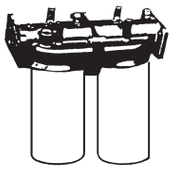

BAUM ASSEMBLY SPIN-ON
MODULAR LINE
200 PSI
2" Split Flange & 1-1/2" Pipe Thd. Combination

GRESEN ASSEMBLY SPIN-ON
DROP-IN
200 PSI
1-1/2" Split Flange & 1-1/4" NPTF Combination

BAUM Number	GPM	Our Sequence Number	Price Per Piece	BAUM Number	GPM	Our Sequence Number	Price Per Piece	GRESEN Number	GPM	Our Sequence Number	Price Per Piece
FILTER ASSEMBLIES WITHOUT GAUGE PORTS											
With FINE 10 Micron Paper Element											
FSP415-5EDNNK	108	Y95136	**$....**	**FSP615-5EDNNK**	128	Y95268	**$179.45**	- - - - -	- -		**$....**
FSP415-5EDNNK Long	110	Y95138	**....**	**FSP615-5EDNNK Long**	138	Y95270	**202.99**	- - - - -	- -		**....**
With FINE 10 Micron Water Absorbing Element											
FSP415-5EDNNK-LAZ	38	Y95140	**....**	**FSP615-5EDNNK-LAZ**	40	Y95272	**218.29**	- - - - -	- -		**....**
With COARSE 25 Micron Paper Element											
FSP415-5LDNNK	115	Y95142	**....**	**FSP615-5LDNNK**	132	Y95274	**188.10**	**FLR215-9LDNH**	84	345180	....
FSP415-5LDNNK Long	130	Y95144	**....**	**FSP615-5LDNNK Long**	142	Y95276	**184.88**	- - - - -	- -		....
With EXTRA FINE 3 Micron Paper Element											
FSP415-5ADNNK	85	Y95146	**....**	**FSP615-5ADNNK**	95	Y95278	**141.96**	- - - - -	- -		**....**
FSP415-5ADNNK Long	90	Y95148	**....**	**FSP615-5ADNNK Long**	105	Y95280	**202.74**	- - - - -	- -		**....**
With EXTRA FINE 3 Micron Paper Water Absorbing Element											
FSP415-5ADNNK-LAZ	25	Y95150	**....**	**FSP615-5ADNNK-LAZ**	30	Y95282	**225.53**	- - - - -	- -		**....**
FILTER ASSEMBLIES WITH GAUGE PORTS											
With FINE 10 Micron Paper Element											
FSP415-5EDNACK	108	Y95202	**333.78**	**FSP615-5EDNACK**	130	Y95334	**252.72**	- - - - -	- -		**....**
FSP415-5EDNACK Long	110	Y95204	**357.32**	**FSP615-5EDNACK Long**	140	Y95336	**276.26**	- - - - -	- -		**....**
With FINE 10 Micron Water Absorbing Element											
FSP415-5EDNACK-LAZ	38	Y95206	**372.61**	**FSP615-5EDNACK-LAZ**	40	Y95338	**291.55**	- - - - -	- -		**....**
With COARSE 25 Micron Paper Element											
FSP415-5LDNACK	115	Y95208	**342.43**	**FSP615-5LDNACK**	132	Y95340	**261.37**	**FLR215-9LDNH**	84	345180	....
FSP415-5LDNACK Long	130	Y95210	**339.21**	**FSP615-5LDNACK Long**	142	Y95342	**258.15**	- - - - -	- -		**....**
With EXTRA FINE 3 Micron Paper Element											
FSP415-5ADNACK	85	Y95212	**296.29**	**FSP615-5ADNACK**	95	Y95344	**215.22**	- - - - -	- -		**....**
FSP415-5ADNACK Long	90	Y95214	**357.07**	**FSP615-5ADNACK Long**	105	Y95346	**276.01**	- - - - -	- -		**....**
With EXTRA FINE 3 Micron Paper Water Absorbing Element											
FSP415-5ADNACK-LAZ	25	Y95216	**379.85**	**FSP615-5ADNACK-LAZ**	30	Y95348	**298.79**	- - - - -	- -		**....**
FILTER HEAD ONLY											
Without Gauge Ports											
ZDF-2215-25-0-00		501335	**....**	**MF-2215-25-0-2-0**		501250	**95.65**	- - - - -			**....**
With Gauge Ports											
ZDF-2215-25-1 & 3-00		501340	**249.98**	**MF-2215-25-1 & 3-2-0**		501255	**168.91**	- - - - -			**....**

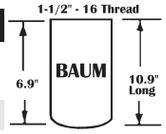

REPLACEMENT ELEMENTS

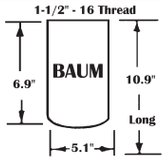



Fine 10 Micron Element											
Standard	**SE-10**	501045	**41.90**	**SE-10**	501045	**41.90**	**K-23026**	345765	**33.11**
Extra Long	**LE-10**	501050	**53.67**	**LE-10**	501050	**53.67**	- - - - -		**....**
Water Absorb.	**LE-10AZ**	501055	**61.32**	**LE-10AZ**	501055	**61.32**	- - - - -		**....**
Coarse 25 Micron Element									
Standard	**SE-25**	501060	**46.23**	**SE-25**	501060	**46.23**	**K-23027**	345735	**31.58**
Extra Long	**LE-25**	501065	**44.62**	**LE-25**	501065	**44.62**	- - - - -		**....**
Extra Fine 3 Micron Element									
Standard	**SE-3**	501070	**23.16**	**SE-3**	501070	**23.16**	**K-23044**	345850	**19.13**
Extra Long	**LE-3**	501075	**53.55**	**LE-3**	501075	**53.55**	- - - - -		**....**
Water Absorb.	**LE-03AZ**	501000	**79.50**	**LE-03AZ**	501000	**79.50**	- - - - -		**....**

ASK FOR QUANTITY DISCOUNT ***Prices subject to change without notice.***

BAUM HYDRAULICS CORPORATION
1-800-228-9222 / e-mail: sales@baumhydraulics.com
Fax: 1-800-832-2522 / www.baumhydraulics.com / © Baum Hydraulics Corporation

MEDIUM HYDRAULIC SUCTION LINE SPIN-ON SCREEN FILTER

USE-Install in the suction line between pump inlet and the tank except Sump type, which is installed in the tank. This full flow filter has a built-in by-pass valve which opens automatically when filter is clogged or overloaded. Dial indicator tells when filter is dirty. Filter element easily removed for replacement. Filter gives full-flow filtration until clogged with dirt.

BAUM ASSEMBLY 1/2" OR 3/4" OR 1" PIPE SPIN-ON

1/2" BAUM Number	GPM	Our Sequence Number	Price Per Piece	3/4" BAUM Number	GPM	Our Sequence Number	Price Per Piece	1" BAUM Number	GPM	Our Sequence Number	Price Per Piece
FILTER ASSEMBLIES WITHOUT GAUGE PORTS											
With Coarse 100 Mesh Wire Screen Element 91 Square Inch 141 Micron											
FSP107-1XDNN	5	Y94510	**$76.58**	**FSP107-1XDNN**	9	Y94530	**$83.40**	**FSP107-1XDNN**	14	Y94550	**$80.41**
FILTER ASSEMBLIES WITH GAUGE PORTS											
Filter with COARSE 100 Mesh Screen Element 91 Square Inch 141 Micron											
FSP107-1XDNAC	5	Y94620	**86.52**	**FSP107-1XDNAC**	9	Y94640	**86.19**	**FSP107-1XDNAC**	14	Y94660	**82.19**
FILTER HEAD ONLY											
ZAF-05-05-0 Without Gauge Ports		501264	**13.78**	**ZAF-05-05-5 With Gauge Ports**		501266	**23.72**				
ZAF-07-05-0 Without Gauge Ports		501281	**20.60**	**ZAF-07-05-5 With Gauge Ports**		501270	**23.39**				
ZAF-10-05-0 Without Gauge Ports		501283	**17.61**	**ZAF-10-05-5 With Gauge Ports**		501284	**....**				
REPLACEMENT ELEMENTS											
100 Mesh Element for 1/2", 3/4" and 1" Meduim Assemblies											
AE-100		501025	**31.44**			- - - - -	**....**				

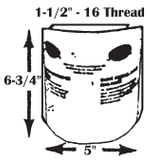

LARGE HYDRAULIC SUCTION LINE SPIN-ON SCREEN FILTER

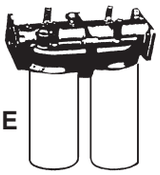

BAUM ASSEMBLY TWIN SIDE-BY-SIDE

2" Split Flange & 1-1/2" Pipe Thd. Combination

BAUM ASSEMBLY IN-LINE MODULAR LINE

2" Split Flange & 1-1/2" Pipe Thd. Combination

BAUM TWIN SIDE BY SIDE Number	GPM	Our Sequence Number	Price Per Piece	BAUM TWIN IN-LINE Number	GPM	Our Sequence Number	Price Per Piece
FILTER ASSEMBLIES WITHOUT GAUGE PORTS							
Filter with 2 COARSE 100 Mesh Screen Element 200 Square Inch Each 141 Micron							
FSP415-5SBNNK	50	Y95164	**$244.64**	**FSP615-5SBNNK**	50	Y95296	**$228.73**
Filter with 2 COARSE EXTRA LARGE 100 Mesh Wire Screen Element 380 Square Inch Each 141 Micron							
FSP415-5TBNNK	**64**	**Y95166**	**395.15**				
FILTER ASSEMBLIES WITH GAUGE PORTS							
Filter with 2 COARSE 100 Mesh Screen Element 200 Square Inch Each 141 Micron							
FSP415-5SBNEK	50	Y95230	**246.43**	**FSP615-5SBNEK**	50	Y95362	**230.46**
Filter with 2 COARSE EXTRA LARGE 100 Mesh Wire Screen Element 380 Square Inch Each 141 Micron							
FSP415-5TBNEK	64	Y95232	**396.93**	**FSP615-5TBNEK**	64	Y95364	**380.96**
FILTER HEAD ONLY							
ZDF-2215-05-0-00 Without Gauge Ports		501310	**107.02**	**MF-2215-05-0-2-0 Without Gauge Ports**		501225	**....**
ZDF-2215-05-5-00 With Gauge Ports		501315	**108.80**	**MF-2215-05-5-2-0 With Gauge Ports**		501230	**54.67**
REPLACEMENT ELEMENTS							
With 100 Mesh Element							
Standard **SE-100**		501085	**68.81**	Standard **SE-100**		501085	**68.81**
Extra Long **LE-100**		501090	**144.06**	Extra Long **LE-100**		501090	**144.06**

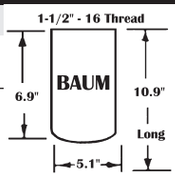

GASKETS & SEALS for LARGE GRESEN FILTERS

Description	Part Number	O.D.	x	I.D.	x	Thickness	x	Height	Our Sequence Number	Price Per Piece
Gasket for FSP212 Series Filter	**11872-001**	5/16	x	4-17/32	x	1/4	x	5/16	360595	**$1.50**
Flat Center Post Seal Between Can & Center on Bottom	**1575-001**	3-3/4	x	1-3/4	x	1	x	1/16	359500	**8.26**
Large Square Cut Housing Seal Between Can & Head	**1576-001**	4-3/4	x	4-3/8	x	3/16	x	1/4	359520	**16.65**

Prices subject to change without notice. **ASK FOR QUANTITY DISCOUNT**

LARGE HYDRAULIC SUCTION LINE WASHABLE SCREEN FILTER

A LARGE SIZE FULL-FLOW IN-LINE FILTER

USE-Install in the suction line between pump inlet and the tank except Sump type, which is installed in the tank.
This full flow filter has a built-in by-pass valve which opens automatically when filter is clogged or overloaded. Dial indicator tells when filter is dirty.
Filter element easily removed for replacement. Filter gives full-flow filtration until clogged with dirt.

BAUM ASSEMBLY LARGE SUCTION SPIN-ON

1", 1-1/4" & 1-1/2" Pipe Thread
Large Suction



GRESEN ASSEMBLY DROP-IN

1-1/2" Split Flange & 1-1/4" Pipe Thd Combination Drop-In

BAUM Spin-On Number	GPM	1" Sequence Number	GPM	1-1/4" Sequence Number	GPM	1-1/2" Sequence Number	Price Per Piece	GRESEN Drop-In Number	GPM	Our Sequence Number	Price Per Piece
FILTER ASSEMBLIES WITHOUT GAUGE PORTS											
Filter with COARSE 100 Mesh Screen Element 200 Square Inch 141 Micron											
FSP112-1SBNN	15	Y94662	25	Y94720	32	Y94744	**$121.30**	**- - - - -**	- -		**$....**
Filter with COARSE EXTRA LARGE 100 Mesh Wire Screen Element 380 Square Inch 141 Micron											
FSP112-1TBNN	18	Y94664	30	Y94722	40	Y94746	**196.55**	- - - - -	- -		**....**
FILTER ASSEMBLIES WITH GAUGE PORTS											
Filter with COARSE 100 Mesh Screen Element 200 Square Inch 141 Micron											
FSP112-1SBNDF	15	Y94666	25	Y94778	32	Y94802	**122.69**	- - - - -	- -		**....**
Filter with COARSE EXTRA LARGE 100 Mesh Wire Screen Element 380 Square Inch 141 Micron											
FSP112-1TBNDF	18	Y94668	30	Y94780	40	Y94804	**197.94**	- - - - -	- -		**....**
With EXTRA COARSE 60 Mesh Screen Element 220 Micron (K-23011)											
- - - - -					- -		**....**	- - - - -	- -		**....**

BAUM Number	Size	Our Sequence Number	Price Per Piece	GRESEN Number	Size	Our Sequence Number	Price Per Piece
FILTER HEAD ONLY							
Without Gauge Ports							
SF-100-05-0	1"	501130	**23.47**				
SF-120-05-0	1-1/4"	501145	**63.08**				
SF-150-05-0	1-1/2"	501175	**52.49**	- - - - -		**....**	
With Gauge Ports							
SF-100-05-4 & 6	1"	501132	**37.00**				
SF-120-05-4 & 6	1-1/4"	501147	**....**				
SF-150-05-4 & 6	1-1/2"	501180	**53.87**	- - - - -		**....**	
REPLACEMENT ELEMENTS							
With 100 Mesh Element							
Standard **SE-100**		501085	**68.81**	Standard **K-25001**		345940	**110.81**
Extra Long **LE-100**		501090	**144.06**	**- - - -** **- - - -**		- -	**....**
- - - - **- - - -**		- - - -	**....**	Extra Heavy **K-25002**		345950	**204.60**
With 60 Mesh Element							
- - - - **- - - -**		- - - -	**....**	- - - - **K-23001**		345700	**24.19**

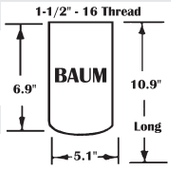

NOTE: Filter assemblies using 100 mesh wire screen element for suction line should use the filter head with the 5 PSI bypass spring setting. Those with gage ports need the proper gage port location for a vacuum gage.

GASKETS & SEALS for LARGE GRESEN FILTERS

Description	Part Number	O.D.	x	I.D.	x	Thickness	x	Height	Our Sequence Number	Price Per Piece
Gasket for FSP212 Series Filter	**11872-001**	5/16	x	4-17/32	x	1/4	x	5/16	360595	**$1.50**
Flat Center Post Seal Between Can & Center on Bottom	**1575-001**	3-3/4	x	1-3/4	x	1	x	1/16	359500	**8.26**
Large Square Cut Housing Seal Between Can & Head	**1576-001**	4-3/4	x	4-3/8	x	3/16	x	1/4	359520	**16.65**

ASK FOR QUANTITY DISCOUNT ***Prices subject to change without notice.***

BAUM HYDRAULICS CORPORATION
1-800-228-9222 / e-mail: sales@baumhydraulics.com
Fax: 1-800-832-2522 / www.baumhydraulics.com / © Baum Hydraulics Corporation

FLOW EZY TANK-MOUNTED SUCTION STRAINERS; RETURN LINE STRAINERS; & DIFFUSERS

TANK-MOUNTED STRAINERS

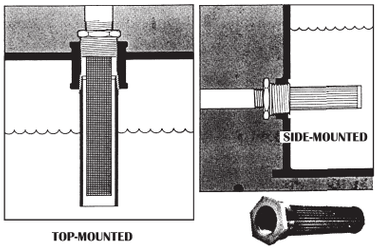

This is an easy way to put a strainer to work at your tank or reservoir. Mount them through the side wall, or through the top, into a standpipe. Either way they can be removed through the hole in which they are mounted, for easy servicing. Access to the tank interior is never necessary. Made in two styles: Suction line models are used when drawing fluid from the tank. Return line models are used when sending fluid into the tank.

Part Number	Tank Bushing	Female Pipe	GPM	Length	Diam.	Price Per Piece
SUCTION STRAINERS - 60 MESH						
S5-60	1	1/2	5	5-5/16	7/8	**$46.86**
S10-60	1-1/4	3/4	10	8	1-1/8	**49.51**
S15-60	1-1/2	1	15	8-1/2	1-1/4	**51.28**
S25-60	2	1-1/4	25	9-9/16	1-9/16	**61.89**
RETURN FILTERS - 100 MESH						
R-19-100	1	1/2	18	5-5/16	7/8	**25.82**
R-33-100	1-1/4	3/4	32	8	1-1/8	**44.21**
R-54-100	1-1/2	1	53	8-1/2	1-1/4	**44.21**
R-94-100	2	1-1/4	93	9-9/16	1-9/16	**99.91**
DIFFUSERS						
D34	1-1/4	3/4	34	8	1-1/8	**42.26**
D55	1-1/2	1	55	8-1/2	1-1/4	**45.27**

By assembling the pipe fittings listed in the table you build a housing into which the Flow Ezy strainer fits.

DIMENSIONS AND SUPPLIES

Strainer Model Size	Bushing Size			Length	Assembled Length (Approx.)	Pipe Size
S-5	1	x	1/2	5-5/16	7	1/2
S-10	1-1/4	x	3/4	8	10	3/4
S-15	1-1/2	x	1	8-1/2	11	1
S-25	2	x	1-1/4	9-9/16	13	1-1/4

PLUMBING SUPPLIES REQUIRED

For Strainer Model	Nipple (1 Required)			Coupling (2 Required)			Bushing (1 Required)		
S-5	1-1/4	x	3-1/2	1-1/4	x	1	1	x	3/4
S-10	1-1/2	x	6	1-1/2	x	1-1/4	1-1/4	x	3/4
S-15	2	x	5-1/2	2	x	1-1/2	1-1/2	x	1
S-25	2-1/2	x	7	2-1/2	x	2	2	x	1-1/4

FLOW EZY SUMP STRAINER



Flow Ezy Sump Strainer with Male Pipe Threads

Part Number	Male Pipe	GPM	Length	Diam.	Price Per Piece
Nylon-End Nipple Style Flow Ezy Sump Strainer - 60 Mesh					
P-3 3/4-60	3/4	3	3-5/8	2-1/8	**$34.48**
P-50-2	2	50	11-1/4	4-3/16	**55.01**
P-75-2-1/2	2-1/2	75	13-3/4	5-3/16	**30.42**
P-100-3	3	100	13-3/4	5-3/16	**66.13**

SUMP FILTER with Female Pipe Threads



Part Number	Female Pipe	GPM	Length	Diam.	Price Per Piece
GRESEN Sump Filter - 100 Mesh - 149 Micron					
FST215-1TB	1-1/4	30	9-7/8	4-1/3	**$89.66**
FLOW EZY All Metal Sump with Female Pipe Threads					
10-1-100	1	10	5-3/4	3-9/32	**61.89**
20-1-1/4-100	1-1/4	20	7-3/8	3-9/32	**47.74**
30-1-1/2-100	1-1/2	30	9-1/8	4-9/32	**86.65**
50-2-100	2	50	9-3/4	4-9/32	**85.41**
75-2-1/2-100	2-1/2	75	12-1/2	5-7/16	**....**
100-3-100	3	100	12-1/2	5-7/16	**....**
FLOW EZY All Metal Sump Strainers with Relief Set at 3 Lbs. - 100 Mesh					
10-1-100-RV3	1	10	5-3/4	3-9/32	**49.51**
20-1-1/4x100-RV3	1-1/4	20	7-3/8	3-9/32	**56.58**
30-1-1/2-100-RV3	1-1/2	30	9-1/8	4-9/32	**82.24**
50-2-100-RV3	2	50	9-3/4	4-9/32	**108.57**
75-2-1/2-100-RV3	2-1/2	75	12-1/2	5-7/16	**123.07**
100-3-100-RV3	3	100	12-1/2	5-7/16	**149.95**

FLOW EZY RETURN LINE DIFFUSER

Female Pipe Thread or Male Nipple Pipe Thread
Screws on or screws in (nipple design).

Flow diffusers help to cure foaming problems & to prevent cavitation caused by flow disturbance at the pump inlet. These units allow greater freedom in reservoir design, and may even eliminate the need for tank baffling plates. They also reduce reservoir noise. All-steel construction, and may be ordered with nut or nipple connector.



Part Number	Pipe Pipe	GPM	Length	Diam.	Price Per Piece
High Speed Return Line Flow Diffuser					
D-33 Female	3/4F	33	3-1/2	3-3/16	**$30.41**
D-33 Nipple	3/4M	33	4-5/16	3-3/16	**....**
D-54 Female	1F	54	5-3/8	3-3/16	**37.49**
D-54 Nipple	1M	54	6-9/16	3-3/16	**22.44**
D-94 Female	1-1/4F	94	7-3/16	3-3/16	**45.97**

MAGNETIC DRAIN PLUGS

Plugs are square head not hex head as pictured.



Size Inches	Our Sequence Number	Price Per Piece
With Male Square head & Extended Magnet		
1/8	146060	**$4.57**
1/4	146063	**4.27**
3/8	146066	**4.57**
1-1/2	146081	**$24.33**
2	146083	**31.84**
With Male Square head & Flush Magnet		
1/2	146069	**2.70**
3/4	146072	**3.39**
1	146075	**8.21**
1-1/4	146078	**6.72**
With Male Hex head		
1/2-ORB	146086	**6.12**
3/4-ORB	146092	**7.12**



5 Per Pkg.



Prices subject to change without notice. **ASK FOR QUANTITY DISCOUNT**

LENZ HYDRAULIC PRESSURE GAUGES

AFC-25 Stainless Steel Case
Dial Size: 2-1/2” Glycerin Filled
Pressure Ranges: 30” HG to 15,000 P.S.I./Bar (Dual Scale)
Accuracy: Within 2.0% of Maximum Graduation
Case: 304SS Stainless Steel
Bourdon Tube: Phosphor Bronze
Movement: Brass with Highly Finished Bearing Surfaces
Connection: 1/4” Male NPT Brass Bottom or Rear Center Connection

Safety Blow-Out Plug Included/Restrictors Standard
AFC-25RC (Rear Center) Mounting Options, Add Suffix:
“FF” for Polished Stainless Steel Front Flange- Example: AFC-5M-25RC-FF
“U-Clamp” Models, Model Number Changes to AUB - see chart below
“Mid” Maximum indicating Dial available for AFC Series.

STD. Bottom Mount Model Number	Sequence Number	Price	Rear Center Mount Model Number	Sequence Number	Price	Full Range English P.S.I.	Full Range Metic BAR	Figure Interval P.S.I.	Figure Interval BAR	Graduation Interval P.S.I.	Graduation Interval BAR
AFC-30-25	5873975	$35.07	- - - - -			0-30	0.2	5	.5	.5	.5
AFC-60-25	5873985	35.07	- - - - -			0-60	0-4	10	1	1	.1
AFC-100-25	5873995	35.07	- - - - -			0-100	0-7	20	2	2	.1
AFC-200-25	5874005	35.07	- - - - -			0-200	0-14	40	4	4	.4
AFC-300-25	5874015	35.07	- - - - -			0-300	0-20	50	5	5	.5
AFC-400-25	5874025	35.07	- - - - -			0-400	0-28	50	5	5	.5
AFC-500-25	587385	35.07	- - - - -			0-500	0-35	100	5	10	.5
AFC-600-25	5874035	35.07	- - - - -			0-600	0-40	100	10	10	1
AFC-800-25	587386	35.07	- - - - -			0-800	0-56	100	10	10	1
AFC-1M-25	5874045	35.07	AFC-1M-25RC	5874225	30.29	0-1000	0-70	200	20	20	1
AFC-1500-25	5874055	35.07	AFC-1500-25RC	5874185	30.29	0-1500	0-100	30	20	50	5
AFC-2M-25	5874065	35.07	AFC-2M-25RC	5874235	30.29	0-2000	0-140	400	40	40	4
*AFC-3M-25	5874075	35.07	AFC-3M-25RC	5874205	37.22	0-3000	0-210	500	50	50	5
AFC-4M-25	587389	35.07	- - - - -			0-4000	0-300	500	50	50	5
*AFC-5M-25	5874085	35.07	AFC-5M-25RC	5874215	36.39	0-5000	0-350	1000	100	100	10
*AFC-6M-25	587390	35.07	- - - - -			0-6000	0-420	1000	100	100	10
AFC-7500-25	587393	52.59	- - - - -			0-7500	0-420	1000	100	100	10
AFC-10M-25	5874095	52.60	- - - - -			0-10000	0-700	2000	200	200	10
STD Bottom Mount Model Number	**Sequence Number**	**Price**	**Rear Center Mount Model Number**	**Sequence Number**		**Full Range English HG**	**Full Range Metric BAR**	**Figure Interval HG**	**Figure Interval BAR**	**Graduation Interval HG**	**Graduation Interval BAR**
AFC-30HG-25	5873965	37.26	- - - - -			0-30”	0-1	5	.2	1	.02

*S.A.E Connection Stock

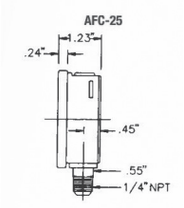

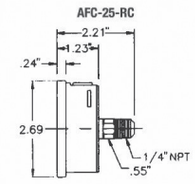

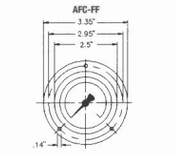

RETURN & SUCTION FILTER GAUGES for BAUM, GRESEN, PRINCE and CROSS FILTERS

For Baum, Gresen, Prince & Cross Filter, 1/8” NPT Center Back Mount 2” Diameter

Filter Gauge		
Part Number	**Sequence Number**	**Price Per Piece**
Return Filter Gauge - 60 PSI		
CI-20	501360	$24.20
Suction Filter Gauge - 30” HG Vacuum		
GV-10	501370	25.43



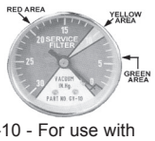

GV-10 - For use with
5 PSI filter by-pass valve

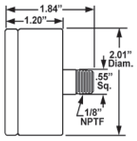

CI-20 - For use with
25 PSI filter by-pass valve

ASK FOR QUANTITY DISCOUNT ***Prices subject to change without notice.***

BAUM HYDRAULICS CORPORATION
1-800-228-9222 / e-mail: sales@baumhydraulics.com
Fax: 1-800-832-2522 / www.baumhydraulics.com / © Baum Hydraulics Corporation

Hydraulic Motors & Accessories

Char-Lynn H Series Geroter Motors
Up to 4600 lb-in Intermittent Torque, 1100 Intermittent RPM

Char-Lynn H Series motors are economical, effcient, compact and powerful. They are designed for medium duty apllications. These motors have the industry proven spool valve design combined with state-of-the-art gerotors. A wide variety of mounting flanges, shafts, ports and a low speed valving option provides design flexibility. Direction of shaft rotation and shaft speed can be controlled smoothly and easily throughout the speed range of the motor. Equipment can be driven direct, eliminating costly mechanical components.

***Maximum Case Pressure**: 1500 PSI
***Recommended Break-In**: To assure best motor life, run motor for approximately one hour at 30% of rated pressure before application to full load. Be sure the motor is filled with fluid prior to any load applications.

Char-Lynn Model	Sequence #	Displ. (cu.in/rev)	Mounting Flange	Shaft	Ports	Wt.	Price Per Ea
101-1033	176144	2.8	2 Bolt	1 in. Straight Keyed	7/8-14 St. Thd. O-Ring	11.75	$488.41
101-1009	176116	2.8	4 Bolt	1 in. Straight Keyed	7/8-14 St. Thd. O-Ring	11.75	474.99
101-1001	176100	2.8	4 Bolt	1 in. Straight Keyed	1/2 NPT	11.25	485.73
101-1754	176184	3.6	4 Bolt	1 in. Straight Keyed	1/2 NPT	11.20	470.53
101-1034	176146	4.5	2 Bolt	1 in. Straight Keyed	7/8-14 St. Thd. O-Ring	12.10	525.96
101-1002	176102	4.5	4 Bolt	1 in. Straight Keyed	1/2 NPT	11.50	499.14
101-1035	176148	5.9	2 Bolt	1 in. Straight Keyed	7/8-14 St. Thd. O-Ring	12.34	540.75
101-1027	176136	5.9	2 Bolt	1 in. Straight Keyed	1/2 NPT	12.00	527.31
101-1011	176118	5.9	4 Bolt	1 in. Straight Keyed	7/8-14 St. Thd O-Ring	11.50	527.31
101-1003	176104	5.9	4 Bolt	1 in. Straight Keyed	1/2 NPT	12.00	513.88
101-1028	176138	9.7	2 Bolt	1 in. Straight Keyed	1/2 NPT	13.25	592.08
101-1004	176106	9.7	4 Bolt	1 in. Straight Keyed	1/2 NPT	12.50	594.38
101-1029	176140	11.3	2 Bolt	1 in. Straight Keyed	1/2 NPT	13.50	720.82
101-1013	176120	11.3	4 Bolt	1 in. Straight Keyed	7/8-14 St. Thd O-Ring	13.50	585.01
101-1005	176108	11.3	4 Bolt	1 in. Straight Keyed	1/2 NPT	12.50	619.89
101-1014	176122	14.1	4 Bolt	1 in. Straight Keyed	7/8-14 St. Thd O-Ring	13.00	599.79
101-1006	176110	14.1	4 Bolt	1 in. Straight Keyed	1/2 NPT	13.00	610.49
101-1039	176154	17.9	2 Bolt	1 in. Straight Keyed	7/8-14 St. Thd O-Ring	10.00	648.06
101-1015	176124	17.9	4 Bolt	1 in. Straight Keyed	7/8-14 St. Thd O-Ring	13.00	658.81
101-1007	176112	17.9	4 Bolt	1 in. Straight Keyed	1/2 NPT	13.80	645.39
101-1040	176155	22.6	2 Bolt	1 in. Straight Keyed	7/8-14 St. Thd O-Ring	15.25	708.45
101-1032	176142	22.6	2 Bolt	1 in. Straight Keyed	1/2 NPT	15.50	682.13
101-1016	176126	22.6	4 Bolt	1 in. Straight Keyed	7/8-14 St. Thd O-Ring	15.50	599.87
101-1008	176114	22.6	4 Bolt	1 in. Straight Keyed	1/2 NPT	14.50	735.82

Cha-Lynn Motor Seal Kits
The prefix of Char-Lynn Motors part number indicate the series and the suffix indiactes the design number
"H" Series Motor has 101-XXX-OOX Part Number

Part Number	For Series	Our Sequence Number	Price Per Piece
60036	H (Old) -005	BB1005	$60.94
60023	H-007	BB1010	77.88
60540	H-008, 009, A-001, A-002, A-003	BB1027	88.01

Prices subject to change without notice. **ASK FOR QUANTITY DISCOUNT**

Hydraulic Motors & Accessories

Char-Lynn S Series Geroler Motors
Up to 5190 lb-in Intermittent Torque, 963 Intermittent RPM

Char-Lynn S Series motors with Geroler offer the same advantage of low speed, high torque and compact size as the H Series geroter. In the Geroler, element precision machined rollers form the displacement chambers. The rollers provide support wih rolling contact as the star rotates, minimizing friction and providing high effciency, especially at start up and at low speeds.

***Maximum Case Pressure**: 1500 PSI
***Recommended Break-In**: To assure best motor life, run motor for approximately one hour at 30% of rated pressure before application to full load. Be sure the motor is filled with fluid prior to any load applications.

Char-Lynn Model	Sequence #	Displ. (cu.in/rev)	Mounting Flange	Shaft	Ports	Wt.	Price Per Ea
103-1537	825088	3.6	2 Bolt	1 in. Straight Keyed	7/8-14 St. Thd. O-Ring	14.80	$546.53
103-1570	825077	3.6	4 Bolt	1 in. Straight Keyed	7/8-14 St. Thd. O-Ring	12.50	474.22
103-1034	825089	4.6	2 Bolt	1 in. Straight Keyed	7/8-14 St. Thd. O-Ring	15.00	483.86
103-1035	825090	5.7	2 Bolt	1 in. Straight Keyed	7/8-14 St. Thd. O-Ring	15.67	550.00
103-1011	825079	5.7	4 Bolt	1 in. Straight Keyed	7/8-14 St. Thd. O-Ring	14.62	540.07
103-1538	825091	7.3	2 Bolt	1 in. Straight Keyed	7/8-14 St. Thd. O-Ring	16.05	498.32
103-1571	825081	7.3	4 Bolt	1 in. Straight Keyed	7/8-14 St. Thd. O-Ring	14.99	873.63
103-1572	825082	8.8	4 Bolt	1 in. Straight Keyed	7/8-14 St. Thd. O-Ring	15.35	504.10
103-1539	825092	8.8	2 Bolt	1 in. Straight Keyed	7/8-14 St. Thd. O-Ring	16.00	368.94
103-1036	825093	10.1	2 Bolt	1 in. Straight Keyed	7/8-14 St. Thd. O-Ring	17.02	517.59
103-1037	825094	11.4	2 Bolt	1 in. Straight Keyed	7/8-14 St. Thd. O-Ring	12.96	532.05
103-1013	825084	11.4	4 Bolt	1 in. Straight Keyed	7/8-14 St. Thd. O-Ring	16.11	792.99
103-1038	825095	13.7	2 Bolt	1 in. Straight Keyed	7/8-14 St. Thd. O-Ring	20.00	842.63
103-1014	825085	13.7	4 Bolt	1 in. Straight Keyed	7/8-14 St. Thd. O-Ring	16.00	571.57
103-1039	825096	17.9	2 Bolt	1 in. Straight Keyed	7/8-14 St. Thd. O-Ring	20.25	589.88
103-1015	825086	18.2	4 Bolt	1 in. Straight Keyed	7/8-14 St. Thd. O-Ring	18.75	607.23
103-1040	825097	22.7	2 Bolt	1 in. Straight Keyed	7/8-14 St. Thd. O-Ring	20.70	945.94
103-1016	825087	22.7	4 Bolt	1 in. Straight Keyed	7/8-14 St. Thd. O-Ring	20.00	642.90

Cha-Lynn Motor Seal Kits
The prefix of Char-Lynn Motors part number indicate the series and the suffix indiactes the design number
"S" Series Motor has 103-XXX-OOX Part Number

Part Number	For Series	Our Sequence Number	Price Per Piece
60042	S-006, S-005	BB1015	$80.83
60026	S-007	BB1020	80.18
60533	S-008	BB1025	74.94
60539	S-009, S-010	BB1026	92.15
60564	S-011, R-002, T-001	BB10275	113.85

ASK FOR QUANTITY DISCOUNT ***Prices subject to change without notice.***

 © Baum Hydraulics Corporation

Hydraulic Motors & Accessories

Char-Lynn 2000 Series Geroter Motors
Up to 8225 lb-in Intermittent Torque, 1042 Intermittent RPM

Char-Lynn 2000 Series motors feature a geroler displacement mechanism that provides high starting and running torque and a smooth output shaft rotation even at very low speeds. A patented pressure-balanced, wear-compensated disc valve maintains minimal leakage as itdistributes fluid to the geroler pockets. Heavy duty roller bearings permit high radial loads and are matched to the torque capbility of the motor. We have a wide selection of motors, shafts, mounting flanges, ports among others. Call us for assistance.

***Maximum Case Pressure**: 2000 PSI (Without case drain) For continuous back pressure over 2000 PSI, use an external case drain line. Install line so motor case remains full at all times.
***Recommended Break-In**: To assure best motor life, run motor for approximately one hour at 30% of rated pressure before application to full load. Be sure the motor is filled with fluid prior to any load applications.

Char-Lynn Model	Sequence #	Displ. (cu.in/rev)	Mounting Flange	Shaft	Ports	Wt.	Price Per Ea
104-1001	825000	4.9	2 Bolt SAE A	1 in. Straight Keyed	7/8-14 St. Thd. O-Ring	23.03	$1019.25
104-1022	825014	4.9	2 Bolt SAE A	1-1/4 in. Straight Keyed	7/8-14 St. Thd. O-Ring	23.00	814.18
104-1002	825002	6.2	2 Bolt SAE A	1 in. Straight Keyed	7/8-14 St. Thd. O-Ring	23.35	1000.53
104-1023	825016	6.2	2 Bolt SAE A	1-1/4 in. Straight Keyed	7/8-14 St. Thd. O-Ring	23.59	1000.53
104-1030	825028	6.2	2 Bolt SAE A	SAE C Splined 14T	7/8-14 St. Thd. O-Ring	23.74	1016.59
104-1003	825004	8.0	2 Bolt SAE A	1 in. Straight Keyed	7/8-14 St. Thd. O-Ring	24.11	1043.34
104-1024	825018	8.0	2 Bolt SAE A	1-1/4 in. Straight Keyed	7/8-14 St. Thd. O-Ring	24.25	1043.34
104-1031	825030	8.0	2 Bolt SAE A	SAE C Splined 14T	7/8-14 St. Thd. O-Ring	23.80	846.23
104-1025	825020	9.6	2 Bolt SAE A	1-1/4 in. Straight Keyed	7/8-14 St. Thd. O-Ring	24.50	1048.69
104-1005	825006	11.9	2 Bolt SAE A	1 in. Straight Keyed	7/8-14 St. Thd. O-Ring	25.00	1032.62
104-1026	825022	11.9	2 Bolt SAE A	1-1/4 in. Straight Keyed	7/8-14 St. Thd. O-Ring	25.25	1032.63
104-1065	825050	11.9	2 Bolt SAE A	1-1/4 in. Straight Keyed	1-1/16-12 St.Thd. O-Ring	23.00	1070.09
104-1006	825008	14.9	2 Bolt SAE A	1 in. Straight Keyed	7/8-14 St. Thd. O-Ring	18.00	1055.35
104-1027	825024	14.9	2 Bolt SAE A	1-1/4 in. Straight Keyed	7/8-14 St. Thd. O-Ring	27.00	1055.35
104-1034	825034	14.9	2 Bolt SAE A	SAE C Splined 14T	7/8-14 St. Thd. O-Ring	26.00	880.66
104-1007	825010	18.7	2 Bolt SAE A	1 in. Straight Keyed	7/8-14 St. Thd. O-Ring	27.10	865.47
104-1028	825026	18.7	2 Bolt SAE A	1-1/4 in. Straight Keyed	7/8-14 St. Thd. O-Ring	27.75	1083.47
104-1067	825054	18.7	2 Bolt SAE A	1-1/4 in. Straight Keyed	1-1/16-12 St.Thd. O-Ring	27.75	861.79
104-1143	825060	24.0	2 Bolt SAE A	1 in. Straight Keyed	7/8-14 St. Thd. O-Ring	29.00	1127.59
104-1228	825070	24.0	2 Bolt SAE A	1-1/4 in. Straight Keyed	7/8-14 St. Thd. O-Ring	29.75	1127.59
104-1068	825056	24.0	2 Bolt SAE A	1-1/4 in. Straight Keyed	1-1/16-12 St.Thd. O-Ring	26.00	930.64
104-1229	825072	24.0	2 Bolt SAE A	SAE C Splined 14T	7/8-14 St. Thd. O-Ring	29.50	913.55
104-1420	825080	29.8	2 Bolt SAE A	1-1/4 in. Straight Keyed	7/8-14 St. Thd. O-Ring	32.00	1321.55

Cha-Lynn Motor Seal Kits
The prefix of Char-Lynn Motors part number indicate the series and the suffix indiactes the design number
"2000" Series Motor has 104 & 105-XXX-OOX Part Number

Part Number	For Series	Our Sequence Number	Price Per Piece
61252	2000-002, 3, 4, 5	BB1030	$126.50
61258	2000-006	BB1032	126.82

Prices subject to change without notice. **ASK FOR QUANTITY DISCOUNT**

TRW ROSS "TB" SERIES MOTORS

Use For CHAR-LYNN "H" SERIES OR WHITE "RS" SERIES MOTORS

TB Series Roller Stator Has Two Bronze Bushings and One Needle Thrust Bearing

White Motors and Ross Motors rotate in the same direction as Char-Lynn Motors – All Motors are reversible.

HOW TO IDENTIFY A CHAR-LYNN MOTOR - Measure the width of the gerotor gear just before the end cap of the motor. The width will be either 1/4, 3/8, 1/2, 3/4, 7/8, 1, 1-1/4, 1-1/2, or 2 inches. You can easily identify the motor using the fourth column from the left.



NEW TRW-Ross Motor Number	Our Sequence Number	Price Per Piece	Aprox. Disp. Cu.In.	Char-Lynn Gerotor Width	With 1/2" PIPE PORTS: NEW Char-Lynn Motor Number	With 1/2" PIPE PORTS: OLD TRW-Ross Motor Number	With 7/8" O-RING PORTS: NEW Char-Lynn Motor Number	With 7/8" O-RING PORTS: OLD TRW-Ross Motor Number
4-Bolt Light Mounting Flange-1" Straight Shaft with Key								
TB0045FP130AAAB	706958	**$316.15**	2			MG 021313AAAB		MG 020913AAAB
TB0050FP130AAAB	706963	**432.86**	3	1/4	101-1001	MG 031313AAAB	101-1009	MG 030913AAAB
TB0065FP130AAAB	706968	**314.22**	4	3/8	101-1002	MG 041313AAAB	101-1010	MG 040913AAAB
TB0080FP130AAAB	706969	**439.03**	5			MG 051313AAAB		MG 050913AAAB
TB0100FP130AAAB	706973	**323.86**	6	1/2	101-1003	MG 061313AAAB	101-1011	MG 060913AAAB
TB0130FP130AAAB	706974	**458.70**	8			MG 081313AAAB		MG 080913AAAB
TB0165FP130AAAB	706978	**350.85**	10	7/8	101-1004	MG 101313AAAB	101-1012	MG 100913AAAB
TB0195FP130AAAB	706983	**385.54**	12	1	101-1005	MG 121313AAAB	101-1013	MG 120913AAAB
TB0230FP130AAAB	706988	**387.47**	14	1-1/4	101-1006	MG 141313AAAB	101-1014	MG 140913AAAB
TB0260FP130AAAB	706989	**565.11**	16			MG 161313AAAB		MG 160913AAAB
TB0295FP130AAAB	706993	**356.63**	18	1-1/2	101-1007	MG 181313AAAB	101-1015	MG 180913AAAB
TB0330FP130AAAB	706998	**603.46**	20	2	101-1008	MG 201313AAAB	101-1016	MG 200913AAAB
TB0390FP130AAAB	706995	**657.44**	24			MG 241313AAAB		
4-Bolt Light Mounting Flange-1" 6 Spline Shaft								
TB0045FP110AAAB	707941	**440.58**	2			MG 021311AAAB		MG 020911AAAB
TB0050FP110AAAB	707942	**403.93**	3	1/4		MG 031311AAAB		MG 030911AAAB
- - - - - - - - - - - - -	- - - - -	....	4	3/8		MG 041311AAAB		MG 040911AAAB
TB0080FP110AAAB	707944	**409.62**	5			MG 051311AAAB		MG 050911AAAB
TB0100FP110AAAB	707946	**456.38**	6	1/2	101-1051	MG 061311AAAB		MG 060911AAAB
TB0130FP110AAAB	707947	**427.57**	8			MG 081311AAAB		MG 080911AAAB
TB0165FP110AAAB	707948	**460.05**	10	7/8	101-1052	MG 101311AAAB	101-1060	MG 100911AAAB
TB0195FP110AAAB*	707949	....	12	1	101-1053	MG 121311AAAB		MG 120911AAAB
TB0230FP110AAAB*	707951	....	14	1-1/4	101-1054	MG 141311AAAB		MG 140911AAAB
TB0260FP110AAAB	707952	**535.28**	16			MG 161311AAAB		MG 160911AAAB
- - - - - - - - - - - - -	- - - - -	....	20	2	101-1056	MG 201311AAAB	101-1064	MG 200911AAAB
2-Bolt A Mounting Flange-1" Straight Shaft with Key								
TB0045AP130AAAB	707041	**431.81**	2			MG 021213AAAB		MG 020613AAAB
TB0050AP130AAAB	707043	**....**	3	1/4	101-1025	MG 031213AAAB	101-1033	MG 030613AAAB
TB0065AP130AAAB	707048	**314.22**	4	3/8	101-1026	MG 041213AAAB	101-1034	MG 040613AAAB
TB0080AP130AAAB	707049	**....**	5			MG 051213AAAB		MG 050613AAAB
TB0100AP130AAAB	707053	**329.64**	6	1/2	101-1027	MG 061213AAAB	101-1035	MG 060613AAAB
TB0130AP130AAAB	707054	**458.70**	8			MG 081213AAAB		MG 080613AAAB
TB0165AP130AAAB	707058	**354.70**	10	7/8	101-1028	MG 101213AAAB	101-1036	MG 100613AAAB
TB0195AP130AAAB	707063	**324.82**	12	1	101-1029	MG 121213AAAB	101-1037	MG 120613AAAB
TB0230AP130AAAB	707068	**535.99**	14	1-1/4	101-1030	MG 141213AAAB	101-1038	MG 140613AAAB
TB0260AP130AAAB	707069	**576.39**	16			MG 161213AAAB		MG 160613AAAB
TB0295AP130AAAB	707073	**550.94**	18	1-1/2	101-1031	MG 181213AAAB	101-1039	MG 180613AAAB
TB0330AP130AAAB	707078	**414.46**	20	2	101-1032	MG 201213AAAB	101-1040	MG 200613AAAB
2-Bolt A Mounting Flange-1" 6 Spline Shaft								
TB0045AP110AAAB	707160	**402.83**	2			MG 021211AAAB		MG 020611AAAB
TB0050AP110AAAB	707161	**403.93**	3	1/4	101-1073	MG 031211AAAB		MG 030611AAAB
TB0065AP110AAAB*	707165	**....**	4	3/8	101-1074	MG 041211AAAB		MG 040611AAAB
TB0080AP110AAAB	707166	**409.62**	5			MG 051211AAAB		MG 050611AAAB
TB0100AP110AAAB	707170	**417.39**	6	1/2	101-1075	MG 061211AAAB	101-1083	MG 060611AAAB
TB0130AP110AAAB	707171	**427.57**	8			MG 081211AAAB		MG 080611AAAB
		....	10	7/8	101-1076	MG 101211AAAB	101-1084	MG 100611AAAB
TB0195AP110AAAB*	707177	**....**	12	1	101-1077	MG 121211AAAB	101-1085	MG 120611AAAB
TB0230AP110AAAB*	707180	**....**	14	1-1/4	101-1078	MG 141211AAAB	101-1086	MG 140611AAAB
TB0260AP110AAAB	707181	**....**	16			MG 161211AAAB		MG 160611AAAB
TB0295AP110AAAB	707185	**537.47**	18	1-1/2	101-1079	MG 181211AAAB	101-1087	MG 180611AAAB
TB0330AP110AAAB	707190	**559.91**	20	2	101-1080	MG 201211AAAB	101-1088	MG 200611AAAB

ASK FOR QUANTITY DISCOUNT ***Prices subject to change without notice.***

 © Baum Hydraulics Corporation

YOUR MEDIUM DUTY HYDRAULIC MOTOR GUIDE

TE Torqmotor Series Dimensions & Shafts

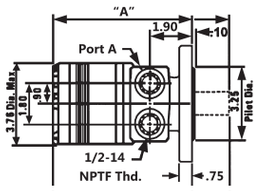

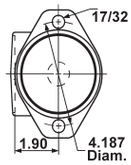

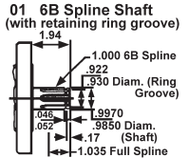

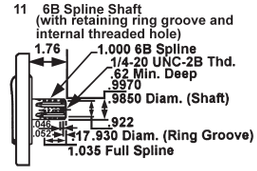

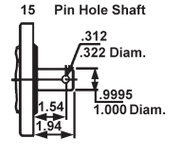

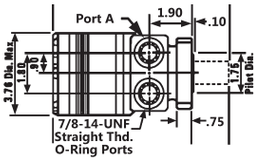

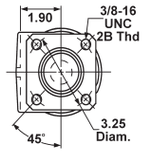

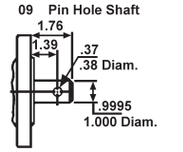

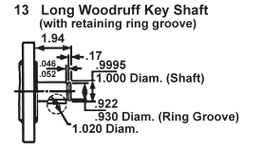

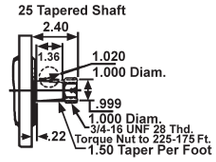

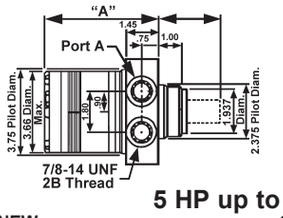

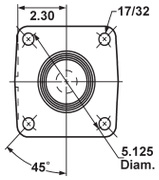

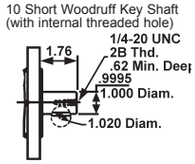

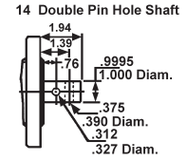

2 Holes to be 90° ± 15° apart as shown Applications using .375-.385 diam. hole must be limited to 1500 In.-Lbs. (169.5 Min.) Torque

5 HP up to 12 HP - Roller Stator - Two Needle Bearings and One Needle Thrust Bearing

NEW Ross Motor Number	OLD Ross Motor Number	Similar to CharLynn	Similar to &/or White	Max. PSI	Disp	Max. Torq	Max. Flow	RPM No Load	Max. Cont. PSI	At 5 GPM Max Cont. PSI RPM	At 5 GPM Max Cont. PSI HP	HP at 50 RPM Max. Cont. PSI GPM	HP at 50 RPM Max. Cont. PSI HP
TE0045FP130AAAA	MF 021313AAAA			2500	2.5	776	9	88	2000	383	3.125	.63	.50
TE0045FP110AAAA	MF 021311AAAA			2500	2.5	776	9	88	2000	383	3.125	.63	.50
TE0045AP130AAAA	MF 021213AAAA			2500	2.5	776	9	88	2000	383	3.125	.63	.50
TE0045AP110AAAA	MF 021211AAAA			2500	2.5	776	9	88	2000	383	3.125	.63	.50
TE0050FP130AAAA	MF 031313AAAA		RSAA1	2500	3	965	12	76	2000	347	3.50	.75	.60
TE0050FP110AAAA	MF 031311AAAA		RSAA6	2500	3	965	12	76	2000	347	3.50	.75	.60
TE0050AP130AAAA	MF 031213AAAA		RSDA1	2500	3	965	12	76	2000	347	3.50	.75	.60
TE0050AP110AAAA	MF 031211AAAA		RSDA6	2500	3	965	12	76	2000	347	3.50	.75	.60
TE0065FP130AAAA	MF 041313AAAA	103-1002	RSAB1	2500	4	1244	15	58	2000	275	3.50	.97	.80
TE0065FP110AAAA	MF 041311AAAA	103-1050	RSAB6	2500	4	1244	15	58	2000	275	3.50	.97	.80
TE0065AP130AAAA	MF 041213AAAA	103-1026	RSDB1	2500	4	1244	15	58	2000	275	3.50	.97	.80
TE0065AP110AAAA	MF 041211AAAA	103-1074	RSDB6	2500	4	1244	15	58	2000	275	3.50	.97	.80
TE0080FP130AAAA	MF 051313AAAA			2500	5	1557	15	45	2000	209	3.50	1.19	1.00
TE0080FP110AAAA	MF 051311AAAA			2500	5	1557	15	45	2000	209	3.50	1.19	1.00
TE0080AP130AAAA	MF 051213AAAA			2500	5	1557	15	45	2000	209	3.50	1.19	1.00
TE0080AP110AAAA	MF 051211AAAA			2500	5	1557	15	45	2000	209	3.50	1.19	1.00
TE0100FP130AAAA	MF 061313AAAA	103-1003	RSAC1	2500	6	1883	15	38	2000	175	3.50	1.40	1.23
TE0100FP110AAAA	MF 061311AAAA	103-1051	RSAC6	2500	6	1883	15	38	2000	175	3.50	1.40	1.23
TE0100AP130AAAA	MF 061213AAAA	103-1027	RSDC1	2500	6	1883	15	38	2000	175	3.50	1.40	1.23
TE0100AP110AAAA	MF 061211AAAA	103-1075	RSDC6	2500	6	1883	15	38	2000	175	3.50	1.40	1.23
TE0130FP130AAAA	MF 081313AAAA			2500	8	2584	15	29	2000	133	3.75	1.85	1.66
TE0130FP110AAAA	MF 081311AAAA			2500	8	2584	15	29	2000	133	3.75	1.85	1.66
TE0130AP130AAAA	MF 081213AAAA			2500	8	2584	15	29	2000	133	3.75	1.85	1.66
TE0130AP110AAAA	MF 081211AAAA			2500	8	2584	15	29	2000	133	3.75	1.85	1.66
TE0165FP130AAAA	MF 101313AAAA	103-1004	RSAE1	2500	10	3291	15	23	2000	108	3.75	2.34	2.00
TE0165FP110AAAA	MF 101311AAAA	103-1052	RSAE6	2500	10	3291	15	23	2000	108	3.75	2.34	2.00
TE0165AP130AAAA	MF 101213AAAA	103-1028	RSDE1	2500	10	3291	15	23	2000	108	3.75	2.34	2.00
TE0165AP110AAAA	MF 101211AAAA	103-1076	RSDE6	2500	10	3291	15	23	2000	108	3.75	2.34	2.00
TE0195FP130AAAA	MF 121313AAAA	103-1005	RSAG1	2500	12	3732	15	19	2000	90	3.75	2.79	2.50
TE0195FP110AAAA	MF 121311AAAA	103-1053	RSAG6	2500	12	3732	15	19	2000	90	3.75	2.79	2.50
TE0195AP130AAAA	MF 121213AAAA	103-1029	RSDG1	2500	12	3732	15	19	2000	90	3.75	2.79	2.50
TE0195AP110AAAA	MF 121211AAAA	103-1077	RSDG6	2500	12	3732	15	19	2000	90	3.75	2.79	2.50
TE0230FP130AAAA	MF 141313AAAA	103-1006	RSAK1	2150	14	3498	20	16	1750	81	3.16	3.20	2.30
TE0230FP110AAAA	MF 141311AAAA	103-1054	RSAK6	2150	14	3498	20	16	1750	81	3.16	3.20	2.30
TE0230AP130AAAA	MF 141213AAAA	103-1030	RSDK1	2150	14	3498	20	16	1750	81	3.16	3.20	2.30
TE0230AP110AAAA	MF 141211AAAA	103-1078	RSDK6	2150	14	3498	20	16	1750	81	3.16	3.20	2.30
TE0260FP130AAAA	MF 161313AAAA	103-1007	RSAM1	1850	16	3462	20	14-1/4	1650	69	2.40	3.60	2.50
TE0260FP110AAAA	MF 161311AAAA	103-1055	RSAM6	1850	16	3462	20	14-1/4	1650	69	2.40	3.60	2.50
TE0260AP130AAAA	MF 161213AAAA	103-1031	RSDM1	1850	16	3462	20	14-1/4	1650	69	2.40	3.60	2.50
TE0260AP110AAAA	MF 161211AAAA	103-1079	RSDM6	1850	16	3462	20	14-1/4	1650	69	2.40	3.60	2.50
TE0295FP130AAAA	MF 181313AAAA			1650	18	3470	20	13	1550	62	2.25	4.60	2.60
TE0295FP110AAAA	MF 181311AAAA			1650	18	3470	20	13	1550	62	2.25	4.60	2.60
TE0295AP130AAAA	MF 181213AAAA			1650	18	3470	20	13	1550	62	2.25	4.60	2.60
TE0295AP110AAAA	MF 181211AAAA			1650	18	3470	20	13	1550	62	2.25	4.60	2.60
TE0330FP130AAAA	MF 201313AAAA	103-1008	RSAP1	1500	20	3427	20	11	1450	55	2.00	4.50	2.70
TE0330FP110AAAA	MF 201311AAAA	103-1056	RSAP6	1500	20	3427	20	11	1450	55	2.00	4.50	2.70
TE0330AP130AAAA	MF 201213AAAA	103-1032	RSDP1	1500	20	3427	20	11	1450	55	2.00	4.50	2.70
TE0330AP110AAAA	MF 201211AAAA	103-1080	RSDP6	1500	20	3427	20	11	1450	55	2.00	4.50	2.70

Prices subject to change without notice. **ASK FOR QUANTITY DISCOUNT**

TRW ROSS "TE" SERIES MOTORS

Use For CHAR-LYNN "S" SERIES OR WHITE "RS" SERIES MOTORS

TE Series Roller stator With Two Needle Bearings and One Needle Thrust Bearing

HOW TO IDENTIFY A CHAR-LYNN "S" TYPE MOTOR

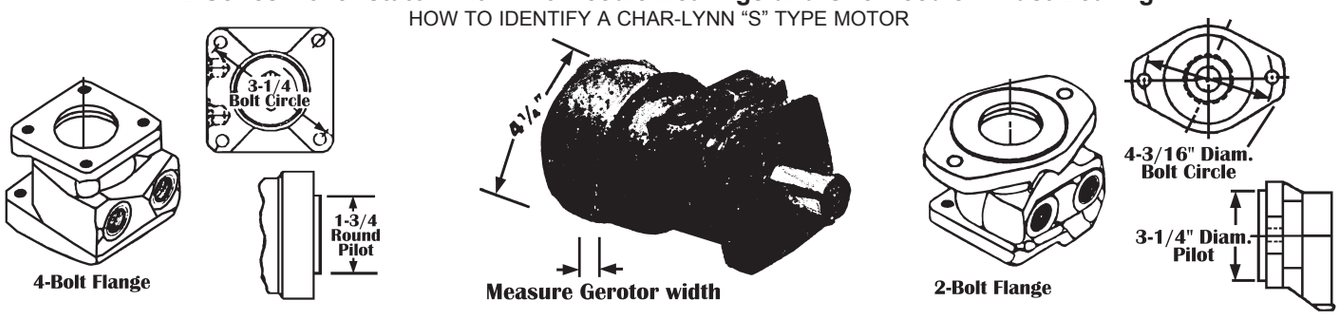

FLOWS FROM 7 to 20 GPM - DISPLACEMENT FROM 3 CU. IN. to 24 CU. IN.

All Motors are Reversible

TRW-Ross Motor Number	Our Sequence Number	Price Per Piece	Approx. Disp. Cu. In.	Char-Lynn Gerotor Width	With 1/2" PIPE PORTS: NEW Char-Lynn Motor Number	With 1/2" PIPE PORTS: OLD TRW-Ross Motor Number	With 7/8" O-RING PORTS: NEW Char-Lynn Motor Number	With 7/8" O-RING PORTS: OLD TRW-Ross Motor Number
4-Bolt Square Light Mounting Flange - 1" Straight Shaft								
TE0045FP130AAAA	707651	**$....**	2			MF 021313AAAA		MF 020913AAAA
TE0050FP130AAAA	707652	**....**	3			MF 031313AAAA		MF 030913AAAA
TE0065FP130AAAA	707653	**537.35**	4	3/8	103-1002	MF 041313AAAA	103-1010	MF 040913AAAA
TE0100FP130AAAA	707655	**603.48**	6	1/2	103-1003	MF 061313AAAA	103-1011	MF 060913AAAA
TE0130FP130AAAA	707656	**648.80**	8			MF 081313AAAA		MF 080913AAAA
TE0165FP130AAAA	707657	**581.21**	10	7/8	103-1004	MF 101313AAAA	103-1012	MF 100913AAAA
TE0195FP130AAAA	707658	**608.06**	12	1	103-1005	MF 121313AAAA	103-1013	MF 120913AAAA
TE0230FP130AAAA	707662	**631.72**	14		103-1006	MF 141313AAAA	103.1014	MF 140913AAAA
TE0295FP130AAAA	707667	**704.62**	18			MF 181313AAAA		MF 180913AAAA
TE0330FP130AAAA	707669	**795.86**	20	2	103-1008	MF 201313AAAA	103-1016	MF 200913AAAA
4-Bolt Square Light Mounting Flange - 1" 6 Spline Shaft								
TE0045FP110AAAA	707698	**535.17**	2			MF 021311AAAA		MF 020911AAAA
TE0050FP110AAAA	707701	**536.26**	3			MF 031311AAAA		MF 030911AAAA
TE0080FP110AAAA	707708	**578.95**	5			MF 051311AAAA		MF 050911AAAA
TE0100FP110AAAA*	707711	**....**	6	1/2	103-1051	MF 061311AAAA		MF 060911AAAA
TE0130FP110AAAA	707716	**593.51**	8			MF 081311AAAA		MF 080911AAAA
TE0165FP110AAAA	707721	**594.61**	10	7/8	103-1052	MF 101311AAAA	103-1060	MF 100911AAAA
- - - - - - - - - - - - - - -	- - - - -	**....**	12	1	103-1053	MF 121311AAAA		MF 120911AAAA
TE0230FP110AAAA	707724	**631.72**	14		103-1054	MF 141311AAAA	103-1062	MF 140911AAAA
TE0260FP110AAAA	707728	**694.56**	16	1-1/2	103-1055	MF 161311AAAA	103-1063	MF 160911AAAA
TE0295FP110AAAA	707731	**704.62**	18			MF 181311AAAA		MF 180911AAAA
TE0330FP110AAAA	707730	**....**	20	2	103-1056	MF 201311AAAA		MF 200911AAAA
2-Bolt A Mounting Flange - 1" Straight Shaft								
TE0065AP130AAAA	707493	**587.36**	4	3/8	103-1026	MF 041213AAAA	103-1034	MF 040613AAAA
TE0080AP130AAAA	707494	**578.95**	5			MF 051213AAAA		MF 050613AAAA
TE0100AP130AAAA	707496	**621.59**	6	1/2	103-1027	MF 061213AAAA	103-1035	MF 060613AAAA
TE0165AP130AAAA	707500	**618.70**	10	7/8	103-1028	MF 101213AAAA	103-1036	MF 100613AAAA
TE0195AP130AAAA	707501	**664.57**	12	1	103-1029	MF 121213AAAA	103-1037	MF 120613AAAA
- - - - - - - - - - - - - - -	- - - - -	**....**	14		103-1030	MF 141213AAAA	103.1038	MF 140613AAAA
TE0295AP130AAAA*	707504	**....**	18			MF 181213AAAA		MF 180613AAAA
TE0330AP130AAAA	707506	**735.40**	20	2	103-1032	MF 201213AAAA	103-1040	MF 200613AAAA
2-Bolt A Mounting Flange - 1" 6 Spline Shaft								
TE0045AP110AAAA	707619	**543.05**	2			MF 021211AAAA		MF 020611AAAA
TE0050AP110AAAA	707621	**544.15**	3			MF 031211AAAA		MF 030611AAAA
TE0065AP110AAAA	707623	**545.24**	4	3/8	103-1074	MF 041211AAAA	103-1082	MF 040611AAAA
TE0080AP110AAAA	707627	**586.84**	5			MF 051211AAAA		MF 050611AAAA
TE0100AP110AAAA	707632	**587.94**	6	1/2	103-1075	MF 061211AAAA	103-1083	MF 060611AAAA
TE0130AP110AAAA	707637	**601.39**	8			MF 081211AAAA		MF 080611AAAA
TE0165AP110AAAA*	- - - - -	**....**	10	7/8	103-1076	MF 101211AAAA	103-1084	MF 100611AAAA
TE0195AP110AAAA	707643	**615.96**	12	1	103-1077	MF 121211AAAA	103-1085	MF 120611AAAA
TE0230AP110AAAA	707644	**639.59**	14		103-1078	MF 141211AAAA	103-1086	MF 140611AAAA
TE0260AP110AAAA	707646	**702.43**	16	1-1/2	103-1079	MF 161211AAAA	103-1087	MF 160611AAAA
TE0295AP110AAAA*	707648	**....**	18			MF 181211AAAA		MF 180611AAAA
TE0330AP110AAAA	707650	**736.03**	20	2	103-1080	MF 201211AAAA	103-1088	MF 200611AAAA

ASK FOR QUANTITY DISCOUNT *Prices subject to change without notice.* **** Special Order From Factory-Call for Price***

BAUM HYDRAULICS CORPORATION
1-800-228-9222 / e-mail: sales@baumhydraulics.com
Fax: 1-800-832-2522 / www.baumhydraulics.com / © Baum Hydraulics Corporation

YOUR HEAVY DUTY HYDRAULIC MOTOR GUIDE
TF Torqmotor Series

TF Torqmotor Series Dimensions

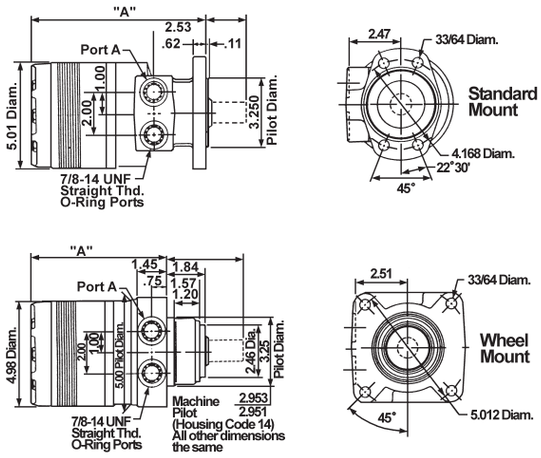

Wheel Mount

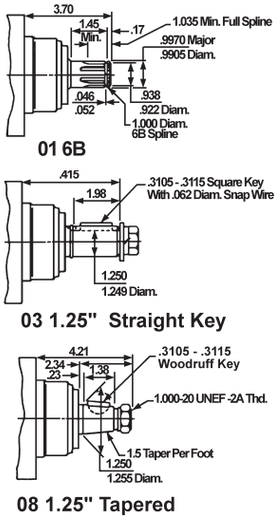

Standard Mount

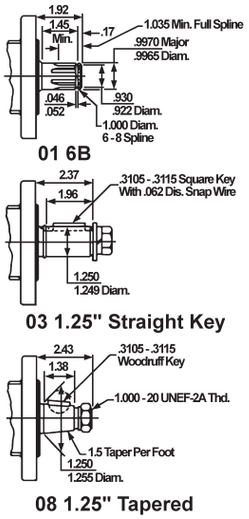

Roller Stator - Two Needle Bearings and Two Needle Thrust Bearings

NEW Ross Motor Number	OLD Ross Motor Number	Similar to CharLynn &/or White	Max. PSI	Disp	Max. Torq	Max. Flow	RPM No Load	Max. Cont. PSI	At 5 GPM Max Cont. PSI RPM	At 5 GPM Max Cont. PSI HP	HP at 50 RPM Max. Cont. PSI GPM	HP at 50 RPM Max. Cont. PSI HP
TF0080MS020AAAA	MB 050102AAAA	104-1001	4000	5.0	2563	15	47	3000	198	6.00	1.23	1.50
TF0080MS030AAAA	MB 050103AAAA	104-1022	4000	5.0	2563	15	47	3000	198	6.00	1.23	1.50
TF0080MS010AAAA	MB 050101AAAA	104-1015	4000	5.0	2563	15	47	3000	198	6.00	1.23	1.50
TF0080MS050AAAA	MB 050105AAAA		4000	5.0	2563	15	47	3000	198	6.00	1.23	1.50
TF0080MS080AAAA	MB 050108AAAA		4000	5.0	2563	15	47	3000	198	6.00	1.23	1.50
TF0100MS020AAAA	MB 060102AAAA	104-1002	3500	6.0	2760	15	38	2250	180	5.00	1.16	1.60
TF0100MS030AAAA	MB 060103AAAA	104-1023	3500	6.0	2760	15	38	2250	180	5.00	1.16	1.60
TF0100MS010AAAA	MB 060101AAAA	104-1016	3500	6.0	2760	15	38	2250	180	5.00	1.16	1.60
TF0100MS050AAAA	MB 060105AAAA	104-1030	3500	6.0	2760	15	38	2250	180	5.00	1.16	1.60
TF0100MS080AAAA	MB 060108AAAA	104-1009	3500	6.0	2760	15	38	2250	180	5.00	1.16	1.60
TF0130MS020AAAA	MB 080102AAAA	104-1003	3000	7.8	3082	20	30	2000	142	4.50	1.85	1.60
TF0130MS030AAAA	MB 080103AAAA	104-1024	3000	7.8	3082	20	30	2000	142	4.50	1.85	1.60
TF0130MS010AAAA	MB 080101AAAA	104-1017	3000	7.8	3082	20	30	2000	142	4.50	1.85	1.60
TF0130MS050AAAA	MB 080105AAAA	104-1031	3000	7.8	3082	20	30	2000	142	4.50	1.85	1.60
TF0130MS080AAAA	MB 080108AAAA	104-1010	3000	7.8	3082	20	30	2000	142	4.50	1.85	1.60
TF0140MS020AAAA	MB 090102AAAA		3000	8.6	3451	20	27	2000	128	4.50	2.00	1.78
TF0140MS030AAAA	MB 090103AAAA		3000	8.6	3451	20	27	2000	128	4.50	2.00	1.78
TF0140MS010AAAA	MB 090101AAAA		3000	8.6	3451	20	27	2000	128	4.50	2.00	1.78
TF0140MS050AAAA	MB 090105AAAA		3000	8.6	3451	20	27	2000	128	4.50	2.00	1.78
TF0140MS080AAAA	MB 090108AAAA		3000	8.6	3451	20	27	2000	128	4.50	2.00	1.78
TF0170MS020AAAA	MB 100102AAAA	104-1004	3000	10.2	4030	20	22	2000	105	4.50	2.40	2.20
TF0170MS030AAAA	MB 100103AAAA	104-1025	3000	10.2	4030	20	22	2000	105	4.50	2.40	2.20
TF0170MS010AAAA	MB 100101AAAA	104-1018	3000	10.2	4030	20	22	2000	105	4.50	2.40	2.20
TF0170MS050AAAA	MB 100105AAAA	104-1032	3000	10.2	4030	20	22	2000	105	4.50	2.40	2.20
TF0170MS080AAAA	MB 100108AAAA	104-1011	3000	10.2	4030	20	22	2000	105	4.50	2.40	2.20
TF0195MS020AAAA	MB 120102AAAA	104-1005	3000	12.1	4719	20	19	2000	92	4.50	2.80	2.56
TF0195MS030AAAA	MB 120103AAAA	104-1026	3000	12.1	4719	20	19	2000	92	4.50	2.80	2.56
TF0195MS010AAAA	MB 120101AAAA	104-1019	3000	12.1	4719	20	19	2000	92	4.50	2.80	2.56
TF0195MS050AAAA	MB 120105AAAA	104-1033	3000	12.1	4719	20	19	2000	92	4.50	2.80	2.56
TF0195MS080AAAA	MB 120108AAAA	104-1012	3000	12.1	4719	20	19	2000	92	4.50	2.80	2.56
TF0240MS020AAAA	MB 150102AAAA	104-1006	3000	14.6	5992	25	16	2000	75	4.50	3.36	3.00
TF0240MS030AAAA	MB 150103AAAA		3000	14.6	5992	25	16	2000	75	4.50	3.36	3.00
TF0240MS010AAAA	MB 150101AAAA	104-1020	3000	14.6	5992	25	16	2000	75	4.50	3.36	3.00
TF0240MS050AAAA	MB 150105AAAA	104-1034	3000	14.6	5992	25	16	2000	75	4.50	3.36	3.00
TF0240MS080AAAA	MB 150108AAAA	104-1013	3000	14.6	5992	25	16	2000	75	4.50	3.36	3.00
TF0280MS020AAAA	MB 180102AAAA	104-1007	3000	17.7	6941	25	13	2000	64	4.50	3.97	3.57
TF0280MS030AAAA	MB 180103AAAA	104-1028	3000	17.7	6941	25	13	2000	64	4.50	3.97	3.57
TF0280MS010AAAA	MB 180101AAAA	104-1021	3000	17.7	6941	25	13	2000	64	4.50	3.97	3.57
TF0280MS050AAAA	MB 180105AAAA	104-1035	3000	17.7	6941	25	13	2000	64	4.50	3.97	3.57
TF0280MS080AAAA	MB 180108AAAA	104-1014	3000	17.7	6941	25	13	2000	64	4.50	3.97	3.57
TF0405MS020AAAA	MB 250102AAAA		2500	24.7	5800	25	9	1850	40	4.00	6.00	5.00
TF0405MS030AAAA	MB 250103AAAA		2500	24.7	5800	25	9	1850	40	4.00	6.00	5.00
TF0405MS010AAAA	MB 250101AAAA		2500	24.7	5800	25	9	1850	40	4.00	6.00	5.00
TF0405MS050AAAA	MB 250105AAAA		2500	24.7	5800	25	9	1850	40	4.00	6.00	5.00
TF0405MS080AAAA	MB 250108AAAA		2500	24.7	5800	25	9	1850	40	4.00	6.00	5.00

TFXXXXMS020AAAA Std. 7/8 O-Ring Thread Ports 1" Keyed Shaft
TFXXXXMS030AAAA Std. 7/8 O-Ring Thread Ports 1-1/4" Keyed Shaft
TFXXXXMS010AAAA Std. 7/8 O-Ring Thread Ports 1" 6 Spline Shaft
TFXXXXMS050AAAA Std. 7/8 O-Ring Thread Ports 1-1/4" 14 Spline Shaft
TFXXXXMS080AAAA Std. 7/8 O-Ring Thread Ports 1-1/4" Taper Shaft
Other shaft options are available and normally in stock.

Prices subject to change without notice. **ASK FOR QUANTITY DISCOUNT**

TRW ROSS "TF/TG" SERIES MOTORS

Use For CHAR-LYNN "2000" SERIES OR WHITE "RE" SERIES MOTORS

TF/TG Series Roller Stator Has Two Needle Bearings and Two Needle Thrust Beaings

HEAVY DUTY ROLLER GEROTOR TYPE - All Motors are Reversible

Heavy duty roller gerotor motor has double 2-bolt oval flange mount SAE Type A for four 1/2" bolts for stronger and more versatile mounting.

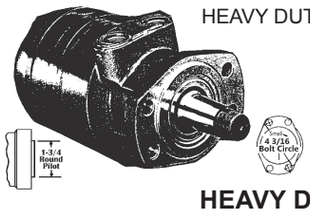

Char-Lynn industrial 2-bolt flange mount for two 1/2" bolts on 4-3/16" bolt circle and 3-1/4" round pilot.

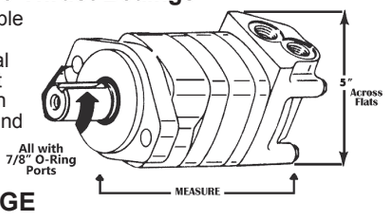

HEAVY DUTY DOUBLE 2-BOLT MOUNTING FLANGE

NEW TRW Ross Motor Number	Our Sequence Number	Price Per Piece	Approx. Disp. Cu. In.	Char-Lynn Motor Number	OLD TRW Ross Motor Number	NEW TRW Ross Number	Our Sequence Number	Price Per Piece	Approx. Disp. Cu. In.	OLD TRW Ross Motor Number
2-Bolt A Mounting Flange - 1" Straight Keyed Shaft - 7/8" O-Ring Ports										
TF0080MS020AAAA	706796	**$836.63**	5	104-1001	MB 050102AAAA					
TF0100MS020AAAA	706801	**723.86**	6	104-1002	MB 060102AAAA					
TF0130MS020AAAA	706806	**927.23**	8	104-1003	MB 080102AAAA					
TF0140MS020AAAA	706807	**856.12**	9		MB 090102AAAA	TG0140MS020AAAA	707461	**$1068.14**	9	ME 090102AAAA
TF0170MS020AAAA	706808	**913.82**	10	104-1004	MB 100102AAAA	TG0170MS020AAAA	707460	**1106.24**	10	ME 100102AAAA
TF0195MS020AAAA	706811	**753.74**	12	104-1005	MB 120102AAAA	TG0195MS020AAAA	707462	**1127.58**	12	ME 120102AAAA
TF0240MS020AAAA	706813	**1071.81**	15	104-1006	MB 150102AAAA	TG0240MS020AAAA	707463	**1174.76**	15	ME 150102AAAA
TF0280MS020AAAA	706816	**984.10**	18	104-1007	MB 180102AAAA	TG0280MS020AAAA*		**....**	18	ME 180102AAAA
- - - - -		**....**	23		- - - - -	TG0335MS020AAAA	707465	**1194.91**	20	ME 210102AAAA
TF0405MS020AAAA	706822	**....**	24	104-1143	MB 250102AAAA	TG0405MS020AAAA	707467	**1310.50**	24	ME 240102AAAA
- - - - -		**....**			- - - - -	TG0475MS020AAAA	707466	**1544.97**	29	ME 290102AAAA
- - - - -		**....**			- - - - -	TG0785MS020AAAA	707469	**1851.37**	48	ME 480102AAAA
2-Bolt A Mounting Flange - 1-1/4" Straight Keyed Shaft - 7/8" O-Ring Port										
TF0080MS030AAAA	706829	**896.58**	5	104-1022	MB 050103AAAA					
TF0100MS030AAAA	706831	**897.83**	6	104-1023	MB 060103AAAA					
TF0130MS030AAAA	706836	**1036.15**	8	104-1024	MB 080103AAAA					
TF0140MS030AAAA	706838	**936.30**	9		MB 090103AAAA	TG0140MS030AAAA	707329	**1144.78**	9	ME 090103AAAA
TF0170MS030AAAA	706839	**927.23**	10	104-1025	MB 100103AAAA	TG0170MS030AAAA*	707330	**....**	10	ME 100103AAAA
TF0195MS030AAAA	706841	**1051.57**	12	104-1026	MB 120103AAAA	TG0195MS030AAAA	707331	**....**	12	ME 120103AAAA
TF0240MS030AAAA	706842	**946.51**	15		MB 150103AAAA	TG0240MS030AAAA	707333	**1174.76**	15	ME 150103AAAA
TF0280MS030AAAA	706846	**774.94**	18	104-1028	MB 180103AAAA	TG0280MS030AAAA	707336	**1293.97**	18	ME 180103AAAA
- - - - -		**....**	23		- - - - -	TG0335MS030AAAA	707341	**1103.62**	21	ME 210103AAAA
TF0405MS030AAAA	706852	**1192.09**	24	104-1228	MB 250103AAAA	TG0405MS030AAAA	707343	**927.23**	24	ME 240103AAAA
- - - - -		**....**			- - - - -	TG0475MS030AAAA	707346	**1913.27**	29	ME 290103AAAA
- - - - -		**....**			- - - - -	TG0530MS030AAAA	707347	**1588.77**	33	ME 330103AAAA
- - - - -		**....**			- - - - -	TG0785MS030AAAA	707348	**2023.15**	48	ME 480103AAAA
- - - - -		**....**			- - - - -	TG0960MS030AAAA	707351	**2327.10**	58	ME 580103AAAA
2-Bolt A Mounting Flange - 1" 6 Spline Shaft - 7/8" O-Ring Ports										
TF0080MS010AAAA	706706	**820.21**	5	104-1015	MB 050101AAAA					
TF0100MS010AAAA	706711	**833.66**	6	104-1016	MB 060101AAAA					
TF0130MS010AAAA	706716	**848.24**	8	104-1017	MB 080101AAAA					
TF0140MS010AAAA	706718	**917.60**	9		MB 090101AAAA	TG0140MS010AAAA	707571	**1068.14**	9	ME 090101AAAA
TF0170MS010AAAA	706719	**852.73**	10	104-1018	MB 100101AAAA	TG0170MS010AAAA*		**....**	10	ME 100101AAAA
TF0195MS010AAAA	706721	**1051.57**	12	104-1019	MB 120101AAAA	TG0195MS010AAAA*		**....**	12	ME 120101AAAA
TF0240MS010AAAA	706723	**871.77**	15	104-1020	MB 150101AAAA	TG0240MS010AAAA	707573	**1174.76**	15	ME 150101AAAA
TF0280MS010AAAA	706726	**1081.45**	18	104-1021	MB 180101AAAA	TG0280MS010AAAA	707574	**1293.50**	18	ME 180101AAAA
- - - - -		**....**	23		- - - - -	TG0335MS010AAAA	707575	**1194.91**	21	ME 210101AAAA
TF0405MS010AAAA	706732	**1090.59**	24		MB 250101AAAA	TG0405MS010AAAA	707577	**1336.57**	24	ME 240101AAAA
- - - - -		**....**			- - - - -	TG0475MS010AAAA	707576	**1688.78**	29	ME 290101AAAA
2-Bolt A Mounting Flange - 1-1/4" 14 Spline Shaft - 7/8" O-Ring Ports										
TF0080MS050AAAA	706916	**722.90**	5		MB 050105AAAA					
TF0100MS050AAAA	706921	**821.30**	6	104-1030	MB 060105AAAA					
TF0130MS050AAAA	706926	**848.24**	8	104-1031	MB 080105AAAA					
TF0140MS050AAAA	706927	**856.12**	9		MB 090105AAAA	TG0140MS050AAAA	707386	**1068.14**	9	ME 090105AAAA
TF0170MS050AAAA*	706928	**....**	10	104-1032	MB 100105AAAA	TG0170MS050AAAA	707389	**1106.24**	10	ME 100105AAAA
TF0195MS050AAAA	706931	**1051.57**	12	104-1033	MB 120105AAAA	TG0195MS050AAAA	707387	**1127.58**	12	ME 120105AAAA
TF0240MS050AAAA*		**....**	15	104-1034	MB 150105AAAA	TG0240MS050AAAA	707394	**1174.76**	15	ME 150105AAAA
TF0280MS050AAAA	706936	**878.56**	18	104-1035	MB 180105AAAA	TG0280MS050AAAA	707396	**828.92**	18	ME 180105AAAA
- - - - -		**....**	23		- - - - -	TG0335MS050AAAA	707401	**1194.91**	21	ME 210105AAAA
TF0405MS050AAAA	706940	**1090.59**	24	104-1229	MB 250105AAAA	TG0405MS050AAAA	707402	**1310.50**	24	ME 240105AAAA
- - - - -		**....**			- - - - -	TG0475MS050AAAA	707406	**970.61**	29	ME 290105AAAA
- - - - -		**....**			- - - - -	TG0530MS050AAAA	707407	**1787.00**	33	ME 330105AAAA
- - - - -		**....**			- - - - -	TG0785MS050AAAA	707408	**1851.37**	48	ME 480105AAAA
- - - - -		**....**			- - - - -	TG0960MS050AAAA	707409	**2327.10**	58	ME 580105AAAA
2-Bolt A Mounting Flange - 1-1/4" Taper Shaft - 7/8" O-Ring Ports										
TF0080MS080AAAA	706763	**820.21**	5		MB 050108AAAA					
TF0100MS080AAAA	706764	**821.30**	6	104-1009	MB 060108AAAA					
TF0130MS080AAAA	706771	**848.24**	8	104-1010	MB 080108AAAA					
TF0140MS080AAAA*	706773	**....**	9		MB 090108AAAA	- - - - - - - - - - - - - -	- - - - - -	**....**	9	ME 090108AAAA
TF0170MS080AAAA*		**....**	10	104-1011	MB 100108AAAA	TG0170MS080AAAA	707304	**....**	10	ME 100108AAAA
TF0195MS080AAAA*	706779	**....**	12	104-1012	MB 120108AAAA	TG0195MS080AAAA*	707305	**....**	12	ME 120108AAAA
TF0240MS080AAAA	706782	**871.77**	15	104-1013	MB 150108AAAA	TG0240MS080AAAA	707308	**1174.76**	15	ME 150108AAAA
TF0280MS080AAAA	706787	**1081.45**	18	104-1014	MB 180108AAAA	TG0280MS080AAAA*	707311	**....**	18	ME 180108AAAA
- - - - -		**....**	23		- - - - -	- - - - - - - - - - - - - - - -	- - - - - -	**....**	21	ME 210108AAAA
TF0405MS080AAAA	706790	**1090.59**	24		MB 250108AAAA	TG0405MS080AAAA	707313	**1310.50**	24	E 240108AAAA
- - - - -		**....**			- - - - -	TG0475MS080AAAA	707314	**1544.97**	29	ME 290108AAAA
- - - - -		**....**			- - - - -	TG0530MS080AAAA	707316	**1588.76**	33	ME 330108AAAA
- - - - -		**....**			- - - - -	TG0785MS080AAAA	707317	**1851.37**	48	ME 480108AAAA
- - - - -		**....**			- - - - -	TG0960MS080AAAA	707320	**2327.10**	58	ME 580108AAAA

ASK FOR QUANTITY DISCOUNT *Prices subject to change without notice.* **** Special Order From Factory-Call for Price***

BAUM HYDRAULICS CORPORATION

1-800-228-9222 / e-mail: sales@baumhydraulics.com

Fax: 1-800-832-2522 / www.baumhydraulics.com / © Baum Hydraulics Corporation

TG Torqmotor Series Dimensions

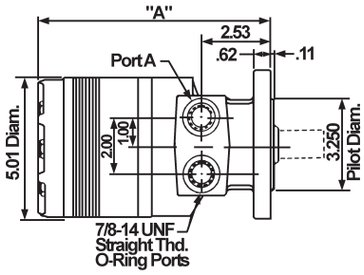

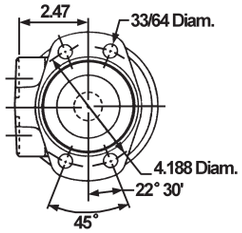

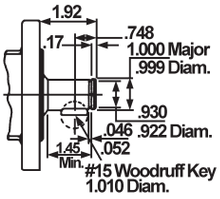

02 1" Woodruff

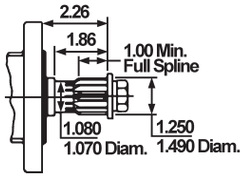

05 14 Tooth Spline

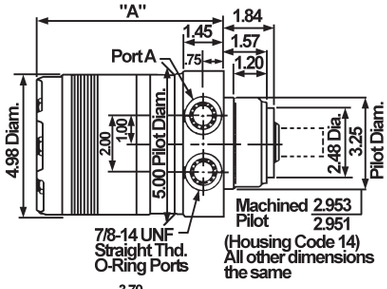

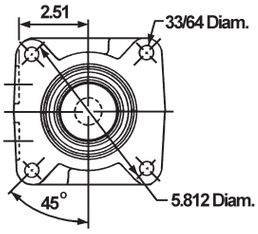

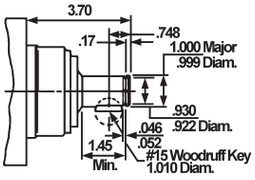

02 1" Woodruff

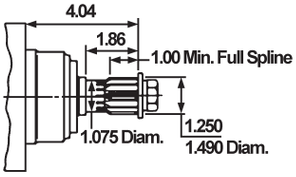

05 14 Tooth Spline

Roller Stator - Two Needle Bearings and Two Needle Thrust Bearings

NEW Ross Motor Number	OLD Ross Motor Number	Similar to CharLynn &/or White	Max. PSI	Disp	Max. Torq	Max. Flow	RPM No Load	Max. Cont. PSI	At 5 GPM Max Cont. PSI RPM	At 5 GPM Max Cont. PSI HP	HP at 50 RPM Max. Cont. PSI GPM	HP at 50 RPM Max. Cont. PSI HP
TG0140MS030AAAA	ME 090103AAAA		4000	8.6	472.5	25	27	3000	124	6.75	2.10	2.74
TG0140US030AAAA	ME 090203AAAA		4000	8.6	472.5	25	27	3000	124	6.75	2.10	2.74
TG0140MS010AAAA	ME 090101AAAA		4000	8.6	472.5	25	27	3000	124	6.75	2.10	2.74
TG0140MS020AAAA	ME 090102AAAA		4000	8.6	472.5	25	27	3000	124	6.75	2.10	2.74
TG0140MS050AAAA	ME 090105AAAA		4000	8.6	472.5	25	27	3000	124	6.75	2.10	2.74
TG0140MS080AAAA	ME 090108AAAA		4000	8.6	472.5	25	27	3000	124	6.75	2.10	2.74
TG0195MS030AAAA	ME 120103AAAA	RE844	4000	12.1	6434	25	19	3000	87	6.75	3.00	3.90
TG0195US030AAAA	ME 120203AAAA		4000	12.1	6434	25	19	3000	87	6.75	3.00	3.90
TG0195MS010AAAA	ME 120101AAAA	RE842	4000	12.1	6434	25	19	3000	87	6.75	3.00	3.90
TG0195MS020AAAA	ME 120102AAAA	RE846	4000	12.1	6434	25	19	3000	87	6.75	3.00	3.90
TG0195MS050AAAA	ME 120105AAAA	RE845	4000	12.1	6434	25	19	3000	87	6.75	3.00	3.90
TG0195MS080AAAA	ME 120108AAAA	RE843	4000	12.1	6434	25	19	3000	87	6.75	3.00	3.90
TG0240MS030AAAA	ME 150103AAAA		4000	14.6	8154	25	16	3000	72	6.75	3.73	4.75
TG0240US030AAAA	ME 150203AAAA		4000	14.6	8154	25	16	3000	72	6.75	3.73	4.75
TG0240MS010AAAA	ME 150101AAAA		4000	14.6	8154	25	16	3000	72	6.75	3.73	4.75
TG0240MS020AAAA	ME 150102AAAA		4000	14.6	8154	25	16	3000	72	6.75	3.73	4.75
TG0240MS050AAAA	ME 150105AAAA		4000	14.6	8154	25	16	3000	72	6.75	3.73	4.75
TG0240MS080AAAA	ME 150108AAAA		4000	14.6	8154	25	16	3000	72	6.75	3.73	4.75
TG0280MS030AAAA	ME 180103AAAA	RE864	4000	17.7	9619	25	13	3000	61	6.75	4.40	5.50
TG0280US030AAAA	ME 180203AAAA		4000	17.7	9619	25	13	3000	61	6.75	4.40	5.50
TG0280MS010AAAA	ME 180101AAAA	RE862	4000	17.7	9619	25	13	3000	61	6.75	4.40	5.50
TG0280MS020AAAA	ME 180102AAAA	RE866	4000	17.7	9619	25	13	3000	61	6.75	4.40	5.50
TG0280MS050AAAA	ME 180105AAAA	RE865	4000	17.7	9619	25	13	3000	61	6.75	4.40	5.50
TG0280MS080AAAA	ME 180108AAAA	RE863	4000	17.7	9619	25	13	3000	61	6.75	4.40	5.50
TG0335MS030AAAA	ME 210103AAAA	RE874	4000	20.6	11,126	25	11	3000	49.25	6.50	5.49	6.77
TG0335US030AAAA	ME 210203AAAA		4000	20.6	11,126	25	11	3000	49.25	6.50	5.49	6.77
TG0335MS010AAAA	ME 210101AAAA	RE872	4000	20.6	11,126	25	11	3000	49.25	6.50	5.49	6.77
TG0335MS020AAAA	ME 210102AAAA	RE876	4000	20.6	11,126	25	11	3000	49.25	6.50	5.49	6.77
TG0335MS050AAAA	ME 210105AAAA	RE875	4000	20.6	11,126	25	11	3000	49.25	6.50	5.49	6.77
TG0335MS080AAAA	ME 210108AAAA	RE873	4000	20.6	11,126	25	11	3000	49.25	6.50	5.49	6.77
TG0475MS030AAAA	ME 290103AAAA	RE884	3000	29	12,013	30	8	2000	36	4.00	6.70	6.23
TG0475US030AAAA	ME 290203AAAA		3000	29	12,013	30	8	2000	36	4.00	6.70	6.23
TG0475MS010AAAA	ME 290101AAAA	RE882	3000	29	12,013	30	8	2000	36	4.00	6.70	6.23
TG0475MS020AAAA	ME 290102AAAA		3000	29	12,013	30	8	2000	36	4.00	6.70	6.23
TG0475MS050AAAA	ME 290105AAAA	RE885	3000	29	12,013	30	8	2000	36	4.00	6.70	6.23
TG0475MS080AAAA	ME 290108AAAA	RE883	3000	29	12,013	30	8	2000	36	4.00	6.70	6.23
TG0530MS030AAAA	ME 330103AAAA		2500	32.6	10,735	30	7	2000	31.75	4.00	7.75	6.90
TG0530US030AAAA	ME 330203AAAA		2500	32.6	10,735	30	7	2000	31.75	4.00	7.75	6.90
TG0530MS010AAAA	ME 330101AAAA		2500	32.6	10,735	30	7	2000	31.75	4.00	7.75	6.90
TG0530MS050AAAA	ME 330105AAAA		2500	32.6	10,735	30	7	2000	31.75	4.00	7.75	6.90
TG0530MS080AAAA	ME 330108AAAA	RE893	2500	32.6	10,735	30	7	2000	31.75	4.00	7.75	6.90
TG0785MS030AAAA	ME 480103AAAA	RE894	2000	48.1	11,789	30	5	1500	21.75	3.00	11.76	7.30
TG0785US030AAAA	ME 480203AAAA		2000	48.1	11,789	30	5	1500	21.75	3.00	11.76	7.30
TG0785MS050AAAA	ME 480105AAAA	RE895	2000	48.1	11,789	30	5	1500	21.75	3.00	11.76	7.30
TG0785MS080AAAA	ME 480108AAAA		2000	48.1	11,789	30	5	1500	21.75	3.00	11.76	7.30
TG0960US030AAAA	ME 580203AAAA		1500	58	10,954	30	4	1000	20	2.00	13.15	5.40
TG0960MS050AAAA	ME 580105AAAA		1500	58	10,954	30	4	1000	20	2.00	13.15	5.40
TG0960MS080AAAA	ME 580108AAAA		1500	58	10,954	30	4	1000	20	2.00	13.15	5.40

Other shaft options are available and normally in stock.

Prices subject to change without notice. **ASK FOR QUANTITY DISCOUNT**

TRW ROSS "TF/TG" SERIES WHEEL MOUNT MOTORS

VERY HEAVY DUTY WHEEL MOUNT 4-BOLT MOUNTING FLANGE

All Motors are Reversible

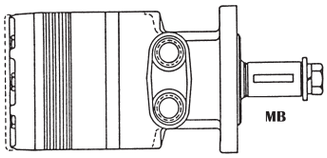

Heavy-duty roller gerotor motor has 4-bolt square wheel mount flange for four 1/2" bolts or 5-13/16" bolt circle with 3-1/4" round pilot that fits DICO wheel hub. This wheel mount motor has 1-1/4" round shaft with straight key and heavy bearings. This wheel mount motor is best for overhung loads like sprockets, pulleys & wheel hubs because the outboard bearing is nearer end of shaft. Wt. 33 lbs.

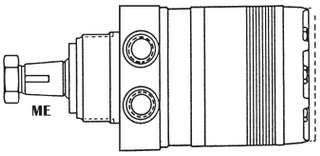

Roller Stator - Both Have Two Needle Bearings and Two Thrust Bearings

NEW TRW Ross Motor Number	Our Sequence Number	Price Per Piece	Approx. Disp. Cu. In.	OLD TRW Ross Motor Number	NEW TRW Ross Number	Our Sequence Number	Price Per Piece	Approx. Disp. Cu. In.	OLD TRW Ross Motor Number
Large 4-Bolt Mounting Flange - Wheel Mount - 1-1/4" Straight Shaft - 7/8" O-Ring Ports									
TF0080US030AAAA	706856	**$1016.87**	5	MB 050203AAAA					
TF0100US030AAAA	706861	**902.10**	6	MB 060203AAAA					
TF0130US030AAAA	706866	**1131.57**	8	MB 080203AAAA					
TF0140US030AAAA	706867	**936.90**	9	MB 090203AAAA		TG0140US030AAAA	707356	**$1148.93**	9	ME 090203AAAA
TF0170US030AAAA	706868	**933.51**	10	MB 100203AAAA		TG0170US030AAAA	707358	**1187.02**	10	ME 100203AAAA
TF0195US030AAAA*		**....**	12	MB 120203AAAA		TG0195US030AAAA	707361	**1208.37**	12	ME 120203AAAA
TF0240US030AAAA	706873	**952.56**	15	MB 150203AAAA		TG0240US030AAAA	707362	**1275.26**	15	ME 150203AAAA
- - - - - - - - - - - - - - - -	- - - - - -	**....**	18	MB 180203AAAA		TG0280US030AAAA	707366	**1264.53**	18	ME 180203AAAA
- - - - -		**....**		- - - - -		- - - - - - - - - - - - - - -	- - - - - -	**....**	24	ME 240203AAAA
- - - - -		**....**		- - - - -		TG0530US030AAAA	707378	**1669.54**	33	ME 330203AAAA
- - - - -		**....**		- - - - -		TG0960US030AAAA	707381	**2631.34**	58	ME 580203AAAA
Large 4-Bolt Mounting Flange - Wheel Mount - 1-1/4" Splined Shaft - 7/8" O-Ring Port									
TF0080US050AAAA	706891	**900.99**	5	MB 050205AAAA					
TF0100US050AAAA	706893	**966.75**	6	MB 060205AAAA					
TF0130US050AAAA	706895	**929.02**	8	MB 080205AAAA					
TF0140US050AAAA	706896	**936.90**	9	MB 090205AAAA		TG0140US050AAAA	707417	**1148.93**	9	ME 090205AAAA
TF0170US050AAAA	706897	**933.51**	10	MB 100205AAAA		TG0170US050AAAA	707415	**1187.02**	10	ME 100205AAAA
TF0195US050AAAA	706900	**934.60**	12	MB 120205AAAA		TG0195US050AAAA	707418	**1208.37**	12	ME 120205AAAA
TF0240US050AAAA	706902	**952.56**	15	MB 150205AAAA		TG0240US050AAAA	707419	**1255.55**	15	ME 150205AAAA
TF0280US050AAAA	706905	**959.34**	18	MB 180205AAAA		TG0280US050AAAA	707421	**1264.53**	18	ME 180205AAAA
- - - - -		**....**		- - - - -		TG0335US050AAAA	707423	**1275.69**	21	ME 210205AAAA
TF0405US050AAAA	706911	**1171.37**	25	MB 250205AAAA		TG0405US050AAAA	707420	**1391.29**	24	ME 240205AAAA
- - - - -		**....**		- - - - -		TG0475US050AAAA	707424	**1625.75**	29	ME 290205AAAA
Large 4-Bolt Mounting Flange - Wheel Mount - 1-1/4" Tapered Shaft - 7/8" O-Ring Ports									
TF0080US080AAAA	706736	**900.99**	5	MB 050208AAAA					
TF0100US080AAAA	706741	**902.10**	6	MB 060208AAAA					
TF0130US080AAAA	706746	**929.02**	8	MB 080208AAAA					
TF0140US080AAAA	706747	**936.90**	9	MB 090208AAAA		TG0140US080AAAA*	707287	**....**	9	ME 090208AAAA
TF0170US080AAAA	706748	**933.51**	10	MB 100208AAAA		TG0170US080AAAA	707288	**1187.02**	10	ME 100208AAAA
TF0195US080AAAA	706751	**1147.00**	12	MB 120208AAAA		TG0195US080AAAA*	707289	**....**	12	ME 120208AAAA
- - - - -		**....**	15	MB 150208AAAA		TG0240US080AAAA	707291	**1255.55**	15	ME 150208AAAA
- - - - -		**....**	18	MB 180208AAAA		TG0280US080AAAA*	707293	**....**	18	ME 180208AAAA
TF0405US080AAAA	706762	**1171.37**	25	MB 250208AAAA		TG0405US080AAAA	707296	**....**	24	ME 240208AAAA
- - - - -		**....**		- - - - -		TG0475US080AAAA	707297	**....**	29	ME 290208AAAA
- - - - -		**....**		- - - - -		TG0530US080AAAA	707299	**1669.54**	33	ME 330208AAAA
- - - - -		**....**		- - - - -		TG0785US080AAAA*	707301	**....**	48	ME 480208AAAA
- - - - -		**....**		- - - - -		TG0960US080AAAA*	707302	**....**	58	ME 580208AAAA

**** Special Order From Factory-Call for Price***



NEW TRW ROSS TK SERIES MOTOR

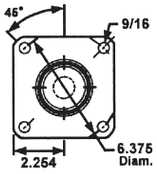

Part Number	Our Sequence Number	Per Each	Similar to Eaton Number	Disp. (cu. in.).	Cont. PSI	Peak PSI	Torq at Cont. PSI & RPM	Torq at Peak PSI & RPM	GPM Cont. Flow	GPM Max. Flow	RPM at Cont. Flow	RPM at Max. Flow
1-1/2" ROUND 4 BOLT WITH 1-5/16 ORING PORTS												
TK0250K5320AAB	707982	**$1712.23**	112-1065	15.3	3500	4750	7204	9234	30	35	453	523
TK0315K5320AAB	707984	**1745.84**	112-1066	19.2	3500	4750	9105	11625	30	35	361	413
TK0400K5320AAB	707986	**2253.51**	112-1067	24.4	3000	4750	10201	13484	30	40	284	373
TK0500K5320AAB	707988	**2090.32**	112-1068	30.5	3000	4750	12736	16940	30	40	227	298
TK0630K5320AAB	707990	**2135.20**	112-1107	38.4	3000	4750	14313	15187	30	40	241	237
TK1000K5320AAB	707992	**2666.98**	112-1069	61.0	2500	4750	21360	23540	40	60	151	218
1-1/2" - 17 SPLINE 4 BOLT WITH 1-5/16 ORING PORTS												
TK0250K5360AAB	707983	**1712.23**	112-1059 / 113-1071	15.3	3500	4750	7204	9234	30	35	453	523
TK0315K5360AAB	707985	**1745.84**	112-1060 / 113-1072	19.2	3500	4750	9105	11625	30	35	361	413
TK0400K5360AAB	707987	**1795.21**	112-1061 / 113-1073	24.4	3000	4750	10201	13484	30	40	284	373
TK0500K5360AAB	707989	**2090.32**	112-1062 / 113-1074	30.5	3000	4750	12736	16940	30	40	227	298
TK0630K5360AAB	707991	**2135.20**	112-1109 / 113-1093	38.4	3000	4750	14313	15187	30	40	241	237
TK1000K5360AAB	707993	**2666.98**	112-1063 / 113-1075	61.0	2500	4750	21360	23540	40	60	151	218

ASK FOR QUANTITY DISCOUNT ***Prices subject to change without notice.***

 © Baum Hydraulics Corporation

DC 12 VOLT MONARCH HYDRAULIC POWER UNITS

500 SERIES SNOW PLOW UNITS & SNOW PLOW SINGLE-ACTING CYLINDERS

M-303

M-310



M-642



M-500-4-3



M-683



M-304



M-301-1/2
M-301-3



M-500-3



M-503



DC 12 VOLT HYDRAULIC POWER UNITS and SOLENOIDS*

*SOLENOIDS ARE **NOT** RETURNABLE

POWER UNIT Part Number	Our Sequence Number	Price Per Piece	Pump Gear Width Inches	Tank Cap. Gallons	Tank Size, Ins. Ht. x Wt. x Length	Wt. Lbs.	SOLENOID Part Number	Our Sequence Number	Price Per Piece	At 1000 PSI Pressure GPM Output	At 1000 PSI Pressure Amps. Used	At 1500 PSI Pressure GPM Output	At 1500 PSI Pressure Amps. Used	At 2000 PS Pressure GPM Output	At 2000 PS Pressure Amps. Used
Pump & Motor with LARGE Tank with 3-way Single-Acting Push-button Operated Solenoid Valve with Cable & Push-button for Gooseneck Hoists, Truck Hoists & Transportation of Farm Implements Can change PSI set screw with locknut. Turn 1 turn for 3000 PSI															
M-303	177676	**$1362.37**	3/8	3	10x8x33	35	**17757**	177608	**$76.65**	1-5/8	130	1-1/3	160	3/4	195
Pump & Motor with Tank with 4-way Double-Acting Manual Valve for Tailgates & General Use															
M-310	177678	**911.68**	3/8	1/2	4-1/2 Rdx10	30	**03336**	177602	**95.84**	1-5/8	130	1-1/3	160	3/4	195
Pump & Motor with Tank with 4-way Double-Acting Push-button Operated Solenoid Valve with Six Foot Cable to Push-button for Tailgates, Fork-Lifts, & General Use															
M-642	177687	**2323.19**	5/16	1/2	4-1/2 Rdx10	35	**17757**	177608	**76.65**	1-7/8	115	1-3/8	140	1-1/8	160
Pump & Motor with Tank with 2-way Single-Acting & 4-way Double-Acting Manual Valve for One Single-Acting & One Double-Acting Cylinder OR One Single-Acting & Two Single-Acting Reciprocating Cylinders M-500-4-3 w/ SMALL Tank is Standard Snow Plow Pump for Light to Heavy Snow Plows w/ Power Reverse															
M-500-4-3	177684	**....**	1/4	1/2	4-1/2 Rdx10	35	**17744**	177606	**69.13**	1-5/8	130	1-1/3	160	3/4	195
Pump Motor with Tank with 3-way Single-Acting & 4-way Double-Acting Push-button Operated Solenoid Valve for One Single-Acting & One Double-Acting Cylinder OR One Single-Acting & Two Single-Acting Reciprocating Cylinders with Cross Over Relief and with Six Foot Cable with Push-button Control for Raising & Lowering & Angling Snow Plows															
M-683	177689	**1430.86**	5/16	1/2	4-1/2 Rdx10	35	**03427**	**- - - - -**	**....**	1-7/8	115	1-3/8	140	1-1/8	160
Pump & Motor with Tank without Valve															
M-304	177677	**602.15**	3/8	1/2	4-1/2 Rdx10	30	**17757**	177608	**76.65**	2-1/8	130	1-1/3	160	7/8	195
Pump & Motor with SMALL Tank with 3-way Single-Acting Manual Valve for Tailgate Lifts, Pick-up Truck Hoists & Fork-Lifts M500-3 is Standard Snow Plow Pump on all Light to Heavy Duty Snow Plows															
M-301-1/2	177669	**626.28**	3/8	1/2	4-1/2 Rdx10	30	**03322**	177600	**107.38**	1-5/8	130	1-1/3	160	3/4	195
M-500-3	177682	**668.27**	3/8	1/2	4-1/2 Rdx10	35	**03336**	177602	**95.84**	1-5/8	130	1-1/3	160	3/4	195
Pump & Motor with LARGE Tank with 3-way Single-Acting Manual Valve M-301-3 for Gooseneck Hoists, Truck Hoists & Transportation of Farm Implements															
M-301-3	177674	**1368.00**	3/8	3	6-1/4x7x21	35	**03322**	177600	**107.38**	1-5/8	130	1-1/3	160	3/4	195
Pump & Motor with SMALL Tank with 3-way Single-Acting Push-button Operated Solenoid Valve with Cable & Push-button Standard Snow Plow Pump for all Light to Heavy Duty Snow Plows															
M-503	177686	**827.84**	3/8	1/2	4-1/2 Rdx10	35	**03336**	177602	**95.84**	1-5/8	130	1-1/3	160	3/4	195

Prices subject to change without notice. **ASK FOR QUANTITY DISCOUNT**

1-800-228-9222 / e-mail: sales@baumhydraulics.com
Fax: 1-800-832-2522 / www.baumhydraulics.com / © Baum Hydraulics Corporation

BAUM HYDRAULICS CORPORATION

HIGH PRESSURE POWER UNITS WITH PISTON PUMPS
HYDRAULIC POWER PACKAGES



PPU-F98-4-21
PPU-F98-3-21
PPU-D58-6-21

Power Unit with Valve on Top
Integral Power Package Includes pump, valving, reservoir, oil filter & relief valve.
USE: To operate high pressure hoists or a high pressure shop hydraulic press or a high pressure cylinder. For power take-off speed from 300 RPM to 800 RPM for 50 models and 300 RPM to 1000 RPM for all other models. These pumps are very efficient at high pressure operations.

The power units are a complete power package with built-in relief valve, tank, filter and control valve. Remote control ten foot cables are available. Each of the four pump sizes is in a different size tank. The two piston pump is for 3500 PSI operation, and the four and eight piston pumps are for 2500 PSI operation. Rotation either direction. Shaft size 1 inch round for JH 38 adapter. Without valve handle.

WILLIAMS - PUMP ONLY

Part Number	Our Sequence Number	Price Per Piece
H98	177817	**$1013.73**

BREATHER CAP FOR WILLIAMS

Part Number	Our Sequence Number	Price Per Piece
1013	177816	**....**

CABLE CONTROL UNITS for DASH BOARD
See Page W2 for PTO Cables

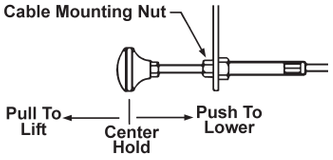

Power Unit Number	Our Sequence Number	Price Per Piece	Control Valve Type	550 RPM GPM Output	550 RPM HP Input	1000 RPM GPM Output	1000 RPM HP Input	1600 RPM GPM Output	1600 RPM HP Input	1800 RPM GPM Output	1800 RPM HP Input
				Gallons Output & Horsepower Input							
Small Size 3500 PSI Two Piston Power Unit & 7 Quart Reservoir											
PPU-20-4-7	178181	**$....**	With Double-Acting Valve	1	2	2	4	- -	- -	- -	- -
PPU-20-3-7	178182	**1769.56**	With Single-Acting Valve	1	2	2	4	- -	- -	- -	- -
Medium Size 2500 PSI Four Piston Power Unit & 15 Quart Reservoir											
PPU-40-4-15	177988	**....**	With Double-Acting Valve	2	3	4	6	- -	- -	- -	- -
PPU-40-3-15	178048	**....**	With Single-Acting Valve	2	3	4	6	- -	- -	- -	- -
Large Size 2500 PSI Eight Piston Power Unit & 21 Quart Reservoir											
PPU-F98-4-21	178114	**....**	With Double-Acting Valve	4	8	8	15	- -	- -	- -	- -
PPU-F98-7-21	178179	**....**	With Single-Acting Valve	4	8	8	15	- -	- -	- -	- -
High Speed Large Size 2500 PSI Eight Piston Power Unit & 21 Quart Reservoir											
PPU-D58-6-21	178180	**3072.89**	With Double-Acting Valve	1.7	2.7	3.3	5.3	5.2	8.3	5.9	9.5

SPECIFICATIONS

Power Unit Number	Replacement Pump	Weight Pounds	Port Size Inches	Capacity Quarts	RESERVOIR SIZE Length Inches	Width Inches	Height Inches
PPU-20-4-7	Model 20	40	3/8	4.7	8	8-1/4	8-3/8
PPU-20-3-7	Model 20	40	3/8	4.7	8	8-1/4	8-3/8
PPU-40-4-15	Model 40	53	3/8	7	15-3/8	8-1/4	8-3/8
PPU-40-3-15	Model 40	53	3/8	7	15-3/8	8-1/4	8-3/8
PPU-F98-4-21	Model F98	76	3/8	13.7	17-3/4	9	10
PPU-F98-3-21	Model F98	78	1/2	13.7	17-3/4	9	10
PPU-D58-6-21	Model D58	80	3/8	13.7	17-3/4	9	10

APPROXIMATELY 3-1/2” TO HEIGHT WITH VAVLE

AUTOMATIC “HIGH-LOW” HYDRAULIC SYSTEM

Ideal for Log Splitter and Shop Press - Automatic Two-Stage Hydraulic Pump Unit - DO NOT RUN UNIT OVER 1800 RPM

LOG SPLITTER UNIT

SPECIFICATIONS:

Maximum Pressure:
Log Splitter Unit - Set at 2500 PSI
Shop Press Unit - Set at 5000 PSI

Reservoir Capacity: 21 quarts
Control Valve: 4-way
Shaft Size: 1” Round

Pump produces 6 GPM at 1800 RPM. This provides fast cylinder speed at pressures up to 650 PSI and requires only 2-1/2 HP. When the cylinder load raises the pressure above 650 PSI, the Pilot Unloading Valve will automatically cut out 75% of the oil flow. At this point (1-1/2 GPM), the pump will produce up to 2500 PSI and still require only 2-1/2 HP. When the pressure demand drops, the pump will automatically resume 6 GPM flow.

Minimum Power Source: 2-1/2 HP Electric: 5 HP Gasoline, with speed reduced to 1800 RPM.

Part Number	PSI	Wt. Lbs.	Our Sequence Number	Price Per Piece
PPU-D58X-4E-21	2500	77	177920	**$1288.52**

Log Splitter Unit with Pressure Operated Detent
The valve features an automatic return to neutral pressure-operated detent in the return position of the valve.

PPU-D58X-6K-21	2500	81	- - - - -	**....**

SHOP PRESS UNIT

This unit provides the complete system
1. Split Flow Piston Pump
2. Oil Reservoir
3. Directional Control Valve
4. High Pressure Relief Valve
5. Low Pressure Relief Valve
6. Pilot Unloading Valve
7. High Pressure Check Valve

This unit is designed to develop maximum working pressure, but requires only 1/4 the horsepower that a standard hydraulic pump would require at the same working pressure.

Pump produces 6 GPM at 1800 RPM. This provides fast cylinder speed at pressures up to 1250 PSI and requires only 5 HP. When the cylinder load raises the pressure above 1250 PSI, the Pilot Unloading Valve will automatically cut out 75% of the oil flow. At this point (1-1/2 GPM), the pump will produce up to 5000 PSI and still require only 5 HP. When the pressure demand drops, the pump will automatically resume 6 GPM flow.

Minimum Power source: 5 HP Electric; 10 HP Gasoline motor.

Part Number	PSI	Wt. Lbs.	Our Sequence Number	Price Per Piece
PPU-D58X-6-21	5000	83	177925	**....**

ASK FOR QUANTITY DISCOUNT ***Prices subject to change without notice.***

BAUM HYDRAULICS CORPORATION
1-800-228-9222 / e-mail: sales@baumhydraulics.com
Fax: 1-800-832-2522 / www.baumhydraulics.com / © Baum Hydraulics Corporation

TRI-POWER HAND PUMP

TRI-POWER HAND PUMP

FOR SINGLE AND DOUBLE ACTING CYLINDERS



For double-acting cylinders, use Williams detented 4-way valve. The three position, quick change fulcrum gives these flow pressure characteristics:

Displacement 1-1/4 cu. in. per stroke at 1500 PSI.
Displacement 1 cu. in. per stroke at 2000 PSI.
Displacement 2/3 cu. in. per stroke at 3000 PSI.

Based on applied force of 65 lbs. on handle. Replaceable valve seats. Pump can be mounted in vertical or horizontal position. Reservoir capacity, 1 gallon. Breather plug. Ports are 3/8 inch pipe thread. Wt. 30 lbs.

Part Number	Description	Our Sequence Number	Price Per Piece
PMHP-10B	Tri-Power Hand Pump	103788	**$1457.11**
PMCK-PMHP10	Seal Kit for PM-HP10	EE2145	**15.87**

HAND PUMP

SPECIFICATIONS:

Volumne Displacement 1.20 inch full cycle
Tank size 95 inches
Pressure rating: 2000 PSI
Outlet Port Size: #6 SAE (9/16-18)
Filler Port Size 1/4" NPT

Optional horizontal mounting brackets allows for horizontal handle actuation.

Part Number	Description	Our Sequence Number	Price Per Piece
HP121DA95	Hand Pump	176050	**$602.77**



PRINCE STANDARD GEROTOR MOTORS
LOW SPEED - HIGH TORQUE

Features: High-torque, low speed with gerotor
Instantly reversible by reversing the flow
Cross-over for many popular models in the market
1.0" keyed shaft
4 bolt flange
1/2 NPTF ports

Applications: Use the CMM series for light to medium duty applications such as grain augers and elevators, slat and sand spreaders, car wash and sweeper brushes, conveyors, winches, scissor lifts, and many others. To assure optimum motor life, run motor for approximately one hour at 30% of rated pressure before application of full load.

Motor Number	Our Sequence Number	Per Each	Displacement IN3/REV	Maximum Pressure PSI Continuous	Maximum Pressure PSI Intermitant	Maximum Speed RPM Continuous	Maximum Speed RPM Intermitant	Wt. Lbs.
CMM50-4RP	100729	**$298.93**	3.0	1400	2200	800	1000	12.8
CMM100-4RP	100730	**309.67**	6.1	1300	2000	600	750	13.4
CMM200-4RP	100731	**428.64**	12.2	1200	1800	300	400	14.5
CMM300-4RP	100732	**268.83**	17.9	1000	1600	200	250	15.5
CMM400-4RP	100733	**462.38**	24.4	900	1300	125	160	16.7

MOTOR CROSS REFERENCE

	Shaft	Ports	Motor Brand	DISPLACEMENT CU. IN./REV. 2.9	6.1	11.7	17.5	23.4
4 Bolt Flange Mounting	Woodruff Keyed	1/2" NPT	Prince	CMM50-4RP	CMM100-4RP	CMM200-4RP	CMM300-4RP	CMM400-4RP
			Charlyn H	101-1001	101-1003	101-1005	101-1007	101-1008
			Danfoss DH	151-2121	151-2123	151-2126	151-2128	151-2129
			TRW Ross	MG061313	MG061313	MG121313	MG181313	MG201313

HOW TO SELECT YOUR TRW ROSS TORQMOTORS HIGH TORQUE LOW SPEED MOTORS

Use **STANDARD** Gerator Motor for 1000 PSI to 2000 PSI Pressure.
Use **MEDIUM** Gerotor Motor for 1000 PSI to 2500 PSI Pressure.
Use **HEAVY** Gerator Motor for 1000 PSI to 3000 PSI Pressure.
Use **EXTRA-HEAVY** Gerator Motor for 1000 PSI to 4000 PSI Pressure.

Maximum pressure should be considered extreme usage and for short duration.
The numbers indicate first, second, and third choice motor for the machine you want to drive depending upon your tractors oil output.
REMEMBER that your **TRACTOR** provides the **HORSEPOWER** to drive the motor.

The **DIFFERENT SIZE MOTORS** only turn that **HORSEPOWER** into **MORE TORQUE & LESS SPEED** or **LESS TORQUE & MOTOR** SPEED and just act like a **GEARBOX** and **YOU** are **CHOOSING THE GEAR RATIO**.
Flow in gallons per minute gives you the speed; pressure in PSI gives you the torque. Torque times speed divided by 63025 gives you horsepower. Torque is nearly constant over the pressure range. The Torque is generally 15 to 20% less starting than running. If possible you should start empty (unloaded) and then load the motor.

TG0960 - LIMIT TOP PRESSURE TO 1000 PSI
TF0360 - LIMIT TOP PRESSURE TO 1500 PSI
TE0330, TE0295, TE0260, TB0296, TB0260 - LIMIT TOP PRESSURE TO 1200 PSI

TRW Very Heavy Duty	TRW Heavy Duty	TRW Med. Duty	TRW Std. Duty	Speed Per Gal.at Cont. Rate PSI & RPM per GPM	In Lbs. Tor-que Per 100 PSI	Under Load Appx. Max. Speed RPM	4" Augers Up to 30 Feet	5" Augers Up to 30 Feet	6" Augers Up to 40 Feet	6" Augers Up 40 Feet to 60 Feet	7" Augers Up to 30 Feet	Elevators with Speed Jack Up to 60 Feet	Elevators with Boot Shaft	Combine Discharge Auger	Blender Mixer	Bale Conveyor	Sprayer Pumps	Post Hose Digger with 9" Auger	Unloader Wagon	Drill Fill Auger
TG0960				4	691	76														
TG0785				4	582	76														
TG0530				6	416	127														
TG0475				7	366	145														
TG0335				10	278	197														
	TF0360			10	276	200														
		TE0330		11	212	164														
			TB0330	11	213	132														
TG0280				12	235	245														
		TE0295		12	190	186												3		
			TB0295	12	203	149												2		
	TF0280			13	219	257												1		
		TE0260		14	169	206														
			TB0260	14	182	164														
TG0240				14	200	288														
	TF0240			15	189	301													2	
			TB0230	16	170	189														
		TE0230		16	159	243														
TG0195				17	157	349														
		TE0195		18	149	216														
			TB0195	18	145	219														
	TF0195			18	175	275												1		
	TF0170			21	133	315									1					
		TE0165		22	127	259									1					
			TB0165	22	123	263									1					
TG0140				25	115	494			3	3										
	TF0140			26	110	368			3	3		3	3			3				
		TE0130		27	101	320			3	3	2									
			TB0130	27	99	324			3	3	2									
	TF0130			29	99	427	3	3	2	2	1	2	2	2						
		TE0100		35	73	421	3	3	2	2	1			1		2				
			TB0100	36	72	430	3	2	2	1	1			1			2			
	TF0100			36	77	540	3	2	1	1		1	1			1				3
	TF0080			40	64	476	3	2	1	1										
			TB0080	42	61	375	3	2	1											
		TE0080		42	60	501	2	1	1								1			
		TE0065		55	47	660	2	1												2
			TB0065	55	47	497	2	1												
		TE0050		69	36	624	1	1												
			TB0050	71	35	637	1	1												
		TE0045		77	29	690	1													1
			TB0045	79	28	712	1													

ASK FOR QUANTITY DISCOUNT ***Prices subject to change without notice.***

BAUM HYDRAULICS CORPORATION
1-800-228-9222 / e-mail: sales@baumhydraulics.com
Fax: 1-800-832-2522 / www.baumhydraulics.com / © Baum Hydraulics Corporation

COMMERCIAL HIGH PERFORMANCE SINGLE GEAR PUMPS WITH BUSHING BEARINGS

2 BOLT TYPE AA
2" Round Pilot
3-1/4" Bolt Circle

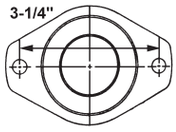

1/2" Rd. Shaft
P5AX95BEAQXX-XX

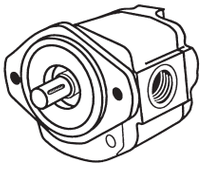

P5, P10, P11 and P17

2 BOLT TYPE A
3-1/4" Round Pilot
4-3/16" Bolt Circle

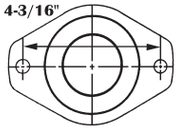

3/4" Rd. Shaft
P11AX93BEAZXX-24
P315A193XX-Spec

5/8" Rd. Shaft
P5AX93BEAQXX-97
P11AX93BEXXXX-97

5/8-9 Spline Shaft
P10AX93BEXXXX-96
P11AX93BEXXXX-96

3/4-11 Spline Shaft
P11AX93BEXXXX-92

2 BOLT TYPE B
4" Round Pilot
5-3/4" Bolt Circle

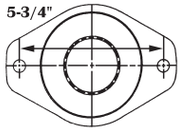

7/8" Rd. Shaft
P330XX97XX-30

1" Rd. Shaft
P330XX97XX-43

7/8-13 Spline Shaft
P330X197XXXX-25

1-1/4" Spline Shaft
P330C497XX-7

4 BOLT TYPE B
4" Round Pilot
5" Bolt Circle

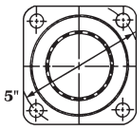

7/8" Rd. Shaft
P330XX42XX-30

1" Rd. Shaft3
P330XX42XX-43

4 BOLT TYPE C
5" Round Pilot
6-3/8" Bolt Circle

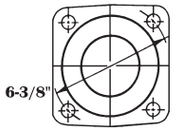

1" Rd. Shaft
P330X178XX-43



P315 and P330

Commercial Intertech

TO CHANGE ROTATION on P5, P10, P11, P17, P315, P330 pumps you must rotate both thrust plates 180° taking care not to lose the channel seals on the back side of them.. Also rotate the gear housing 180°. and rotate the rear port end cover if it is ported. Pumps in this series are positive displacement type used to produce a flow of hydraulic fluid. Flow rate depends on the pump size, the speed at which it is driven and the resistance or pressure it is pumping against.

CUSTOM BUILT PUMPS BUILT FROM PARTS are MORE EXPENSIVE & NON-RETURNABLE

O-Ring Thread, Side Port Pump with 1/2" Round Shaft Part Number	Rotation	Our Sequence Number	Pump Per Each	O-Ring Thread, Side Port Pump with 1/2" Round Shaft Part Number	Rotation	Our Sequence Number	Pump Per Each	Max. Speed RPM	Max. Pressure PSI	Gallons Output & Horsepower Required at 2000 PSI — 1200 RPM GPM OutPut	1200 RPM HP InPut	1800 RPM GPM OutPut	1800 RPM HP InPut
2 BOLT AA MOUNTING				4 BOLT SQUARE MOUNTING				1-1/16" O-Ring Inlet & 7/8" O-Ring Outlet-Side Ports					
P5A195BEAQ03-26	CW	J28515	**$344.76**	**P5A131BEAQ03-26**	CW	J28500	**$312.50**	4000	4400	.84	1.1	1.26	1.7
P5A295BEAQ06-26	CCW	J28530	**334.95**	**P5A231BEAQ06-26**	CCW	J28520	**....**	3600	4400	1.73	2.3	2.6	3.4
P5A295BEAQ10-26	CCW	J28525	**377.22**	**P5A131BEAQ10-26**	CW	J28505	**421.43**	2800	4400	2.85	3.6	4.36	5.6
Pump with 5/8" Round Shaft 2 BOLT A MOUNTING				Pump with 5/8-9 Spline Shaft 2 BOLT A MOUNTING				1-5/16" O-Ring Inlet & 1-1/16" O-Ring Outlet-Side Ports					
P5A193BEAQ08-97	CW	J28510	**332.36**					3000	4400	2.3	3.0	3.5	4.5
P11A293BEAZ08-97	CCW	J29034	**402.41**	**P11A193BEAZ08-96**	CW	J29026	**400.38**	4000	4400	2.3	3.0	3.5	4.5
P11A193BEAZ11-97	CW	J290125	**460.84**	**P11A293BEAZ11-96**	CCW	J29036	**386.88**	3600	4400	3.2	4.1	4.8	6.2
P11A293BEAZ16-97	CCW	J29038	**434.49**	**P11A193BEAZ16-96**	CW	J290405	**434.49**	3000	4400	4.6	6.0	6.9	9.0
P11A293BEAZ23-97	CCW	J29041	**460.60**	**P11A293BEAZ23-96**	CCW	J290271	**437.47**	2800	2750	6.5	8.5	10.9	14.2
Pump with 3/4" Round Shaft 2 BOLT A MOUNTING				Pump with 3/4-11 Spline Shaft 2 BOLT A MOUNTING									
P11A193BEAZ16-24	CW	J29030	**514.80**	**P11A193BEAZ16-92**	CW	J29016	**409.96**	3000	4400	4.6	6.0	6.9	9.0
P11A193BEAZ23-24	CW	J29032	**455.57**					2800	3500	6.5	8.5	10.9	14.2
Pump with 7/8" Round Shaft 2 BOLT B MOUNTING				Pump with 7/8-13 Spline Shaft 2 BOLT B MOUNTING				1-5/8" O-Ring Inlet & 1-5/16" O-Ring Outlet-Side Ports					
								3300	4000	5.4	7.0	8.2	10.5
P17A196BEAG25-66	CW	J29044	**423.17**					3100	4000	7.1	9.2	10.7	13.8
								1-5/16" O-Ring Inlet & 1-1/16" O-Ring Outlet-Rear Ports					
P17A196MEAB25-66	CW	J290445	**423.17**					3100	4000	7.1	9.2	10.7	13.8
P17A296MEAB25-66	CCW	J2905246	**762.80**					3100	4000	7.1	9.2	10.7	13.8
P315 Series ONLY with 3/4" Rd. Shaft O-Ring Thd. SIDE PORT				P315 Series ONLY with 3/4" Rd. Shaft O-Ring Thd. REAR PORT				1-5/8" O-Ring Inlet & 1-1/16" O-Ring Outlet					
P315A193FGAB05	CW	J11990	**....**	**P315A193UNAB05**	CW	J12000	**....**	3000	3500	3.0	4.0	4.5	6.0
P315A193FGAB07	CW	J12004	**....**	**P315A193UNAB07**	CW	J12006	**....**	3000	3500	4.5	6.0	6.8	9.0
P315A193FGAB10	CW	J12010	**....**	**P315A193UNAB10**	CW	J12014	**....**	3000	3500	6.0	8.0	9.0	12.0
P315A193FGAB12	CW	J12016	**....**	**P315A193UNAB12**	CW	J12018	**....**	3000	3500	7.5	10.0	11.3	15.0
P315A193FGAB15	CW	J12020	**....**	**P315A193UNAB15**	CW	J12030	**....**	3000	3250	9.0	12.0	13.6	18.0
P315A193FGAB17	CW	J12038	**....**	**P315A193UNAB17**	CW	J12040	**....**	3000	2900	10.5	14.0	15.8	21.0
P315A193FGAB20	CW	J12050	**....**	**P315A193UNAB20**	CW	J12060	**....**	3000	2500	12.0	16.0	18.0	24.0
		P315 SERIES CLUTCH PUMPS Using D-7 Clutch						P-5 Clutch rated for 33% more PSI					
P315A189UNAB0756	CW	J06402	**....**	**P315A289NUAB0756**	CCW	J06404	**....**	3000	3500	4.5	6.0	6.8	9.0
P315A189UNAB1056	CW	J06412	**....**	**P315A289NUAB1056**	CCW	J06414	**....**	3000	3000	6.0	8.0	9.0	12.0
P315A189UNAB1256	CW	J06422	**....**	**P315A289NUAB1256**	CCW	J06424	**....**	3000	2500	7.5	10.0	11.3	15.0
P315A189UNAB1556	CW	J06432	**....**	**P315A289NUAB1556**	CCW	J06434	**....**	3000	1800	9.0	12.0	13.6	18.0
P315A189NUAB1756	CW	J06438	**....**	**P315A289NUAB1756**	CCW	J06439	**....**	3000	1650	10.5	14.0	15.8	21.0
P315A189UNAB2056	CW	J06452	**....**	**P315A289NUAB2056**	CCW	J06454	**....**	3000	1500	12.0	16.0	18.0	24.0
P315A195UNAB1056	CW	J06410	**....**	**P315A295NUAB1056**	CCW	J06415	**....**	3000	3000	6.0	8.0	9.0	12.0
P315A195UNAB1256	CW	J06420	**....**	**P315A295NUAB1256**	CCW	J06425	**....**	3000	2500	7.5	10.0	11.3	15.0
P315A195UNAB1556	CW	J06430	**303.94**	**P315A295NUAB1556**	CCW	J06435	**....**	3000	1800	9.0	12.0	13.6	18.0
P315A195UNAB1756	CW	J06440	**....**	**P315A295NUAB1756**	CCW	J06445	**....**	3000	1650	10.5	14.0	15.8	21.0
P315A195UNAB2056	CW	J06450	**354.98**	**P315A295NUAB2056**	CCW	J06446	**....**	3000	1500	12.0	16.0	18.0	24.0

Prices subject to change without notice. **ASK FOR QUANTITY DISCOUNT**

1-800-228-9222 / e-mail: sales@baumhydraulics.com
Fax: 1-800-832-2522 / www.baumhydraulics.com / © Baum Hydraulics Corporation

BAUM HYDRAULICS CORPORATION

COMMERCIAL & TYRONE ELECTRIC CLUTCH FAN BELT PUMPS & DRIVE LINE PUMPS

ORDER PUMP, CLUTCH, and CLUTCH FOOT MOUNT SEPARATELY





COMMERCIAL PUMP + FOOT MOUNT + CLUTCH = COMPLETE UNIT

How to order: Choose Pump + Adapter Plate (if Tyrone) or Foot Mount (if Commercial) + Clutch

P20 and CP16 Series for Electric Fan Belt 12 Volt Clutch For "A" Belts

Clockwise or Right Hand Rotation LOOKING at the Sheave. ROTATION IS THE RESPONSIBILITY OF THE CUSTOMER.

It is recommended that you use the optional outboard bearing and snap ring on our P20 clutch pumps ONLY.

Tyrone With Pipe Side Ports in Port End Cover Pump ONLY Part Number	Max. Pressure PSI	Commercial Only Pump Part Number	Our Sequence Number	Commercial Price Per Piece	Cubic Inch Per Rev.	Max. Speed RPM	Max. Pressure PSI	Gallons Output & Horsepower Required at Maximum Pressure — 1200 RPM Speed GPM OutPut	1200 RPM HP InPut	1800 RPM Speed GPM OutPut	1800 RPM HP InPut	2400 RPM Speed GPM OutPut	2400 RPM HP InPut
CLOCKWISE STANDARD DUTY CLUTCH rated at 90 Foot Pounds of Torque — Clutch Face Points to Front of Engine — USE CLUTCH **D-7** Sequence # 589100 **$566.98**													
CP16-045-C	3000	**P315A195UNAB0756**	J06400	**$....**	.940	3000	3500	4.5	10.5	6.8	15.7	9	21.0
CP16-065-C	2500	**P20A694MEAB07-32**	J06310	**CALL**	1.478	2400	2500	6.75	10.3	10.5	15.4	14.25	20.6
CP16-085-C	1700	**P20A694BEIJ10-32**	- - - - -	.....	1.970	2400	1700	9	10.5	13.5	15.7	18	21.0
CP16-115-C	1400	**P20A694BEIJ12-32**	J01812	**385.12**	2.463	2400	1400	11.5	10.6	16.5	15.8	22	21.1
CP16-150-C	1100	**P20A694BEYJ15-32**	J05605	**395.91**	2.955	2400	1100	14	10.6	21	15.8	28	21.1
CP16-180-C	1000	**P20A694BEYJ17-32**	J01912	**CALL**	3.448	2400	1000	16	11.0	24	16.5	32	21.9
CP16-200-C	900	**P20A694BEYL20-32**	J06350	**....**	3.940	2400	900	18.5	11.1	27	16.7	36	22.2
27436 Adapter		Foot Mount Bracket Number	**308-0001-002**		974800		**$134.16**						
CLOCKWISE MEDIUM DUTY CLUTCH rated at 120 Foot Pounds of Torque — Clutch Face Points to Front of Engine — USE CLUTCH **P-5** Sequence # 589110 **$676.42**													
CP16-045-C	3000	**P315A195UNAB0756**	J06400	**....**	.940	3000	3500	4.5	10.5	6.8	15.7	9	21.0
CP16-065-C	3000	**P20A694MEAB07-32**	J06310	**CALL**	1.478	2400	3000	6.75	12.3	10.5	18.5	14.25	24.7
CP16-085-C	2200	**P20A694BEIJ10-32**	J05108	....	1.970	2400	2200	9	13.6	13.5	20.4	18	27.2
CP16-115-C	1800	**P20A694BEIJ12-32**	J01812	**385.12**	2.463	2400	1800	11.5	13.6	16.5	20.4	22	27.2
CP16-150-C	1400	**P20A694BEYJ15-32**	J05605	**395.91**	2.955	2400	1400	14	13.4	21	20.2	28	26.9
CP16-180-C	1250	**P20A694BEYJ17-32**	J01912	**CALL**	3.448	2400	1250	16	13.7	24	20.6	32	27.4
CP16-200-C	1100	**P20A694BEYL20-32**	J06350	**....**	3.940	2400	1100	18.5	13.6	27	20.4	36	27.2
27436 Adapter		Foot Mount Bracket Number	**308-0001-002**		974800	**$134.16**							
COUNTER-CLOCKWISE HEAVY DRIVE LINE CLUTCH rated at 200 Foot Pounds of Torque — Clutch Face Points to Rear of Engine — USE CLUTCH **H-1** Sequence # 589120 **$2490.47**													
CP16-045-C	3000	**P315A195UNAB0756**	J06400	**$....**	.940	3000	3500	4.5	10.5	6.8	15.7	9	21.0
CP16-045-A	3000	**P315A195UNAB0756**	J06400	**....**	.940	3000	3500	4.5	10.5	6.8	15.7	9	21.0
CP16-065-A	3000	**P20A694MEAB07-32**	J06310	**CALL**	1.478	2400	3000	6.75	12.3	10.5	18.5	14.25	24.7
CP16-085-A	3000	**P20A694BEIG10-32**	J05110	....	1.970	2400	3000	9	18.5	13.5	27.8	18	37.0
CP16-115-A	3000	**P20A694BEIG12-32**	J01813	**....**	2.463	2400	3000	11.5	22.6	16.5	34.0	22	45.3
CP16-150-A	2400	**P20A694BEYG15-32**	J05605	**395.91**	2.955	2400	2400	14	23.0	21	34.6	28	46.1
CP16-180-A	2100	**P20A694BEYG17-32**	J018135	**....**	3.448	2400	2100	16	23.0	24	34.6	32	46.1
CP16-200-A	1900	**P20A694BEYL20-32**	J06350	**....**	3.940	2400	1900	18.5	23.5	27	35.2	36	46.9
		Foot Mount Bracket Number	**308-0001-002**		974800	**$134.16**							

Outboard Bearing Number 391-0381-040 975750 $46.23 **Snap Ring Number 391-2686-063 975905 $3.31**

PLEASE NOTE: Careful break-in of the clutch unit will enable the clutch to carry it's full load and will give much improved life. To break in the clutch, after installing the unit, ready to go, full of oil, start it up without any load and switch the clutch in and off repeatedly about 100 times. Each morning before working the unit, switch it on and off about 10 to 20 times without any load on it. This will allow the clutch to transmit the maximum torque. To develop full Torque the Clutch must have 12 volts minimum. Be sure your wiring is heavy duty to prevent voltage drop.

ELECTRIC CLUTCHES FOR 4:1 TAPER SHAFT PUMPS

Clutch Number	Our Sequence Number	Per Each	Rotation	Voltage (DC)	A	X	Y	B	C	E Degrees	Belt Groove Type	Current Draw Amps	Resistance Ohms	Gage Line	Static Torque L.b Ft.
VEE BELT CLUTCH FOR 4:1 TAPER SHAFT PUMPS & TWO A BELTS															
P-5	589110	**$....**	CW	12	6.70	.87	.62	2.54	.50	36	2-A	4.95	2.423	.841	120
D-12	589105	**453.99**	CW	12	6.00	.87	.62	2.54	.50	36	2-A	4.95	2.428	.841	90
D-7	589100	**....**	CW	12	7.12	.91	.62	2.54	.50	36	2-A	4.36	2.752	.841	90
200 FT-LB DRIVELINE CLUTCH FOR 4:1 TAPER SHAFT PUMPS & YOKE															
H-1	589120	**....**	CCW	12				3.72				4.58	2.620		200
120 FT-LB WARNER CLUTCH WITH SERPENTINE GROOVES															
1417-11	589130	**.....**	CW	12				5.75			6				120
1417-42	589140	**....**	CW	12				6.00			8				100

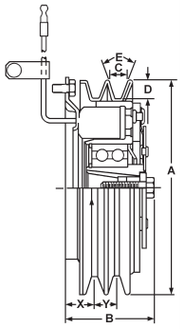

HEAVY DUTY Clutches have a double row bearing. **STANDARD DUTY** Clutches have a single row bearing.

ASK FOR QUANTITY DISCOUNT ***Prices subject to change without notice.***

BAUM HYDRAULICS CORPORATION

1-800-228-9222 / e-mail: sales@baumhydraulics.com

Fax: 1-800-832-2522 / www.baumhydraulics.com / © Baum Hydraulics Corporation

COMMERCIAL HIGH PERFORMANCE DUMP PUMPS

MOUNTING BRACKET SOLD SEPARATELY

Commercial Intertech®

Dual Shaft
1" Round Shaft
for PTO Drive

4 Bolt Type B
4" Round Pilot
5" Bolt Circle
7/8"-13 Spline
Single Shaft



C151-20



C101D-20
C101D-25



G101-2-15
G101-2-20



G102-2-15* **C102D-20-1***
G102-2-20* **C102D-25-1***

TO CHANGE ROTATION on G102 and C102 rotate the gear housing 180° & rotate the valve body 180°. You do not have to rotate the thrust plates in the G102 and C102 as they are bi-rotation thrust plates but be careful not to lose the pocket seal pieces on the back side of them.

DOUBLE SHAFT REFUSE PUMP FOR HEIL

Part Number	Our Sequence Number	Price Per Piece	Shaft	Left Port and Right Port	Port Location	Rotation	Max. Speed RPM	Max. Pressure PSI	Gallons Output & Horsepower Required at 2000 PSI — 1200 RPM GPM OutPut	1200 RPM HP InPut	1800 RPM GPM OutPut	1800 RPM HP InPut
C151-2.0	J20615	**$....**	1-1/8 RD	24P12S	Rear	Both	2400	2000	25.0	30.0	38.0	45.0

MEDIUM SERIES DUMP PUMP

Medium series cast iron roller bearing dump pump - 2 (for intermittent operation only) or 3 (for intermittent or continuous operation) line plumbing hookup. Flows 19 to 39 GPM depending on pump RPM. Pressures to 2500 PSI. Speeds up to 2400 RPM. Either dual shaft (1" round) for PTO drive or single shaft. For direct mount (2 or 4 bolt B and 7/8-13 spline shaft.) Three-way three position control valve with built in relief set at 2000 PSI. G101 and G102 Relief is shim adjustable. Relief shims are in stock.

Dump Pump Part Number	Our Sequence Number	Price Per Piece	Max. Speed RPM	Max. Pressure PSI	Wt. Lbs.	Cubic Inch Per Revolution	Gallons Output & Horsepower Required at 2000 PSI — 1200 RPM GPM OutPut	1200 RPM HP InPut	1800 RPM GPM OutPut	1800 RPM HP InPut	2400 RPM GPM OutPut	2400 RPM HP InPut
G101-1-1.5	J20160	**$....**	2400	2500	35	2.96	14.0	16.0	21.0	25.0	28.0	33.0
G101-1-20	J20170	**....**	2400	2500	38	3.94	19.0	22.0	29.0	34.0	39.0	46.0
G102-2-15R*	J20400	**693.28**	2400	2500	35	2.96	14.0	16.0	21.0	25.0	28.0	33.0
G102-2-15L*	J20404	**693.28**	2400	2500	35	2.96	14.0	16.0	21.0	25.0	28.0	33.0
G102-1-20R*	J20422	**....**	2400	2500	38	3.94	19.0	22.0	29.0	34.0	39.0	46.0
G102-1-20L*	J20423	**....**	2400	2500	38	3.94	19.0	22.0	29.0	34.0	39.0	46.0

LARGE SERIES DUMP PUMP

Large series cast iron roller bearing dump pump direct or remote mount 2 (for intermittent operation only) or 3 line operation. Flows to 48 GPM depending on RPM. Pressure to 2000 PSI. Speeds up to 1800 RPM. Either dual shaft (1" round) for PTO drive or single shaft for direct mount (4 bolt B and 7/8-13 spline shaft). Three-way three position control valve with built in relief set at 2000 PSI. Air shift available.

Dump Pump Part Number	Our Sequence Number	Price Per Piece	Max. Speed RPM	Max. Pressure PSI	Wt. Lbs.	Cubic Inch Per Revolution	Gallons Output & Horsepower Required at 1000 PSI — 1200 RPM GPM OutPut	1200 RPM HP InPut	1800 RPM GPM OutPut	1800 RPM HP InPut
C101D-20	J20020	**$....**	1800	2000	70	5.60	25.0	29.0	38.0	44.0
C101D-25	J20060	**....**	1800	2000	75	6.38	32.0	37.0	48.0	56.0
C102D-20*	J20040	**....**	1800	2000	70	5.60	25.0	29.0	38.0	44.0
C102D-25*	J20080	**812.27**	1800	2000	75	6.38	32.0	37.0	48.0	56.0

*** Direct Mount 4 Bolt B 7/8-13 Spline Shaft**

AIR SHIFT KIT FOR C101 DUMP PUMPS

Part Number	Our Sequence Number	Price Per Piece	Description
314-9414-005	975080	**$....**	Air Shift Kit for C101 & C102 with Actuator
308-9414-015	975090	**....**	Air Shift Kit for G101 & G102 with Toggle

ACCESSORIES

Part Number	Our Sequence Number	Price Per Piece	Description
314-0100-005	975070	**37.71**	Mounting Bracket for C101 Pad Mount Pumps ONLY
391-3283-052	9757572	**6.93**	Optional Sleeve for Three Line Installation Only For ALL Dump Pumps
391-1802-578	9757571	**27.25**	G101 and G102 Detent Kit
391-1802-579	MM55950	**65.32**	G101 and G102 Spring Return to Neutral Kit

CAUTION: The valve lever should be fitted with a locking device to prevent accidentally raising the bed should the operator forget to disengage the PTO for traveling. Never work under a raised dump body without first blocking it to prevent accidental lowering.

Prices subject to change without notice. **ASK FOR QUANTITY DISCOUNT**

COMMERCIAL HIGH PERFORMANCE

SINGLE GEAR MOTORS WITH ROLLER BEARING

WHEN YOU NEED TO REPLACE A MOTOR. WE HAVE IT IN STOCK.

FIRST: Pick the flange type you need looking across drawing below.
SECOND: Pick either splined or round shaft under your drawing.
THIRD: Pick out your High Performance Motor that fits your need under your drawing.

REVERSIBLE SINGLE GEAR MOTORS - HIGH SPEED - HIGH PRESSURE

2 BOLT TYPE A
3-1/4" Round Pilot
4-3/16" Bolt Circle

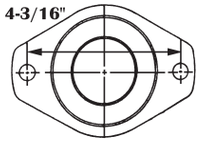

7/8" Rd. Shaft
M20X894XXX-30
M30X894XXX-30

7/8" 13 Spl. Shaft
M20X894XXX-25
M30X894XXX-25

1" Rd. Shaft
M20X894XXX-43
M30X894XXX-43

2 BOLT TYPE B
4" Round Pilot
5-3/4" Bolt Circle

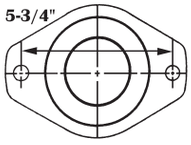

7/8" Rd. Shaft
M20X897XXX-30
M30X897XXX-30
M50X897XXX-30

1" Rd. Shaft
M20X897XXX-43
M30X897XXX-43

1-1/4" Rd. Shaft
M50X897XXX-11

7/8" 13 Spl. Shaft
M20X897XXX-25
M30X897XXX-25
M50X897XXX-25

1-1/4" 14 Spl. Shaft
M20X897XXX-7
M30X897XXX-7
M50X897XXX-7

2 BOLT TYPE C
5" Round Pilot
7-1/8" Bolt Circle

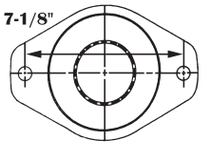

1-1/4" Rd. Shaft
M50X898XXX-11
M75X898XXX-11

1-1/4" 14 Spl. Shaft
M50X898XXX-7
M75X898XXX-7

4 BOLT TYPE B
4" Round Pilot
5" Bolt Circle

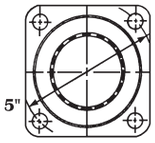

7/8" Rd. Shaft
M20X842XXX-30
M30X842XXX-30
M50X842XXX-30
M75X842XXX-30

1" Rd. Shaft
M20X842XXX-43
M30X842XXX-43

1-1/4" Rd. Shaft
M50X842XXX-11
M75X842XXX-11

7/8" 13 Spl. Shaft
M20X842XXX-25
M30X842XXX-25
M50X842XXX-25

1-1/4" 14 Spl. Shaft
M20X842XXX-7
M30X842XXX-7
M50X842XXX-7
M75X842XXX-7

4 BOLT TYPE C
5" Round Pilot
6-3/8" Bolt Circl

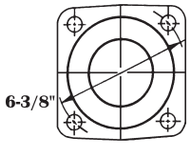

1-1/4" Rd. Shaft
M30X878XXX-11
M50X878XXX-11
M75X878XXX-11

1-1/4" 14 Spl. Shaft
M30X878XXX-7
M50X878XXX-7
M75X878XXX-7

Motors in this series are positive displacement to produce a definite speed at a particular rate of flow and give a certain value of torque at a particular pressure.

CUSTOM BUILT MOTORS BUILT DIFFERENT FROM STANDARD MOTORS SHOWN BELOW ARE MORE EXPENSIVE

Motor With ROUND Shaft & Roller Bearing Part Number	Motor With SPLINED Shaft & Roller Bearing Part Number	Max. Speed RPM	Port Size & & Type & Location	Max. Pressure PSI	Gallons Output & Horsepower Required at 2000 PSI — 1200 RPM — GPM Input	1200 RPM HP Output	1800 RPM GPM Input	1800 RPM HP Output
M20A897MEAB05-30	**M20A842MEAB05-25**	2400	12P12P-E	3000	7	5	10	8
M20A842MEAB07-30	**M20A842MEAB07-25**	2400	12P12P-E	3000	9	8	13	12
M20A897BEIF10-30	**M20A842BEIF10-25**	2400	12P12P-E	3000	13	11	18	16
M20A842BEIF12-30	**M20A897BEIF12-25**	2400	12P12P-S	3000	16	14	23	21
M20A897BEYF15-30	**M20A842BEYF15-25**	2400	16P16P-S	3000	18	17	26	25
M20A842BEYF17-30	**M20A842BEYF17-25**	2400	16P16P-S	2500	21	20	30	29
M20A897BEYL20-30	**M20A842BEYL20-25**	2400	20P20P-S	2500	23	22	34	33
M30A897MEAB05-30	**M30A842MEAB05-25**	2400	12P12P-E	2500	7	5	10	8
M30A842MEAB07-30	**M30A897MEAB07-25**	2400	12P12P-E	2500	9	8	13	12
M30A897BEIF10-30	**M30A897BEIF10-25**	2400	12P12P-E	2500	13	11	18	16
M30A897BEIF12-30	**M30A897BEIF12-25**	2400	12P12P-S	2500	16	14	23	21
M30A897BEYF15-30	**M30A842BEYF15-25**	2400	16P16P-S	2000	18	17	26	25
M30A897BEYF17-30	**M30A897BEYF17-25**	2400	16P16P-S	2000	21	20	30	29
M30A842BEYL20-30	**M30A842BEYL20-25**	2400	20P20P-S	2000	23	22	34	33
M50A898BEIJ10-11	**M50A897BEIF10-25**	2400	12P12P-S	2500	15	13	22	19
M50A878BEIJ12-11	**M50A842BEIF12-25**	2400	12P12P-S	2500	19	17	27	26
M50A898BEYG15-11	**M50A897BEYF15-25**	2400	16P16P-S	2500	22	21	33	30
M50A878BEYJ17-11	**M50A842BEYF17-25**	2400	16P16P-S	2000	25	24	38	35
M50A898BEYL20-11	**M50A878BEYL20-7**	2400	20P20P-S	2000	30	28	44	41
M50A898BEYL22-11	**M50A898BEYL22-7**	2400	20P20P-S	2000	33	31	49	46
M50A878BEYL25-11	**M50A878BEYL25-7**	2400	20P20P-S	2000	37	35	54	49
2 BOLT C WITH SPLINE SHAFT	4 BOLT C WITH SPLINE SHAFT							
M75A898BEIF10-7	**M75A878BEIF10-7**	2400	12P12P-S	2500	27	20	38	28
M75A898BEYF12-7	**M75A878BEYF12-7**	2400	16P16P-S	2500	33	25	46	33
M75A898BEYF15-7	**M75A878BEYF15-7**	2400	16P16P-S	2500	38	31	54	45
M75A898BEYF17-7	**M75A878BEYF17-7**	2400	16P16P-S	2500	43	36	63	54
M75A898BEYL20-7	**M75A878BEYL20-7**	2400	20P20P-S	2000	49	42	71	62
M75A898BEYL22-7	**M75A878BEYL22-7**	2400	20P20P-S	2000	54	48	80	72
M75A898BEYL25-7	**M75A878BEYL25-7**	2400	20P20P-S	2000	60	54	87	79
M75A898BEYL27-7	**M75A878BEYL27-7**	2400	20P20P-S	2000	66	61	97	90
M75A898BEYL30-7	**M75A878BEYL30-7**	2400	20P20P-S	2000	72	68	103	99

DATA SHOWN MAY VARY WITH SPECIFIC UNIT AND TYPE OF OIL USED AND TEMPERATURE.

ASK FOR QUANTITY DISCOUNT ***Prices subject to change without notice.***

BAUM HYDRAULICS CORPORATION
1-800-228-9222 / e-mail: sales@baumhydraulics.com
Fax: 1-800-832-2522 / www.baumhydraulics.com / © Baum Hydraulics Corporation

COMMERCIAL HIGH PERFORMANCE
SINGLE GEAR MOTORS WITH TYPE BEARING BUSHING
WHEN YOU NEED TO REPLACE A MOTOR. WE HAVE IT IN STOCK.

FIRST: Pick the flange type you need looking across drawing below.
SECOND: Pick either splined or round shaft under your drawing.
THIRD: Pick out your High Performance Motor that fits your need under your drawing.

REVERSIBLE SINGLE GEAR MOTORS - HIGH SPEED - HIGH PRESSURE

2 BOLT TYPE A
3-1/4" Round Pilot
4-3/16" Bolt Circle

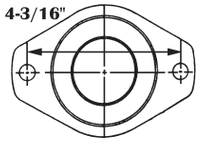

3/4" Rd. Shaft
M315A993XX-97
M11A993IEAXXX-24

7/8" Rd. Shaft
M315A993XX-66

2 BOLT TYPE AA
2" Round Pilot
3-1/4 Bolt Circle
M5A995IEAHXX-26

2 BOLT TYPE B
4" Round Pilot
5-3/4" Bolt Circle

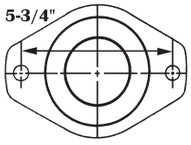

7/8" Rd. Shaft
M315A996XX-66
M330C897XX-30

1" Rd. Shaft
M330C897XX-43

1-1/4" Rd. Shaft
M350C897XX-11
M365C897XX-11

2 BOLT TYPE C
5" Round Pilot
7-1/8" Bolt Circle

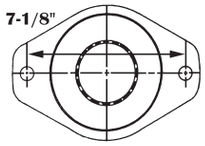

1-1/4" Rd. Shaft
M350C898XX-1|
M365C898XX-1|

4 BOLT TYPE B
4" Round Pilot
5" Bolt Circle

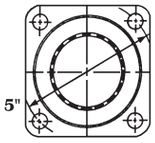

1-1/4" Rd. Shaft
M350C842XX-11
M365C842XX-11

4 BOLT TYPE C
5" Round Pilot
6-3/8" Bolt Circl

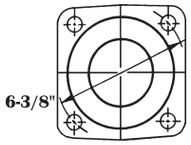

|-1/4" Rd. Shaft
M350C878XX-11
M365C878XX-11

M5 and M11

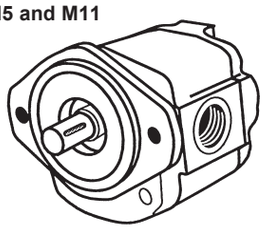

M315, M330, M350, and M365



M5 and M11
M315, M330, M350, and M365

Motors in this series are positive displacement to produce a definite speed at a particular rate of flow and give a certain value of torque at a particular pressure. Refer to the chart below for more information. Data shown may vary with specific unit and type of oil uses and temperature.

Motor With One Piece Shaft & Roller Bearing Part Number	Our Sequence Number	Motor Price Per Piece	Torque in Lbs.	Max. Speed RPM	Port Size & & Type & Location	Max. Pressure PSI	Gallons Output & Horsepower Required at 3500 PSI — 1200 RPM GPM Input	1200 RPM HP Output	1800 RPM GPM Input	1800 RPM HP Output	2400 RPM GPM Input	2400 RPM HP Output
M5A995IEAH04-26	J29070	**$....**	127	4000	10S10S-S	4400	1.4	2.4	2.0	3.6	2.6	4.8
M5A995IEAH06-26	J29075	**360.17**	195	4000	10S10S-S	4400	2.1	3.7	3.0	5.6	3.9	7.4
M5A995IEAH08-26	J29080	**394.40**	255	4000	10S10S-S	4400	2.8	4.9	4.0	7.3	5.2	9.8
M5A995IEAH10-26	J29085	**291.91**	320	4000	10S10S-S	4000	3.5	6.1	4.9	9.1	6.5	12.2
M11A993HEAX16-24	J29091	**559.22**	510	4000	12S12S-S	4400	5.6	9.7	7.9	14.5	10.5	19.5
M11A993HEAX23-24	J29095	**674.70**	740	4000	12S12S-S	3700	8.1	14.0	11.4	21.0	15.1	28.0

On all M5 and M11 motors the 7/16 o-ring thread drain line port must be hooked up to low pressure return (less than 50 PSI) or to tank on its own.

M315A993VNAB10-97		....	630	3000	16S16S-S	3500	7.9	11.9	11.0	17.1	14.2	21.2
M315A993VNAB15-97		....	945	3000	16S16S-S	3250	11.0	16.7	16.1	24.6	20.8	31.2
M315A993VNAB20-97		....	1090	3000	16S16S-S	2500	14.2	17.2	20.8	25.5	27.4	32.8
M330C842VCAB10-25		....	995	2400	20S20S-S	3500	12.5	18.9	17.5	28.4	22.5	37.9
M330C842VCAB12-25		....	1250	2400	20S20S-S	3500	15.0	23.8	21.5	35.7	28.0	47.6
M330C842VCAB15-25		....	1500	2400	20S20S-S	3500	17.5	28.6	25.5	42.8	33.0	57.1
M330C897VCAB17-43		....	1660	2400	20S20S-S	3250	20.0	31.6	29.0	47.4	38.5	63.2
M330C897VCAB20-43		....	1725	2400	20S20S-S	3000	22.5	32.8	33.0	49.3	43.5	65.7
M350C842VCAB10-25		....	1250	2400	20S20S-S	3500	17.0	23.8	23.5	35.7	30.0	47.6
M350C842VCAB12-25		....	1610	2400	20S20S-S	3500	20.0	30.7	28.5	45.9	37.0	61.3
M350C842VCAB15-25		....	1960	2400	20S20S-S	3500	23.5	37.3	33.5	55.9	43.5	74.6
M350C878VCAB17-11		....	2150	2400	20S20S-S	3250	27.0	40.9	38.5	61.4	50.0	81.9
M350C878VCAB20-11		....	2260	2400	20S20S-S	3000	30.0	43.0	43.5	64.6	57.0	86.0
M350C878CRAB22-11		....	2340	2400	24SF24SF-S	2750	33.5	44.6	48.5	66.8	63.5	89.1
M350C878CRAB25-11		....	2360	2400	24SF24SF-S	2500	37.0	44.9	53.5	67.4	70.0	89.9
M365C878VCAB10-11		....	1800	2400	20S20S-S	3500	23.5	34.3	33.0	51.4	42.5	61.7
M365C878VCAB12-11		....	2250	2400	20S20S-S	3500	28.0	42.8	40.0	64.3	52.0	78.1
M365C878VCAB15-11		....	2740	2400	20S20S-S	3500	33.0	52.2	47.0	78.3	61.0	95.2
M365C878VCAB17-11		....	3230	2400	20S20S-S	3500	37.5	61.5	54.0	92.3	70.5	113.3
M365C878VCAB20-11		....	3620	2400	20S20S-S	3500	42.5	68.9	61.0	103.4	80.0	128.0
M365C878CRAB22-11		....	3900	2400	24SF24SF-S	3250	47.5	74.3	68.0	111.4	90.0	133.3
M365C878CRAB25-11		....	3975	2400	24SF24SF-S	3000	52.0	75.7	75.0	113.5	98.5	139.0

Prices subject to change without notice. **ASK FOR QUANTITY DISCOUNT**

1-800-228-9222 / e-mail: sales@baumhydraulics.com
Fax: 1-800-832-2522 / www.baumhydraulics.com / © Baum Hydraulics Corporation

BAUM HYDRAULICS CORPORATION

COMMERCIAL
PUMPS, MOTORS, and FLOW DIVIDERS

MADE FROM PARTS OR ALREADY ASSEMBLED

Commercial 15H, 25X, 37X, 30, 31, 50, 51, 75, 76, 315, 350, 365 Pumps and Motors

Below are examples of Commercial numbers: Please call for price and stock.

FOR REPAIR AND REPLACEMENT - CALL US

SINGLE UNIT

Commercial pumps and motors are available as single or multiple assemblies. The full assembly code for the finished unit combines individual codes for shaft end cover, port end cover, gear housing, and drive shaft. It is preceded by the letter P or M for pump or motor - and by a number to designate the series.

PUMP MODELS START WITH LETTER **P**;
MOTOR MODELS START WITH LETTER **M**

P25X SINGLE PUMP

Example Only: Assembly Code P25X 342 BE IT20-25

Pump	P	1. Shaft End Cover 342
Series	25	2. Port End Cover .....BE
Model	X	3. Gear Housing.....IT20
		4. Drive Shaft.....25

M25X SINGLE MOTOR

Example Only: Assembly Code P25X 342 BE IT20-25

Motor	M	1. Shaft End Cover 942
Series	25	2. Port End Cover .....BE
Model	X	3. Gear Housing.....IT20
		4. Drive Shaft.....25

MULTIPLE UNIT

Multiple units are coded in the same manner except that additional designations for added sub-components must be included. Each section added to the single assembly requires a proper code for a bearing carrier, gear housing and connecting shaft.



Here is an example of an assembly code for a two-section 37X pump:

P37X MULTIPLE PUMP

Example Only: Assembly Code P37X 178 BY VZ20-7 B IL 15-1

Pump	P	1. Shaft End Cover 178
Series	37	2. Port End Cover .....BY
Model	X	3. Gear Housing.....VZ20
		4. Drive Shaft.....7
		5. Bearing Carrier .....B
		6. Gear Housing.....IL15
		7. Connection Shaft 1

® Commercial Intertech

COMMERCIAL PUMP & MOTOR SEAL KITS, SHAFT SEALS, BEARINGS, & WEAR PLATES

Part Number	Series	Our Sequence Number	Price Per Piece
Seal Kits Pumps One Section			
391-1802-031	P15H	MM55858	**$21.93**
391-1802-129	P25X	MM55875	**23.62**
391-1802-016	P37X	MM55850	**26.69**
CSK-P20A	P20A	EE3040	**17.64**
CSK-P20C	P20C	EE3050	**33.70**
391-1802-119	P30/31	MM55870	**13.94**
CSK-P30C/P31C	P30/31	EE3060	**34.54**
391-1802-137	P50/51	MM55881	**17.31**
CSK-P50C/P51C	P50/51	EE3080	**33.24**
391-1802-136	P75/76	MM55880	**27.42**
CSK-P315	P315	EE3065	**22.74**
391-1802-441	P330A	MM55941	**19.42**
CSK-P350	P350	EE3070	**65.05**
391-1802-494	P365	MM55945	**37.42**
391-1822-101	P5	97244064	**51.32**
P11-SK1VV	P11	9736649	**....**
8611-023-00N	PGP511	9717398	**20.27**
8611-023-Q1N	PGP511	9717397	**34.21**
391-1822-071	P17	97244060	**38.90**
Seal Kits Motors One Section			
391-1801-014	M15H	MM55813	**$13.29**
391-1801-015	M25X-I	MM55814	**97.97**
391-1801-009	M37X	MM55812	**47.08**
CSK-M20A	M20A	EE3000	**60.60**
CSK-M20C	M20C	EE3010	**125.78**
391-1801-032	M30/31	MM55822	**46.36**
CSK-M30C/M31C	M30/31	EE3020	**126.62**
CSK-M50C	M50/51	EE3032	**57.93**
391-1801-063	M50/51	MM55842	**55.97**
391-1802-143	M75/76	MM55885	**47.80**
CSK-M315	M315	EE3029	**101.62**
CSK-M330	M330	EE3030	**116.34**
CSK-M330C	M330	EE3031	**181.52**
391-1801-115	M350	EE3034	**127.47**
CSK-M350C	M350	EE3033	**111.24**
CSK-M365	M365	EE3035	**163.45**
391-1801-304	M5	9719695	**86.18**
8301-023-Q1N	PGM511	9717396	**39.10**
M511-SKIVV/LG	PGM511	97366493	**73.32**
M511-SKIVV/MG	PGM511	97366497	**40.73**

Part Number	Series	Our Sequence Number	Price Per Piece
Shaft Seals Metal Clad Pumps			
391-2883-048	P15H	975940	**$7.74**
391-2883-055	- - - -	- - - - -	**....**
391-2883-052	P37X	975945	**19.15**
391-2883-058	P20A	975947	**2.93**
391-2883-107	P20C	975957	**13.64**
391-2883-058	P30/31	975947	**2.93**
391-2883-107	P30/31	975957	**13.64**
391-2883-103	P50/51	975955	**8.13**
391-2883-133	P50/51	975966	**15.00**
391-2883-052	P75/76	975945	**19.15**
391-2883-151	P315	975969	**5.79**
391-2883-058	P330	975947	**2.93**
391-2883-103	P350	975955	**8.13**
391-2883-052	P365	975945	**19.15**
391-2883-178	P5	9736693	**10.91**
391-2881-181	P11	9736699	**2.61**
8301-019-00K	PGP511	9717395	**5.84**
9352-061-00T	PGP511	9717394	**5.42**
391-2883-058	P17	975947	**2.93**
Shaft Seals Metal Clad Motors			
391-2883-096	M25X	975953	**$30.44**
391-2883-094	M37X	975952	**37.16**
391-2883-119	M20A	975962	**31.57**
391-2883-126	M20C	975964	**75.03**
391-2883-119	M30/31	975962	**31.57**
391-2883-126	M30/31	975964	**75.03**
391-2883-186	M50/51	984056	**31.46**
391-2883-115	M50/51	975959	**42.28**
391-2883-094	M75/76	975952	**37.16**
391-2883-119	M330	975962	**31.57**
391-2883-126	M330	975964	**75.03**
391-2883-115	M350	975959	**42.28**
391-2883-186	M350	984056	**31.46**
391-2883-094	M365	975952	**37.16**

Part Number	Series	Our Sequence Number	Price Per Piece
Wear Plates Two Required Per Section			
391-2185-907	P15H	975820	**$66.48**
391-2185-912	P25X	975822	**35.77**
391-2185-909	P37X	975821	**27.77**
391-2185-913	P20A	975823	**47.43**
391-2185-913	P20C	975823	**47.43**
391-2185-913	P30/31	975823	**47.43**
391-2185-913	P30/31	975823	**47.43**
391-2185-912	P50/51	975822	**35.77**
391-2185-912	P50/51	975822	**35.77**
391-2185-920	P75/76	975824	**85.11**
391-2185-963	P315	975830	**34.99**
391-2185-956	P330	975828	**30.93**
391-2185-957	P350	975829	**55.10**
391-2185-955	P365	975827	**150.30**
Roller Bearings Four Required Per Section			
391-0381-062	M15H	975757	**$17.32**
391-0381-059	M25X	975759	**22.64**
391-0381-060	M37X	975758	**20.74**
391-0381-068	M20A	975760	**18.73**
391-0381-068	M20C	975760	**18.73**
391-0381-068	M30/31	975760	**18.73**
391-0381-068	M30/31	975760	**18.73**
391-0381-059	M50/51	975759	**22.64**
391-0381-059	M50/51	975759	**22.64**
391-0381-060	M75/76	975758	**20.74**
391-0482-195	M315	975778	**6.00**
391-0482-306	M330	975779	**20.34**
391-0482-306	M330	975779	**20.34**
391-0482-308	M350	975781	**....**
391-0482-308	M350	975781	**14.32**
391-0482-307	M365	975780	**22.42**
Lip Seals Motor			
391-2883-184	M5	9736645	**15.97**
391-2883-185Z hi	M11	9736647	**12.93**
8301-020-00M	PGM511	97366485	**....**
335-0900-748	PGM511	97366486	**....**
9411-601-00N	PGM511	9717393	**9.15**
9411-601-00N	PGM511	9736648	**....**

ASK FOR QUANTITY DISCOUNT ***Prices subject to change without notice.***

BAUM HYDRAULICS CORPORATION

1-800-228-9222 / e-mail: sales@baumhydraulics.com

Fax: 1-800-832-2522 / www.baumhydraulics.com / © Baum Hydraulics Corporation

PUMP AND MOTOR SEAL KITS

Part Number	For Series	Our Sequence Number	Price Per Piece
GRESEN VALVE SEAL KITS			
K-2001A	SP-SPK 1 Spool	EE2420	**$1.24**
K-2002B	SP-SPK 2 Spool	EE2422	**1.70**
K-2003A	SP-SPK 3 Spool	EE2423	**1.90**
K-3001C	300-400	EE24995	**8.43**
K-6005	V20 RC Cyl. Port Seal Kit	EE2270	**4.42**
K-6006C	WC Main Relief Seal Kit	EE2271	**0.91**
K-6027A	V20 Per Spool	EE2330	**10.47**
K-6121B	V20 Seal Kit	EE2365	**1.11**
K-6028C	6721 Float Section Seals	EE2331	**11.48**
K-6074	V20 Seal Kit Solenoid Adapter	EE2350	**0.89**
K-6077	V20 Seal Kit Solenoid Valve Cart.	EE2360	**1.07**
K-6184	V20 Seal Kit Solenoid Bldg. Valve	EE2370	**1.45**
K-7001B	25P Per Spool	EE2372	**1.53**
K-7501	V30 Per Spool	362762	**....**
K-12500	V50 Per Spool	EE2385	**3.87**
K-12010	V70 Per Spool	362922	**53.56**
K-13001A	S50 Seal & Snap Ring	EE2388	**0.31**
K-14001A	S75 & DS75 Seal & Snap Ring	EE2389	**1.02**
K-15001A	S100 Seal & Snap Ring	EE2390	**0.77**
K-19003	WH Relief Seals	EE2400	**0.92**
K-19005	RP51 Relief Seals	EE2404	**2.19**
K-6061	V20 Pressure Detent Seals	362750	**14.33**
K-28078	25P-42 Seal Kit PSI Reducing	EE2499	**1.74**
K-27004	WH Relief Seals	EE2498	**2.01**
K-12011	V70 Section Seals	EE2380	**0.25**
GRESEN PUMP SEAL KITS			
K-8002B	TB Pump	362780	**115.01**
K-9003F	TC Pump	362840	**155.32**
K-10002F	DCB Pump	362900	**180.14**
PRINCE PUMP SEALS KITS			
PMCK-PMHP10	Hand Pump	EE2145	**40.49**
PMCK-PTO-1	HCI Pump	100725	**....**
PMCK-PTO-1A	HCI Pump with 3 Ports	100724	**108.45**
TRW ROSS MOTOR SEAL KITS			
SK000090	MG-MF,MK	708674	**78.07**
- - - - -	**- - - - -**	**- - - - -**	....
SK000092	MB-ME	708678	**106.99**
SK000093	MB-ME Viton Seal	708680	**193.74**
SK000183	Same as Nikols 2263	7086781	**147.00**
CROSS VALVE SEAL KITS			
2V0001	CA1 1 Spool	725504	**....**
2V0002	CA2 2 Spool	EE2100	**2.35**
2V0008	BA1 1 Spool	EE2112	**4.85**
2V0009	BA2 2 Spool	EE2114	**5.73**
2V0010	BA3 3 Spool	EE2116	**6.89**
SUNDSTRAND PUMP & MOTOR SHAFT SEAL KITS			
9008000-7505	15 Pump	BB0005	**8.65**
9008000-7506	15 Motor	BB0015	**....**
9008000-9004	18 Motor	BB0025	**56.48**
9510189	20-21-22	BB0030	**185.13**
9510190	23	BB0035	**188.65**
SUNDSTRAND PUMP & MOTOR OVERHAUL SEAL & GASKET KITS			
9510354-0001	15 Pump	BB0040	**133.30**
9510354-003	15 Motor	BB0045	**32.92**
9510355-003	18 Pump	BB0050	**390.30**
9510355-0001	18 Motor	BB0055	**111.81**
9510224	20 Pump	BB0060	**45.29**
9510225	20 Motor	BB0065	**20.75**
9510227	21 Pump	BB0070	**45.29**
9510228	21 Motor	BB0075	**26.66**
9510230	22 Pump	BB0080	**62.21**
9510231R	22 Motor	BB0085	**57.76**
9510233	23 Pump	BB0090	**122.07**
9510234	23 Motor	BB0095	**26.66**

INDIVIDUAL SEALS SOLD IN G SECTION OF CATALOG

PLEASE TELL US OTHER SEAL KITS OR SEALS OR SNAP RINGS OR CABLES YOU NEED! SEND US A SAMPLE KIT OR A SAMPLE OF WORN PARTS AND WE WILL SUPPLY THEM. WE HAVE THEM IN STOCK AND CAN SHIP AT ONCE.

Part Number	For Series	Our Sequence Number	Price Per Piece
EATON PUMP & MOTOR SHAFT SEAL KITS			
990231	39 to 54	BB0505	**$376.56**
990195	76	BB0510	**364.70**
93955 C/R	7	BB0515	**15.23**
93895 C/R	7 Control Shaft	BB0525	**11.43**
92999 C/R (2)	11 Control Shaft	BB0530	**4.70**
EATON PUMP & MOTOR OVERHAUL SEAL KITS			
990088	39 Pump	BB0700	**201.82**
990089	46 Pump	BB0705	**201.82**
990090	54 Pump	BB0710	**276.45**
990091	76 Pump	BB0715	**201.82**
990092	39 Motor	BB0720	**140.78**
990093	46 Motor	BB0725	**235.47**
990094	54 Motor	BB0730	**140.78**
990095	76 Motor	BB0735	**159.81**
CHAR-LYNN MOTOR SEAL KITS			
60580	Sealkit for Char-Lynn J Series Motors	BB10276	**114.61**
60036	H (Old) -005	BB1005	**59.35**
60023	H-007	BB1010	**75.87**
60042	S-006, S-005	BB1015	**98.17**
60026	S-007	BB1020	**78.10**
60533	S-008	BB1025	**73.00**
61252	2000-002, 3, 4, 5	BB1030	**123.22**
61236	4000-004 Shaft Seals	BB1035	**64.37**
61234	4000-004, 6 Rear Seals	BB1040	**52.73**
61281	4000-006	BB1042	**131.40**
61104	6000-002, 3, 4 Shaft Seals	BB1045	**117.11**
61105	6000-002, 3, 4 Rear Seals	BB1050	**41.21**
6406	10,000 Shaft Seals	BB1055	**90.58**
6405	10,000 Rear Seals	BB1060	**50.33**
61237	6000-005, 6 Shaft Seals	BB1031	**80.52**
61258	2000-006	BB1032	**123.54**
61238	6000-005, 6 Rear Seals	BB1043	**57.30**
60539	S-009, S-010	BB1026	**89.76**
60540	H-008, 009, A-001, A-002, A-003	BB1027	**83.48**
60564	S-011, R-002, T-001	BB10275	**107.97**
61002	4000-003 Rear Seals	BB1028	**29.92**
61004	4000-003 Front Seals	BB1029	**70.29**
64418	211-212 P/S w/o Intregal Column	BB1053	**85.09**
21122	S101, 207-XXXX-006	MM05022	**5.21**
5241	1060 Valve Seals	MM05021	**5.19**
9057-001	Pressure Seal for H-007	824030	**20.92**
9057-009	Shaft Seal for 2000-006	824032	**55.60**
9057-014	Pressure Seal for 22000-002 FL	**- - - - -**	....
9121-002	Dust Seal for Small Motors	824036	**15.30**
9900101-000	Seal Kit S012 S Series	BB1065	**94.17**

The prefix of Char-Lynn Motors part number indicate the series and the suffix indicates the design number

"2000" Series Motor has 104 & 105-XXX-OOX Part Number
"4000" Series Motor has 109 & 110 & 111-XXX-OOX Part Number
"6000" Series Motor has 112 & 113 & 114-XXX-OOX Part Number
"10000" Series Motor has 119 & 120 & 121-XXX-OOX Part Number
"H" Series Motor has 101-XXX-OOX Part Number
"S" Series Motor has 103-XXX-OOX Part Number
"A" Series Motor has 130-XXX-OOX Part Number
"R" Series Motor has 146-XXX-OOX Part Number
"T" Series Motor has 158-XXX-OOX Part Number

CESSNA PUMP SHAFT SEAL KITS			
20200-154	24200	824001	**17.24**
21070-85	24500	824005	**11.25**
15147-281	24000	824009	**10.28**
16232-16	74111, 74118, 74600	824021	**25.95**
84-7235	70422, 70423, 70252, 74418 PPV248, MF204/248	824023	**17.26**
16253-16	70142, PPV124, 74600 DBL	824025	**14.87**
16232-22	70523, PCPFC421	824027	**46.15**
84-7641	74704, ME878	**- - - - -**	.....
WHITE MOTOR SEAL KITS			
PS222001	RS Motor mfg. prior 1988	724080	**....**
PS222002	RS Motor mfg. after 1988	7240805	**....**
PE444001	RE Motor mfg. prior 1988	724081	**....**
PE444002	RE Motor mfg. after 1988	724077	**....**
500444112B	RE Motor mfg. after 2007	724082	**....**

Prices subject to change without notice. **ASK FOR QUANTITY DISCOUNT**

PRINCE GEAR PUMPS
HIGH SPEED - HIGH PRESSURE

FIRST: Pick the flange type you need looking across drawing below.
SECOND: Pick either splined or round shaft under your drawing.
THIRD: Pick out your High Performance Pump that fits your need in the chart below.



2 BOLT TYPE A
3-1/4" Round Pilot
4-3/16" Bolt Circle

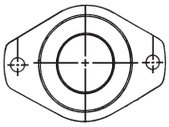

2 BOLT TYPE B
4" Round Pilot
5-3/4" Bolt Circle

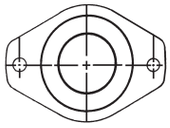

Pump With ROUND Shaft Part Number	Our Sequence Number	Price Per Piece	Gear Width Inches	Max. Speed RPM	Port Size & Type & Location	Max. Pressure PSI	Cubic Inch Per Revolution	Gallons Output & Horsepower Required at 2000 PSI — 1200 RPM — GPM Output	HP Input	— 1800 RPM — GPM Output	HP Input
2A 5/8 RD - CCW											
SP20A8A9H2L	100614	**$363.91**	.43	4000	12S10S-S	3000	.49	2.5	3.3	3.8	4.9
SP20A9A9H2L	100622	**363.91**	.48	4000	12S10S-S	3000	.55	2.9	3.8	4.4	5.7
SP20A11A9H2L	100630	**363.91**	.59	4000	12S10S-S	3000	.67	3.5	4.6	5.3	6.9
SP20A14A9H2L	100638	**369.60**	.75	4000	12S10S-S	3000	.85	4.4	5.7	6.6	8.6
SP20A16A9H2L	100646	**369.60**	.86	4000	12S10S-S	3000	.98	5.0	6.5	7.5	9.8
SP20A20A9H2L	100654	**403.65**	1.07	3500	16S12S-S	3000	1.22	6.4	8.3	9.6	12.5
SP20A23A9H2L	100662	**407.27**	1.23	3500	16S12S-S	3000	1.40	7.3	9.5	11.0	14.3
SP20A27A9H2L	100670	**402.02**	1.45	3500	16S12S-S	3000	1.65	8.5	11.1	12.8	16.6
2A 5/8 x 9 SPL. - CW											
SP20A8A9H9R	100616	**$363.91**	.43	4000	12S10S-S	3000	.49	2.5	3.3	3.8	4.9
SP20A9A9H9R	100624	**363.91**	.48	4000	12S10S-S	3000	.55	2.9	3.8	4.4	5.7
SP20A11A9H9R	100632	**363.91**	.59	4000	12S10S-S	3000	.67	3.5	4.6	5.3	6.9
SP20A14A9H9R	100640	**369.60**	.75	4000	12S10S-S	3000	.85	4.4	5.7	6.6	8.6
SP20A16A9H9R	100648	**407.29**	.86	4000	12S10S-S	3000	.98	5.0	6.5	7.5	9.8
SP20A20A9H9R	100656	**391.90**	1.07	3500	16S12S-S	3000	1.22	6.4	8.3	9.6	12.5
SP20A23A9H9R	100664	**395.40**	1.23	3500	16S12S-S	3000	1.40	7.3	9.5	11.0	14.3
SP20A27A9H9R	100672	**402.02**	1.45	3500	16S12S-S	3000	1.65	8.5	11.1	12.8	16.6

DATA SHOWN MAY VARY WITH SPECIFIC UNIT AND TYPE OF OIL USED AND TEMPERATURE.

PRINCE PUMPS



HCI PUMPS - Features include self-adjusting wear plate, run-fitted aluminum body, roller bearings, internal spline with thru-drive feature, high-tensile cast iron end plates. Measures 8-3/4" high, 6-1/2" wide, and 6" deep. Use FLR215-9LDNH (10 micron) filter and DVLR-64 relief valve.

PUMP APPLICATIONS - Aluminum PTO pumps for slow speed applications. Cast iron PTO pumps for motor/ high speed applications

HCI Part Number	Max. RPM	GPM at 2000 PSI at Max. RPM	HP Input at 2000 PSI	O-Ring Inlet	O-Ring Outlet	Recommended Hose Size (inch) Inlet	Outlet
With 1-5/16" O-Ring Thread Inlet and 1-1/16" O-Ring Thread Outlet							
HC-PTO-1A	540	21.0	32.1	1-5/16	1-1/16	1-1/4	3/4
HC-PTO-2A	540	11.4	18.1	1-5/16	1-1/16	1	3/4
HC-PTO-7A	540	7.4	11.9	1-5/16	1-1/16	1	3/4
HC-PTO-3A	1000	22.4	34.3	1-5/16	1-1/16	1-1/4	3/4
HC-P-K11	1000	40.0	58.8	1-5/8	1-5/16	2	1

Pipe Thread Part Number	Internal Splined Shaft		Our Sequence Number	Price Per Piece
ALUMINUM HYDRAULIC PTO PUMPS				
HC-PTO-1A	1-3/8	6 spline	100710	**$914.21**
HC-PTO-2A	1-3/8	6 spline	100712	**708.75**
HC-PTO-7A	1-3/8	6 spline	100718	**780.82**
HC-PTO-3A	1-3/8	21 spline	100714	**1012.02**
HC-P-K11	1-3/8	21 spline	100720	**1019.48**
CAST IRON HYDRAULIC PTO PUMPS				
HC-PTO-1AC	1-3/8	6 spline	100711	**1195.14**
HC-PT0-2AC	1-3/8	6 spline	100713	**994.46**
HC-P-K11C	1-3/8	21 spline	100719	**1144.70**
PMCK-PTO-1A	Seal Kit for 3 port pump		100724	**74.56**

WARNING - IMPORTANT

PUMPS REQUIRE LARGE SEPARATE DVLR-64 **RELIEF VALVE** with 3/4 inch ports. Relief valves with 1/2 inch ports and relief valves built into control valves **ARE NOT LARGE ENOUGH**

Pumps require **WIRE REINFORCED SUCTION HOSE** that will not collapse, of 1-1/4" or 1-1/2" size.

Put Filter in **RETURN LINE BETWEEN CONTROL VALVE AND TANK**. Use 12 gallon tank for HC-PTO-2A and HP-PTO-7A. Use 20 gallon tank for HC-PTO-1A and HC-PTO-3A.

HOW TO SELECT A PUMP

Enter the chart below with the speed, revolutions per minute (RPM) at which you wish to operate your pump. The figures beside each of the pump sizes indicate the gallons per minute (GPM) output and the horsepower required from each size at that speed.

Example: You want to run your pump at 540 RPM and you desire about 21 GPM output. Enter the chart with 540 RPM and look down to 21 GPM output. A number HC-PTO-1A pump will produce 21 GPM output at 540 RPM at 2000 PSI pressure.

Be sure this GPM output is enough to operate your motor at the speed desired.

PUMP PERFORMANCE DATA

Gallons Per Minute Output and Horsepower
Required for These Pumps at Max. PSI Pump Pressure
2000 PSI HCI HYDRAULIC COMPONENT PUMPS

Pump Number	Gallons Output & Horsepower Required at 2000 PSI — 540 RPM — GPM Output	HP Input	— 1000 RPM — GPM Output	HP Input
HC-PTO-1A	21.0	32.1		
HC-PTO-2A	11.4	18.1		
HC-PTO-7A	7.1	11.9		
HC-PTO-3A			22.4	34.3

SPECIFICATIONS

Pump Number	Maximum Speed RPM	Maximum Pressure PSI
HC-PTO-1A	540	2250
HC-PTO-2A	540	2250
HC-PTO-7A	540	2250
HC-PTO-3A	1000	2250

GRESEN HYDRAULIC VANE PUMPS

IMPORTANT: Relief Valve Required.
Hydraulic relief valves must be used with all vane type pumps.

Pump Number	Wt. Lbs.	Our Sequence Number	Price Per Piece
TB6-75-50K-CCW	11	343050	**$717.75**
TB9-100-75K-CCW	11	343080	**877.25**
TB12-100-75K-CCW	11	343100	**826.38**
TC12-125-75B-CCW	16-1/2	343130	**827.86**
TC16-125-100B-CCW	16-1/2	343150	**1501.49**
TC20-125-100B-CCW	16-1/2	343160	**809.38**
TC24-125-100B-CCW	16-1/2	343170	**1501.58**

ASK FOR QUANTITY DISCOUNT *Prices subject to change without notice.*

BAUM HYDRAULICS CORPORATION
1-800-228-9222 / e-mail: sales@baumhydraulics.com
Fax: 1-800-832-2522 / www.baumhydraulics.com / © Baum Hydraulics Corporation

TIE ROD CYLINDERS

DH SERIES

Designed for higher pressure systems, the DH features upgraded castings and heavu duty seals to assure peak performance and long and dependable service.

FEATURES:

* 3000 psi working pressure - see chart
* SAE ports - 9/16-18 on 2” & 2-1/2” bore, 3/4-16 on 3” bore & up
* 1” pins - hardened steel on 3” bore & up

Description	Bore	Stroke	Rod Dia.	Closed Center	**	Sequence Number	Price
208DH-ASAE	2	8	1.06	20.25	3000		CALL
210DH	2	10	1.06	20.25	3000	100810	344.40
212DH	2	12	1.06	22.25	3000	100868	370.48
214DH	2	14	1.06	24.25	3000	100930	381.09
216DH	2	16	1.12	26.25	3000		CALL
218DH	2	18	1.12	28.25	3000	101058	406.89
220DH	2	20	1.12	30.25	3000	101124	417.37
224DH	2	24	1.12	34.25	2370	101186	444.19
230DH	2	30	1.12	40.25	1630	101196	469.08
2508DH-ASAE	2-1/2	8	1.25	20.25	3000	101254	336.63
2510DH	2-1/2	10	1.25	20.25	3000	101318	384.95
2512DH	2-1/2	12	1.25	22.25	3000	101380	391.81
2514DH	2-1/2	14	1.25	24.25	3000	101388	409.12
2516DH	2-1/2	16	1.5	26.25	3000		CALL
2518DH	2-1/2	18	1.25	28.25	3000	101510	435.45
2520DH	2-1/2	20	1.25	30.25	3000	101570	447.42
2524DH	2-1/2	24	1.25	34.25	2320	101634	477.90
2530DH	2-1/2	30	1.25	40.25	1590	101644	515.96
308DH-ASAE	3	8	1.25	20.25	3000	101700	427.30
310DH	3	10	1.25	20.25	3000	101823	471.11
312DH	3	12	1.25	22.25	3000	101828	451.74
314DH	3	14	1.50	24.25	3000	101890	500.99
316DH-ASAE	3	16	1.50	31.50	3000		CALL
318DH	3	18	1.50	28.25	3000	102020	484.09
320DH	3	20	1.50	30.25	3000	102086	543.31
324DH	3	24	1.50	34.25	3000	102148	544.09
330DH	3	30	1.50	40.25	2280	102212	632.42
336DH	3	36	1.50	46.25	1660	102276	623.42
3508DH-ASAE	3-1/2	8	1.25	20.25	3000	102342	508.92
3510DH	3-1/2	10	1.25	20.25	3000	102410	520.93
3512DH	3-1/2	12	1.50	22.25	3000	102468	519.76
3514DH	3-1/2	14	1.50	24.25	3000	102478	507.79
3516DH-ASAE	3-1/2	16	1.50	31.50	3000	102532	614.96
3518DH	3-1/2	18	1.50	28.25	3000	102596	433.87
3520DH	3-1/2	20	1.75	30.25	3000	102660	654.10
3524DH	3-1/2	24	1.75	34.25	3000		CALL
3530DH	3-1/2	30	1.75	40.25	3000	102736	567.38
3536DH	3-1/2	36	1.75	46.25	2240	102788	558.48
408DH-ASAE	4	8	1.25	20.25	3000	102906	547.74
410DH	4	10	1.50	20.62	3000	102922	616.29
412DH	4	12	1.50	22.62	3000	102984	702.65
414DH	4	14	1.50	24.62	3000	103056	620.53
416DH-ASAE	4	16	2.00	31.50	3000	103140	773.70
418DH	4	18	2.00	28.62	3000	103150	676.38
420DH	4	20	2.00	30.62	3000		CALL
424DH	4	24	2.00	34.62	3000	103240	878.65
430DH	4	30	2.00	40.62	3000	103300	933.23
436DH	4	36	2.00	46.62	2910		CALL

PRINCE HYDRAULIC CYLINDERS

TIE ROD TYPE Max. Pressure - 3000 PSI

PRINCE 16", except 33616, 10716, 10816, 5416, 8316, 5516, and 5616 are 31-1/2" centers ASAE standard length.
PRINCE 33616, 10716, and 10816 cylinders are 26-1/4" centers short length.

PRINCE - Tie Rod Type 3/4" O-Ring Ports & 1" Clevis Pins; except C400's have 1-1/4" Clevis Pins & 5" have 7/8" O-Ring Ports & 1-1/4" Clevis Pins



Implement	Recommended Minimum Bore
2 bottom plow	3"
3 bottom plow	3"
4 bottom plow	3-1/2"
5 bottom plow	4"
10' disk	3"
12' disk	3"
14' disk	3-1/2"

Implement	Recommended Minimum Bore
10' chisel	3"
14' chisel	3-1/2"
16' chisel	4"
10' one-way	3"
12' one-way	3-1/2"
15' one-way	4"

Chromed piston rod will operate at **full pressure through 16" stroke.** For longer than 16" stroke, check with Prince engineering department.

TIE ROD TYPE Max. Pressure - 3000 PSI

Size Inches Bore x Stroke	Distance Inches Center to Center Clevis Pins Cylinder Retracted	Wt. Lbs.	Prince Tie-Rod Cylinder Number	Shaft Diam. Inches	Our Sequence Number	Price Per Piece
2 x 4	14-1/2	18	**B200040ABAAA07B**	1	100739	**$306.13**
2 x 6	16-1/4	19	**B200060ABAAA07B**	1	100748	**Call**
2 x 8	20-1/4	20	**A200080ABAAA07B**	1-1/8	100758	**346.47**
2 x 10	20-1/4	21	**B200100ABAAA07B**	1-1/16	100810	**340.26**
2 x 12	22-1/4	25	**B200120ABAAA07B**	1-1/8	100868	**345.43**
2 x 14	24-1/4	26	**B200140ABAAA07B**	1-1/8	100930	**350.60**
2 x 16	31-1/2	28	**A200160ABAAA07B**	1-1/8	100994	**....**
2 x 18	28-1/4	29	**B200180ABAAA07B**	1-1/8	101058	**377.49**
2 x 20	30-1/4	31	**B200200ABAAA07B**	1-1/8	101124	**387.83**
2 x 24	34-1/4	35	**B200240ABAAA07B**	1-1/8	101186	**414.72**
2 x 30	40-1/4	39	**B200300ABAAA07B**	1-1/8	101196	**402.36**
2-1/2 x 6	16-1/4	22	**B250060ABAAA07B**	1-1/4	101232	**290.20**
2-1/2 x 8	20-1/4	25	**A250080ABAAA07B**	1-1/4	101254	**326.69**
2-1/2x10	20-1/4	26	**B250100ABAAA07B**	1-1/4	101318	**377.49**
2-1/2x12	22-1/4	27	**B250120ABAAA07B**	1-1/4	101380	**387.83**
2-1/2x14	24-1/4	29	**B250140ABAAA07B**	1-1/4	101388	**334.99**
2-1/2x16	31-1/2	33	**A250160ABAAA07B**	1-1/4	101444	**425.07**
2-1/2x18	28-1/4	34	**B250180ABAAA07B**	1-1/4	101510	**438.51**
2-1/2x20	30-1/4	36	**B250200ABAAA07B**	1-1/4	101570	**454.02**
2-1/2x24	34-1/4	39	**B250240ABAAA07B**	1-1/4	101634	**488.15**
2-1/2x30	40-1/4	44	**B250300ABAAA07B**	1-1/4	101644	**535.73**
3 x 6	16-1/4	24	**B300060ABAAA07B**	1-3/8	101654	**369.22**
3 x 8	20-1/4	29	**A300080ABAAA07B**	1-3/8	101700	**387.83**
3 x 10	20-1/4	32	**B300100ABAAA07B**	1-1/4	101823	**393.01**
3 x 12	22-1/4	33	**B300120ABAAA07B**	1-3/8	101828	**411.62**
3 x 14	24-1/4	35	**B300140ABAAA07B**	1-3/8	101890	**430.24**
3 x 16	31-1/2	39	**A300160ABAAA07B**	1-3/8	101956	**385.75**
3 x 16	26-1/4	29	**B300160ABAAA07B**	1-3/8	101920	**448.85**
3 x 18	28-1/4	42	**B300180ABAAA07B**	1-1/2	102020	**398.67**
3 x 20	30-1/4	45	**B300200ABAAA07B**	1-3/8	102086	**488.15**
3 x 24	34-1/4	47	**B300240ABAAA07B**	1-1/2	102148	**533.66**
3 x 30	40-1/4	63	**B300300ABAAA07B**	1-3/8	102212	**607.09**
3 x 36	46-1/2	61	**B300360ABAAA07B**	1-3/8	102276	**587.75**
3 x 48	58-1/4	66	**B300480ABAAA07B**	1-3/8	102286	**630.46**
3-1/2x8	20-1/4	31	**A350080ABAAA07B**	1-1/4	102342	**445.75**
3-1/2x10	20-1/4	36	**B350100ABAAA07B**	1-3/8	102410	**445.75**
3-1/2x12	22-1/4	38	**B350120ABAAA07B**	1-3/8	102468	**507.80**

Size Inches Bore x Stroke	Distance Inches Center to Center Clevis Pins Cylinder Retracted	Wt. Lbs.	Prince Tie-Rod Cylinder Number	Shaft Diam. Inches	Our Sequence Number	Price Per Piece
3-1/2x14	24-1/4	41	**B350140ABAAA07B**	1-3/8	102478	**$351.60**
3-1/2x16	31-1/2	46	**A350160ABAAA07B**	1-3/8	102532	**504.70**
3-1/2x16	26-1/4	33	**B350160ABAAA07B**	1-3/8	102526	**414.01**
3-1/2x18	28-1/4	47	**B350180ABAAA07B**	1-3/8	102596	**433.87**
3-1/2x20	30-1/4	49	**B350200ABAAA07B**	1-3/8	102660	**547.10**
3-1/2x24	34-1/4	54	**B350240ABAAA07B**	1-3/8	102726	**532.48**
3-1/2x30	40-1/4	64	**B350300ABAAA07B**	1-3/8	102736	**567.38**
3-1/2x36	46-1/4	66	**B350360ABAAA07B**	1-3/8	102788	**558.48**
3-1/2x48	58-1/4	73	**B350480ABAAA07B**	1-3/8	102798	**687.45**
4 x 8	20-1/4	45	**A400080ABAAA07B**	1-3/4	102906	**538.83**
4 x 8	20-1/4	48	**C400080ABDDA03B**	2	102903	**439.44**
4 x 10	20-1/4	48	**B400100ABAAA07B**	1-1/2	102922	**562.62**
4 x 12	22-1/4	49	**B400120ABAAA07B**	1-3/4	102984	**591.58**
4 x 14	24-1/4	51	**B400140ABAAA07B**	1-3/4	103056	**620.53**
4 x 16	31-1/2	61	**A400160ABACA07B**	1-3/4	103140	**620.53**
4 x 16	26-1/4	48	**B400160ABACA07B**	1-3/4	103137	**647.42**
4 x 16	31-1/2	64	**C400160ABDDA07B**	2	103139	**602.95**
4 x 18	28-1/4	62	**B400180ABACA07B**	1-3/4	103150	**676.38**
4 x 20	30-1/4	72	**B400200ABACA07B**	1-3/4	103174	**629.38**
4 x 24	34-1/4	74	**B400240ABACA07B**	1-3/4	103240	**747.74**
4 x 24	36-1/4	77	**C400240ABDDA03B**	2	103235	**662.32**
4 x 30	40-1/4	77	**B400300ABACA07B**	1-3/4	103300	**832.55**
4 x 36	46-1/4	83	**B400360ABACA07B**	1-3/4	103366	**875.99**
4 x 48	58-1/4	109	**B400480ABACA07B**	1-3/4	103430	**808.33**
5 x 8	20-1/4	67	**B500080ACDDA07B**	2	103490	**745.68**
5 x 12	24-1/4	75	**B500120ACDDA07B**	2	103499	**772.57**
5 x 14	26-1/4	80	**B500140ACDDA07B**	2	103510	**698.93**
5 x 16	31-1/2	84	**A500160ACDDA07B**	2	103521	**885.30**
5 x 18	30-1/4	90	**B500180ACDDA07B**	2	1035224	**1001.75**
5 x 20	32-1/4	95	**B500200ACDDA07B**	2	103524	**941.14**
5 x 24	36-1/4	104	**B500240ACDDA07B**	2	103528	**877.63**
5 x 30	42-1/4	108	**B500300ACDDA07B**	2	103534	**1085.94**
5 x 36	48-1/4	118	**B500360ACDDA07B**	2	103540	**1092.65**
5 x 48	60-1/4	161	**B500480ACDDA07B**	2	103549	**1242.21**

ASK FOR QUANTITY DISCOUNT *Prices subject to change without notice.*

 © Baum Hydraulics Corporation

PRINCE WOLVERINE® By Prince Manufacturing

CYLINDERS
2500 PSI Tie-Rod Cylinders

Model	Bore X Stroke	Retract	Rod Dia.	Column Load (LBS)/PSI*	Sequence #	Price
W300040-S	3 X 4	14.25	1.25	FULL PSI		CALL
W300060-S	3 X 6	16.25	1.25	FULL PSI		CALL
W300080-S	3 X 8	18.25	1.25	FULL PSI		CALL
V300080-S	3 X 8	20.25	1.25	FULL PSI		CALL
W300100-S	3 X 10	20.25	1.25	FULL PSI	097981	265.32
W300120-S	3 X 12	22.25	1.25	FULL PSI	097986	280.31
W300140-S	3 X 14	24.25	1.25	FULL PSI	097991	286.08
W300160-S	3 X 16	26.25	1.25	FULL PSI	097996	313.77
V300160-S	3 X 16	31.50	1.5	FULL PSI		CALL
W300180-S	3 X 18	28.25	1.5	FULL PSI	098001	347.22
W300200-S	3 X 20	30.25	1.5	FULL PSI	098006	351.84
W300240-S	3 X 24	34.25	1.5	FULL PSI	098011	377.21
W300300-S	3 X 30	40.25	1.5	12,150 LB / 1,720 PSI*	098016	505.26
W300360-S	3 X 36	46.25	1.5	12,150 LB / 1,720 PSI*	098021	489.39
W350060-S	3.5 X 6	16.25	1.25	FULL PSI		CALL
W350080-S	3.5 X 8	18.25	1.25	FULL PSI		CALL
V350080-S	3.5 X 8	20.25	1.25	FULL PSI		CALL
W350100-S	3.5 X 10	20.25	1.25	FULL PSI	098026	327.61
W350120-S	3.5 X 12	22.25	1.25	FULL PSI	098031	350.68
W350140-S	3.5 X 14	24.25	1.25	FULL PSI	098036	386.44
W350160-S	3.5 X 16	26.25	1.25	17,000 LB / 1,760 PSI*	098041	385.29
V350160-S	3.5 X 16	31.50	1.5	FULL PSI	097841	440.94
W350180-S	3.5 X 18	28.25	1.25	14,000 LB / 1,450 PSI*	098046	404.90
W350200-S	3.5 X 20	30.25	1.5	FULL PSI	098051	330.17
W350240-S	3.5 X 24	34.25	1.5	18,000 LB / 1,870 PSI*	098056	562.94
W350300-S	3.5 X 30	40.25	1.5	12,000 / 1,250 PSI	098061	568.47
W350360-S	3.5 X 36	46.25	1.5	9,000 / 940 PSI		CALL
W400040-S	4.0 X 4	14.25	1.5	FULL PSI		CALL
W400080-S	4.0 X 8	18.25	1.5	FULL PSI		CALL
V400080-S	4.0 X 8	20.25	1.5	FULL PSI		CALL
W400100-S	4.0 X 10	20.25	1.5	FULL PSI	098071	380.67
W400120-S	4.0 X 12	22.25	1.5	FULL PSI	098076	401.44
W400140-S	4.0 X 14	24.25	1.5	FULL PSI	098081	441.81
W400160-S	4.0 X 16	26.25	1.5	FULL PSI	098086	464.88
V400160-S	4.0 X 16	31.50	2	FULL PSI	097846	511.03
W400180-S	4.0 X 18	28.25	1.5	30,000 LB / 2,380 PSI*	098091	486.80
W400200-S	4.0 X 20	30.25	1.5	25,000 LB / 2,150	098096	393.24
W400240-S	4.0 X 24	34.25	2	FULL PSI	098101	605.62
W400300-S	4.0 X 30	40.25	2	FULL PSI	098106	634.10
W400360-S	4.0 X 36	46.25	2	27,000 LB / 2,150 PSI*	098111	805.18

UNIVERSAL SEAL KITS		
PART #	DESCRIPTION	PRICE
PMCK-WW2000	2 BORE	CALL
PMCK-WW2500	2.5 BORE	CALL
PMCK-WW3000	3 BORE	CALL
PMCK-WW3500	3.5 BORE	CALL
PMCK-WW4000	4 BORE	CALL

* These models have a column load restriction that limits the manimum push load that the cylinder can safely operate at.

* NOTE: V models are built to ASAE retract dimensions. The “B” dimension shown in the chart will be 2.00 inches longer for 8.0 inch stroke V models and will be 5.25 inches longer for 16.0 inch stroke V models. Also, Model V300160, V350160, & V400160 will have a 1.25 pin.

BAUM SNOW PLOW CYLINDERS

Single-Acting Displacement Cylinders with Pinhole in Shaft & Butt End

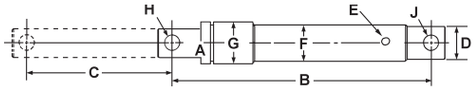



E = 1/4" Female Pipe

Cylinder Part Number	Bore Size Inches		C Stroke Inches	Our Sequence Number	Price Per Piece	Port Size Inches	A Shaft Size Inches	B Pin Center to Center Collapsed Inches	D Butt End Diam. Inches	F Outside Diam. Inches	H-J Fit Pin Size Inches	G Collar Size Inches	Uses Seal Kit Number	Our Sequence Number	Price Per Piece
CS-150-6	1-1/2	x	6	177692	**$192.11**	1/4	1-1/2	13	1-3/4	2	3/4	2-3/8	- - - - -		**$....**
CS-150-10	1-1/2	x	10	177693	**248.47**	1/4	1-1/2	17	1-3/4	2	1	2-3/8	- - - - -		**....**
CS-200-6	2	x	6	177694	**254.26**	1/4	2	13	2-1/4	2-1/2	1	2-7/8	- - - - -		**....**
CS-200-10	2	x	10	177695	**350.65**	1/4	2	17-1/4	2-1/4	2-1/2	1	2-7/8	- - - - -		**....**
CS-250-10	2-1/2	x	10	177696	**392.04**	3/8	2-1/2	18	2-3/4	3	1	3-3/8	- - - - -		**....**
CS-300-10	3	x	10	177697	**....**	3/8	3	18	3-1/4	3-1/2	1	4	- - - - -		**....**
CS-300-12	3	x	12	177698	**....**	3/8	3	20	3-1/4	3-1/2	1	4	- - - - -		**....**

All plows but Meyer take 1" Pin. Use 5/8 x 1 Bronze Bushing to reduce bore for Meyer.

SEAL KITS FOR GLAND END CYLINDERS - *Listed on Page M6*

Cylinder Bore Inches	Seal Kit Part Number	Our Sequence Number	Price Per Piece
2	**SK-081100006**	EE2260	.....
2*	**SK-1D1153-3**	EE21206	**12.27**
2 Hvy	**SK-081100005**	EE22602	**2.48**
2-1/2*	**SK-1D1155-3**	EE212065	**12.44**
2-1/2	**SK-081300007**	EE226025	**2.55**
2-1/2	**SK-081300005**	EE226026	**3.22**
3	**SK-081500004**	EE22603	**2.66**
3*	**SK-1D1157-13**	EE21207	**11.80**
3	**SK-081500007**	EE226032	**3.50**
3*	**SK-1D1157-22**	EE21208	**18.86**
3-1/2	**SK-081700008**	EE226035	**2.97**
3-1/2*	**SK-1D1159-4**	EE212075	**12.64**
3-1/2	**SK-081700007**	EE226036	**3.82**
3-1/2*	**SK-1D1159-13**	EE212085	**19.70**
4*	**SK-1D1161-4**	EE212078	**12.96**
4	**SK-081900006**	EE22604	**10.08**
4*	**SK-1D1161-13**	EE212079	**20.02**
4	**SK-081900005**	EE226045	**4.85**
4+	**SK-081900232**	EE22606	**12.78**
5	**SK-1D1165-4**	EE212089	**21.87**
5	**SK-082100004**	EE22605	**5.55**
5	**SK-1D1165-15**	EE22607	**6.22**
5	**SK-082100003**	EE21209	**30.44**

*** Fits Cross Cylinders**

REPHASING CYLINDERS

DR cylinders in an internal bypass for synchronizing rephasing cylinders in a series circuit. All cylinders are plumbed in a series as show in the sample system. Bores and rod diameters are volumetrically matched so that all cylinders rods move equally when stroked.At the end of each stroke, the system is resynchronized through the internal bypass in each cylinder.

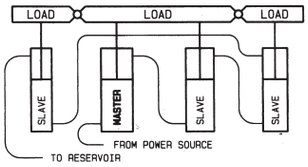

FEATURES:
* 2500 psi working pressure (4000 psi max shock)
* Precision skived and burnished barrel for long seal life
* Hardened chrome plated rods resists damage and rust
* Double lipped polyurethane rod seal for less leakage
* Clevis mounting
* Ports in line with pins on DR

DR SERIES

Model	Bore Dia (Inch)	Stroke (Inch)	Closed Ctr Lgth (Inch)	Rod Dia. (Inch)	Port Size (Inch)	Clevis Pin Dia. (Inch)	Weight (LBS.)	Sequence #	Price
308DR	3	8	20 1/4	1 1/4	3/4-16	1	24	103964	$417.00
32508DR	3 1/4	8	20 1/4	1 1/4	3/4-16	1	27	103962	517.11
3508DR	3 1/2	8	20 1/4	1 1/4	3/4-16	1	30	103960	517.11
37508DR	3 3/4	8	20 1/4	1 3/8	3/4-16	1	34	103958	766.31
408DR	4	8	20 1/4	1 3/8	3/4-16	1	37	103956	703.44
42508DR	4 1/4	8	20 1/4	1 3/8	3/4-16	1 1/4	45	CALL	0.00
4508DR	4 1/2	8	20 1/4	1 1/2	3/4-16	1 1/4	52	CALL	0.00
47508DR	4 3/4	8	20 1/4	1 1/2	3/4-16	1 1/4	59	CALL	0.00
508DR	5	8	20 1/4	1 1/2	3/4-16	1 1/4	66	103950	632.74

PRINCE STROKE CONTROL ASSEMBLIES

PMSC-1 & PMSC-8

THREE-SLEEVE STROKE CONTROL ASSEMBLY

Practical, efficient and easily adapted to Prince Standard Series Cylinders. Positive stroke control adjustment. Open 5-5/8" Closed 2-1/2"

PMSC-1 Adapting Sleeve Thread size 1"-14 and will accept shaft size thru 1-1/8" diameter. Will fit model: 8408.

PMSC-8 Adapting Sleeve Thread size 1-1/8"-12 and will accept shaft size thru 1-3/8" diameter. Will fit models: 9108, 9208, 9308A, 7008, 7108, 7208A, 9208, 9008, 32008, 32508, 33008, 33508, 42008, 42508, & 43008.

CONCERNING CYLINDER WARRANTY - If you have a cylinder warranty question or a possible defective part, please call us first! Depending on which part is defective and which manufacturer, each situation is handled differently. Generally the complete cylinder will have to be inspected by factory engineers.

TWO-SLEEVE STROKE CONTROL ASSEMBLY

Open 3-1/2" Closed 2-5/16"

PMSC-3 Adapting Sleeve Thread size 1-1/2"-12 and will accept 1-1/2" shaft size. Will fit models: 8608 and 43508.



PMSC-3

Part Number	Thread Size	Wt. Lbs.	Our Sequence Number	Price Per Piece
PMSC-1	1	3	731584	**$54.99**
PMSC-3	1-1/2	3	731648	**183.95**
PMSC-8	1-1/8	3	731712	**319.92**
PMSC-11	1-5/16	3	731711	**166.89**

Again, please call first. - NOTE: Misalignment or binding causes most cylinder shafts to bend or break, therefore cylinder manufacturers do not warranty their shafts.

PRINCE STROKE CONTROL VALVE

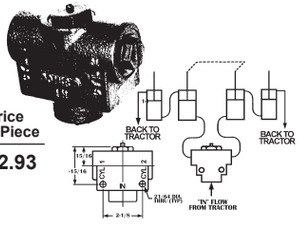

Number	For	Our Sequence #	Price Per Piece
PM-SC-10	3/4" O-Ring	731750	**$222.93**

NEW "WHOA" ALUMINUM STROKE CONTROL SEGMENTS

98 & 99 have 7/8, 1, 1-1/4, & 1-1/2 inch Segments
96 & 97 have 1, 1-1/2, 2, & 4-1/4 inch Segments

Number	Shaft Size	Wt. Lbs.	Our Sequence #	Price Per Piece
98/99	1-1/8 thru 1-1/2	1-1/3	575693	**$47.48**
96/97	1-3/4 thru 2	4	575701	**107.19**

PRINCE WELDED CYLINDER



Max. Pressure - 3000 PSI
3/4" Work Ports All with 1-1/2" Pinholes

Size Inches Bore x Stroke	Wt. Lbs.	Prince Weld-A-Cylinder Number	Shaft Diam. Inches	Overall Length Retracted Inches	Our Sequence Number	Price Per Piece
5 x 8	75	**21008**	2-1/2	19	103756	**$760.05**
5 x 12	85	**21012**	2-1/2	23	103755	**859.63**
5 x 16	90	**21016**	2-1/2	27	103754	**899.41**
5 x 20	105	**21020**	2-1/2	31	103753	**1076.32**
5 x 24	115	**21024**	2-1/2	35	103752	**1031.19**
5 x 36	145	**21036**	2-1/2	47	103751	**1351.83**
6 x 8	100	**22008**	3	19	103750	**1248.31**
6 x 12	110	**22012**	3	23	103749	**1322.77**
6 x 16	125	**22016**	3	27	103748	**1118.40**
6 x 24	150	**22024**	3	35	103747	**1208.65**
6 x 30	170	**22030**	3	41	103746	**1413.47**
6 x 36	190	**22036**	3	47	103745	**1424.77**

REPAIR PARTS FOR CROSS and PRINCE

BASE END OR BUTT END FOR TIE-ROD CYLINDERS

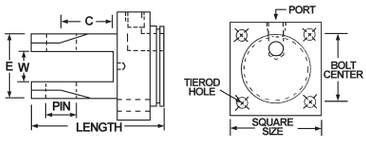

Cylinder Bore Inches	Square Size Inches	Over All Lgth. Inches	C Throat Depth	W Throat Width	Tie-Rod Hole *** Diam.	E Clevis Ear Inches	Bolt Center Inches	Pin Hole Inches	PIPE THREAD Base End Part Number	Pipe Port	Our Sequence Number	Price Per Piece	ORING THREAD Base End Part Number	O-Ring Port	Our Sequence Number	Price Per Piece
2*	3	4.3	1.7	1.1	3/8D	2.6	2.2	1.0	**1D1503-3**	1/2	729728	**$45.99**	**1411005SF**	3/4	733770	**$58.65**
2 Hvy	3-3/8	4.5	1.8	1.1	1/2T	2.4	2.5	1.0	**141100001**	1/2	733660	**109.31**	**141100023**	3/4	733771	**40.67**
2-1/2	3-3/8	4.5	1.8	1.1	1/2T	2.4	2.5	1.0	**141300001**	1/2	733680	**119.97**	**1413005SF**	3/4	733772	**106.64**
3*	3-7/8	4.4	1.6	1.1	1/2D	2.7	2.9	1.0	**1D1507-4**	1/2	729856	**83.21**				
3	3-7/8	4.5	1.8	1.1	1/2T	2.4	2.8	1.0	**141500001**	1/2	733696	**143.96**	**1415005SF**	3/4	733774	**133.30**
3*	3-7/8	4.4	1.6	1.1	1/2T	2.4	2.9	1.25	**1D1507-13**	1/2	731268	**87.20**				
3-1/2*	4-3/8	4.6	1.6	1.2	9/16D	2.9	3.2	1.0	**1D1509-4**	1/2	729920	**96.74**				
3-1/2	4-1/4	5.3	2.1	1.2	1/2T	2.7	3.2	1.0	**141700002**	1/2	733710	**Call**	**1417005SF**	3/4	733777	**130.63**
3-1/2*	4-3/8	4.6	1.6	1.2	9/16D	2.9	3.2	1.25	**1D1509-13**	1/2	731270	**102.66**				
4*	5	5.1	2.0	1.2	5/8D	3.0	3.8	1.0	**1D1511-4**	1/2	729984	**111.24**				
4	5	5.3	1.8	1-1/16	5/8T	2.7	3.8	1.0	**141900006**	1/2	733715	**165.29**	**1419005SF**	3/4	733779	**Call**
4*	5	5.1	2.0	1.2	5/8D	3.0	3.8	1.25	**1D1511-13**	1/2	731272	**115.31**				
5*	5-3/4	5.5	2.62	1.312	1/2D	2.7	4.6	1.25	**142100001**	1/2	733720	**Call**	**142100035**	3/4	733780	**194.62**
5*	5-3/4	5.75	3.25	1.37	3/4D	3.3	4.5	1.25	**1D1515-15**	3/4	- - - -	**....**				
5*	5-3/4	5.75	3.25	1.37	3/4D	3.3	4.5	1.0	**- - - - -**			**....**				

*** D= Drilled T= Tapped ** Prince has 2 same thread ports 90º offset from each other ** Cross has 1 port 90º offset from pinhole

TIE-ROD GLAND OR HEAD END FOR TIE-ROD CYLINDERS

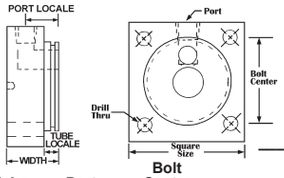

Oring Thread TIE-ROD CYLINDERS also available in 3000 PSI

Cylinder Bore Inches	Rod Diam. Inches	Square Size Inches	Width Inches	Tube Locate	Port Locate	Bolt Center Inches	PIPE THREAD Part Number	Pipe Port	Our Sequence Number	Price Per Piece	ORING THREAD Base End Part Number	O-Ring Port	Our Sequence Number	Price Per Piece
2	1	2-7/8	2-1/4	1/2	1.1	2.2	**081100006**	1/2	733475	**$79.05**	**081100101**	3/4	733641	**$39.68**
2*	1-1/16	3	2-7/8	1/2	1.3	2.1	**1D1153-3**	3/8	730048	**59.41**				
2 Hvy	1-1/8	3-3/8	2-3/8	1/2	1.2	2.5	**081100005**	1/2	733470	**70.12**	**081100099**	3/4	733642	**71.98**
2-1/2*	1-1/16	3-3/8	1.9	.55	1.25	2.5	**1D1155-3**	3/8	730112	**75.10**				
2-1/2	1-1/8	3-3/8	2-3/8	1/2	1.25	2.5	**081300007**	1/2	733490	**72.78**	**081300146**	3/4	733643	**90.24**
2-1/2	1-1/4	3-3/8	2-3/8	- -	- -	2.5	**081300005**	1/2	733480	**113.84**	**081300145**	3/4	733644	**77.85**
3	1-1/8	3-7/8	1-15/16	1/2	1.2	2.5	**081500004**	1/2	733504	**71.58**	**081500230**	3/4	733645	**....**
3*	1-1/4	3-7/8	2.15	.55	1.4	2.8	**1D1157-13**	1/2	730176	**90.40**				
3	1-3/8	3-7/8	1-15/16	1/2	1.25	2.8	**081500007**	1/2	733530	**90.51**	**081500227**	3/4	733646	**77.71**
3*	1-1/2	3-7/8	2.15	.55	1.4	2.8	**1D1157-22**	1/2	730178	**81.59**				
3-1/2	1-1/8	4-1/4	1-13/16	1/2	1.2	3.2	**081700008**	1/2	733568	**251.67**	**081700182**	3/4	733647	**48.75**
3-1/2*	1-1/4	4-3/8	2.2	.55	1.4	3.2	**1D1159-4**	1/2	730240	**100.02**				
3-1/2	1-3/8	4-1/4	1-13/16	1/2	1.2	3.2	**081700007**	1/2	733540	**173.29**	**081700178**	3/4	733648	**107.44**
3-1/2*	1-1/2	4-3/8	2.2	.55	1.4	3.2	**1D1159-13**	1/2	731278	**101.65**				
4*	1-1/4	5	2	.57	1.4	3.75	**1D1161-4**	1/2	730304	**122.90**				
4	1-1/2	5	1-13/16	5/8	1.4	3.8	**081900006**	1/2	733632	**114.10**	**081900231**	3/4	733649	**148.10**
4*	1-1/2	5	1-13/16	5/8	1.4	3.8	**1D1161-13**	1/2	730330	**123.67**	**081900232**	3/4	733639	**314.59**
4	1-3/4	5	1-13/16	5/8	1.4	3.8	**081900005**	1/2	733620	**215.95**	**081900230**	3/4	733650	**....**
5*	1-1/2	6	- -	.68	1.5	4.5	**1D1165-4**	1/2	731282	**153.21**				
5	1-3/4	5-3/4	- -	- -	- -	4.5	**082100004**	3/4	- - - - -	**....**				
5*	2	6	2-1/2	.56	1.4	4.5	**1D1165-15**	1/2	731284	**139.33**				
5	2	5-3/4	2-1/2	9/16	1-5/8	4.5	**082100003**	3/4	733640	**139.57**	**082100183**	7/8	733651	**142.10**

Seal kits listed on page M4

PISTONS FOR CYLINDERS

Cylinder Bore Inches	Inner Diam. Ins.	Width Inches	Inset Inches	PISTON Piston Part Number	Our Sequence Number	Price Per Piece	SEAL KIT Seal Kit Part Number	Our Sequence Number	Price Per Piece
2*	3/4	1	3/8	**1D1401-200**	729714	**$35.35**	**SK-1D1401-200**	EE2120	**$4.66**
2	3/4	1	- -	**071100004**	733390	**47.59**	**SK-071100004**	EE2255	**4.59**
2-1/2*	3/4	1	3/8	**1D1401-250**	729716	**39.66**	**SK-1D1401-250**	EE21202	**6.77**
2-1/2	3/4	1	- -	**071300004**	733392	**38.12**	**SK-071300004**	EE22555	**6.69**
3*	3/4	1	3/8	**1D1401-300**	729718	**47.04**	**SK-1D1401-300**	EE21203	**9.27**
3	3/4	1	- -	**071500003**	733394	**31.19**	**SK-071500003**	EE2256	**9.19**
3-1/2	3/4	1	- -	**071700005**	733396	**90.64**	**SK- 071500005**	EE22565	**10.48**
3-1/2	7/8	1	- -	**071700184**	733397	**77.85**	**SK- 071700184**	EE22567	**10.52**
3-1/2*	1	1	3/8	**1D1401-350**	729720	**64.66**	**SK-1D1401-350**	EE21201	**10.55**
4*	1	1	3/8	**1D1401-400**	729722	**72.04**	**SK-1D1401-400**	EE21204	**8.02**
4	1	1-1/16	- -	**071900006**	733398	**79.58**	**SK- 071900006**	EE2257	**7.98**
5*	1-1/4	1-3/4	3/4	**1D1401-500**	729724	**82.78**	**SK- 1D1401-500**	EE21205	**26.88**
5	1-1/4	1-1/16	- -	**072100002**	733399	**117.84**	**SK- 072100002**	EE2258	**26.89**

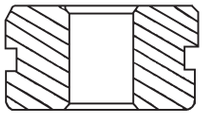

* Fits Cross Tie-Rod Cylinders

ASK FOR QUANTITY DISCOUNT ***Prices subject to change without notice.***

 © Baum Hydraulics Corporation

SHAFTS
FOR CROSS AND RUGBY TIE-ROD CYLINDERS

SHAFTS FOR CROSS AND RUGBY TIE-ROD CYLINDERS

Cross Part Number	Shaft Diam.	For Cylinder Diameter	Piston End Diam., Thd.	Clevis End Diam., Thd.	Length Inches	Our Sequence Number	Price Per Piece
1D0203-1475	1-1/16	2 & 2-1/2 x 8” DB	3/4-16	1-1/16-12	14-3/4	730368	**$103.21**
1D0219-1475	1-1/4	3 x 8” DB	3/4-16	1-1/4-12	14-3/4	730752	**135.40**
1D0220-1488	1-1/4	4 x 8” DB	1-14	1-1/4-12	14-3/4	730816	**126.35**
1D0209-1412	1-1/2	5 x 8” DB	1-1/4-12	1-1/4-12	14-1/8	730624	**151.34**
1D0215-1462	1-1/4	3508” with & without stop	1-14	1-1/4-12	14-3/4	730688	**130.38**
1D0219-1475	1-1/4	308” with & without stop	3/4-16	1-1/4-12	14-3/4	730752	**135.40**
1D0220-1488	1-1/4	408” with & without stop	1-14	1-1/4-12	14-3/4	730816	**126.35**

SHAFT CLEVIS FOR CROSS CYLINDERS



Choose your clevis by the thread size and pinhole diameter.
All clevis here are the split type and made of ductile iron.

Clearance Thread Size	Overall Pinhole Diameter	Throat Between Ears	Clevis Width Inches	Clearance Inches	Part Number	Our Sequence Number	Price Per Piece
1-1/16-12	1	1.1	2.6	2.5	**1D1003-3**	730880	**$52.09**
1-1/4-12	1	1.2	2.7	2.12	**1D1003-5**	731008	**54.09**
1-1/4-12	1-1/4	1.2	2.7	2.5	**1D1014-12**	731020	**60.99**

CYLINDER CLEVIS PINS



Clevis Pin Part Number	Size-Diam. & Useable Lgth.	Fits Cylinder Size	Our Sequence Number	Price Per Piece
1017C w/o hole	1 x 2-1/8	2 thru 3-1/2	185864	**$3.65**
1022C w/o hole	1 x 2-3/4	2 thru 3-1/2	185868	**7.68**
10-X Replacement Clip for Above Clevis Pins			602655	**0.83**

SEAL KITS FOR CROSS & LANTEX TIE-ROD CYLINDERS

Specify Bore, Diameter, Stroke, Shaft Size & whether depth control, or standard double-acting.
Each seal kit consists of: 3 piston and static seals, 2 shaft seals, 1 piston gasket and 1 wiper.
DA/DB = Double Acting Tie Rod **DC = Hyd. Depth Control** **DR = Rephasing Cylinder**
DE = Mechanical Deplth Control **DCR = Hyd. Depth Control for Rephasing Cylinder**

Part Number	Shaft Diam.	Cylinder Diameter	Our Sequence Number	Price Per Piece
1C4642	3/4	1-1/2 DB	EE1815	**$19.15**
1C4244	1-1/16	2 DA	EE1710	**19.67**
1C4623	1-1/8	2 DB	EE1735	**27.02**
1C4433	1-1/16	2-1/2 DA	EE1725	**21.02**
3C4385	1-1/8	2-1/2 DB	EE1875	**28.74**
1C4982	1-1/4	2-1/2 DB	EE1835	**20.09**
1C4434	1-1/16	3 DB	EE1730	**23.75**
1C4147	1-1/8	3 DB	EE1705	**31.10**
1C4630	1-1/2	3 DB	EE1795	**30.25**
1C4629	1-1/4	3 DB & DE	EE1790	**22.82**
3C8706	1-1/4	3 DR & DCR	EE19146	**47.37**
3C7681	1-1/4	3 DC	EE1900	**38.33**
3C8704	1-1/4	3-1/4 DR	EE19144	**43.41**
3C8702	1-1/4	3-1/2 DR & DCR	EE19142	**51.35**
1C4429	1-1/4	3-1/2 DB & DE	EE1715	**29.01**
1C4631	1-1/2	3-1/2 DA	EE1800	**36.07**
3C7682	1-1/4	3-1/2 DC	EE1903	**45.23**
3C7683	1-1/2	3-1/2 DC	EE1905	**52.29**
3C5781	1-3/4	3-1/2 DC	EE1906	**48.68**
3C8703	1-3/8	3-3/4 DR	EE19143	**112.13**
1C4430	1-1/4	4 DB & DE	EE1720	**30.16**
1C4637	1-1/2	4 DB & DE	EE1805	**32.52**
3C7060	1-1/2	4 DC	EE1908	**50.08**
1C4638	2	4 DB	EE1810	**41.08**
3C7308	1-1/4	4 DC	EE1907	**43.02**
3C7684	1-3/4	4 DC	EE1910	**46.48**
3C8698	1-3/8	4 DR & DCR	EE19131	**102.37**
3C8613	2	4 DC	EE1913	**58.65**
3C8705	1-3/8	4-1/4 DR	EE19145	**97.11**
3C8701	1-1/2	4-1/2 DR & DCR	EE19141	**74.76**
3C8721	1-1/2	4-1/2 DC	EE1915	**76.90**
3C8614	1-3/4	4-1/2 DC	EE1912	**73.30**
3C8714	2	4-1/2 DC	EE1916	**85.47**
3C8700	1-1/2	4-3/4 DR	EE1914	**87.92**
1C4654	1-1/2	5 DB	EE1820	**57.04**
3C8722	1-1/2	5 DC	EE1918	**95.78**
3C8723	1-3/4	5 DC	EE1919	**92.17**
3C8699	1-1/2	5 DR & DCR	EE19132	**92.08**
1C4655	2	5 DB	EE1825	**65.61**
3C8612	2	5 DC	EE1920	**104.35**
3C7810DC POPPET ASSEMBLY			EE1922	**1.84**

ROD WIPER ONLY FOR CROSS

Part Number	Shaft Diam.	Cylinder Diameter	Our Sequence Number	Price Per Piece
AR0913-E0	3/4		793078	**$7.73**
AR1491-E0	1-1/16		793126	**5.27**
AR1598-E0	1-1/8		793142	**9.77**
AR1818-F0	1-1/4		793150	**4.79**
AR2269-F0	1-1/2		793190	**8.84**
AR6868-E0	1-3/4		793244	**5.44**
AR2912-F0	2		793212	**12.15**

SEAL KITS FOR LANTEX TIE-ROD CYLINDERS

Part Number	Shaft Diam.	Cylinder Diameter	Our Sequence Number	Price Per Piece
3104-34	1-1/8	2	EE2130	**$13.95**
3105-34	1-1/8	2-1/2	EE2131	**3.92**
3106-34	1-1/4	2-1/2	EE2132	**6.92**
3107-34	1-1/4	3	EE2133	**7.99**
3108-34	1-1/2	3	EE2134	**8.30**
3109-34	1-1/4	3-1/2	EE2135	**10.39**
3110-34	1-1/2	3-1/2	EE2136	**10.30**
3111-34	1-1/2	4	EE2137	**8.81**
3112-34	1-3/4	4	EE2138	**11.76**
3113-34	1-3/4	5	EE2139	**20.07**

SEAL KITS FOR MONARCH RED LION TIE-ROD CYLINDERS MADE IN CANADA

Kit Number	Bore Size	Rod Diam.	Our Sequence Number	Per Each	Rod Wiper	Piston Seal	Rod Seal
492901	2.0	1.12	G08300	**$17.23**	MC	OR2B	OR1B
492903	2.5	1.12	G08305	**17.05**	MC	OR2B	OR1B
492905	2.5	1.25	G08310	**19.75**	MC	OR2B	OR1B
492907	3.0	1.25	G08315	**10.68**	MC	OR2B	OR1B
492909	3.0	1.5	G08320	**21.57**	MC	OR2B	OR1B
492911	3.5	1.25	G08325	**23.00**	MC	OR2B	OR1B
492913	3.5	1.5	G08330	**22.39**	MC	OR2B	OR1B
492915	4.0	1.25	G08335	**29.08**	MC	OR2B	OR1B
492917	4.0	1.5	G08340	**25.49**	MC	OR2B	OR1B
492919	4.0	1.75	G08345	**20.24**	MC	OR2B	OR1B
492921	4.0	2.0	G08350	**41.36**	MC	OR2B	OR1B

TOP LINK CYLINDER Catagory II only - 1” Swivel Pinhole - 1/2” NPT Ports

Size Inches Bore x Stroke	PSI	Prince Weld-A-Cylinder Number	Shaft Diam. Inches	Overall Length Retracted Inches	Our Sequence Number	Per Each
3 x 10	3000	**BD-0228**	1-3/8	20-7/8	104075	**$512.29**



SHAFTS
FOR PRINCE TIE-ROD CYLINDERS

SHAFTS FOR PRINCE TIE-ROD CYLINDERS

Prince Part Number	Shaft Diam.	For Cylinder Diameter	Piston End Diam., Thd.	Clevis End Diam., Thd.	Length Inches	Our Sequence Number	Price Per Piece
010400008	1	2 x 8”	3/4-16	1-14	15-1/2	733350	**$66.65**
010500005	1-1/8	2-1/2 x 8”, 3 x 8”, 3-1/2 x 8”	3/4-16	1-1/8-12	15-1/2	733376	**73.98**
010717750A		3 x 12”				733377	**....**
010729750A	1-3/8	3 x 24”	1-14	1-1/8-12	29-3/4	7333805	**224.21**
010800005	1-1/2	4 x 8”	1-14	1-1/2-12	15-1/2	733381	**130.63**

SHAFT CLEVIS FOR PRINCE CYLINDERS

Choose your clevis by the thread size and pinhole diameter.
All clevis here are the split type and made of ductile iron.

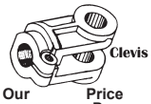

Thread Size	Pinhole Diameter	C Clearance Between Ears	W Overall Width Inches	T Throat Clearance Inches	Clevis Part Number	Our Sequence Number	Price Per Piece
7/8-14	1	1.1	2.5	2.1	**100000451**	732940	**$71.98**
1-14	1	1.1	2.5	2.1	**100000425**	732800	**53.32**
1-1/8-12	1	1.1	2.5	2.0	**100000423**	732864	**45.32**
1-1/2-12	1	1.1	2.9	2.1	100000326	732992	**114.64**
1-1/2-12	1-1/4	1.1	2.9	2.3	100000362	732928	**114.64**

CYLINDER CLEVIS PINS

Less Clips



Clevis Pin Part Number	Size-Diam. & Useable Lgth.	Fits Cylinder Size	Our Sequence Number	Price Per Piece
190400004	1 x 3-3/16	4, 5 bushed	733120	**....**
190600016	1-1/4 x 4	5 cylinder	733184	**95.98**

CLIPS FOR CLEVIS PINS

Clip

Clevis Pin Part Number	Use Clip Number	Our Sequence Number	Price Per Piece
***1904K0004**	**10-X**	602655	**$266.60**
190600016	**190600003**	733312	**10.66**

*Comes with Pin & Cotter

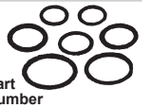

SEAL KITS FOR PRINCE TIE-ROD CYLINDERS

Specify Bore, Diameter, Stroke, Shaft Size & whether standard double-acting (DA) or single-acting (SA).
Each seal kit contains a complete set of back-up washers, O-Rings and wiper.

Part Number	Shaft Diam.	Cylinder Diam.	Cylinder Style	Our Sequence Number	Price Per Piece
PMCK-3300	1	2	Welded	EE22464	**$10.41**
PMCK-5400	1-3/8	2-1/2	Welded	EE22467	**30.61**
PMCK-3400	1-1/8	3	Welded	EE22465	**20.55**
PMCK-5500	1-1/2	3-1/2	Welded	EE22468	**56.28**
PMCK-8300	1-1/2	3	Welded	EE22475	**38.88**
PMCK-5600	2	4	Welded	EE22469	**78.51**
PMCK-7000	1-1/8	2-1/2	Tie-Rod	EE22471	**13.12**
PMCK-7100	1-1/8	3	Tie-Rod	EE22472	**15.57**
PMCK-7200	1-1/8	3-1/2	Tie-Rod	EE22473	**18.16**
PMCK-8400	1	2	Tie-Rod	EE22476	**12.43**
PMCK-8600	1-1/2	4	Tie-Rod	EE22477	**19.57**
PMCK-9000	1-1/8	2	Tie-Rod	EE22478	**11.99**
PMCK-9100	1-1/4	2-1/2	Tie-Rod	EE22479	**14.13**
PMCK-9200	1-3/8	3	Tie-Rod	EE22481	**17.35**
PMCK-9300	1-3/8	3-1/2	Tie-Rod	EE22482	**20.05**
PMCK-9400	1-3/4	4	Tie-Rod	EE22483	**21.28**
PMCK-8200	1-3/4	5	Tie-Rod	EE22474	**39.49**
PMCK-9500	2	5	Tie-Rod	EE22484	**44.34**
PMCK-9700	2	4	Tie-Rod	EE22485	**32.29**
PMCK-9900	2-1/2	5	Tie-Rod	EE22509	**78.67**
PMCK-15208	1-3/8	4	Tie-Rod	EE22511	**8.59**
PMCK-17908	1-1/2	4	Hyd-Stop	EE22512	**20.70**
PMCK-17916	1-3/4	4	Hyd-Stop	EE22513	**22.69**
PMCK-18608	1-1/4	3	Hyd-Stop	EE22514	**18.28**
PMCK-18616	1-3/8	3	Hyd-Stop	EE22515	**22.91**
PMCK-18708	1-1/4	3-1/2	Hyd-Stop	EE22516	**19.17**
PMCK-18716	1-1/2	3-1/2	Hyd-Stop	EE22517	**19.67**
PMCK-19400	3/4	1-1/2	Welded	EE22521	**18.84**
PMCK-19500	1-1/8	2	Welded	EE22522	**14.52**
PMCK-19600	1-1/4	2-1/2	Welded	EE22523	**13.02**
PMCK-19700	1-3/8	3	Welded	EE22524	**17.60**
PMCK-19800	1-1/2	3-1/2	Welded	EE22525	**13.92**
PMCK-19900	1-3/4	4	Welded	EE22526	**19.96**
PMCK-21000	2-1/2	5	Hvy Weld	EE2253	**88.74**
PMCK-22000	3	6	Hvy Weld	EE22535	**141.39**
PMCK-42000	1-1/8	2	Welded	732694	**129.83**
PMCK-42500	1-1/4	2-1/2	Welded	7326942	**133.30**
PMCK-43000	1-3/8	3	Welded	7326943	**143.96**
PMCK-43500	1-1/2	3-1/2	Welded	732695	**107.04**
PMCK-44000	1-3/4	4	Welded	732696	**175.96**

SEAL KITS FOR PRINCE 3000 PSI SAE TIE-ROD CYLINDERS

PMCK-32000	1-1/8	2	Tie-Rod	EE2254	**25.34**
PMCK-32500	1-1/4	2-1/2	Tie-Rod	EE22541	**45.88**
PMCK-33000	1-3/8	3	Tie-Rod	EE22542	**49.42**
PMCK-33500	1-3/8	3-1/2	Tie-Rod	EE22543	**49.78**
PMCK-34000	1-3/4	4	Tie-Rod	EE22544	**60.34**
PMCK-35000	2	5	Tie-Rod	EE22545	**92.57**

PRINCE HYDRAULIC STOP POPPET VALVE ASSEMBLY

180901022	Hydraulic Stop Cylinder	733765	**$170.62**

SEAL KITS FOR PRINCE TIE-ROD SLAVE CYLINDERS

Part Number	Shaft Diam.	Cylinder Diam.	Cylinder Style	Our Sequence Number	Price Per Piece
PMCK-AM2532	1-1/2	5	Tie-Rod	732700	**$141.30**
PMCK-AM2534	1-1/2	5	Tie-Rod	732716	**120.64**
PMCK-AM2536	1-1/2	5	Tie-Rod	732732	**120.64**
PMCK-AM2538	1-1/2	4-3/4	Tie-Rod	732702	**181.29**
PMCK-AM2540	1-1/2	4-3/4	Tie-Rod	732718	**179.69**
PMCK-AM2542	1-1/2	4-3/4	Tie-Rod	732734	**71.28**
PMCK-AM2544	2	4-1/2	Tie-Rod	732704	**138.63**
PMCK-AM2546	2	4-1/2	Tie-Rod	732720	**134.90**
PMCK-AM2548	2	4-1/2	Tie-Rod	732736	**....**
PMCK-AM2550	1-3/8	4	Tie-Rod	732706	**114.64**
PMCK-AM2552	1-3/8	4	Tie-Rod	732722	**165.29**
PMCK-AM2554	1-3/8	4	Tie-Rod	732738	**61.66**
PMCK-AM2556	1-3/8	3-3/4	Tie-Rod	732708	**119.97**
PMCK-AM2558	1-3/8	3-3/4	Tie-Rod	732724	**....**
PMCK-AM2560	1-3/8	3-3/4	Tie-Rod	732740	**104.11**
PMCK-AM2562	1-1/4	3-1/2	Tie-Rod	732710	**97.98**
PMCK-AM2564	1-1/4	3-1/2	Tie-Rod	732726	**97.98**
PMCK-AM2566	1-1/4	3-1/2	Tie-Rod	732742	**81.18**
PMCK-AM2568	1-1/4	3-1/4	Tie-Rod	732712	**88.78**
PMCK-AM2570	1-1/4	3-1/4	Tie-Rod	732728	**88.78**
PMCK-AM2572	1-1/4	3-1/4	Tie-Rod	732744	**97.31**
PMCK-AM2574	1-1/4	3	Tie-Rod	732714	**111.84**
PMCK-AM2576	1-1/4	3	Tie-Rod	732730	....
PMCK-AM2578	1-1/4	3	Tie-Rod	732746	**145.30**

SEAL KITS FOR PRINCE TIE-ROD MASTER CYLINDERS with STROKE CONTROL

PMCK-AM2502	1-1/2	5	Tie-Rod	732756	**52.91**
PMCK-AM2504	1-1/2	5	Tie-Rod	732764	**95.24**
PMCK-AM2506	1-1/2	5	Tie-Rod	732774	**95.24**
PMCK-AM2508	1-1/2	4-1/4	Tie-Rod	732754	**83.31**
PMCK-AM2510	1-1/2	4-1/4	Tie-Rod	732762	**88.55**
PMCK-AM2512	1-1/2	4-1/4	Tie-Rod	732770	**88.50**
PMCK-AM2514	1-3/8	4	Tie-Rod	732752	**....**
PMCK-AM2516	1-3/8	4	Tie-Rod	732760	**69.32**
PMCK-AM2518	1-3/8	4	Tie-Rod	732768	**86.63**
PMCK-AM2520	1-1/4	3-1/2	Tie-Rod	732750	**61.65**
PMCK-AM2522	1-1/4	3-1/2	Tie-Rod	732758	**81.77**
PMCK-AM2524	1-1/4	3-1/2	Tie-Rod	732766	**81.77**

SEAL KITS FOR NEW PRINCE 3,000 PSI TIE-ROD CYLINDERS

PMCK-B200000	1-1/8	2	3,000 Tie-Rod	732780	**73.32**
PMCK-B250000	1-1/4	2-1/2	3,000 Tie-Rod	732782	**88.88**
PMCK-B300000	1-3/8	3	3,000 Tie-Rod	732784	**183.95**
PMCK-B350000	1-3/8	3-1/2	3,000 Tie-Rod	732786	**53.32**
PMCK-B400000	1-3/4	4	3,000 Tie-Rod	732790	**157.29**
PMCK-B500000	2	5	3,000 Tie-Rod	732792	**130.63**

2 Reels or more Always gets FREE FREIGHT!!

Balflex High Pressure Hydraulic Hose

MSHA Certified for the Oil Industry

All Reels listed below ar ein one solid peice - no cut pieces.

Can be used with Gates, Parker,Weatherhead Dayco, Imperial Eastman, Kurt and Ryco Ends.

Balflex is of the highest quality hydraulic hose among manufacturers in the marketplace.
They ship over 300MM feet of hydraulic hose annually based in Portugal.

SAE 100R1AT - ONE BRAID HOSE

Part Number	Hose ID Inches	Reel Size Feet	Hose OD Inches	Max Working Pressure PSI	Min. Burst Pressure PSI	Min. Bend Radius Inches	Price Per Foot
890811	1/4	328 Ft.	.51	3,250	11,000	4.0	**$1.92/Ft.**
890813	3/8	328 Ft.	.67	2,600	9,000	5.0	**2.45/Ft.**
890812	1/2	328 Ft.	.79	2,300	8,000	7.0	**2.72/Ft.**

COMPATIBLE WITH
*Aeroquip FC211
*Gates G1
*Parker 421
*Weatherhead H104

SAE 100R2AT - TWO BRAIDED HOSE

Part Number	Hose ID Inches	Reel Size Feet	Hose OD Inches	Max Working Pressure PSI	Min. Burst Pressure PSI	Min. Bend Radius Inches	Price Per Foot
890808	1/4	328 Ft.	.58	5,800	20,000	4.0	**$2.32/Ft.**
890809	3/8	328 Ft.	.73	4,800	16,000	5.0	**3.09/Ft.**
890805	1/2	328 Ft.	.86	4,000	14,000	7.0	**3.63/Ft.**
890810	5/8	164 Ft.	1.00	3,600	9,000	8.0	**4.45/Ft.**
890806	3/4	164 Ft.	1.15	3,125	9,000	9.5	**5.97/Ft.**
890807	1	164 Ft.	1.50	2,400	8,000	12.0	**8.00/Ft.**
890814	**1-1/4**	**164 Ft.**	**1.88**	**1,810**	**7,240**	**16.5**	**10.23/Ft.**

COMPATIBLE WITH
*Aeroquip FC212, GH793
*Gates G2
*Parker 301/302, 381
* Pioneer AG II
*Weatherhead H425, H290

SAE 100R16 - 2 WIRE BRAID THIN RUBBER COVER

Part Number	Hose ID Inches	Hose OD Inches	Min. Working Pressure PSI	Min. Burst Pressure PSI	Bend Radius Inches	Price Per Foot
USA UPS REEL						
890815	1/4	.52	6,500	23,200	2.00	**$2.51/Ft.**
890816	3/8	.68	6,500	19,200	2.50	**3.28/Ft.**
890817	1/2	.80	5,250	16,000	3.50	**3.84/Ft.**
890818	5/8	.94	4,000	14,500	4.00	**4.80/Ft.**
890819	3/4	1.09	4,000	12,400	4.75	**6.13/Ft.**
890820	1	1.40	3,000	9,600	6.00	**7.92/Ft.**

COMPATIBLE WITH
*Aeroquip GH781
*Gates M2T
*Parker 351,431, 451, 471TC
* Pioneer Farmex II
*Weaterhead H245, H280

SAE 100R17 - 1 WIRE BRAID THIN RUBBER COVER

Part Number	Hose ID Inches	Hose OD Inches	Min. Working Pressure PSI	Min. Burst Pressure PSI	Bend Radius Inches	Price Per Foot
USA UPS REEL						
890821	1/4	.47	3,000	12,000	2.00	**$1.92/Ft.**
890822	3/8	.62	3,000	12,000	2.50	**2.53/Ft.**
890823	1/2	.76	3,000	12,000	3.50	**2.93/Ft.**
890824	5/8	.94	3,000	12,000	4.00	**4.77/Ft.**
890825	3/4	1.10	3,000	12,000	4.75	**6.22/Ft.**
890826	1	1.40	3,000	12,000	6.00	**8.67/Ft.**

COMPATIBLE WITH
*Aeroquip FC639
*Gates M3K
*Parker 451
*Weatherhead H145

Prices subject to change without notice. **ASK FOR QUANTITY DISCOUNT**

1-800-228-9222 / e-mail: sales@baumhydraulics.com
Fax: 1-800-832-2522 / www.baumhydraulics.com / © Baum Hydraulics Corporation

BAUM HYDRAULICS CORPORATION

N2

2 Reels or more Always gets FREE FREIGHT!!

Balflex High Pressure Hydraulic Hose

MSHA Certified for the Oil Industry

All Reels listed below ar ein one solid peice - no cut pieces.

Can be used with Gates, Parker,Weatherhead Dayco, Imperial Eastman, Kurt and Ryco Ends.

Balflex is of the highest quality hydraulic hose among manufacturers in the marketplace.
They ship over 300MM feet of hydraulic hose annually based in Portugal.

SAE 100R4 -
SUCTION HOSE WIRE REINFORCED

Part Number	Hose I.D. Inches	Hose O.D. Inches	Price Per Foot
213265	3/4	1.38	$**5.34**
213267	1	1.63	**7.16**
213269	1-1/4	2.00	**9.21**
213271	1-1/2	2.25	**11.54**
213273	2	2.75	**17.28**

COMPATIBLE WITH
*Aeroquip FC318
*Parker 881
*Weatherhead H039

SAE 100R12 -
4 SPIRAL WIRE BRAID

·Gates EFG4K
·Parker 721
*Weatherhead H430R

Part Number	Hose I.D. Inches	Dash Size	Hose Size O.D. Inches	Max. Working Pressure PSI	Min. Burst Pressure PSI	Real Approx. Qty.	Price Per Foot
USA UPS REEL							
107646	3/8	6	.79	4,000	16,000	131	**$7.31**
107648	1/2	8	.93	4,000	16,000	131	**8.81**
107650	3/4	12	1.21	4,000	16,000	131	**10.71**
107652	1	16	1.49	4,000	16,000	131	**13.71**
107654	1-1/4	20	1.85	3,000	12,000	131	**19.34**

Weatherhead H430

4SP-
4 SPIRAL Super Flex

Part Number	Hose I.D. Inches	Dash Size	Hose Size O.D. Inches	Max. Working Pressure PSI	Min. Burst Pressure PSI	Min. Bend Radius	Real Approx. Qty.	Price Per Foot
USA UPS REEL								
107642	1/2	8	.97	6,000	24,000	3.5	131	**$9.18**
107644	3/4	12	1.27	5,510	22,040	4.7	131	**11.11**
107643	1	16	1.56	4,640	18,560	5.9	131	**14.22**
000000	1-1/4	20	2.00	3,050	12,200	8.3	131	**Call**
000000	1-1/2	24	2.25	3,045	12,200	10.0	131	**Call**
000000	2	32	2.75	2,540	10,160	13.0	131	**Call**

4SH-
4 SPIRAL Super Flex

Part Number	Hose I.D. Inches	Dash Size	Hose Size O.D. Inches	Max. Working Pressure PSI	Min. Burst Pressure PSI	Min. Bend Radius	Real Approx. Qty.	Price Per Foot
USA UPS REEL								
107660	3/4	12	1.21	6.100	24,360	11.0	131	**$11.49**
107661	1	16	1.48	6.100	22,340	13.4	131	**15.13**
107662	1-1/4	20	1.75	5,075	20,300	18.1	131	**21.73**
107663	1-1/2	24	2.04	4,350	17,400	22.1	131	**20.37**
107664	2	32	2.60	3,600	14,400	27.0	131	**29.81**

Black Nylon Hose Sleeve

Part Number	Nominal I.D	O.D. Flat	STD Coil Length	Price Per Foot	Cut to Length Price
785851	.90	1.50	300	$**1.27**	**$1.64**
785853	1.25	2.03	300	**1.04**	**1.90**
785855	1.38	2.25	300	**1.13**	**1.45**
785857	1.85	3.00	300	**2.13**	**2.74**

* Will cut to size



Weatherhead H485

SAE 100R15 - FLEX PLUS 6 SPIRAL

*Gates EFG6K

Part Number	Hose I.D. Inches	Hose Size O.D. Inches	Max Working Pressure PSI	Min. Burst Pressure PSI	Min. Bend Radius Inches	Price Per Foot
107659	**3/4**	**1.210**	**6,000**	**24,000**	**6.5**	**$23.14**
107657	**1**	**1.614**	**6,000**	**24,000**	**6.5**	**23.14**
107655	**1-1/4**	**1.969**	**6,000**	**24,000**	**8.75**	**35.06**
107653	**1-1/2**	**2.290**	**6,000**	**24,000**	**10.50**	**....**

ASK FOR QUANTITY DISCOUNT *Prices subject to change without notice.*

BAUM HYDRAULICS CORPORATION
1-800-228-9222 / e-mail: sales@baumhydraulics.com
Fax: 1-800-832-2522 / www.baumhydraulics.com / © Baum Hydraulics Corporation

Balflex High Pressure Hydraulic Hose

Balflex is of the highest quality hydraulic hose among manufacturers in the marketplace.
They ship over 300MM feet of hydraulic hose annually based in Portugal.

SAE 100R7 Non Conductive-

* Outer Tube is Orange

High pressure, synthetic fiber braid reinforced thermoplastic NON CONDUCTIVE hydraulic hose

Part Number	Hose I.D. Inches	Dash Size	Hose Size O.D. Inches	Max. Working Pressure PSI	Min. Burst Pressure PSI	Min. Bend Radius	Weight	Price Per Foot
890829	1/8	-2	.32	4,060	16,240	2.00	.034	$0.91
890830	3/16	-3	.41	3,045	12,180	2.95	.047	0.99
889007	1/4*	-4	.485	2,755	11,020	3.94	.060	2.93
889008	5/16*	-5	.585	2,755	11,020	4.49	.087	3.64
889009	3/8*	-6	.645	2,320	9,280	5.00	.108	4.56
890834	1/2	-8	.76	2,030	8,120	7.00	.148	2.82
000000	5/8	-10	.91	1,523	6,092	7.99	.188	Call
000000	3/4	-12	1.04	1,305	5,220	10.00	.222	Call
000000	1	-16	1.31	1,015	4,060	12.00	.269	Call

Note: Size - 2 (1/8") not included in the standards.
Note - * Indicates Couplamatic Brand

6000 PSI BLUE PRESSURE WASH HOSE 600 FOOT ROLL

Part Number	Hose I.D. Inches	Hose Size O.D. Inches	Working Pressure PSI	Sequence Number	Price Per Foot
PW6000blue	3/8	.675	6,000	890845	$4.17

Hose Cutting Equipment

CS150 Cutt-Off Machine	**Seq# 212002**	**Price**
Hose cuit off saw for up to 1-1/4" 4 Spiral hose,. 1HP motor. 110 Volt		$2824.49
CS150-10	**Seq# 212001**	
10" Serrated cut off blade. 1" Arbor. - #CS150-10		642.68



Pressure Washer Hose

Applications:	Medium or High Pressure, Pressure Wash Hose
Cover	BLUE smooth, Non-marking, Abrasion and Weather Resistant or BLACK Smooth, Abrasion and Weather Resistant
Reinforcement:	1 high tensile polyester braid
Termperature range:	-40°**F to** +250°**F** (-40C to +121C)

Part Number	Hose I.D. Inches	Working Pressure	Assembly Length	Coupling # 1	Coupling # 2	Blue Part #	Price Per Each
889006	3/8	4,000	50'	3/8" NPTF	3/8" NPTF Swivel	PW6450BLU	$106.57
889005	3/8	4,000	100'	3/8" NPTF	3/8" NPTF Swivel	PW64100BLU	200.72

Prices subject to change without notice. **ASK FOR QUANTITY DISCOUNT**

1-800-228-9222 / e-mail: sales@baumhydraulics.com
Fax: 1-800-832-2522 / www.baumhydraulics.com / © Baum Hydraulics Corporation

BAUM HYDRAULICS CORPORATION

Qty Discount:
10-24= 6%
25-49= 20%
50+= 25%

Weatherhead and Couplamatic Z Fittings

BAUM HYDRAULICS CORPORATION

NPTF
Male Solid

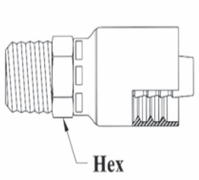

Weatherhead Part #	Per Each	Hose I.D.	Pipe Size	Thread Size	Hex Size	Couplamatic Part #
04Z-102	$7.27	1/4”	1/8”	1/8-27	9/16”	A01-4X2
04Z-104	7.56	1/4”	1/4”	1/4-18	9/16”	A01-4X4
04Z-106	8.33	1/4”	3/8”	3/8-18	11/16”	A01-4X6
04Z-108	11.34	1/4”	1/2”	1/2-14	7/8”	A01-4X8
06Z-104	9.10	3/8”	1/4”	1/4-18	3/4”	A01-6X4
06Z-106	8.53	3/8”	3/8”	3/8-18	3/4”	A01-6X6
06Z-108	10.24	3/8”	1/2”	1/2-14	7/8”	A01-6X8
08Z-106	11.17	1/2”	3/8”	3/8-18	7/8”	A01-8X6
08Z-108	10.47	1/2”	1/2”	1/2-14	7/8”	A01-8X8
08Z-112	17.12	1/2”	3/4”	3/4-14	1-1/8”	A01-8X12
10Z-108	20.06	5/8”	1/2”	1/2-14	15/16”	A01-10X8
10Z-112	30.19	5/8”	3/4”	3/4-14	1-1/8”	A01-10X12
12Z-108	22.63	3/4”	1/2”	1/2-14	1-1/8”	A01-12X8
12Z-112	19.91	3/4”	3/4”	3/4-14	1-1/8”	A01-12X12
12Z-116	28.91	3/4”	1”	1-11 1/2	1-3/8”	A01-12X16
16Z-112	37.86	1”	3/4”	3/4-14	1-3/8”	A01-16X12
16Z-116	34.33	1”	1”	1-11 1/2	1-3/8”	A01-16X16
20Z-120	85.05	1-1/4”	1-1/4”	1 1/4-11 1/2	1-11/16”	A01-20X20

NPTF
Male Swivel

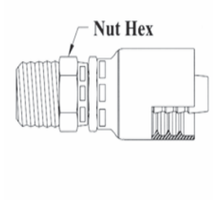

Weatherhead Part #	Per Each	Hose I.D.	Pipe Size	Thread Size	Nut Hex	Couplamatic Part #
04Z-J02	Call	1/4”	1/8”	1/8-27	5/8”	A04-4X2
04Z-J04	12.29	1/4”	1/4”	1/4-18	5/8”	A04-4X4
	Call	1/4	3/8”	3/8-18	3/4”	A04-4X6
06Z-J04	14.57	3/8”	1/4”	1/4-18	3/4”	A04-6X4
06Z-J06	13.51	3/8”	3/8”	3/8-18	3/4”	A04-6X6
06Z-J08	15.23	3/8”	1/2”	1/2-14	7/8”	A04-6X8
08Z-J06	27.32	1/2”	3/8”	3/8-18	3/4”	A04-8X6
08Z-J08	15.45	1/2”	1/2”	1/2-14	7/8”	A04-8X8
12Z-J12	27.16	3/4”	3/4”	3/4-14	1-1/4”	A04-12X12
16Z-J16	48.25	1”	1”	1-11 1/2	1-3/8”	A04-16X16

NPTF
Male Swivel 90°

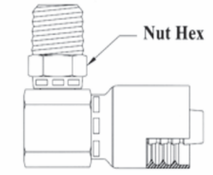

Weatherhead Part #	Per Each	Hose I.D.	Pipe Size	Thread Size	Hex Size	Couplamatic Part #
04Z-M04	49.32	1/4”	1/4”	1/4-18	5/8”	A14-4X4
06Z-M06	32.97	3/8”	3/8”	3/8-18	3/4”	A14-6X6
	Call	3/8”	1/2”	1/2-14	7/8”	A14-6X8
08Z-M08	23.45	1/2”	1/2”	1/2-14	7/8”	A14-8X8

ASK FOR QUANTITY DISCOUNT *Prices subject to change without notice.*

Qty Discount:
10-24= 6%
25-49= 20%
50+= 25%

Weatherhead and Couplamatic Z Fittings

BAUM HYDRAULICS CORPORATION

NPTF
Female Solid

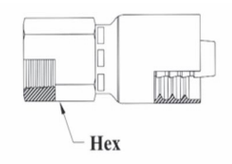

Weatherhead Part #	Per Each	Hose I.D.	Pipe Size	Thread Size	Hex Size	Couplamatic Part #
04Z-202	23.46	1/4”	1/8”	1/8-27	5/8”	A02-4X2
04Z-204	20.39	1/4”	1/4”	1/4-18	3/4”	A02-4X4
06Z-204	12.19	3/8”	1/4”	1/4-18	3/4”	A02-6X4
06Z-206	12.76	3/8”	3/8”	3/8-18	7/8”	A02-6X6
08Z-208	20.79	1/2”	1/2”	1/2-14	1”	A02-8X8

NPSM
Female Swivel

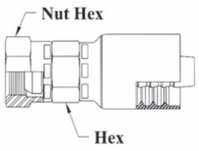

Weatherhead Part #	Per Each	Hose I.D.	Pipe Size	Thread Size	Hex Size	Nut Hex	Couplamatic Part #
04Z-054	10.32	1/4”	1/4”	1/4-18	9/16”	11/16”	A05-4X4
06Z-056	12.97	3/8”	3/8”	3/8-18	11/16”	7/8”	A05-6X6
06Z-058	Call	3/8”	1/2”	1/2-14	3/4”	1”	A05-6X8
08Z-058	16.73	1/2”	1/2”	1/2-14	7/8”	1”	A05-8X8
12Z-062	27.11	3/4”	3/4”	3/4-14	1-1/8”	1-1/4”	A05-12X12
16Z-066	43.07	1”	1”	1-11 1/2	1-3/8”	1-1/2”	A05-16X16

JIC 37°
Male Solid

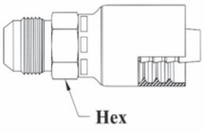

Weatherhead Part #	Per Each	Hose I.D.	Thread Size	Tube O.D.	Hex Size	Couplamatic Part #
04Z-504	8.27	1/4”	7/16x20	1/4”	9/16”	A08-4X4
04Z-505	14.23	1/4”	1/2X20	5/16”	9/16”	A08-4X5
04Z-506	8.67	1/4”	9/16X18	3/8”	5/8”	A08-4X6
06Z-506	9.90	3/8”	9/16X18	3/8”	11/16”	A08-6X6
06Z-508	10.32	3/8”	3/4X16	1/2”	3/4”	A08-6X8
06Z-510	12.78	3/8”	7/8X14	5/8”	7/8”	A08-6X10
08Z-508	11.97	1/2”	3/4X16	1/2”	7/8”	A08-8X8
08Z-510	12.25	1/2”	7/8X14	5/8”	7/8”	A08-8X10
08Z-512	17.53	1/2”	1-1/16X12	3/4”	1-1/8”	A08-8X12
10Z-510	19.23	5/8”	7/8X14	5/8”	15/16”	A08-10X10
10Z-512	28.66	5/8”	1-1/16X12	3/4”	1-1/8”	A08-10X12
12Z-512	21.25	3/4”	1-1/16X12	3/4”	1-1/8”	A08-12X12
12Z-516	29.39	3/4”	1-5/16X12	1”	1-3/8”	A08-12X16
16Z-516	37.53	1”	1-5/16X12	1”	1-3/8”	A08-16X16

Prices subject to change without notice. **ASK FOR QUANTITY DISCOUNT**

Qty Discount:
10-24= 6%
25-49= 20%
50+= 25%

Weatherhead and Couplamatic Z Fittings

BAUM HYDRAULICS CORPORATION

JIC 37°
Female Swivel

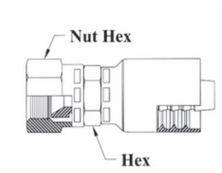

Weatherhead Part #	Per Each	Hose I.D.	Thread Size	Tube O.D.	Hex Size	Nut Hex	Couplamatic Part #
04Z-604	8.90	1/4”	7/16X20	1/4”	9/16”	9/16”	A09-4X4
04Z-605	9.18	1/4”	1/2X20	5/16”	9/16”	5/8”	A09-4X5
04Z-606	9.25	1/4”	9/16X18	3/8”	9/16”	11/16”	A09-4X6
06Z-604	11.10	3/8”	7/16X20	1/4”	11/16”	9/16”	A09-6X4
06Z-606	10.17	3/8”	9/16X18	3/8”	11/16”	11/16”	A09-6X6
06Z-608	10.87	3/8”	3/4X16	1/2”	11/16”	7/8”	A09-6X8
06Z-610	14.64	3/8”	7/8X14	5/8”	7/8”	1”	A09-6X10
08Z-606	21.19	1/2”	9/16X18	3/8”	7/8”	11/16”	A09-8X6
08Z-608	13.23	1/2”	3/4X16	1/2”	7/8”	7/8”	A09-8X8
08Z-610	13.96	1/2”	7/8X14	5/8”	7/8”	1”	A09-8X10
08Z-612	21.69	1/2”	1-1/16X12	3/4”	1-1/8”	1-1/4”	A09-8X12
10Z-610	22.88	5/8”	7/8X14	5/8”	15/16”	1”	A09-10X10
10Z-612	24.80	5/8”	1-1/16X12	3/4”	1-1/8”	1-1/4”	A09-10X12
12Z-610	27.00	3/4”	7/8X14	5/8”	1-1/16”	1”	A09-12X10
	Call	3/4”	1-1/16X12	3/4”	1-1/8”	1-1/4”	A09-12X12
12Z-612	22.88	3/4”	1-5/16X12	1”	1-3/8”	1-1/2”	A09-12X16
12Z-616	32.29	1”	1-1/16X12	3/4”	1-3/8”	1-1/4”	A09-16X12
16Z-616	38.72	1”	1-5/16X12	1”	1-3/8”	1-1/2”	A09-16X16
16Z-620	14.99	1”	1-5/8X12	1-1/4”	1-11/16”	2”	A09-16X20
20Z-620	111.51	1-1/4”	1-5/8X12	1-1/4”	1-11/16”	2”	A09-20X20

JIC/SAE Dual Seat
45° Female Swivel

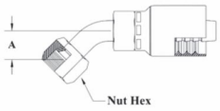

Weatherhead Part #	Per Each	Hose I.D.	Thread Size	Tube O.D.	A-Drop Inches	Nut Hex	Couplamatic Part #
04Z-684	30.13	1/4”	7/16X20	1/4”	0.47	9/16”	A25-4X4
04Z-685	34.29	1/4”	1/2X20	5/16”	0.53	5/8”	A25-4X5
04Z-686	33.69	1/4”	9/16X18	3/8”	0.59	11/16”	A25-4X6*
06Z-684	46.46	3/8”	7/16X20	1/4”	0.47	9/16”	A25-6X4
06Z-686	21.88	3/8”	9/16X18	3/8”	0.59	11/16”	A25-6X6*
06Z-688	23.56	3/8”	3/4X16	1/2”	0.71	7/8”	A25-6X8
08Z-688	25.10	1/2”	3/4X16	1/2”	0.71	7/8”	A25-8X8
08Z-690	52.09	1/2”	7/8X14	5/8”	0.84	1”	A25-8X10
10Z-690	47.95	5/8”	7/8X14	5/8”	0.68	1”	A25-10X10
10Z-692	59.69	5/8”	1-1/16X12	3/4”	0.78	1-1/4”	A25-10X12*
12Z-692	48.23	3/4”	1-1/16X12	3/4”	1.12	1-1/4”	A25-12X12
16Z-696	102.14	1”	1-5/16X12	1”	1.15	1-1/2”	A25-16X16*
20Z-697	62.88	1-1/4”	1-5/8X12	1-1/4”	1.69	2”	A25-20X20

*** JIC Seat and thread only**

ASK FOR QUANTITY DISCOUNT *Prices subject to change without notice.*

Qty Discount:
10-24= 6%
25-49= 20%
50+= 25%

Weatherhead and Couplamatic Z Fittings

BAUM HYDRAULICS CORPORATION

JIC/SAE Dual Seat 90° Female Swivel

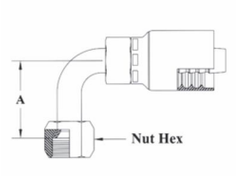

Weatherhead Part #	Per Each	Hose I.D.	Thread Size	Tube O.D.	A-Drop Inches	Nut Hex	Couplamatic #
04Z-664	20.27	1/4"	7/16X20	1/4"	0.81	9/16"	A26-4X4
04Z-665	36.66	1/4"	1/2X20	5/16"	0.83	5/8"	A26-4X5
04Z-666	21.54	1/4"	9/16X18	3/8"	0.91	11/16"	A26-4X6*
06Z-664	36.09	3/8"	7/16X20	1/4"	0.81	9/16"	A26-6X4
06Z-666	20.80	3/8"	9/16X18	3/8"	0.91	11/16"	A26-6X6*
06Z-668	24.45	3/8"	3/4X16	1/2"	1.15	7/8"	A26-6X8
08Z-668	25.00	1/2"	3/4X16	1/2"	1.15	7/8"	A26-8X8
08Z-670	29.92	1/2"	7/8X14	5/8"	1.23	1"	A26-8X10
10Z-670	52.65	5/8"	7/8X14	5/8"	1.23	1"	A26-10X10
10Z-672	41.15	5/8"	1-1/16X12	3/4"	1.88	1-1/4"	A26-10X12*
12Z-672	45.57	3/4"	1-1/16X12	3/4"	1.88	1-1/4"	A26-12X12*
	Call	3/4"	1-5/16X12	1"	2.20	1-1/2"	A26-12X16*
16Z-676	70.20	1"	1-5/16X12	1"	2.20	1-1/2"	A26-16X16*
20Z-677	145.66	1-1/4"	1-5/8X12	1-1/4"	3.31	2"	A26-20X20
* JIC Seat and thread only							

JIC/SAE Dual Seat 90° Female Swivel Long Drop

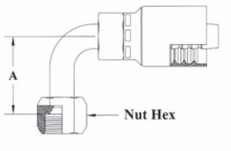

Weatherhead Part #	Per Each	Hose I.D.	Thread Size	Tube O.D.	A-Drop Inches	Nut Hex	Couplamatic Part #
04Z-644	40.66	1/4"	7/16X20	1/4"	1.80	9/16"	A27-4X4
	Call	1/4"	9/16X18	3/8"	1.80	11/16"	A27-4X6*
06Z-646	25.43	3/8"	9/16X18	3/8"	2.18	11/16"	A27-6X6*
06Z-648	29.77	3/8"	3/4X16	1/2"	2.50	7/8"	A27-6X8
08Z-648	30.23	1/2"	3/4X16	1/2"	2.50	7/8"	A27-8X8
08Z-650	32.62	1/2"	7/8X14	5/8"	2.75	1"	A27-8X10
	Call	5/8"	7/8X14	5/8"	2.75	1"	A27-10X10
12Z-652	50.64	3/4"	1-1/16X12	3/4"	3.73	1-1/4"	A27-12X12*
16Z-656	140.90	1"	1-5/16X12	1"	4.50	1-1/2"	A27-16X16*

* JIC Seat and thread only

SAE 45° Female Swivel

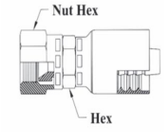

Weatherhead Part #	Per Each	Hose I.D.	Thread Size	Tube O.D.	Hex Size	Nut Hex	Couplamatic Part #
06Z-406	11.06	3/8"	5/8X18	3/8"	3/4"	13/16	A07-6X6

SAE 45° Seat 90° Female Swivel

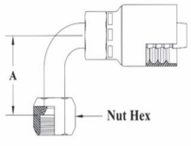

Weatherhead Part #	Per Each	Hose I.D.	Thread Size	Tube O.D.	A-Drop Inches	Nut Hex	Couplamatic Part #
06Z-446	36.56	3/8"	5/8X18	3/8"	0.91	3/4"	A23-6X6

Prices subject to change without notice. **ASK FOR QUANTITY DISCOUNT**

Qty Discount:
10-24= 6%
25-49= 20%
50+= 25%

Weatherhead and Couplamatic Z Fittings

BAUM HYDRAULICS CORPORATION

ORB
Male Solid

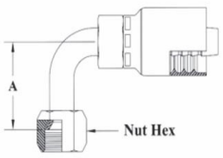

Weatherhead Part #	Per Each	Hose I.D.	Thread Size	Tube O.D.	Hex Size	Couplamatic Part #
04Z-P04	9.82	1/4”	7/16X20	1/4”	9/16”	A11-4X4
04Z-P05	11.19	1/4”	1/2X20	5/16”	5/8”	A11-4X5
04Z-P06	10.01	1/4”	9/16X18	3/8”	11/16”	A11-4X6
06Z-P06	11.13	3/8”	9/16X18	3/8”	11/16”	A11-6X6
06Z-P08	11.50	3/8”	3/4X16	1/2”	7/8”	A11-6X8
08Z-P08	11.71	1/2”	3/4X16	1/2”	7/8”	A11-8X8
08Z-P10	13.19	1/2”	7/8X14	5/8”	1”	A11-8X10
08Z-P12	32.13	1/2”	1-1/16X12	3/4”	1-1/4”	A11-8X12
10Z-P12	46.06	5/8”	1-1/16X12	3/4”	1-1/4”	A11-10X12
12Z-P12	38.29	3/4”	1-1/16X12	3/4”	1-1/4”	A11-12X12

ORB
Male Swivel

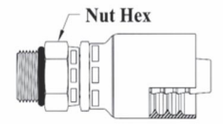

Weatherhead Part #	Per Each	Hose I.D.	Thread Size	Tube O.D.	Hex Size	Couplamatic Part #
04Z-R04	54.75	1/4”	7/16X20	1/4”	5/8”	A12-4X4
06Z-R06	14.66	3/8”	9/16X18	3/8”	3/4”	A12-6X6
06Z-R08	14.66	3/8”	3/4X16	1/2”	7/8”	A12-6X8
08Z-R08	24.99	1/2”	3/4X16	1/2”	7/8”	A12-8X8
08Z-R10	17.22	1/2”	7/8X14	5/8”	1”	A12-8X10

Swivel for installation purposes only. Leakage may occur at low pressure.

ORB
Male Swivel 90°

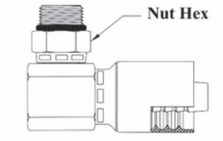

Weatherhead Part #	Per Each	Hose I.D.	Thread Size	Tube O.D.	Hex Size	Couplamatic Part #
06Z-R66	31.47	3/8”	9/16x18	3/8”	3/4”	A15-6x6
06Z-R68	33.82	3/8”	3/4X16	1/2”	7/8”	A15-6X8
08Z-R68	35.32	1/2”	3/4X16	1/2”	7/8”	A15-8X8
08Z-R70	37.80	1/2”	7/8X14	5/8”	1”	A15-8X10

Swivel for installation purposes only. Leakage may occur at low pressure.

O-Ring Face Seal (ORF)
Male Solid

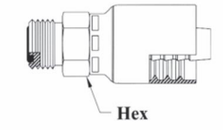

Weatherhead Part #	Per Each	Hose I.D.	Thread Size	Tube O.D.	Hex Size	Couplamatic Part #
04Z-E64	17.57	1/4”	9/16X18	1/4”	5/8”	A29-4X4
06Z-E66	19.90	3/8”	11/16X16	3/8”	3/4”	A29-6X6
06Z-E68	31.93	3/8”	13/16X16	1/2”	7/8”	A29-6X8
08Z-E68	23.56	1/2”	13/16X16	1/2”	7/8”	A29-8X8
08Z-E70	24.75	1/2”	1X14	5/8”	1-1/16”	A29-8X10
10Z-E70	41.92	5/8”	1X14	5/8”	1-1/16”	A29-10X10
10Z-E72	46.85	5/8”	1-3/16X12	3/4”	1-1/4”	A29-10X12
12Z-E72	46.04	3/4”	1-3/16X12	3/4”	1-1/4”	A29-12X12
Couplings are capped with O-Ring included.						

ASK FOR QUANTITY DISCOUNT *Prices subject to change without notice.*

 © Baum Hydraulics Corporation

Qty Discount:
10-24= 6%
25-49= 20%
50+= 25%

Weatherhead and Couplamatic Z Fittings

BAUM HYDRAULICS CORPORATION

O-Ring Face Seal (ORF)
Female Swivel

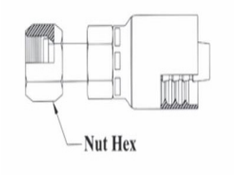

Weatherhead Part #	Per Each	Hose I.D.	Thread Size	Tube O.D.	Hex Size	Couplamatic Part #
04Z-S64	16.44	1/4”	9/16x18	1/4”	11/16”	A30-4X4
04Z-S66	17.81	1/4”	11/16X16	3/8”	13/16”	A30-4X6
06Z-S66	17.37	3/8”	11/16X16	3/8”	13/16”	A30-6X6
06Z-S68	17.86	3/8”	13/16X16	1/2”	15/16”	A30-6X8
08Z-S66	22.87	1/2”	11/16X16	3/8”	13/16”	A30-8X6
08Z-S68	20.04	1/2”	13/16X16	1/2”	15/16”	A30-8X8
08Z-S70	29.04	1/2”	1X14	5/8”	1-1/8”	A30-8X10
08Z-S72	28.33	1/2”	1-3/16X12	3/4”	1-3/8”	A30-8X12
10Z-S70	35.36	5/8”	1X14	5/8”	1-1/8”	A30-10X10
10Z-S72	41.97	5/8”	1-3/16X12	3/4”	1-3/8”	A30-10X12
12Z-S72	40.41	3/4”	1-3/16X12	3/4”	1-3/8”	A30-12X12
12Z-S76	57.26	3/4”	1-7/16X12	1”	1-5/8”	A30-12X16
16Z-S76	62.75	1”	1-7/16X12	1”	1-5/8”	A30-16X16
20Z-S80	169.89	1-1/4”	1-11/16X12	1-1/4”	1-7/8”	A30-20X20

O-Ring Face Seal (ORF)
45° Female Swivel

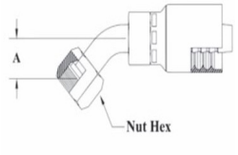

Weatherhead Part #	Per Each	Hose I.D.	Thread Size	Tube O.D.	A-Drop Inches	Nut Hex	Couplamatic Part #
04Z-L64	23.95	1/4”	9/16X18	1/4”	0.41	11/16”	A31-4X4
04Z-L66	24.54	1/4”	11/16X16	3/8”	0.48	13/16”	A31-4X6
06Z-L66	25.10	3/8”	11/16X16	3/8”	0.43	13/16”	A31-6X6
06Z-L68	28.93	3/8”	13/16X16	1/2”	0.60	15/16”	A31-6X8
08Z-L66	43.16	1/2”	11/16X16	3/8”	0.43	13/16”	A31-8X6
08Z-L68	39.99	1/2”	13/16X16	1/2”	0.59	15/16”	A31-8X8
08Z-L70	67.45	1/2”	1X14	5/8”	0.68	1-1/8”	A31-8X10
10Z-L70	41.45	5/8”	1X14	5/8”	0.68	1-1/8”	A31-10X10
10Z-L72	76.31	5/8”	1-3/16X12	3/4”	0.83	1-3/8”	A31-10X12
12Z-L72	50.03	3/4”	1-3/16X12	3/4”	0.83	1-3/8”	A31-12X12

Prices subject to change without notice. **ASK FOR QUANTITY DISCOUNT**

Qty Discount:
10-24= 6%
25-49= 20%
50+= 25%

Weatherhead and Couplamatic Z Fittings

BAUM HYDRAULICS CORPORATION

O-Ring Face Seal (ORF)
90° Female Swivel

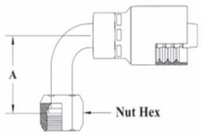

Weatherhead Part #	Per Each	Hose I.D.	Thread Size	Tube O.D.	A-Drop Inches	Nut Hex	Couplamatic Part #
04Z-A24	22.48	1/4”	9/16X18	1/4”	0.78	11/16”	A32-4X4
04Z-A26	24.97	1/4”	11/16X16	3/8”	0.90	13/16”	A32-4X6
	Call	3/8”	9/16X18	1/4”	0.78	11/16”	A32-6X4
06Z-A26	26.66	3/8”	11/16X16	3/8”	0.90	13/16”	A32-6X6
06Z-A28	30.28	3/8”	13/16X16	1/2”	1.15	15/16”	A32-6X8
08Z-A26	50.59	1/2”	11/16X16	3/8”	0.92	13/16”	A32-8X6
08Z-A28	30.87	1/2”	13/16X16	1/2”	1.15	15/16”	A32-8X8
08Z-A30	56.92	1/2”	1X14	5/8”	1.27	1-1/8”	A32-8X10
10Z-A30	39.28	5/8”	1X14	5/8”	1.27	1-1/8”	A32-10X10
10Z-A32	46.45	5/8”	1-3/16X12	3/4”	1.88	1-3/8”	A32-10X12
12Z-A32	50.91	3/4”	1-3/16X12	3/4”	1.88	1-3/8”	A32-12X12
12Z-A36	93.31	3/4”	1-7/16X12	1”	2.20	1-5/8”	A32-12X16
16Z-A36	75.65	1”	1-7/16X12	1”	2.20	1-5/8”	A32-16X16
20Z-A40	134.27	1-1/4”	1-11/16X12	1-1/4”	2.51	1-7/8”	A32-20X20

O-Ring Face Seal (ORF)
90° Female Swivel
Medium Drop

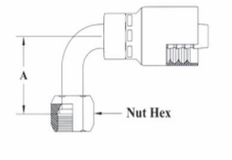

Weatherhead Part #	Per Each	Hose I.D.	Thread Size	Tube O.D.	A-Drop Inches	Nut Hex	Couplamatic Part #
04Z-J34	38.72	1/4”	9/16x18	1/4”	1.26	11/16”	A34-4X4
06Z-J36	36.82	3/8”	11/16X16	3/8”	1.51	13/16”	A34-6X6
08Z-J38	43.69	1/2”	13/16X16	1/2”	1.62	15/16”	A34-8X8

O-Ring Face Seal (ORF)
90° Female Swivel
Long Drop

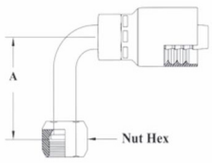

Weatherhead Part #	Per Each	Hose I.D.	Thread Size	Tube O.D.	A-Drop Inches	Nut Hex	Couplamatic Part #
04Z-A64	38.99	1/4”	9/16X18	1/4”	1.80	11/16”	A33-4X4
06Z-A66	28.93	3/8”	11/16X16	3/8”	2.13	13/16”	A33-6X6
08Z-A68	32.74	1/2”	13/16X16	1/2”	2.51	15/16”	A33-8X8
10Z-A70	74.71	5/8”	1X14	5/8”	2.76	1-1/8”	A33-10X10
12Z-A72	52.45	3/4”	1-3/16X12	3/4”	3.78	1-3/8”	A33-12X12
16Z-A76	78.93	1”	1-7/16X12	1”	4.50	1-5/8”	A33-16X16

Tube Repair
Couplings

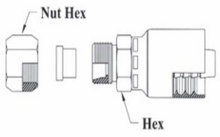

Weatherhead Part #	Per Each	Hose I.D.	Thread Size	Tube O.D.	Hex Size	Nut Hex	Couplamatic Part #
04Z-754	....	1/4”	7/16X20	1/4”	9/16”	9/16”	A28-4X4
06Z-756	14.99	3/8”	9/16X18	3/8”	11/16”	11/16”	A28-6X6
	Call	3/8”	3/4X16	1/2”	3/4”	7/8”	A28-6X8
08Z-758	19.05	1/2”	3/4X16	1/2”	7/8”	7/8”	A28-8X8

ASK FOR QUANTITY DISCOUNT *Prices subject to change without notice.*

Qty Discount:
10-24= 6%
25-49= 20%
50+= 25%

Weatherhead and Couplamatic Z Fittings

BAUM HYDRAULICS CORPORATION

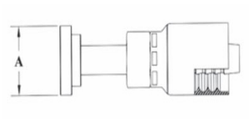

Code 61
Split Flange
Straight

Weatherhead Part #	Per Each	Hose I.D.	Flange Size	A- Dia Inches	Couplamatic Part #
12Z-G12	48.35	3/4”	3/4”	1.50	A47-12X12
16Z-G16	79.35	1”	1”	1.75	A47-16X16

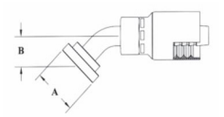

Code 61
Split Flange
45° Bend

Weatherhead Part #	Per Each	Hose I.D.	Flange Size	A- Dia Inches	B-Drop Inches	Couplamatic Part #
12Z-G42	58.32	3/4”	3/4”	1.50	1.00	A50-12X12
16Z-G46	32.61	1”	1”	1.75	1.12	A50-16X16

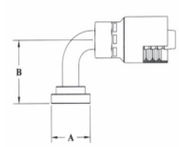

Code 61
Split Flange
90° Bend

Weatherhead Part #	Per Each	Hose I.D.	Flange Size	A- Dia Inches	B-Drop Inches	Couplamatic Part #
12Z-G72	64.72	3/4”	3/4”	1.50	2.12	A53-12X12
16Z-G76	81.21	1”	1”	1.75	2.38	A53-16X16

BSPP
British Standard Parallel
60° Cone - Female Swivel

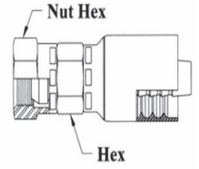

Weatherhead Part #	Per Each	Hose I.D.	BSPP Size	Thread Size	Hex Size	Nut Hex	Couplamatic Part #
04Z-354	15.07	1/4”	1/4”	G-1/4-19	9/16”	3/4”	A10-4X4
06Z-356	16.19	3/8”	3/8”	G-3/8-19	3/4”	7/8”	A10-6X6
08Z-358	23.40	1/2”	1/2”	G-1/2-14	7/8”	1”	A10-8X8
12Z-362	44.63	3/4”	3/4”	G-3/4-14	1-1/8”	1-1/4”	A10-12X12
16Z-366	51.72	1”	1”	G-1-11	1-3/8”	1-1/2”	A10-16X16

G as part of thread size ISO designation for parallel thread

BSPP
British Standard Parallel
60° Cone
40° Bend Female Swivel

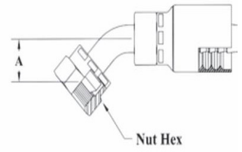

Weatherhead Part #	Per Each	Hose I.D.	BSPP Size	Thread Size	A-Drop Inches	Nut Hex	Couplamatic Part #
06Z-46P	39.92	3/8”	3/8”	G-3/8-19	0.90	7/8”	A43-6X6
08Z-48P	73.08	1/2”	1/2”	G-1/2-14	0.87	1”	A43-8X8

G as part of thread size ISO designation for parallel thread

BSPP
British Standard Parallel
60° Cone
90° Bend Female Swivel

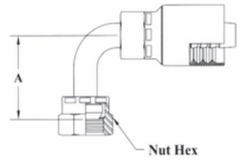

Weatherhead Part #	Per Each	Hose I.D.	BSPP Size	Thread Size	A-Drop Inches	Nut Hex	Couplamatic Part #
04Z-74P	36.92	1/4”	1/4”	G-1/4-19	1.50	3/4”	A46-4X4
06Z-76P	31.86	3/8”	3/8”	G-3/8-19	1.60	7/8”	A46-6X6
08Z-78P	56.52	1/2”	1/2”	G-1/2-14	1.89	1”	A46-8X8
12Z-82P	85.95	3/4”	3/4”	G-3/4-14	2.55	1-1/4”	A46-12X12

G as part of thread size ISO designation for parallel thread

Prices subject to change without notice. **ASK FOR QUANTITY DISCOUNT**

Qty Discount:
10-24= 6%
25-49= 20%
50+= 25%

Weatherhead and Couplamatic Z Fittings

BAUM HYDRAULICS CORPORATION

JIS 30°
Flare Parallel Pipe
Female Swivel

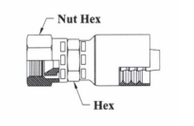

Weatherhead Part #	Per Each	Hose I.D.	Tube Size	Thread Size	Hex Size	Nut Hex	Couplamatic Part #
04Z-04L	18.70	1/4”	1/4”	G-1/4-19	5/8”	3/4”	A40-4X4
06Z-06L	26.39	3/8”	3/8”	G-3/8-19	11/16”	7/8”	A40-6X6
08Z-08L	26.83	1/2”	1/2”	G-1/2-14	7/8”	1-1/16”	A40-8X8

G as part of thread size ISO designation for parallel thread

DIN Light Universal Seat
Female Swivel

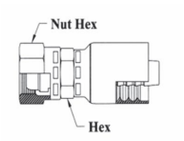

Weatherhead Part #	Per Each	Hose I.D.	Tube Size	Thread Size	Hex Size	Nut Hex	Couplamatic Part #
04Z-08C	20.34	1/4”	8mm	M14X1.5	5/8”	11/16”	A37-4X8
04Z-10C	22.27	1/4”	10mm	M16X1.5	5/8”	3/4”	A37-4X10
06Z-10C	23.62	3/8”	10mm	M16X1.5	11/16”	3/4”	A37-6X10
06Z-12C	24.04	3/8”	12mm	M18X1.5	11/16”	7/8”	A37-6X12
08Z-15C	35.56	1/2”	15mm	M22X1.5	7/8”	1-1/16”	A37-8X15

DIN Light Universal Seat
Female Swivel
90° Bend

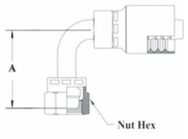

Weatherhead Part #	Per Each	Hose I.D.	Tube Size	Thread Size	A-Drop Size	Nut Hex	Couplamatic Part #
04Z-58D	37.93	1/4”	8mm	M14X1.5	1.48	11/16”	A44-4X8
06Z-60D	54.62	3/8”	10mm	M16X1.5	1.65	3/4”	A44-6X10
06Z-62D	41.97	3/8”	12mm	M18X1.5	1.65	7//8”	A44-6X12
08Z-65D	49.09	1/2”	15mm	M22X1.5	1.93	1-1/16”	A44-8X15
10Z-68D	93.31	5/8”	18mm	M26X1.5	2.31	1-1/4”	A44-10X18

DIN Heavy 24° Seat
Female Swivel

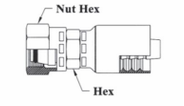

Weatherhead Part #	Per Each	Hose I.D.	Tube Size	Thread Size	Hex Size	Nut Hex	Couplamatic Part #
04Z-58C	21.22	1/4”	8mm	M16X1.5	5/8”	3/4”	A38-4X8
04Z-60C	24.76	1/4”	10mm	M18X1.5	5/8”	7/8”	A38-4X10
06Z-62C	28.70	3/8”	12mm	M20X1.5	3/4”	1”	A38-6X12
08Z-66C	37.93	1/2”	16mm	M24X1.5	7/8”	1-1/8”	A38-8X16

O-Ring included

DIN Heavy 24° Seat
Female Swivel
90° Bend

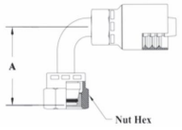

Weatherhead Part #	Per Each	Hose I.D.	Tube Size	Thread Size	A-Drop Size	Nut Hex	Couplamatic Part #
04Z-60E	9.41	1/4”	10mm	M18X1.5	1.50	7/8”	A45-4X10
06Z-62E	63.15	3/8”	12mm	M20X1.5	1.95	1”	A45-6X12
08Z-66E	....	1/2”	16mm	M24X1.5	2.05	1-1/8”	A45-8X16

O-Ring included

ASK FOR QUANTITY DISCOUNT *Prices subject to change without notice.*

Qty Discount:
10-24= 10%
25-49= 18%
50+= 25%

T Series Couplings
Hydraulic Hose Ends for 100R7

BAUM HYDRAULICS CORPORATION

NPTF- Male Solid

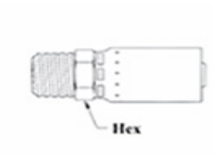

Couplamatic Part #	Per Each	Hose I.D.	Pipe Size	Thread Size	Hex Size	Weaterhead Part #
T01-3X2	$5.23	3/16”	1/8”	1/8-27	1/2”	03E-102
T01-3X4	5.62	3/16”	1/4”	1/4-18	9/16”	03E-604
T01-4X2	4.44	1/4”	1/8”	1/8-27	1/2”	04E-102
T01-4X4	5.94	1/4”	1/4”	1/4-18	9/16”	04E-104
T01-4X6	7.50	1/4”	3/8”	3/8-18	11/16”	04E-106
T01-5X4	2.77	5/16”	1/4”	1/4-18	9/16”	05E-104
T01-5X6	3.00	5/16”	3/8”	3/8-18	11/16”	05E-106
T01-6X4	5.43	3/8”	1/4”	1/4-18	9/16”	06E-104
T01-6X6	6.94	3/8”	3/8”	3/8-18	11/16”	06E-106
T01-6X8	6.93	3/8”	1/2”	1/2-14	7/8”	06E-108
T01-8X6	8.24	1/2”	3/8”	3/8-18	3/4”	08E-106
T01-8X8	7.50	1/2”	1/2”	1/2-14	7/8-”	08E-108
T01-12X12	10.32	3/4”	3/4”	3/4-14	1-1/16”	12E-112
T01-16X16	15.67	1”	1”	1-11 1/2	1-3/8”	16E-116

NPTF- Male Swivel

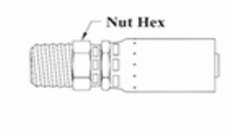

Couplamatic Part #	Per Each	Hose I.D.	Pipe Size	Thread Size	Hex Size	Nut Hex	Weatherhead Part #
T04-4X4	$....	1/4”	1/4”	1/4-18	9/16”	5/8”	04E-J04
T04-5X4	4.37	5/16”	1/4”	1/4-18	11/16”	3/4”	05E-J04
T04-6X6	10.83	3/8”	3/8”	3/8-18	11/16”	3/4”	06E-J06
T04-8X8	12.42	1/2”	1/2”	1/2-14	3/4”	7/8”	08E-J08
* Swivel for installation purposes only. Leakage may occur at low pressure.							

JIC 37° - Male Solid

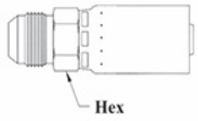

Couplamatic Part #	Per Each	Hose I.D.	Thread Size	Tube O.D.	Hex Size	Weatherhead Part #
T08-4X4	$....	1/4”	7/16x20	1/4”	1/2”	04E-504
T08-5X5	6.30	5/16”	1/2X20	5/16”	9/16”	05E-505
T08-6X6	7.91	3/8”	9/16X18	3/8”	5/8”	06E-506
T08-6X8	7.57	3/8”	3/4X16	1/2”	13/16”	06E-508
T08-8X8	7.85	1/2”	3/4X16	1/2”	13/16”	08E-510
T08-8X10	5.14	1/2”	7/8X14	5/8”	15/16”	08E-508
T08-12X12	13.36	3/4”	1-1/16X12	3/4”	1-1/8”	12E-512
T08-16X16	17.02	1”	1-5/16X12	1”	1-3/8”	16E-516

Prices subject to change without notice. **ASK FOR QUANTITY DISCOUNT**

Qty Discount:
10-24= 10%
25-49= 18%
50+= 25%

T Series Couplings
Hydraulic Hose Ends for 100R7

BAUM HYDRAULICS CORPORATION

JIC 37° - Female Swivel

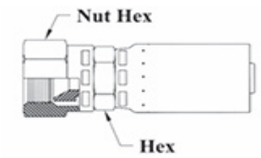

Couplamatic Part #	Per Each	Hose I.D.	Tube Size	Thread Size	Hex Size	Nut Hex	Weatherhead Part #
T09-3X4	$8.01	3/16”	1/4”	7/16X20	1/2”	9/16”	03E-604
T09-4X4	7.18	1/4”	1/4”	7/16X20	1/2”	9/16”	04E-604
T09-4X5	7.66	1/4”	5/16”	1/2X20	1/2”	5/8”	04E-605
T09-4X6	8.27	1/4”	3/8”	9/16X18	9/16”	11/16”	04E-606
T09-5X5	8.40	5/16”	5/16”	1/2X20	1/2”	5/8”	05E-605
T09-5X6	7.12	5/16”	3/8”	9/16X18	9/16”	11/16”	05E-606
T09-6X6	8.24	3/8”	3/8”	9/16X18	9/16”	11/16”	06E-606
T09-6X8	10.12	3/8”	1/2”	3/4X16	3/4”	7/8”	06E-608
T09-8X8	9.76	1/2”	1/2”	3/4X16	3/4”	7/8”	08E-610
T09-8X10	12.25	1/2”	5/8”	7/8X14	7/8”	1”	08E-608
T09-12X12	16.84	3/4”	3/4”	1-1/16X12	1”	1-1/4”	12E-612
T09-16X16	19.34	1”	1”	1-5/16X12	1-1/4”	1-1/2”	16E-616

JIC/SAE Dual Seat-45° Female Swivel

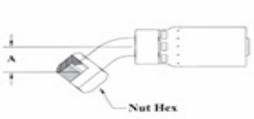

Couplamatic Part #	Per Each	Hose I.D.	Tube Size	Thread Size	A-Drop Inches	Nut Hex	Weatherhead Part #
T25-4X4	$6.52	1/4”	1/4”	7/16X20	0.47	9/16”	04E-684
T25-5X6*	7.25	5/16”	3/8”	9/16X18	0.59	11/16”	05E-686
T25-6X6*	7.51	3/8”	3/8”	9/16X18	0.59	11/16”	06E-686
T25-8X8	15.04	1/2”	1/2”	3/4X16	0.71	7/8”	08E-690
T25-8X10	17.05	1/2”	5/8”	7/8X14	0.84	1”	08E-688
T25-12X12*	23.34	3/4”	3/4”	1-1/16X12	1.12	1-1/4”	12E-692
T25-16X16*	32.31	1”	1”	1-5/16X12	1.15	1-1/2”	16E-696

* JIC Seat & Thread Only

JIC/SAE Dual Seat-90° Female Swivel

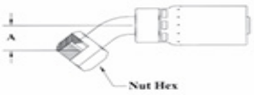

Couplamatic Part #	Per Each	Hose I.D.	Tube Size	Thread Size	A-Drop Inches	Nut Hex	Weatherhead Part #
T26-4X4	$6.30	1/4”	1/4”	7/16x20	0.81	9/16”	04E-664
T26-4X5	6.65	1/4”	5/16”	1/2X20	0.83	5/8”	04E-665
T26-5X6*	7.03	5/16”	3/8”	9/16X18	0.910	11/16”	05E-666
T26-6X6*	7.17	3/8”	3/8”	9/16X18	0.910	11/16”	06E-666
T26-6X8	7.62	3/8”	1/2”	3/4X16	1.15	7/8”	06E-668
T26-8X8	18.99	1/2”	1/2”	3/4X16	1.15	7/8”	08E-670
T26-8X10	18.01	1/2”	5/8”	7/8X14	1.23	1”	08E-668
T26-12X12*	23.64	3/4”	3/4”	1-1/16X12	1.88	1-1/4”	12E-672
T26-16X16*	33.31	1”	1”	1-5/16X12	2.20	1-1/2”	16E-676

* JIC Seat & Thread Only

SAE 45° Female Swivel

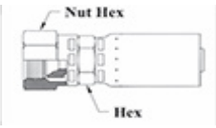

Couplamatic Part #	Per Each	Hose I.D.	Tube Size	Thread Size	Hex Size	Nut Hex	Weatherhead Part #
T07-5X6	$4.20	5/16”	3/8”	5/8x18	9/16”	3/4”	05E-406
T07-6X6	8.55	3/8”	3/8”	5/8X18	9/16”	3/4”	06E-406

ASK FOR QUANTITY DISCOUNT *Prices subject to change without notice.*

 © Baum Hydraulics Corporation

Qty Discount:
10-24= 10%
25-49= 18%
50+= 25%

T Series Couplings
Hydraulic Hose Ends for 100R7

BAUM HYDRAULICS CORPORATION

JIC/SAE Dual Seat- 90° Female Swivel Long Drop

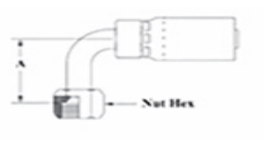

Couplamatic Part #	Per Each	Hose I.D.	Tube Size	Thread Size	A-Drop Inches	Nut Hex	Weatherhead Part #
T27-4X4	$6.10	1/4”	1/4”	7/16X20	1.80	9/16”	04E-644
T27-6X6*	6.78	3/8”	3/8”	9/16X18	2.18	11/16”	06E-646
T27-8X8	16.34	1/2”	1/2”	3/4X16	2.50	7/8”	08E-648
T27-12X12*	28.00	3/4”	3/4”	1-1/16X12	3.73	1-1/4”	12E-652
T27-16X16*	32.31	1”	1”	1-5/16X12	4.50	1-1/2”	16E-656

*JIC Seat & Thread Only

SAE 45° Seat 90° Female Swivel

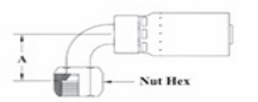

Couplamatic Part #	Per Each	Hose I.D.	Tube Size	Thread Size	A-Drop Inches	Nut Hex	Weatherhead Part #
T23-5X6	$7.43	5/16”	3/8”	5/8X18	0.91	3/4”	05E-466
T23-6X6	7.31	3/8”	3/8”	5/8X18	0.91	3/4”	06E-466

O-Ring Face Seal (ORF) Female Swivel

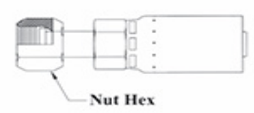

Couplamatic Part #	Per Each	Hose I.D.	Thread Size	Tube OD	Nut Hex	Weatherhead Part #
T30-4X4	$4.48	1/4”	9/16X18	1/4”	11/16”	04E-S64
T30-4X6	9.78	1/4”	11/16X16	3/8”	13/16”	04E-S66
T30-5X6	5.01	5/16”	11/16X16	3/8”	13/16”	05E-S66
T30-6X6	....	3/8”	11/16X16	3/8”	13/16”	06E-S66
T30-6X8	5.87	3/8”	13/16X16	1/2”	15/16”	06E-S68
T30-8X8	11.34	1/2”	13/16X16	1/2”	15/16”	08E-S68
T30-8X10	14.35	1/2”	1X14	5/8”	1-1/8”	08E-S70
T30-12X12	19.14	3/4”	1-3/16X12	3/4”	1-3/8”	12E-S72
T30-16X16	27.69	1”	1-7/16X12	1”	1-5/8”	16E-S76

O-Ring Face Seal (ORF) 90° Female Swivel Long Drop

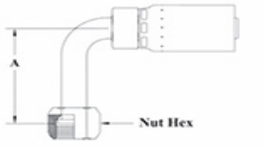

Couplamatic Part #	Per Each	Hose I.D.	Thread Size	Tube OD	A-Drop Inches	Nut Hex	Weatherhead Part #
T33-4X4	$7.56	1/4”	9/16X18	1/4”	1.80	11/16”	04E-A64
T33-6X6	8.21	3/8”	11/16X16	3/8”	2.13	13/16”	06E-A66
T33-8X8	17.61	1/2”	13/16X16	1/2”	2.51	15/16”	08E-A68

Inverted Male 90° Bend

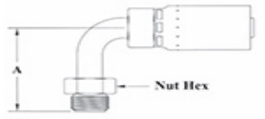

Couplamatic Part #	Per Each	Hose I.D.	Thread Size	Tube OD	A-Drop Inches	Nut Hex	Weatherhead Part #
T20-4X4	$12.78	1/4”	7/16X24	1/4”	1.23	7/16”	04E-B64
T20-6X6	13.43	3/8”	5/8X18	3/8”	1.63	5/8”	06E-B66

Prices subject to change without notice. **ASK FOR QUANTITY DISCOUNT**

Qty Discount:
10-24= 10%
25-49= 18%
50+= 25%

T Series Couplings
Hydraulic Hose Ends for 100R7

BAUM HYDRAULICS CORPORATION

O-Ring Face Seal (ORF) 45° Female Swivel

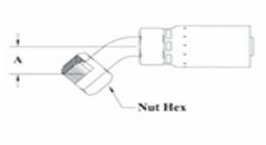

Couplamatic Part #	Per Each	Hose I.D.	Thread Size	Tube OD	A-Drop Inches	Nut Hex	Weatherhead Part #
T31-4X4	$7.52	1/4”	9/16x18	1/4”	.41	11/16”	04E-L64
T31-5X6	8.04	5/16”	11/16X16	3/8”	.43	13/16”	05E-L66
T31-6X6	8.04	3/8”	11/16X16	3/8”	.43	13/16”	06E-L66
T31-8X8	17.23	1/2”	13/16X16	1/2”	.60	15/16”	08E-L68
T31-12X12	25.61	3/4’	1-3/16X12	3/4”	.83	1-3/8”	12E-L72
T31-16X16	32.12	1”	1-7/16X12	1”	1.15	1-5/8”	16E-L76

O-Ring Face Seal (ORF) 90° Female Swivel

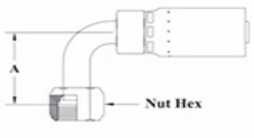

Couplamatic Part #	Per Each	Hose I.D.	Thread Size	Tube OD	A-Drop Inches	Nut Hex	Weatherhead Part #
T32-4X4	$7.17	1/4”	9/16X18	1/4”	0.78	11/16”	04E-A24
T32-4X6	15.88	1/4”	11/16X16	3/8”	0.90	13/16”	04E-A26
T32-5X6	8.40	5/16”	11/16X16	3/8”	0.90	13/16”	05E-A26
T32-6X6	7.52	3/8”	11/16X16	3/8”	0.90	13/16”	06E-A26
T32-6X8	8.99	3/8”	13/16X16	1/2”	1.15	15/16”	06E-A28
T32-8X8	17.16	1/2”	13/16X16	1/2”	1.15	15/16”	08E-A28
T32-12X12	27.35	3/4”	1-3/16X12	3/4”	1.88	1-3/8”	12E-A32
T32-16X16	32.12	1”	1-7/16X12	1”	2.20	1-5/8”	16E-A36

BSPP - British Standard Parallel
60° Cone - Female Swivel

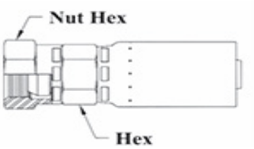

Couplamatic Part #	Per Each	Hose I.D.	BSPP Size	Thread Size	Hex Size	Nut Hex	Weatherhead Part #
T10-4X4	$19.79	1/4”	1/4”	G-1/4-19	9/16”	3/4”	04E-354
T10-6X6	8.65	3/8”	3/8”	G-3/8-19	3/4”	7/8”	06E-356
T10-8X8	22.43	1/2”	1/2”	G-1/2-14	13/16”	1”	08E-358

Inverted Male Straight

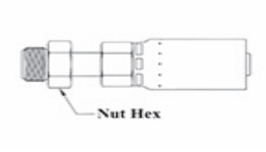

Couplamatic Part #	Per Each	Hose I.D.	Thread Size	Tube OD	Nut Hex	Weatherhead Part #
T18-4X4	$10.32	1/4”	7/16X24	1/4”	7/16”	04E-B04
T18-4X5	5.25	1/4”	1/2X20	5/16”	1/2”	04E-B05
T18-5X5	6.65	5/16”	1/2X20	5/16”	1/2”	05E-B05
T18-6X6	5.42	3/8”	5/8X18	3/8”	5/8”	06E-B06

Inverted Male 45° Bend

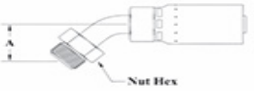

Couplamatic Part #	Per Each	Hose I.D.	Thread Size	Tube OD	A-Drop Inches	Nut Hex	Weatherhead Part #
T19-4X4	$13.37	1/4”	7/16X24	1/4”	1.08	7/16”	04E-B44
T19-6X6	6.71	3/8”	5/8X18	3/8”	1.03	5/8”	06E-B46

ASK FOR QUANTITY DISCOUNT *Prices subject to change without notice.*

 © Baum Hydraulics Corporation

Qty Discount:
10-24= 10%
25-49= 18%
50+= 25%

Couplamatic and Weatherhead U Fittings

BAUM HYDRAULICS CORPORATION

Male Pipe Thread Solid

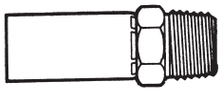

Male Pipe Thread Swivel

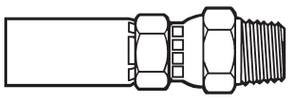

Hose Size	Thread Size	Couplamatic Part #	Cut Off Factor	Price Per Ea	Weatherhead Part #	Couplamatic Part #	Cut Off Factor	Price Per Ea	Weatherhead Part #
1/4	1/8	400V	7/8	$5.07	04U-102	462V	- -	Call	04U-J02
1/4	1/4	403V	1-1/8	5.23	04U-104	406V	- -	9.29	04U-J06
1/4	3/8	415V	1-1/8	5.97	04U-106	466V	- -	12.77	04U-J08
1/4	1/2	439V	1-3/8	9.47	04U-108	- - - -	- -	....	- - - - -
3/8	1/4	600V	1-1/8	5.94	06U-104	666V	1-15/16	....	06U-J04
3/8	3/8	603V	1-1/8	5.55	06U-106	609V	1-15/16	9.34	06U-J06
3/8	1/2	615V	1-3/8	7.01	06U-108	651V	2-3/16	....	06U-J08
1/2	3/8	800V	1-1/8	7.14	08U-106	857V		Call	08U-J06
1/2	1/2	803V	1-3/8	6.67	08U-108	809V	2-1/4	10.81	08U-J08
1/2	3/4	854V	1-3/8	....	08U-112	- - - -	- -	....	- - - - -
5/8	3/8	10U-106	1-1/4	....	10U-106	- - - -	- -	....	- - - - -
5/8	1/2	1000V	1-7/16	14.45	10U-108	- - - -	- -	....	- - - - -
5/8	3/4	1003V	1-7/16	....	10U-112	- - - -	- -	....	- - - - -
3/4	1/2	1200V	1-7/16	....	12U-108	- - - -	- -	....	- - - - -
3/4	3/4	1203V	1-7/16	12.17	12U-112	1209V	2-1/2	18.17	12U-J12
3/4	1	1254V	1-1/2	19.35	16U-112	- - - -	- -	....	- - - - -
1	3/4	1603V	1-7/16	21.27	16U-112	- - - -	- -	....	- - - - -
1	1	1600V	1-5/8	17.29	16U-116	1609V	2-7/8	30.51	16U-J16
1-1/4	1-1/4	2000V	1-3/4	....	20U-120	- - -	- -	....	- - - - -

Female Pipe Swivel Internal Bevel Seat Seal

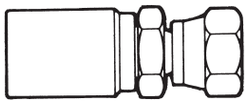

Female Pipe Rigid

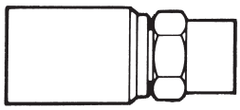

Standard Pipe Thread Female Pipe Swivel Thread Seal-No Bevel

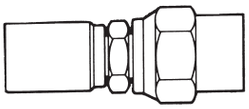

Hose Size	Thread Size	CPLM Part #	Cut Off Factor	Price Per Ea	Weatherhead Part #	CPLM Part #	Cut Off Factor	Price Per Ea	Weatherhead Part #	CPLM Part #	Cut Off Factor	Price Per Ea	Weatherhead Part #
1/4	1/8	- - - -	- -	$....	- - - - -	436V	3/4	$....	04U-202	- - - -	- -	$....	- - - - -
1/4	1/4	409V	1-1/8	....	04U-054	412V	15/16	8.22	04U-204	484V	2-1/16	22.22	04U-254
3/8	3/8	606V	1-1/4	....	06U-056	612V	1-3/16	9.14	06U-206	684V	2-3/16	....	06U-256
1/2	1/2	806V	1-7/16	....	08U-058	812V	1-7/16	10.62	08U-208	884V	2-7/16	29.05	08U-258
3/4	3/4	1206V	1-9/16	....	12U-062	1212V	1-1/2	....	12U-212	- - - -	- -	....	- - - - -
1	1	1606V	1-3/4	30.23	16U-066	- - - -	- -	....	- - - - -	- - - -	- -	....	- - - - -
1-1/4	1-1/4	2008V	1-13/16	63.69	20U-070	- - - -	- -	....	- - - - -	- - - -	- -	....	- - - - -

Prices subject to change without notice. **ASK FOR QUANTITY DISCOUNT**

1-800-228-9222 / e-mail: sales@baumhydraulics.com
Fax: 1-800-832-2522 / www.baumhydraulics.com / © Baum Hydraulics Corporation

BAUM HYDRAULICS CORPORATION

Qty Discount:
10-24= 10%
25-49= 18%
50+= 25%

Couplamatic and Weatherhead U Fittings

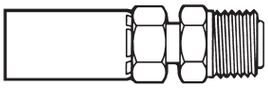

Inverted Male
Swivel Straight

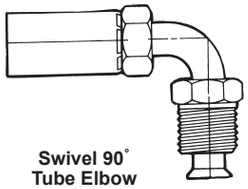

Swivel 90˚
Tube Elbow

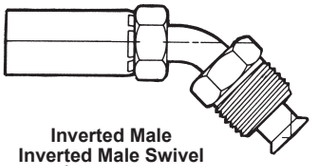

Inverted Male
Inverted Male Swivel
45˚ Tube Elbow

Hose Size	Thread Size	CPLM Part #	Price Per Ea	Weatherhead Part #	CPLM Part #	Price Per Ea	Weatherhead Part #	CPLM Part #	Price Per Ea	Weatherhead Part #
1/4	3/8	4169V	$12.17	04U-B03	- - - -	- - - -	- - - - - -	- - - -	- - - -	- - - - - -
1/4	7/16	4106V	13.34	04U-B04	4112V	$15.03	04U-B64	4109V	$14.65	04U-B44
1/4	1/2	4133V	....	04U-B05	4139V	16.12	04U-B65	4136V	....	04U-B45
3/8	7/16	6175V	17.04	06U-B04	6181V	....	06U-B64	6178V	15.70	06U-B44
3/8	1/2	6109V	....	06U-B05	6115V	16.10	06U-B65	6112V	....	06U-B45
3/8	5/8	6136V	....	06U-B06	6142V	16.37	06U-B66	6139V	....	06U-B46
1/2	3/4	8109V	....	08U-B08	8115V	....	08U-B68	8112V	17.71	08U-B48

Male Pipe Thread Swivel
90˚ Elbow

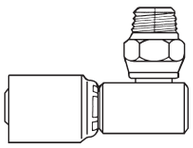

Hose Size	Thread Size	CPLM Part #	Cut Off Factor	Price Per Ea	Weatherhead Part #
1/4	1/4	4206V	1	$18.94	04U-M04
3/8	3/8	6209V	1-1/16	22.54	06U-M06
1/2	1/2	8209V	- -	....	08U-M08

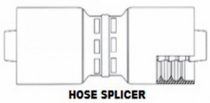

HOSE SPLICER

Hose Size	CPLM Part #	Price Per Ea
1/4	44SV	$13.56
3/8	66SV	13.90
1/2	88SV	16.88
1	1616SV	46.07
3/4	1212SV	26.59

Flareless Tube Rigid
with Nut & Sleeve

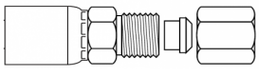

Hose Size	Tube Size	CPLM Part #	Thread Size	Price Per Ea	Weatherhead Part #
1/4	1/4	4100V	7/16	....	04U-754
1/4	5/16	4103V	1/2	....	04U-755
3/8	1/4	06U-754	7/16	....	06U-754
3/8	5/16	6103V	1/2	....	06U-755
3/8	3/8	6106V	9/16	10.72	06U-756
3/8	1/2	6800V	3/4	18.53	- - - - -
1/2	1/2	8103V	3/4	13.61	08U-758
1/2	5/8	8106V	7/8	16.81	08U-760
3/4	3/4	12100V	1-1/16	....	12U-762
1	1	16100V	- - - -	....	16U-766
1-1/4	1-1/4	20U-770	1-5/8	....	20U-770

ASK FOR QUANTITY DISCOUNT *Prices subject to change without notice.*

 © Baum Hydraulics Corporation

Qty Discount:
10-24= 10%
25-49= 18%
50+= 25%

Couplamatic and Weatherhead U Fittings

Pkg. of 5

Straight O-Ring Face Seal Solid Male

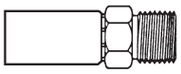

O-Ring Face Seal Swivel Female

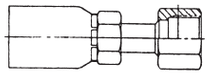

Female 45° Swivel

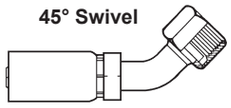

Hose Size Ins.	X	Thread Size Ins.	CPLM Part #	Price Per Ea	Weatherhead Part #	CPLM Part #	Price Per Ea	Weatherhead Part #	CPLM Part #	Price Per Ea	Weatherhead Part #
1/4	X	9/16	4E64V	....	04U-E64	4S64V	$13.23	04U-S64	4J64V	$18.93	04U-L64
1/4	X	11/16	- - - -	....	- - - - -	4S66V	13.77	04U-S66	4L66V	18.84	04U-L66
1/4	X	13/16	- - - -	....	- - - - -	4S68V	....	04U-S68	- - - - -	....	- - - - -
3/8	X	11/16	6E66V	11.20	06U-E66	6S66V	12.80	06U-S66	6L66V	19.46	06U-L66
3/8	X	13/16	6E68V	16.95	06U-E68	6S68V	13.92	06U-S68	6L68V	22.78	06U-L68
1/4	X	13/16	8E68V	....	08U-E68	8S68V	15.75	08U-S68	8L68V	22.78	08U-L68
1/2	X	1	8E70V	17.02	08U-E70	8S70V	19.16	08U-S70	8L70V	26.38	08U-L70
5/8	X	1	10E70V	....	10U-E70	10S70V	....	10U-S70	10L70V	27.91	10U-L70
5/8	X	1-3/16	10E72V	30.40	10U-E72	10S72V	....	10U-S72	10L72V	34.33	10U-L72
3/4	X	1-3/16	12E72V	26.55	12U-E72	12S72V	28.35	12U-S72	12L72V	35.84	12U-L72
1	X	1-7/16	16E76V	51.87	16U-E76	16S76V	43.37	16U-S76	10L76V	....	16U-L76
1-1/4	X	1-11/16	- - - - -	....	- - - - -	20S80V	67.37	20U-S80	- - - - -	....	- - - - -

Female 90° Swivel- Short

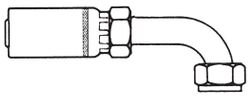

Female 90° Swivel- Medium

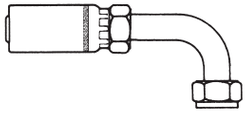

Female 90° Swivel- Long

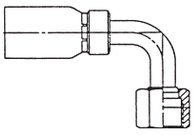

Hose Size Ins.	X	Thread Size Ins.	CPLM Part #	Price Per Ea	Weatherhead Part #	CPLM Part #	Price Per Ea	Weatherhead Part #	CPLM Part #	Price Per Ea	Weatherhead Part #
1/4	X	9/16	4A24V	....	04U-A24	4J34V	....	- - - - -	- - - -	$....	- - - - -
1/4	X	11/16	4A26V	....	04U-A26	- - - -	....	- - - - -	- - - -	....	- - - - -
1/4	X	13/16	- - - -	....	- - - - -	- - - -	....	04U-J38	- - - -	....	- - - - -
3/8	X	11/16	6A26V	20.01	06U-A26	6J36V	23.55	06U-J36	6A66V	20.88	06U-A66
3/8	X	13/16	6A28V	21.01	06U-A28	6J38V	27.42	06U-J38	- - - -	....	- - - - -
1/2	X	11/16	8A26V	20.71	08U-A26	8J36V	....	08U-J36	- - - -	....	- - - - -
1/2	X	13/16	8A28V	23.11	08U-A28	8J38V	29.30	08U-J38	8A68V	....	08U-A68
5/8	X	1	10A30V	27.42	10U-A30	- - - -	....	- - - - -	10A70V	28.98	10U-A70
5/8	X	1-3/16	10A32V	33.33	10U-A32	- - - -	....	- - - - -	- - - -	....	- - - - -
3/4	X	1-3/16	12A32V	....	12U-A32	- - - -	....	- - - - -	12A72V	....	12U-A72
1	X	1-7/16	16A36V	....	16U-A36	- - - -	....	- - - - -	16A76V	57.98	16U-A76
1-1/4	X	1-11/16	20A40V	....	20U-A40	- - - -	....	- - - - -	- - - -	....	- - - - -

Prices subject to change without notice. **ASK FOR QUANTITY DISCOUNT**

Qty Discount:
10-24= 10%
25-49= 18%
50+= 25%

Couplamatic and Weatherhead U Fittings

BAUM HYDRAULICS CORPORATION

Male O-Ring Rigid

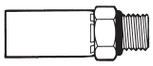

Male O-Ring Swivel

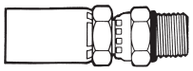

Male O-Ring Swivel 90° Elbow

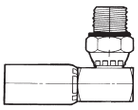

Hose Size Ins.	Thread Size Ins.	Cut Off Factor	CPLM Part #	Price Per Ea	Weatherhead Part #	CPLM Part #	Price Per Ea	Weatherhead Part #	CPLM Part #	Price Per Ea	Weatherhead Part #
1/4	7/16	13/16	451V	$7.42	04U-P04	- - - -	$....	- - - - -	- - - -	$....	- - - - -
1/4	1/2	7/8	454V	....	04U-P05	- - - -	....	- - - - -	- - - -	....	- - - - -
1/4	9/16	7/8	448V	7.58	04U-P06	- - - -	....	- - - - -	- - - -	....	- - - - -
3/8	9/16	15/16	636V	8.98	06U-P06	678V	....	06U-R06	6278V	23.58	06U-R66
3/8	3/4	1-1/16	639V	7.90	06U-P08	645V	....	06U-R08	6245V	24.33	06U-R68
3/8	7/8	1-1/8	642V	13.07	06U-P10	- - - -	....	- - - - -	6242V	32.74	06U-R70
1/2	3/4	1-1/16	830V	7.81	08U-P08	836V	12.50	08U-R08	8236V	27.22	08U-R68
1/2	7/8	1-1/8	833V	10.32	08U-P10	839V	....	08U-R10	8239V	28.38	08U-R70
1/2	1-1/16	1-1/4	860V	15.22	08U-P12	08U-R12	....	08U-R12	- - - -	....	- - - - -
5/8	3/4	1-1/8	1030V	....	10U-P08	10U-R08	....	10U-R08	- - - -	....	- - - - -
5/8	7/8	1-3/16	1033V	16.85	10U-P10	- - - -	....	- - - - -	- - - -	....	- - - - -
5/8	1-1/16	1-1/4	1036V	....	10U-P12	- - - -	....	- - - - -	- - - -	....	- - - - -
3/4	7/8	1-1/8	1248V	26.48	12U-P10	12U-R10	....	12U-R10	- - - -	....	- - - - -
3/4	1-1/16	1-1/4	1227V	16.38	12U-P12	*1239V	34.51	- - - - -	12239V	....	12U-R72
3/4	1-5/16	1-1/4	12U-P16	....	12U-P16	- - - -	....	- - - - -	- - - -	....	- - - - -
1	1-5/16	1-1/4	1630V	....	16U-P16	- - - -	....	- - - - -	- - - -	....	- - - - -

Split Flange Straight

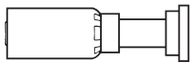

Split Flange 90° Tube Elbow

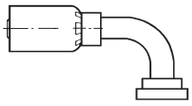

Split Flange 45° Tube Elbow

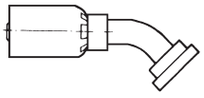

Hose Size	Flange Size	Flange Head O.D.	CPLM Part #	Price Per Ea	Weatherhead Part #	CPLM Part #	Price Per Ea	Weatherhead Part #	CPLM Part #	Price Per Ea	Weatherhead Part #
3/4	3/4	1.50	12G12V	....	12U-G12	12G72V	....	12U-G76	12G42V	$44.80	12U-G42
3/4	1	1.75	12G16V	38.98	12U-G16	12G76V	45.35	12U-G76	12G46V	46.51	12U-G46
1	1	1.75	16G16V	44.50	16U-G16	16G76V	....	16U-G76	16G46V	54.33	16U-G46
1	1-1/4	2.00	- - - -	....	- - - - -	16G80V	....	16U-G80	- - - -	....	- - - - -

ASK FOR QUANTITY DISCOUNT *Prices subject to change without notice.*

 © Baum Hydraulics Corporation

Qty Discount:
10-24= 10%
25-49= 18%
50+= 25%

Couplamatic and Weatherhead U Fittings

JIC 37°
Female Swivel

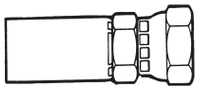

JIC 37° Female Swivel
90° Swivel

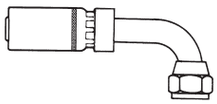

1/4" through 1" Pkg. of 5
1-1/4" - Pkg. of 1

Hose Size	Thread Size	CPLM Part #	Price Per Ea	Weatherhead Part #	CPLM Part #	Price Per Ea	Weatherhead Part #
1/4	7/16	424V	$6.39	04U-604	4130V	$16.38	04U-664
1/4	1/2	427V	6.66	04U-605	4157V	....	04U-665
1/4	9/16	433V	6.56	04U-606	4160V	17.41	04U-666
3/8	7/16*	- - - -	....	- - - - -	6190V	18.71	- - - - -
3/8	9/16	- - - -	....	- - - - -	6166V	....	06U-644
3/8	7/16	675V	8.28	06U-604	6187V	19.20	06U-664
3/8	5/8	- - - -	....	- - - - -	6172V	19.86	- - - - -
3/8	9/16	627V	7.12	06U-606	6160V	16.48	06U-666
3/8	3/4	630V	7.49	06U-608	6163V	19.60	- - - - -
3/8	7/8	657V	10.32	- - - - -	- - - -	....	- - - - -
3/8	1-1/16	691V	25.78	06U-612	- - - -	....	- - - - -
1/2	7/8*	- - - -	....	- - - - -	8166V	....	08U-650
1/2	3/4	824V	9.29	08U-608	8133V	20.23	08U-668
1/2	7/8	827V	9.62	08U-610	8160V	24.15	08U-670
1/2	1-1/16	845V	16.54	08U-612	- - - -	....	- - - - -
1/2	1-5/16	863V	....	08U-616	- - - -	....	- - - - -
5/8	3/4	1024V	26.04	10U-608	- - - -	....	- - - - -
5/8	7/8	1027V	15.88	10U-610	- - - -	....	- - - - -
5/8	1-1/16	1021V	....	10U-612	1066V	30.73	10U-672
3/4	7/8	1230V	19.40	12U-610	12660V	46.27	12U-670
3/4	1-1/16	- - - -	....	- - - - -	12657V	34.45	12U-652
3/4	1-1/16	1221V	15.27	12U-612	12651V	34.33	12U-672
3/4	1-3/16	1245V	....	12U-614	- - - -	....	- - - - -
3/4	1-5/16	1236V	22.16	12U-616	- - - -	....	- - - - -
1	1-5/16	1618V	22.97	16U-616	16651V	50.74	16U-676
1	1-5/8	1624V	46.08	20	- - - -	....	- - - - -
1-1/4	1-5/8	2005V	54.71	20U-620	- - - -	....	- - - - -

Prices subject to change without notice. **ASK FOR QUANTITY DISCOUNT**

Qty Discount:
10-24= 10%
25-49= 18%
50+= 25%

Couplamatic and Weatherhead U Fittings

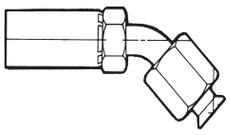

JIC 37° Female Swivel 45°
1/4" through 1" Pkg. of 5
1-1/4" - Pkg. of 3

Hose Size	Thread Size	Cut Off Factor	CPLM Part #	Price Per Ea	Weatherhead Part #
1/4	7/16	1-9/16	4127V	....	04U-684
1/4	1/2	1-3/4	4154V	....	04U-685
3/8	7/16	- -	6184V	....	06U-684
3/8	5/8	1-3/4	6148V	....	- - - - -
3/8	9/16	1-3/4	6157V	....	06U-686
3/8	3/4	2	6169V	....	- - - - -
1/2	3/4	2	8130V	20.08	08U-688
1/2	7/8	2-3/16	8157V	....	08U-690
3/4	1-1/16	2-1/2	12612V	36.18	12U-692
3/4	1-5/16		12663V	60.38	12U-696
1	1-5/16	2-3/4	16612V	....	16U-696

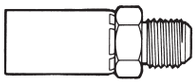

JIC 37° Male Rigid

Hose Size	Thread Size	CPLM Part #	Price Per Ea	Weatherhead Part #
1/4	7/16	418V	$6.19	04U-504
1/4	1/2	421V	....	04U-505
1/4	9/16	430V	6.84	04U-506
3/8	9/16	618V	6.88	06U-506
^3/8	5/8	624V	8.20	06U-306
3/8	3/4	621V	7.20	06U-508
3/8	7/8	669V	10.52	06U-510
1/2	3/4	815V	8.22	08U-508
1/2	7/8	818V	8.97	08U-510
1/2	1-1/16	848V	12.96	08U-512
5/8	3/4	1012V	21.97	10U-508
5/8	7/8	1018V	12.50	10U-510
5/8	1-1/16	1015V	16.38	10U-512
3/4	7/8	1218V	24.68	12U-510
3/4	1-1/16	1215V	....	12U-512
3/4	1-3/16	1260V	....	12U-514
3/4	1-5/16	1233V	....	12U-516
1	1-3/16	1615V	....	16U-514
1	1-5/16	1612V	....	16U-516
1-1/4	1-5/8	2015V	....	20U-520

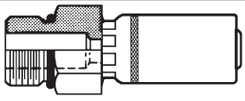

MALE O-RING SOLID

Hose Size Ins.	Thread Size Ins.	Fittings Part #	Price Per Ea	Parker Reference #
1/4	7/16	GC11-4X4	$6.26	10543-4-4
1/4	1/2	GC11-4X5	4.86	10543-5-4
1-4	9/16	GC11-4X6	6.38	10543-6-4
3/8	9/16	GC11-6X6	7.46	10543-6-6
3/8	3/4	GC11-6X8	7.04	10543-8-6
3/8	7/8	GC11-6X10	11.51	- - - - -
1/2	3/4	GC11-8X8	7.46	10543-8-8
1/2	7/8	GC11-8X10	8.41	10543-10-8
1/2	1-1/16	GC11-8X12	14.08	10543-12-8
5/8	3/4	GC11-10X8	14.59	- - - - -
5/8	7/8	GC11-10X10	14.87	- - - - -
5/8	1-1/16	GC11-10X12	16.55	- - - - -
3/4	7/8	*GC11-12X10	23.42	- - - - -
3/4	1-1/16	GC11-12X12	15.22	10543-12-12
3/4	1-5/16	GC11-12X16	....	- - - - -
1	1-5/16	GC11-16X16	22.53	10543-16-16

MALE O-RING SWIVEL 90° ELBOW

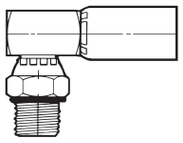

Hose Size Ins.	Thread Size Ins.	Fittings Part #	Price Per Ea
3/8	9/16	GC15-6X6	$20.09
3/8	3/4	GC15-6X8	20.78
3/8	7/8	GC15-6X10	12.38
1/2	3/4	GC15-8X8	23.76
1/2	7/8	GC15-8X10	24.83
1/2	1-1/16	GC15-8X12	....
3/4	1-1/16	GC15-12X12	40.81
1	1-5/16	GC15-16X16	55.30

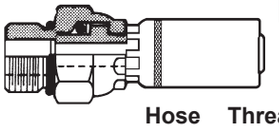

MALE O-RING SWIVEL

Hose Size Ins.	Thread Size Ins.	Fittings Part #	Price Per Ea	Parker Reference #
1/4	7/16	GC12-4X4	$9.27	- - - - -
3/8	9/16	GC12-6X6	9.36	10G43-6-6
3/8	3/4	GC12-6X8	10.60	10G43-8-6
1/2	3/4	GC12-8X8	10.49	10G43-8-8
1/2	7/8	GC12-8X10	10.99	- - - - -
3/4	1-1/16	GC12-12X12	30.72	- - - - -
1	1-5/16	GC12-16X16	47.99	- - - - -

ASK FOR QUANTITY DISCOUNT *Prices subject to change without notice.*

 © Baum Hydraulics Corporation

Couplamatic Bite the Wire Hose Ends

Qty Discount:
10-24= 12%
25+= 18%

BAUM HYDRAULICS CORPORATION

MALE PIPE THREAD SWIVEL

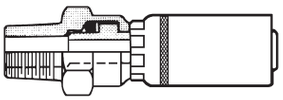

Hose Size Ins.	Thread Size Ins.	Fittings Part #	Price Per Ea	Parker Reference #
1/4	1/8	GC04-4X2	Call	- - - - -
1/4	1/4	GC04-4X4	$7.84	11343-4-4
1/4	3/8	GC04-4X6	Call	- - - - -
3/8	1/4	GC04-6X4	9.29	11343-4-6
3/8	3/8	GC04-6X6	8.62	11343-6-6
3/8	1/2	GC04-6X8	9.71	11343-8-6
1/2	3/8	GC04-8X6	Call	- - - - -
1/2	1/2	GC04-8X8	9.85	11343-8-8
3/4	3/4	GC04-12X12	17.34	11343-12-12
1	1	GC04-16X16	30.78	11343-16-16

FEMALE PIPE SWIVEL INTERNAL BEVEL SEAT SEAL

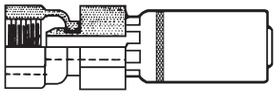

Hose Size Ins.	Thread Size Ins.	Fittings Part #	Price Per Ea	Parker Reference #
1/4	1/4	GC05-4X4	6.59	- - - - -
3/8	3/8	GC05-6X6	8.28	11243-6-6
3/8	1/2	GC05-6X8	10.68	- - - - -
1/2	1/2	GC05-8X8	10.68	11243-8-6
3/4	3/4	GC05-12X12	18.12	11243-8-8
1	1	GC05-16X16	27.49	- - - - -
1-1/4	1-1/4	GC05-20X20	58.37	- - - - -

FEMALE PIPE SOLID

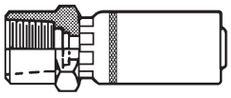

Hose Size Ins.	Thread Size Ins.	Fittings Part #	Price Per Ea	Parker Reference #
1/4	1/8	GC02-4X2	$5.91	10243-2-4
1/4	1/4	GC02-4X4	6.75	10243-4-4
3/8	3/8	GC02-6X6	8.14	10243-6-6
3/8	1/2	GC02-6X6	8.14	- - - - -
3/8	1/2	GC02-6X8	10.68	- - - - -
3/8	1/2	GC02-8X6	....	- - - - -
3/8	1/2	208-1J-906	....	- - - - -
1/2	1/2	GC02-8X8	9.72	10243-8-8
3/4	3/4	GC02-12X12	16.89	10243-12-12

MALE PIPE THREAD SWIVEL 90° ELBOW

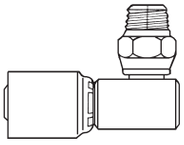

Hose Size Ins.	Thread Size Ins.	Fittings Part #	Price Per Ea
1/4	1/4	GC14-4X4	$18.74
3/8	3/8	GC14-6X6	19.52
3/8	1/2	GC14-6X8	21.26
1/2	1/2	GC14-8X8	22.33
3/4	3/4	GC14-12X12	44.60
1	1-11 1/2	GC14-16X16	48.16

Prices subject to change without notice. **ASK FOR QUANTITY DISCOUNT**

Couplamatic Bite the Wire Hose Ends

Qty Discount:
10-24= 12%
25+= 18%

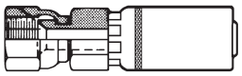

** 5/8 Thread

Hose Size	Thread Size	JIC 37° Female Swivel Part #	Price Per Ea	SAE 45° Female Swivel Part #	Price Per Ea	Parker Reference #
1/4	7/16	GC09-4X4	5.68	204-1J-404	....	10643-4-4
1/4	1/2	GC09-4X5	5.84	204-1J-405	....	10643-5-4
1/4	9/16	GC09-4X6	5.89	**GC07-4X6	5.67	10643-6-4
3/8	7/16	GC09-6X4	7.09	206-1J-404	....	- - - - -
3/8	9/16	GC09-6X6	6.49	**GC07-6X6	7.04	10643-6-6
3/8	3/4	GC09-6X8	6.93	206-1J-408	4.89	10643-8-6
3/8	7/8	GC09-6X10	9.34	- - - - -	....	10643-10-6
3/8	1-1/16	GC09-6x12	21.82	- - - - -	....	- - - - -
1/2	9/16	GC09-8X6	9.54	- - - - -	....	- - - - -
1/2	3/4	GC09-8X8	8.43	- - - - -	....	- - - - -
1/2	7/8	GC09-8X10	8.91	208-1J-410	4.47	10643-10-8
1/2	1-1/16	GC09-8X12	13.84	- - - - -	....	10643-12-8
1/2	1-5/16	GC09-8X16	26.00	- - - - -	....	- - - - -
5/8	3/4	GC09-10X8	18.45	- - - - -	....	- - - - -
5/8	7/8-14	GC09-10X10	14.59	- - - - -	....	- - - - -
5/8	1-1/16	GC09-10X12	16.57	- - - - -	....	- - - - -
3/4	7/8	GC09-12X10	17.21	212-1J-410	....	- - - - -
3/4	1-1/16	GC09-12X12	14.59	GC07-12X12	11.25	10643-12-12
3/4	1-3/16	GC09-12X14	21.92	- - - - -	....	10643-14-12
3/4	1-5/16	GC09-12X16	21.57	- - - - -	....	10643-16-12
1	1-1/16	GC09-16X12	27.35	- - - - -	....	- - - - -
1	1-3/16	GC09-16X14	....	- - - - -	....	- - - - -
1	1-5/16	GC09-16X16	24.70	- - - - -	....	10643-16-16
1	1-5/8	GC09-16X20	41.87	- - - - -	....	- - - - -

JIC 37° SHORT DROP FEMALE SWIVEL 90° ELBOW

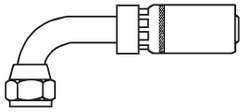

Hose Size Ins.	Thread Size Ins.	Fittings Part #	Price Per Ea	Parker Reference #
1/4	7/16	GC26-4X4	12.92	13943-4-4
1/4	1/2	GC26-4X5	14.13	13943-5-4
1/4	9/16	GC26-4X6	13.73	13943-6-4
3/8	7/16	GC26-6X4	15.97	- - - - -
3/8	1/2	GC26-6X5	14.91	- - - - -
3/8	9/16	GC26-6X6	13.28	13943-6-6
3/8	3/4	GC26-6X8	15.58	13943-8-6
1/2	3/4	GC26-8X8	15.95	- - - - -
1/2	7/8	GC26-8X10	19.09	13943-10-8
5/8	7/8	GC26-10X10	22.73	- - - - -
5/8	1-1/16	GC26-10X12	26.25	- - - - -
3/4	7/8	GC26-12X10	38.05	- - - - -
3/4	1-1/16	GC26-12X12	29.07	13943-12-12
3/4	1-3/16	212-1JS-674	....	- - - - -
3/4	1-5/16	GC26-12X16	53.76	- - - - -
1	1-5/16	GC25-16X16	44.79	13943-16-16

ASK FOR QUANTITY DISCOUNT *Prices subject to change without notice.*

 © Baum Hydraulics Corporation

Couplamatic Bite the Wire Hose Ends

Qty Discount:
10-24= 12%
25+= 18%

BAUM HYDRAULICS CORPORATION

FLAT FACE MALE SOLID O-RING

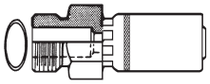

Hose Size Ins.	X	Thread Size Ins.	Fittings Part #	Price Per Ea	Parker Reference #
1/4	X	9/16	GC29-4X4	11.21	- - - - -
3/8	X	11/16	GC29-6X6	12.70	1JM43-6-6
3/8	X	1/2	GC29-6X8	18.06	- - - - -
1/2	X	13/16	GC29-8X8	15.02	1JM43-8-8
1/2	X	1	GC29-8X10	15.79	- - - - -
1/2	X	1-3/16	GC29-8X12	42.09	- - - - -
5/8	X	1	GC29-10X10	23.66	- - - - -
5/8	X	1-3/16	GC29-10X12	29.90	- - - - -
3/4	X	1-3/16	GC29-12X12	29.36	- - - - -
1	X	1-7/16	GC29-16X16	36.26	- - - - -

MALE PIPE THREAD SOLID

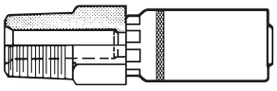

Hose Size Ins.	Thread Size Ins.	Fittings Part #	Price Per Ea	Parker Reference #
1/4	1/8	GC01-4X2	4.63	10143-2-4
1/4	1/4	GC01-4X4	4.81	10143-4-4
1/4	3/8	GC01-4X6	5.33	10143-6-4
1/4	1/2	GC01-4X8	7.22	- - - - -
3/8	1/4	GC01-6X4	5.81	10143-4-6
3/8	3/8	GC01-6X6	5.43	10143-6-6
3/8	1/2	GC01-6X8	6.53	10143-8-6
1/2	1/4	GC01-8X4	8.00	- - - - -
1/2	3/8	GC01-8X6	7.13	10143-6-8
1/2	1/2	GC01-8X8	6.68	10143-8-8
1/2	3/4	GC01-8X12	10.91	10143-12-8
5/8	1/2	GC01-10X8	10.74	- - - - -
5/8	3/4	GC01-10X12	14.14	- - - - -
3/4	1/2	GC01-12X8	14.95	10143-8-12
3/4	3/4	GC01-12X12	12.38	10143-12-12
3/4	1-11 1/2	GC01-12X16	19.32	- - - - -
1	3/4	GC01-16X12	11.15	10143-12-16
1	1	GC01-16X16	21.90	10143-16-16

FLAT FACE FEMALE SWIVEL O-RING

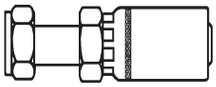

Hose Size Ins.	X	Thread Size Ins.	Fittings Part #	Price Per Ea	Parker Reference #
1/4	X	9/16	GC30-4X4	10.49	- - - - -
1/4	X	11/16	GC30-4X6	11.34	1JS43-6-4
1/4	X	13/16	GC30-4X8	15.06	- - - - -
3/8	X	9/16	GC30-6X4	13.19	- - - - -
3/8	X	11/16	GC30-6X6	11.07	- - - - -
3/8	X	13/16	GC30-6X8	11.38	- - - - -
1/2	X	11/16	GC30-8X6	14.59	- - - - -
1/2	X	13/16	GC30-8X8	12.77	1JS43-8-8
1/2	X	1	GC30-8X10	18.53	- - - - -
1/2	X	1-3/16	GC30-8X12	30.01	- - - - -
5/8	X	1	GC30-10X10	22.56	- - - - -
5/8	X	1-3/16	GC30-10X12	26.77	- - - - -
3/4	X	1-3/16	GC30-12X10	27.74	1JS43-12-12
3/4	X	1-3/16	GC30-12X12	25.77	- - - - -
3/4	X	1-7/16	GC30-12X16	36.53	- - - - -
1	X	1-7/16	GC30-16X16	40.02	1JS43-16-16

Prices subject to change without notice. **ASK FOR QUANTITY DISCOUNT**

Couplamatic Bite the Wire Hose Ends

Qty Discount:
10-24= 12%
25+= 18%

BAUM HYDRAULICS CORPORATION

FLAT FACE FEMALE 90° SWIVEL HEAVY SHORT DROP

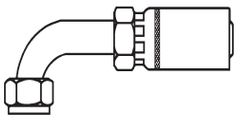

Hose Size Ins.	X	Thread Size Ins.	Fittings Part #	Price Per Ea	Parker Reference #
1/4	X	9/16	GC32-4X4	14.32	- - - - -
1/4	X	11/16	GC32-4X6	15.92	- - - - -
3/8	X	9/16	GC32-6X4	19.05	- - - - -
3/8	X	11/16	GC32-6X6	17.02	1J943-6-6
3/8	X	13/16	GC32-6X8	19.32	1J943-8-6
1/2	X	11/16	GC32-8X6	21.24	- - - - -
1/2	X	13/16	GC32-8X8	19.69	1J943-8-8
1/2	X	1	GC32-8X10	23.39	- - - - -
5/8	X	1	GC32-10X10	25.04	- - - - -
5/8	X	1-3/16	GC32-10X12	29.63	- - - - -
3/4	X	1	GC32-12X10	39.91	- - - - -
3/4	X	1-3/16	GC32-12X12	32.49	1J943-12-12
3/4	X	1	GC32-12X16	59.52	- - - - -
1	X	1-7/16	GC32-16X16	46.33	1J943-16-16

HEAVY LONG DROP

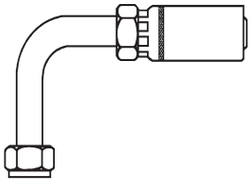

Hose Size Ins.	X	Thread Size Ins.	Fittings Part #	Price Per Ea	Parker Reference #
1/4	X	9/16	GC33-4X4	15.66	- - - - -
1/4	X	11/16	GC33-4X6	14.59	- - - - -
3/8	X	11/16	GC33-6X6	$11.62	1J143-6-6
3/8	X	13/16	GC33-6X8	19.69	- - - - -
1/2	X	13/16	GC33-8X8	11.41	1J143-8-8
1/2	X	1	GC33-8X10	24.52	- - - - -
5/8	X	1	GC33-10X10	27.35	- - - - -
3/4	X	1-3/16	GC33-12X12	33.44	- - - - -
1	X	1-7/16	GC33-16X16	50.35	- - - - -

HEAVY MEDIUM DROP

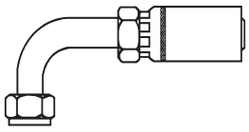

Hose Size Ins.	X	Thread Size Ins.	Fittings Part #	Price Per Ea
1/4	X	9/16	GC34-4X4	13.77
3/8	X	11/16	GC34-6X6	21.52
3/8	X	13/16	GC34-6X8	21.91
1/2	X	11/16	GC34-8X6	22.62
1/2	X	13/16	GC34-8X8	24.90
1/2	X	1	208-1JFSX-J40	....
3/4	X	1-3/16	GC34-12X12	35.86
1	X	1-7/16	GC34-16X16	51.60

FLAT FACE FEMALE 45° SWIVEL

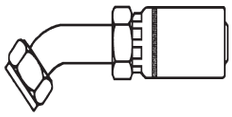

Hose Size Ins.	X	Thread Size Ins.	Fittings Part #	Price Per Ea
1/4	X	9/16	GC31-4X4	15.28
1/4	X	11/16	GC31-4X6	15.66
3/8	X	11/16	GC31-6X6	$16.03
3/8	X	13/16	GC31-6X8	18.46
1/2	X	11/16	GC31-8X6	21.83
1/2	X	13/16	GC31-8X8	18.25
1/2	X	1	GC31-8X10	22.73
5/8	X	1	GC31-10X10	26.45
5/8	X	1-3/16	GC31-10X12	30.01
3/4	X	1	GC31-12X10	31.35
3/4	X	1-3/16	GC31-12X12	31.91
3/4	X	1-7/16	GC31-12X16	59.24
1	X	1-7/16	GC31-16X16	49.35

ASK FOR QUANTITY DISCOUNT *Prices subject to change without notice.*

 © Baum Hydraulics Corporation

Couplamatic Bite the Wire Hose Ends

Qty Discount:
10-24= 12%
25+= 18%

BAUM HYDRAULICS CORPORATION

DIN HEAVY 24° FEMALE SWIVEL

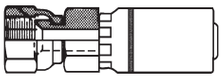

Hose Size	X	Thread Size	Fittings Part #	Price Per Ea	Hose Size	X	Thread Size	Fittings Part #	Price Per Ea
1/4	X	M16x1.5	GC38-4X8	13.53	1/4	X	14mm	GC39-4X14	....
1/4	X	M18x1.5	GC38-4X10	....	3/8	X	18mm	GC39-6X18	13.12
3/8	X	M18x1.5	GC38-6X10	15.36	1/2	X	22mm	GC39-8X22	19.62
3/8	X	M20x1.5	GC38-6X12	19.23	5/8	X	24mm	GC39-10X24	18.88
3/8	X	M22x1.5	GC38-6X14	22.33	3/4	X	30mm	GC39-12X30	21.70
1/2	X	M24x1.5	GC38-8X16	24.18	1	X	33mm	GC39-16X33	19.38
5/8	X	M30x2.0	GC38-10X20	26.98	- -	-	- - -	- - - - -	....
3/4	X	M30x2.0	GC38-12X20	36.28	- -	-	- - -	- - - - -	....
3/4	X	M36x2.0	GC38-12X25	37.83	- -	-	- - -	- - - - -	....
1	X	M42x2.0	GC38-16X30	54.02	- -	-	- - -	- - - - -	....

DIN LIGHT UNIVERSAL FEMALE SWIVEL

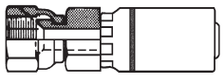

Hose Size	Thread Size	Fittings Part #	Price Per Ea
1/4	M12x1.5	GC37-4X6	10.68
1/4	M14x1.5	GC37-4X8	12.97
1/4	M16x1.5	GC37-4X10	12.63
3/8	M16x1.5	GC37-6X10	15.06
3/8	M18x1.5	GC37-6X12	15.33
1/2	M22x1.5	GC37-8X15	19.62
5/8	M26x1.5	GC37-10X18	26.67
3/4	M30x2.0	GC37-12X22	33.47
1	M36x2.0	GC37-16X28	36.83

SWIVEL 90° TUBE ELBOW

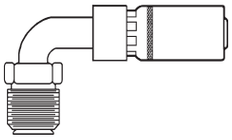

Hose Size	Thread Size	Fittings Part #	Price Per Ea
1/4	3/8	GC20-4X3	13.64
1/4	7/16	GC20-4X4	12.20
1/4	1/2	GC20-4X5	13.00
3/8	7/16	GC20-6X4	16.86
3/8	1/2	GC20-6X5	13.29
3/8	5/8	GC20-6X6	13.41
3/8	11/16	GC20-6X7	17.58
1/2	3/4	GC20-8X8	16.35

INVERTED MALE SWIVEL STRAIGHT

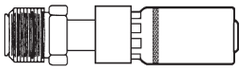

Hose Size	Thread Size	Fittings Part #	Price Per Ea
1/4	3/8	GC18-4X3	13.19
1/4	7/16	GC18-4X4	11.43
1/4	1/2	GC18-4X5	11.66
3/8	7/16	GC18-6X4	14.50
3/8	1/2	GC18-6X5	12.20
3/8	11/16	GC18-6X7	15.67
3/8	5/8	GC18-6X6	12.16
1/2	3/4	GC18-8X8	15.24

INVERTED MALE 45° TUBE ELBOW

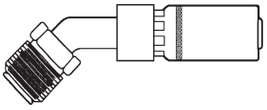

Hose Size	Thread Size	Fittings Part #	Price Per Ea
1/4	3/8	GC19-4X3	13.64
1/4	7/16	GC19-4X4	12.60
1/4	1/2	GC19-4X5	14.05
3/8	7/16	GC19-6X4	17.91
3/8	1/2	GC19-6X5	13.29
3/8	5/8	GC19-6X6	7.57
3/8	11/16	GC19-6X7	17.58
1/2	3/4	GC19-8X8	16.91

Prices subject to change without notice. **ASK FOR QUANTITY DISCOUNT**

1-800-228-9222 / e-mail: sales@baumhydraulics.com
Fax: 1-800-832-2522 / www.baumhydraulics.com / © Baum Hydraulics Corporation

BAUM HYDRAULICS CORPORATION

Couplamatic Bite the Wire Hose Ends

Qty Discount:
10-24= 12%
25+= 18%

JIC 37° SHORT DROP FEMALE SWIVEL 45°

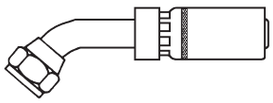

Hose Size Ins.	Thread Size Ins.	Fittings Part #	Price Per Ea
1/4	7/16	GC25-4X4	13.00
1/4	1/2	GC25-4X5	10.39
1/4	9/16	GC25-4X6*	14.29
3/8	7/16	GC25-6X4	15.37
3/8	1/2	GC25-6X5	14.35
3/8	9/16	GC25-6X6	13.95
3/8	3/4	GC25-6X8	15.02
1/2	3/4	GC25-8X8	16.03
1/2	7/8	GC25-8X10	18.89
5/8	7/8	GC25-10X10	24.97
5/8	1-1/16	GC25-10X12	27.06
3/4	1-1/16	GC25-12X12	30.77
3/4	1-5/16	GC25-12X16*	44.72
1	1-5/16	GC25-16X16	47.05
* JIC Seat and thread only			

SAE 45° MALE SOLID

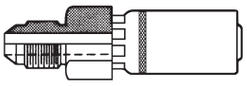

Hose Size	Thread Size	JIC 37° Male Rigid Part #	Price Per Ea	SAE 45° Male Rigid Part #	Price Per Ea	Parker Reference #
1/4	7/16	GC08-4X4	5.25	204-1J-304	....	10343-4-4
1/4	1/2	GC08-4X5	5.31	204-1J-305	....	10343-5-4
1/4	9/16	GC08-4X6	5.53	- - - - -	....	10343-6-4
3/8	9/16	GC08-6X6	6.33	206-1J-306*	....	10343-6-6
3/8	3/4	GC08-6X8	6.59	206-1J-308	....	10343-8-5
3/8	7/8	GC08-6X10	8.15	- - - - -	....	- - - - -
1/2	3/4	GC08-8X8	7.63	208-1J-308	....	10343-8-8
1/2	7/8	GC08-8X10	7.81	208-1J-310	....	10343-10-8
1/2	1-1/16	GC08-8X12	11.19	- - - - -	....	10343-12-8
5/8	3/4	GC08-10X8	14.83	- - - - -	....	- - - - -
5/8	7/8	GC08-10X10	12.29	- - - - -	....	- - - - -
5/8	1-1/16	GC08-10X12	13.95	- - - - -	....	- - - - -
3/4	7/8	GC08-12X10	9.26	- - - - -	....	- - - - -
3/4	1-1/16	GC08-12X12	12.42	212-1J-312	....	10343-12-12
3/4	1-3/16	GC08-12X14	10.97	- - - - -	....	10343-14-12
3/4	1-5/16	GC08-12X16	17.58	- - - - -	....	10343-16-12
1	1-3/16	GC08-16X14	49.41	- - - - -	....	- - - - -
1	1-5/16	GC08-16X16	25.10	- - - - -	....	10343-16-16
* Thread size 5/8 for SAE 45° Flare						

ASK FOR QUANTITY DISCOUNT *Prices subject to change without notice.*

 © Baum Hydraulics Corporation

Couplamatic Bite the Wire Hose Ends

Qty Discount:
10-24= 12%
25+= 18%

BAUM HYDRAULICS CORPORATION

NPTF- FEMALE SWIVEL

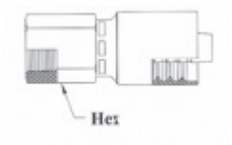

Hose Size Ins.	Thread Size Ins.	Fittings Part #	Price Per Ea
1/4	1/4	GC16-4X4	18.11
3/8	3/8	GC16-6X6	18.86
1/2	1/2	GC16-8X8	28.34
3/4	3/4	GC16-12X12	

1/2 GREASE TAP-FEMALE

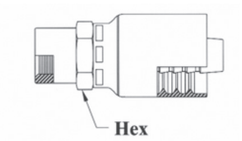

Hose Size Ins.	Thread Size Ins.	Fittings Part #	Price Per Ea
1/4	1/2	GC03-4X8	8.46
3/8	1/2	GC03-6X8	8.41

JIC 90° FEMALE SWIVEL

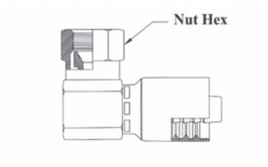

Hose Size Ins.	Thread Size Ins.	Fittings Part #	Price Per Ea
3/8	9/16	GC17-6X6	16.20
3/8	3/4	GC17-6X8	15.73
1/2	3/4	GC17-8X8	17.53
1/2	7/8	GC17-8X10	18.39

JIC/SAE DUAL SEAT 90° FEMALE SWIVEL MEDIUM DROP

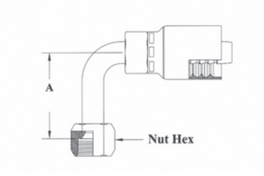

Hose Size Ins.	Thread Size Ins.	Fittings Part #	Price Per Ea
1/4	7/16	GC24-4X4	11.81
3/8	9/16	GC24-6X6*	12.74
1/2	3/4	GC24-8X8	14.77
3/4	1-1/16	GC24-12X12*	25.79
1	1-5/16	GC24-16X16*	38.83

*JIC Seat and thread only

JIC/SAE DUAL SEAT 90° FEMALE SWIVEL LONG DROP

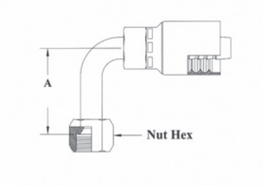

Hose Size Ins.	Thread Size Ins.	Fittings Part #	Price Per Ea
1/4	7/16	GC27-4X4	12.75
1/4	1/2	GC27-4X5	15.55
1/4	9/16	GC27-4X6*	13.35
3/8	7/16	GC27-6X4	9.54
3/8	9/16	GC27-6X6*	16.22
3/8	3/4	GC27-6X8	19.00
1/2	3/4	GC27-8X8	19.28
1/2	7/8	GC27-8X10	20.81
5/8	7/8	GC27-10X10	21.01
3/4	1-1/16	GC27-12X12*	32.31
1	1-5/16	GC27-16X16*	47.12

*JIC Seat and thread only

Prices subject to change without notice. **ASK FOR QUANTITY DISCOUNT**

Couplamatic Bite the Wire Hose Ends

Qty Discount:
10-24= 12%
25+= 18%

BAUM HYDRAULICS CORPORATION

SAE 45° - MALE SOLID

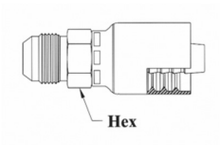

Hose Size Ins.	Thread Size Ins.	Fittings Part #	Price Per Ea
3/8	5/8	GC06-6X6	7.17
3/4	1-1/16	GC06-12X12	19.13

SAE 45° SEAT 45° FEMALE SWIVEL

Hose Size Ins.	Thread Size Ins.	Fittings Part #	Price Per Ea
3/8	5/8	GC22-6X6	14.45

SAE 45° SEAT 90° FEMALE SWIVEL

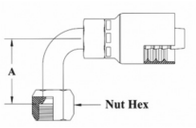

Hose Size Ins.	Thread Size Ins.	Fittings Part #	Price Per Ea
3/8	5/8	GC23-6X6	14.69
3/8	5/8	GC23-6X6L	17.66

TUBE REPAIR COUPLINGS

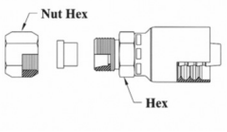

Hose Size Ins.	Thread Size Ins.	Fittings Part #	Price Per Ea
1/4	7/16	GC28-4X4	8.88
1/4	1/2	GC28-4X5	9.77
3/8	1/2	GC28-6X5	9.81
3/8	9/16	GC28-6X6	8.51
3/8	3/4	GC28-6X8	11.67
1/2	3/4	GC28-8X8	12.15
1/2	7/8	GC28-8X10	14.80
3/4	1-1/16	GC28-12X12	25.42
1	1-5/16	GC28-16X16	37.83

NUTS and SLEEVES

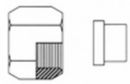

NUTS and SLEEVES

Tube Size	Nut Part #	Sleeve Part #	Price Per Ea
5/16	718x5	719x5	0.78
5/8	718x10	719x10	1.53
3/4	718x12	719x12	2.01
1	718x16	719x16	2.84

HOSE SPLICER COUPLINGS

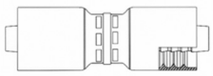

Hose I.D.	Fittings Part #	Price Per Ea
1/4	GC13-4X4	9.79
3/8	GC13-6X6	13.75
1/2	GC13-8X8	17.33
3/4	GC13-12X12	22.71
1	GC13-16X16	44.26

ASK FOR QUANTITY DISCOUNT *Prices subject to change without notice.*

BAUM HYDRAULICS CORPORATION
1-800-228-9222 / e-mail: sales@baumhydraulics.com
Fax: 1-800-832-2522 / www.baumhydraulics.com / © Baum Hydraulics Corporation

Couplamatic Bite the Wire Hose Ends

Qty Discount:
10-24= 12%
25+= 18%

BAUM HYDRAULICS CORPORATION

STANDPIPE

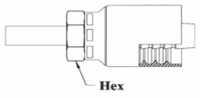

Hose I.D.	Fittings Part #	Price Per Ea
1/4	GC21-4X4	8.09
3/8	GC21-6X6	11.36
1/2	GC21-8X8	14.23
5/8	GC21-10X10	14.27
3/4	GC21-12X12	16.70
1	GC21-16X16	26.02

CODE 61 SPLIT FLANGE 45° BEND

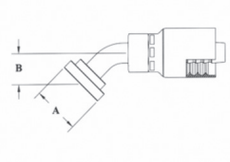

Hose I.D.	Fittings Part #	Price Per Ea
1/2	GC50-8X8	25.65
1/2	GC50-8X12	28.12
3/4	GC50-12X12	39.33
3/4	GC50-12X16	33.62
1	GC50-16X16	42.39
1	GC50-16X20	54.14

CODE 61 SPLIT FLANGE 90° BEND

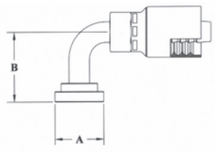

Hose I.D.	Fittings Part #	Price Per Ea
1/2	GC53-8X8	30.66
1/2	GC53-8X12	29.16
3/4	GC53-12X12	30.42
3/4	GC53-12X16	40.78
1	GC53-16X16	39.99
1	GC53-16X20	54.14

O-RING FACE SEAL (ORF) FEMALE SWIVEL SHORT RISE

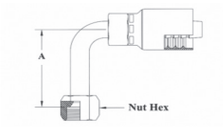

Hose Size Ins.	Thread Size Ins.	Fittings Part #	Price Per Ea
1/4	9/16	GC75-4X4	6.16
1/4	11/16	GC75-4X6	6.49
3/8	11/16	GC75-6X6	8.28
3/8	13/16	GC75-6X8	9.66
1/2	13/16	GC75-8X8	10.71
1/2	1	GC75-8X10	14.00
5/8	1	GC75-10X10	16.08
5/8	1-3/16	GC75-10X12	19.82
3/4	1-3/16	GC75-12X12	16.89
3/4	1-7/16	GC75-12X16	19.81
1	1-7/16	GC75-16X16	28.53
1-1/4	1-11/16	GC75-20X20	54.68

BSPT - BRITISH STANDARD TAPERED MALE PIPE SOLID

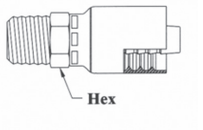

Hose I.D.	Thread Size Ins.	Fittings Part #	Price Per Ea
1/4	R-1/4	GC35-4X4	6.30
3/8	R-3/8	GC35-6X6	9.07
1/2	R-1/2	GC35-8X8	8.73
3/4	R-3/4	GC35-12X12	21.71

BSPT - BRITISH STANDARD PARALLEL 60° SEAT- MALE PIPE SOLID

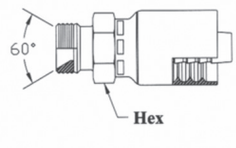

Hose I.D.	Thread Size Ins.	Fittings Part #	Price Per Ea
1/4	G-1/4	GC36-4X4	11.65
3/8	G3/8	GC36-6X6	12.72
3/8	G-1/2	GC36-6X8	12.89
1/2	G-3/8	GC36-8X6	15.18
1/2	G-1/2	GC36-8X8	16.12
3/4	G-3/4	GC36-12X12	25.42

CODE 61 SPLIT FLANGE - STRAIGHT

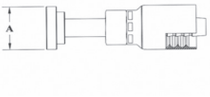

Hose I.D.	Fittings Part #	Price Per Ea
1/2	GC47-8X8	25.05
1/2	GC47-8X12	25.14
3/4	GC47-12X12	31.75
3/4	GC47-12X16	26.02
1	GC47-16X16	34.30
1	GC47-16X20	36.23

Prices subject to change without notice. **ASK FOR QUANTITY DISCOUNT**

Couplamatic Bite the Wire Hose Ends

Qty Discount:
10-24= 12%
25+= 18%

BAUM HYDRAULICS CORPORATION

BSPT - BRITISH STANDARD PARALLEL 60° CONE- FEMALE SWIVEL

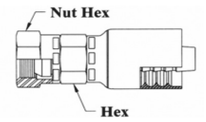

Hose I.D.	Thread Size Ins.	Fittings Part #	Price Per Ea
1/4	G-1/4	GC10-4X4	9.61
1/4	G-3/8	GC10-4X6	10.40
3/8	G-3/8	GC10-6X6	10.33
3/8	G-1/2	GC10-6X8	11.69
1/2	G-1/2	GC10-8X8	14.92
5/8	G-5/8	GC10-10X10	26.91
3/4	G-3/4	GC10-12X12	31.32
1	G-1	GC10-16X16	35.98

BSPT - BRITISH STANDARD PARALLEL 60° CONE-45° BEND FEMALE SWIVEL

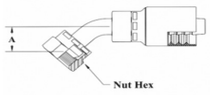

Hose I.D.	Thread Size Ins.	Fittings Part #	Price Per Ea
1/4	G-1/4	GC43-4X4	12.20
3/8	G-3/8	GC43-6X6	24.81
1/2	G-1/2	GC43-8X8	24.99
3/4	G-3/4	GC43-12X12	47.43

BSPT - BRITISH STANDARD PARALLEL 60° CONE-90° BEND FEMALE SWIVEL

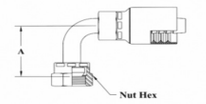

Hose I.D.	Thread Size Ins.	Fittings Part #	Price Per Ea
1/4	G-1/4	GC46-4X4	23.57
3/8	G-3/8	GC46-6X6	25.42
1/2	G-1/2	GC46-8X8	29.13
5/8	G-5/8	GC46-10X10	35.97
3/4	G-3/4	GC46-12X12	46.50
1	G-1	GC46-16X16	49.98

JIC 30° FLARE PARALLEL PIPE FEMALE SWIVEL

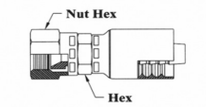

Hose I.D.	Thread Size Ins.	Fittings Part #	Price Per Ea
1/4	G-1/4	GC40-4X4	11.08
3/8	G-3/8	GC40-6X6	11.58
1/2	G-1/2	GC40-8X8	13.00
3/4	G-3/4	GC40-12X12	20.76
1	G-1	GC40-16X16	34.21

DIN LIGHT 24° SEAT- MALE SOLID

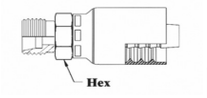

Hose I.D.	Thread Size Ins.	Fittings Part #	Price Per Ea
1/4	M14-X1.5	GC66-4X8	9.90
3/8	M16X1.5	GC66-6X10	12.10
3/8	M18X1.5	GC66-6X12	12.35
1/2	M22X1.5	GC66-8X15	14.89
5/8	M26X1.5	GC6610X18	27.59
3/4	M30X2.0	GC66-12X22	33.17

DIN LIGHT UNIVERSAL SEAT- FEMALE SWIVEL 45° BEND

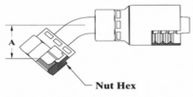

Hose I.D.	Thread Size Ins.	Fittings Part #	Price Per Ea
1/4	M14X1.5	GC41-4X8	22.95
1/4	M16X1.5	GC41-4X10	24.18
3/8	M16X1.5	GC41-6X10	25.42
3/8	M18X1.5	GC41-6X12	27.59
1/2	M22X1.5	GC41-8X15	30.96
5/8	M26X1.5	GC41-10X18	33.16
3/4	M30X2.0	GC41-12X22	49.00

DIN LIGHT UNIVERSAL SEAT- FEMALE SWIVEL 90° BEND

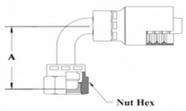

Hose I.D.	Thread Size Ins.	Fittings Part #	Price Per Ea
1/4	M14X1.5	GC44-4X8	24.18
1/4	M16X1.5	GC44-4X10	25.42
3/8	M16X1.5	GC44-6X10	26.04
3/8	M18/X1.5	GC44-6X12	27.77
1/2	M22X1.5	GC44-8X15	31.32
5/8	M26X1.5	GC44-10X18	41.23
3/4	M30X2.0	GC44-12X22	45.27

ASK FOR QUANTITY DISCOUNT *Prices subject to change without notice.*

 © Baum Hydraulics Corporation

Couplamatic Bite the Wire Hose Ends

Qty Discount:
10-24= 12%
25+= 18%

DIN HEAVY 24°SEAT-MALE SOLID

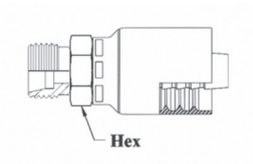

Hose I.D.	Thread Size Ins.	Fittings Part #	Price Per Ea
1/4	M16X1.5	GC67-4X8	11.93
1/4	M18X1.5	GC67-4X10	12.72
3/8	M18X1.5	GC67-6X10	13.33
3/8	M20X1.5	GC67-6X12	15.18
3/8	M22X1.5	GC67-6X14	17.98
1/2	M24X1.5	GC67-8X16	19.83
5/8	M30X2.0	GC67-10X20	24.51

DIN HEAVY 24°SEAT-SWIVEL 45° BEND

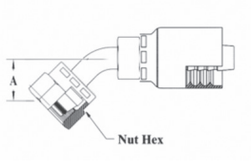

Hose I.D.	Thread Size Ins.	Fittings Part #	Price Per Ea
1/4	M18X1.5	GC-4X10	26.09
3/8	M20X1.5	GC42-6X12	30.37
1/2	M24X1.5	GC42-8X16	36.59
5/8	M30X2.0	GC42-10X20	35.61

DIN HEAVY 24°SEAT-FEMALE SWIVEL 90° BEND

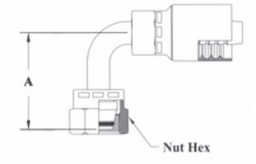

Hose I.D.	Thread Size Ins.	Fittings Part #	Price Per Ea
1/4	M18X1.5	GC45-4X10	24.50
3/8	M20X1.5	GC45-6X12	27.91
3/8	M22X1.5	GC45-6X14	29.46
1/2	M24X1.5	GC45-8X16	33.47
5/8	M30X2.0	GC45-10X20	44.04

Prices subject to change without notice. **ASK FOR QUANTITY DISCOUNT**

GRIP CRIMP 4GC SERIES 100R12 NO-SKIVE COUPLINGS

Bite to the Wire Hose Ends for 100R12 Four Spiral Hose (SP580, RC12B, and DHEXR12) CS-Flex 5 Four Spiral (CS-Flex 5), and CS-Flex 6 Four Spiral (CS-Flex 6). NO SKIVE REQUIRED. The 4GC Series Four Spiral Coupling is compatible with some fixed and virtually all adjustable spiral crimp machinea on the market. Check crimp O.D. carefully.

NPTF
Male Solid

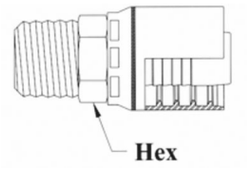

Hose I.D.	Pipe Size	Thread Size	Part #	Price Per Ea
1/2”	1/2”	1/2-14	4GC01-8x8	$13.64
1/2”	3/4”	3/4-14	4GC01-8x12	18.90
3/4”	3/4”	3/4-14	4GC01-12x12	17.42
3/4?	1”	1-11-1/2.5	4GC01-12x16	26.31
1”	3/4”	3/4-14	4GC01-16x12	29.59
1”	1”	1-11 1/2	4GC01-16x16	25.64
1-1/4”	1-1/4”	1-1/4-11 1/2	4GC01-20x20	50.05
1-1/2”	1-1/2”	1-1/2-11 1/2	4GC01-24x24	66.55
2”	2”	2-11 1/2	4GC01-32x32	125.26

NPTF (API Thread)
Male Solid

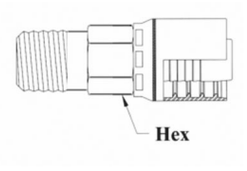

Hose I.D.	Pipe Size	Thread Size	Part #	Price Per Ea
2”	2”	2-11 1/2	4GCAP-32x32	$147.56

JIC 37°
Male Solid

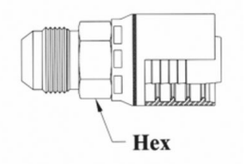

Hose I.D.	Pipe Size	Thread Size	Part #	Price Per Ea
1/4”	1/2”	3/4x16	4GC08-8x8	$11.19
1/2”	5/8”	7/8x14	4GC08-8x10	12.51
3/4”	3/4”	1-1/16x12	4GC08-12x12	28.76
3/4”	7/8”	1-3/16x12	4GC08-12x14	34.19
3/4”	1”	1-5/16x12	4GC08-12x16	34.50
1”	1”	1-5/16x12	4GC08-16x16	39.37
1-1/4”	1-1/4”	1-5/8x12	4GC08-20x20	62.26

JIC 37°
Female Swivel

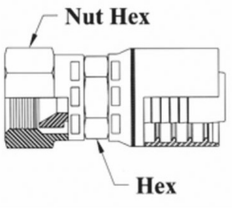

Hose I.D.	Tube Size	Thread Size	Part #	Price Per Ea
1/2”	1/2”	3/4x16	4GC09-8x8	$12.17
1/2”	5/8”	7/8x14	4GC09-8x10	12.76
1/2”	3/4”	1-1/16x12	4GC09-8x12	17.42
3/4”	3/4”	1-1/16x12	4GC09-12x12	19.69
3/4”	7/8”	1-3/16x12	4GC09-12x14	26.14
3/4”	1”	1-5/16x12	4GC09-12x16	28.93
1”	3/4”	1-1/16x12	4GC09-16x12	33.21
1”	1”	1-5/16x12	4GC09-16x16	26.95
1”	1-1/4”	1-5/8x12	4GC09-16x20	63.87
1-1/4”	1-1/4”	1-5/8x12	4GC09-20x20	57.30
1-1/4”	1-1/2”	1-7/8x12	4GC09-20x24	91.69
1-1/2”	1-1/2”	1-7/8x12	4GC09-24x24	85.58
2”	2”	2-1/2x12	4GC09-32x32	154.19

ASK FOR QUANTITY DISCOUNT *Prices subject to change without notice.*

 © Baum Hydraulics Corporation

GRIP CRIMP 4GC SERIES 100R12 NO-SKIVE COUPLINGS

Bite to the Wire Hose Ends for 100R12 Four Spiral Hose (SP580, RC12B, and DHEXR12) CS-Flex 5 Four Spiral (CS-Flex 5), and CS-Flex 6 Four Spiral (CS-Flex 6). NO SKIVE REQUIRED. The 4GC Series Four Spiral Coupling is compatible with some fixed and virtually all adjustable spiral crimp machinea on the market. Check crimp O.D. carefully.

JIC 37° - 45°
Female Swivel

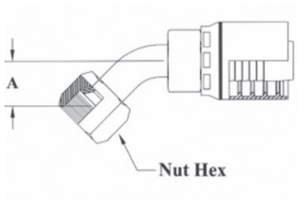

Hose I.D.	Tube Size	Thread Size	A-Drop Inches	Part #	Price Per Ea
1/2”	1/2”	3/4x16	0.71	4GC25-8x8	$23.34
1/2”	5/8”	7/8x14	0.84	4GC25-8x10	31.82
3/4”	3/4”	1-1/16x12	1.12	4GC25-12x12	41.09
3/4”	1”	1-5/16x12	1.15	4GC25-12x16	77.91
1”	1”	1-5/16x12	1.15	4GC25-16x16	63.25
1-1/4”	1-1/4”	1-5/8x12	1.69	4GC25-20x20	105.55
1-1/2”	1-1/2”	1-7/8x12	1.70	4GC25-24x24	220.17

JIC 37° - 90°
Female Swivel

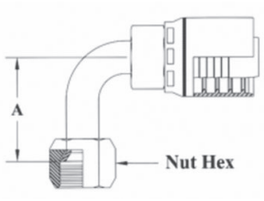

Hose I.D.	Tube Size	Thread Size	A-Drop Inches	Part #	Price Per Ea
1/2”	1/2”	3/4x16	1.15	4G2C26-8x8	$26.22
1/2”	5/8”	7/8x14	1.23	4GC26-8x10	29.25
3/4”	3/4”	1-1/16x12	1.88	4GC26-12x12	42.08
3/4”	1”	1-5/16x12	2.20	4GC26-12x16	79.85
1”	1”	1-5/16x12	2.20	4GC26-16x16	68.99
1-1/4”	1-1/4”	1-5/8x12	3.31	4GC26-20x20	105.97
1-1/2”	1-1/2”	1-7/8x12	3.95	4GC26-24x24	233.89
2”	2”	2-1/2x12	4.64	4GC26-32x32	310.90

ORB
Male Solid



Hose I.D.	Thread Size	Tube Size	Part #	Price Per Ea
3/4”	3/4”	1-1/16x12	4GC11-12x12	20.38
1”	1”	1-5/16x12	4GC11-16x16	36.53

O-Ring Face Seal (ORF)
Male Solid

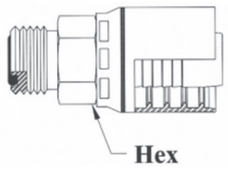

Hose I.D.	ThreaD Size	Tube Size	Part #	Price Per Ea
1/2”	1/2”	13/16x16	4GC29-8x8	17.75
3/4”	3/4”	1-3/16x12	4GC29-12x12	25.25
1”	1”	1-7/16x12	4GC29-16x16	52.12

Prices subject to change without notice. **ASK FOR QUANTITY DISCOUNT**

GRIP CRIMP 4GC SERIES 100R12 NO-SKIVE COUPLINGS

Bite to the Wire Hose Ends for 100R12 Four Spiral Hose (SP580, RC12B, and DHEXR12) CS-Flex 5 Four Spiral (CS-Flex 5), and CS-Flex 6 Four Spiral (CS-Flex 6). NO SKIVE REQUIRED. The 4GC Series Four Spiral Coupling is compatible with some fixed and virtually all adjustable spiral crimp machinea on the market. Check crimp O.D. carefully.

O-Ring Face Seal (ORF)
Female Swivel

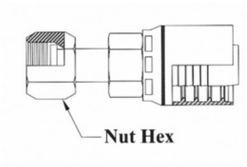

Hose I.D.	Tube Size	Thread Size	Part #	Price Per Ea
1/2”	1/2”	13/16X16	4GC30-8x8	$20.38
1/2”	5/8”	1x14	4GC30-8x10	22.53
3/4”	5/8”	1x14	4GC30-12x10	35.83
3/4”	3/4”	1-3/16x12	4GC30-12x12	34.99
3/4”	1”	1-7/16x12	4GC30-12x16	51.15
1”	1”	1-7/16x12	4GC30-16x16	47.33
1-1/4”	1-1/4”	1-11/16x12	4GC30-20x20	89.05

O-Ring Face Seal (ORF)
45° Female Swivel

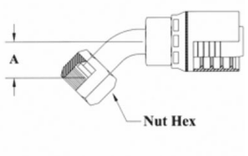

Hose I.D.	Tube Size	Thread Size	A-Drop Inches	Part #	Price Per Ea
1/2”	1/2”	13/16x16	0.59	4GC31-8x8	$28.53
1/2”	5/8”	1x14	0.68	4GC31-8x10	30.90
3/4”	3/4”	1-3/16x12	0.84	4GC31-12x12	51.77
3/4”	1”	1-7/16x12	1.14	4GC31-12x16	96.28
1”	1”	1-7/16x12	1.14	4GC31-16x16	69.69
1-1/4”	1-1/4”	1-11/16x12	1.07	4GC31-20x20	111.74

O-Ring Face Seal (ORF)
90° Female Swivel

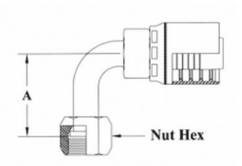

Hose I.D.	Tube Size	Thread Size	A-Drop Inches	Part #	Price Per Ea
1/2”	1/2”	13/16x16	1.15	4GC32-8x8	$29.25
1/2”	5/8”	1x14	1.27	4GC32-8x10	31.23
3/4”	5/8”	1x14	1.27	4GC32-12x10	48.63
3/4”	3/4”	1-3/16x12	1.88	4GC32-12x12	44.71
3/4”	1”	1-7/16x12	2.20	4GC32-12x16	97.44
1”	1”	1-7/16x12	2.20	4GC32-16x16	65.66
1-1/4”	1-1/4”	1-11/16x12	2.51	4GC32-20x20	111.57

O-Ring Face Seal (ORF)
90° Female Swivel Long Drop

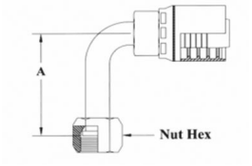

Hose I.D.	Tube Size	Thread Size	A-Drop Inches	Part #	Price Per Ea
1/2”	1/2”	13/16x16	2.51	4GC33-8x8	$39.37
3/4”	3/4”	1-3/16x12	3.78	4GC33-12x12	45.96
1”	1”	1-7/16x12	4.50	4GC33-16x16	69.85

BSPP- British Standard Parallel
60° Cone - Female Swivel

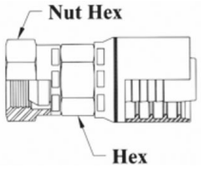

Hose I.D.	BSPP Size	Thread Size	Part #	Price Per Ea
1/2”	1/2”	G-1/2-14	4GC10-8x8	$16.76
3/4”	3/4”	G-3/4-14	4GC10-12x12	25.99
1”	1”	G-1-11	4GC10-16x16	46.68

ASK FOR QUANTITY DISCOUNT *Prices subject to change without notice.*

 © Baum Hydraulics Corporation

GRIP CRIMP 4GC SERIES 100R12 NO-SKIVE COUPLINGS

Bite to the Wire Hose Ends for 100R12 Four Spiral Hose (SP580, RC12B, and DHEXR12) CS-Flex 5 Four Spiral (CS-Flex 5), and CS-Flex 6 Four Spiral (CS-Flex 6). NO SKIVE REQUIRED. The 4GC Series Four Spiral Coupling is compatible with some fixed and virtually all adjustable spiral crimp machinea on the market. Check crimp O.D. carefully.

DIN Heavy 24° Seat Female Swivel

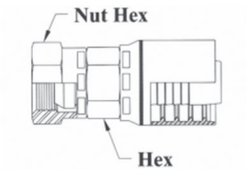

Hose I.D.	Tube Size	Thread Size	Part #	Price Per Ea
1/2”	16mm	M24x1.5	4GC38-8x16	$35.76
3/4”	25mm	M36x2.0	4GC38-12x25	60.48
1”	30mm	M42x2.0	4GC38-16x30	81.18

Code 61 Split Flange Straight

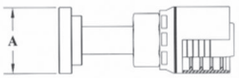

Hose I.D.	Flange Size	A-Dia Inches	Part #	Price Per Ea
1/2”	1/2”	1.19	4GC47-8x8	$32.70
1/2”	3/4”	1.50	4GC47-8x12	34.83
3/4”	3/4”	1.50	4GC47-12x12	35.65
3/4”	1”	1.75	4GC47-12x16	38.58
1”	1”	1.75	4GC47-16x16	43.39
1”	1-1/4”	2.00	4GC47-16x20	47.33
1-1/4”	1-1/4”	2.00	4GC47-20x20	74.52
1-1/4”	1-1/2”	2.38	4GC47-20x24	100.55
1-1/2”	1-1/2”	2.38	4GC47-24x24	105.76
2”	2”	2.81	4GC47-32x32	165.61

Code 61 Split Flange 22 1/2° Bend

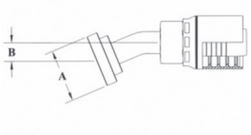

Hose I.D.	Flange Size	A-Dia Inches	B-Drop Inches	Part #	Price Per Ea
3/4”	3/4”	1.50	0.44	4GC48-12x12	$43.36
3/4”	1”	1.75	0.44	4GC48-12x16	43.39
1”	1”	1.75	0.45	4GC48-16x16	53.51
1”	1-1/4”	2.00	0.45	4GC48-16x20	64.17
1-1/4”	1-1/4”	2.00	0.50	4GC48-20x20	85.29

Code 61 Split Flange 30° Bend

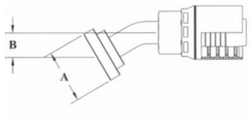

Hose I.D.	Flange Size	A-Dia Inches	B-Drop Inches	Part #	Price Per Ea
3/4”	3/4”	1.50	0.59	4GC49-12x12	$42.40
1”	1”	1.75	0.64	4GC49-16x16	55.04
1-1/4”	1-1/4”	2.00	0.72	4GC49-20x20	105.78

Code 61 Split Flange 45° Bend

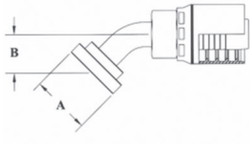

Hose I.D.	Flange Size	A-Dia Inches	B-Drop Inches	Part #	Price Per Ea
1/2”	1/2”	1.19	0.78	4GC50-8x8	$36.02
1/2”	3/4”	1.50	0.82	4GC50-8x12	38.33
3/4”	3/4”	1.50	1.00	4GC50-12x12	41.09
3/4”	1”	1.75	1.00	4GC50-12x16	42.67
1”	1”	1.75	1.12	4GC50-16x16	50.34
1”	1-1/4”	2.00	1.12	4GC50-16x20	53.59
1-1/4”	1-1/4”	2.00	1.15	4GC50-20x20	89.16
1-1/4”	1-1/2”	2.38	1.50	4GC50-20x24	113.39
1-1/2”	1-1/2”	2.38	1.41	4GC50-24x24	110.83
2”	2”	2.81	2.08	4GC50-32x32	206.14

Prices subject to change without notice. **ASK FOR QUANTITY DISCOUNT**

GRIP CRIMP 4GC SERIES 100R12 NO-SKIVE COUPLINGS

Bite to the Wire Hose Ends for 100R12 Four Spiral Hose (SP580, RC12B, and DHEXR12) CS-Flex 5 Four Spiral (CS-Flex 5), and CS-Flex 6 Four Spiral (CS-Flex 6). NO SKIVE REQUIRED. The 4GC Series Four Spiral Coupling is compatible with some fixed and virtually all adjustable spiral crimp machinea on the market. Check crimp O.D. carefully.

Code 61 Split Flange
60° Bend

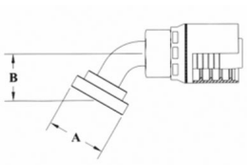

Hose I.D.	Flange Size	A-Dia Inches	B-Drop Inches	Part #	Price Per Ea
3/4”	3/4”	1.50	1.38	4GC51-12x12	$43.55
3/4”	1”	1.75	1.38	4GC51-12x16	46.34
1”	1”	1.75	1.51	4GC51-16x16	59.81
1-1/4”	1-1/4”	2.00	1.69	4GC51-20x20	113.16

Code 61 Split Flange
67 1/2° Bend

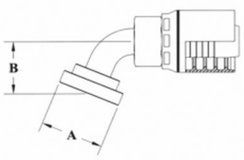

Hose I.D.	Flange Size	A-Dia Inches	B-Drop Inches	Part #	Price Per Ea
3/4”	3/4”	1.50	1.59	4GC52-12x12	$46.68
3/4”	1”	1.75	1.59	4GC52-12x16	44.39
1”	1”	1.75	1.76	4GC52-16x16	51.77

Code 61 Split Flange
90° Bend

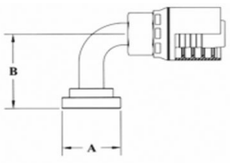

Hose I.D.	Flange Size	A-Dia Inches	B-Drop Inches	Part #	Price Per Ea
1/2”	1/2”	1.19	1.63	4GC53-8x8	$35.83
1/2”	3/4”	1.50	1.68	4GC53-8x12	37.50
3/4”	3/4”	1.50	2.12	4GC53-12x12	41.09
3/4”	1”	1.75	2.12	4GC53-12x16	42.40
1”	1”	1.75	2.38	4GC53-16x16	48.63
1”	1-1/4”	2.00	2.38	4GC53-16x20	56.53
1-1/4”	1-1/4”	2.00	2.62	4GC53-20x20	94.55
1-1/4”	1-1/2”	2.38	3.25	4GC53.20x24	114.03
1-1/2”	1-1/2”	2.38	3.12	4GC53-24x24	116.78
2”	2”	2.81	4.64	4GC53-32x32	205.67

Code 61 Split Flange
90° Bend Long Drop

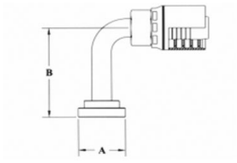

Hose I.D.	Flange Size	A-Dia Inches	B-Drop Inches	Part #	Price Per Ea
3/4”	3/4”	1.50	3.75	4GC54-12x12	$50.94
1”	1”	1.75	4.62	4GC54-16x16	81.83

Code 61 Split Flange
100° Bend

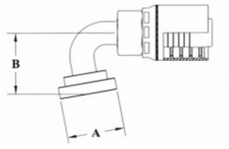

Hose I.D.	Flange Size	A-Dia Inches	B-Drop Inches	Part #	Price Per Ea
3/4”	3/4”	1.50	2.33	4GC55-12x12	Call
3/4”	1”	1.75	2.33	4GC55-12x16	42.40

ASK FOR QUANTITY DISCOUNT *Prices subject to change without notice.*

 © Baum Hydraulics Corporation

GRIP CRIMP 4GC SERIES 100R12 NO-SKIVE COUPLINGS

Bite to the Wire Hose Ends for 100R12 Four Spiral Hose (SP580, RC12B, and DHEXR12) CS-Flex 5 Four Spiral (CS-Flex 5), and CS-Flex 6 Four Spiral (CS-Flex 6). NO SKIVE REQUIRED. The 4GC Series Four Spiral Coupling is compatible with some fixed and virtually all adjustable spiral crimp machinea on the market. Check crimp O.D. careful

Code 61 Split Flange
110° Bend

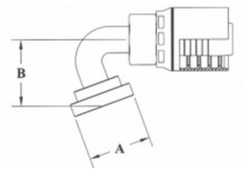

Hose I.D.	Flange Size	A-Dia Inches	B-Drop Inches	Part #	Price Per Ea
1”	1”	1.75	2.89	4GC56-16x16	$68.57

Code 61 Split Flange
135° Bend

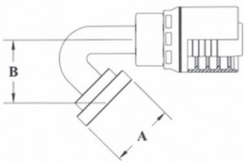

Hose I.D.	Flange Size	A-Dia Inches	B-Drop Inches	Part #	Price Per Ea
3/4”	3/4”	1.50	3.00	4GC57-12x12	$42.66

Code 61 Split Flange- Straight

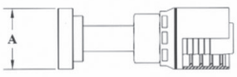

Hose I.D.	Flange Size	A-Dia Inches	Part #	Price Per Ea
3/4”	3/4”	1.62	4GC60-12x12	$47.33
3/4”	1”	1.88	4GC60-12x16	51.93
1”	1”	1.88	4GC60-16x16	55.54
1”	1-1/4”	2.12	4GC60-16x20	66.27
1-1/4”	1-1/4”	2.12	4GC60-20x20	82.22

Code 62 Split Flange
45° Bend

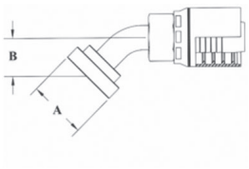

Hose I.D.	Flange Size	A-Dia Inches	B-Drop Inches	Part #	Price Per Ea
3/4”	3/4”	1.62	1.27	4GC61-12x12	$51.29
1”	1”	1.88	1.34	4GC61-16x16	62.10
1-1/4”	1-1/4”	2.12	1.68	4GC61-20x20	106.22

Code 62 Split Flange
90° Bend

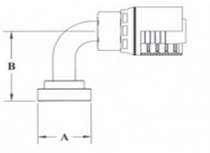

Hose I.D.	Flange Size	A-Dia Inches	B-Drop Inches	Part #	Price Per Ea
3/4”	3/4”	1.62	2.41	4GC62-12x12	$49.95
3/4”	1”	1.88	2.70	4GC62-12x16	53.59
1”	1”	1.88	2.75	4GC62-16x16	61.79
1”	1-1/4”	2.12	2.90	4GC62-16x20	77.23
1-1/4”	1-1/4”	2.12	3.24	4GC62-20x20	104.57

Prices subject to change without notice. **ASK FOR QUANTITY DISCOUNT**

GRIP CRIMP 6GC SERIES 4SH, R13, R15 NO-SKIVE COUPLINGS

Bite to the Wire Hose Ends for 100R13 Spiral Hose (RC13 & DHRXR13) 3/4" thru 2", 100R15 Spiral Hose (RC15) 3/4" thru 1-1/2", 4SH Spiral Hose 5/8", 3/4" and 1". NO SKIVE REQUIRED. The 6GC Series Six Spiral Coupling is compatible with some fixed and virtually all adjustable spiral crimp machines on the market. Check crimp O.D. carefully.

NPTF - MALE SOLID

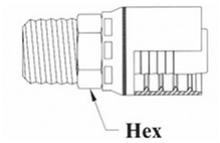

Hose Size	Thread Size	NPTF Male Solid Part #	Hex Size	Pipe Size	Price Per Ea
3/4"	3/4-14	6GC01-12X12	1-1/8"	3/4"	30.70
1"	1-11 1/2	6GC01-16X16	1-3/8"	1"	35.47
1-1/4"	1-1/4-11 1/2	6GC01-20X20	1-11/16"	1-1/4"	60.19
1-1/2"	1-1/2-11 1/2	6GC01-24X24	1-1/2-11 1/2	1-1/2"	77.16
2"	2-11 1/2	6GC01-32X32	2-1/2"	2"	126.25

NPTF - API THREAD

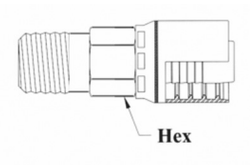

Hose Size	Thread Size	NPTF Male Solid Part #	Hex Size	Pipe Size	Price Per Ea
1"	1-11 1/2	6GCAP-16X16	1-3/8"	1"	32.80
1-1/2"	1-1/2-11 1/2	6GCAP-24X24	2"	1-1/2"	82.39
2"	2-11 1/2	6GCAP32X32	2-1/2"	2"	135.62

JIC 37° FEMALE SWIVEL

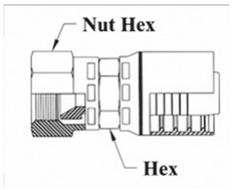

Hose Size	Thread Size	JIC 37° Female Swivel Part #	Tube Size	Hex Size	Nut Hex	Price Per Ea
5/8"	7/8x14"	6GC09-10X10	5/8"	15/16"	1"	18.88
3/4"	1-1/16X12	6GC09-12X12	3/4"	1-1/8"	1-1/4"	32.01
3/4"	1-5/16X12	6GC09-12X16	1"	1-3/8"	1-1/2"	36.16
1"	1-516X12	6GC09-16X16	1"	1-3/8"	1-1/2"	39.78
1-1/4"	1-5/8X12	6GC09-20X20	1-1/4"	1-11/16"	2"	71.64
1-1/2"	1-7/8X12	6GC09-24X24	1-1/2"	2"	2-1/4"	88.52
2"	2-1/2X12	6GC09-32X32	2"	2-1/2"	2-7/8"	145.72

JIC 37° - 45° FEMALE SWIVEL

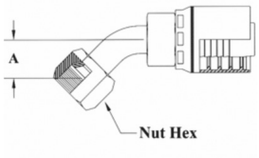

Hose Size	Thread Size	JIC 37°-45° Female Swivel Part #	Tube Size	A-Drop Inches	Nut Hex	Price Per Ea
3/4"	1-1/16X12	6GC25-12X12	3/4"	1.50	1-1/4"	68.61
1"	1-5/16X12	6GC25-16X16	1"	1.75	1-1/2"	88.08

ASK FOR QUANTITY DISCOUNT *Prices subject to change without notice.*

 © Baum Hydraulics Corporation

GRIP CRIMP 6GC SERIES 4SH, R13, R15 NO-SKIVE COUPLINGS

Bite to the Wire Hose Ends for 100R13 Spiral Hose (RC13 & DHRXR13) 3/4" thru 2", 100R15 Spiral Hose (RC15) 3/4" thru 1-1/2", 4SH Spiral Hose 5/8", 3/4" and 1". NO SKIVE REQUIRED. The 6GC Series Six Spiral Coupling is compatible with some fixed and virtually all adjustable spiral crimp machines on the market. Check crimp O.D. carefully.

JIC 37° - 90° FEMALE SWIVEL

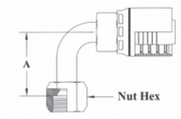

Hose Size	Thread Size	JIC 37°-90° Female Swivel Part #	Tube Size	A-Drop Inches	Nut Hex	Price Per Ea
3/4"	1-1/16X12	6GC26-12X12	3/4"	2.38	1-1/4"	68.61
1"	1-5/16X12	6GC26-16X16	1"	2.75	1-1/2"	87.94
1-1/4"	1-5/8X12	6GC26-20X20	1-1/4"	3.40	2"	149.26

O-RING FACE SEAL (ORF) - FEMALE SWIVEL

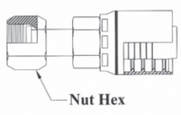

Hose Size	Thread Size	ORF Female Swivel Part #	Tube Size	Nut Hex	Price Per Ea
5/8"	1X14	6GC30-10X10	5/8"	1-1/8"	21.62
3/4"	1-3/16X12	6GC30-12x12	3/4"	1-3/8"	38.79
3/4"	1-7/16X12	6GC30-12X16	1"	1-5/8"	48.79
1"	1-7/16X12	6GC30-16X16	1"	1-5/8"	51.62
1-1/4"	1-11/16X12	6GC30-20X20	1-1/4"	1-7/8"	82.82
1-1/2"	2X12	6GC30-24X24	1-1/2"	2-1/4"	134.81

O-RING FACE SEAL (ORF) 45° FEMALE SWIVEL

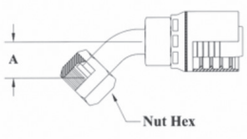

Hose Size	Thread Size	ORF Female Swivel Part #	Tube Size	A-Drop Inches	Nut Hex	Price Per Ea
5/8"	1X14	6GC31-10X10	5/8"	0.75	1-1/8"	52.02
3/4"	1-3/16X12	6GC31-12X12	3/4"	0.95	1-3/8"	67.91
1"	1-7/16X12	6GC31-16X16	1"	1.16	1-5/8"	86.57
1-1/4"	1-11/16X12	6GC31-20X20	1-1/4"	1.25	1-7/8"	133.65

O-RING FACE SEAL (ORF) 90° FEMALE SWIVEL

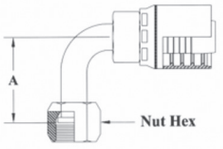

Hose Size	Thread Size	ORF Female Swivel Part #	Tube Size	A-Drop Inches	Nut Hex	Price Per Ea
5/8"	1X14	6GC32-10X10	5/8"	1.50	1-1/8"	48.16
3/4"	1-3/16X12	6GC32-12X12	3/4"	2.00	1-3/8"	68.61
3/4"	1-7/16X12	6GC32-12X16	1"	2.50	1-5/8"	84.59
1"	1-7/16X12	6GC32-16X16	1"	2.50	1-5/8"	88.02
1-1/4"	1-11/16X12	6GC32-20X20	1-1/4"	2.80	1-7/8"	137.56

Prices subject to change without notice. **ASK FOR QUANTITY DISCOUNT**

GRIP CRIMP 6GC SERIES 4SH, R13, R15 NO-SKIVE COUPLINGS

Bite to the Wire Hose Ends for 100R13 Spiral Hose (RC13 & DHRXR13) 3/4" thru 2", 100R15 Spiral Hose (RC15) 3/4" thru 1-1/2", 4SH Spiral Hose 5/8", 3/4" and 1". NO SKIVE REQUIRED. The 6GC Series Six Spiral Coupling is compatible with some fixed and virtually all adjustable spiral crimp machines on the market. Check crimp O.D. carefully.

CODE 61 SPLIT FLANGE - STRAIGHT

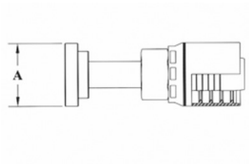

Hose Size	Flange Size	Split Flange Straight Part #	A-Dia Inches	Price Per Ea
3/4"	3/4"	6GC47-12X12	1.50	45.03
3/4"	1"	6GC47-12X16	1.75	55.04
1"	1"	6GC47-16X16	1.75	55.81
1"	1-1/4"	6GC47-16X20	2.00	82.16
1-1/4"	1-1/4"	6GC47-20X20	2.00	76.51
1-1/2"	1-1/2"	6GC47-24X24	2.38	107.12
2"	2"	6GC47-32X32	2.81	152.28

CODE 61 SPLIT FLANGE 45° BEND

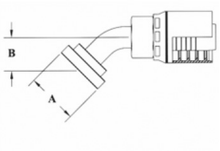

Hose Size	Flange Size	Split Flange 45° Bend Part #	A-Dia Inches	B-Drop Inches	Price Per Ea
3/4"	3/4"	6GC50-12X12	1.50	1.25	62.94
1"	1"	6GC50-16X16	1.75	1.30	81.43
1-1/4"	1-1/4"	6GC50-20X20	2.00	1.50	125.86
1-1/2"	1-1/2"	6GC50-24X24	2.38	1.75	128.85
2"	2"	6GC50-32X32	2.81	2.25	208.04

CODE 61 SPLIT FLANGE 90° BEND

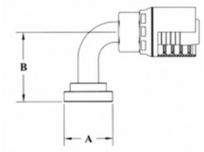

Hose Size	Flange Size	Split Flange 90° Bend Part #	A-Dia Inches	B-Drop Inches	Price Per Ea
3/4"	3/4"	6GC53-12X12	1.50	2.38	65.66
3/4"	1"	6GC53-12X16	1.75	2.75	80.29
1"	1"	6GC53-16X16	1.75	2.75	82.02
1"	1-1/4"	6GC53-16X20	2.00	2.88	121.69
1-1/4"	1-1/4"	6GC53-20X20	2.00	2.88	124.75
1-1/2"	1-1/2"	6GC53-24X24	2.38	4.00	132.75
2"	2"	6GC53-32X32	2.81	5.40	235.58

CODE 61 SPLIT FLANGE 90° BEND LONG DROP

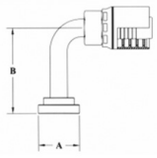

Hose Size	Flange Size	Split Flange 90° Bend Long Drop Part #	A-Dia Inches	B-Drop Inches	Price Per Ea
3/4"	3/4"	6GC54-12X12	1.50	5.25	78.99
3/4"	1"	6GC54-12X16	1.75	6.00	107.97
1"	1"	6GC54-16X16	1.75	6.00	100.60
1"	1-1/4"	6GC54-16X20	2.00	7.50	152.86
1-1/4"	1-1/4"	6GC54-20X20	2.00	7.50	167.57

CODE 61 SPLIT FLANGE Kits

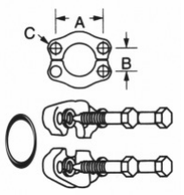

Flange Size	Complete Kit Part #	O-Ring Part #	A Inches	B Inches	C Inches	Price Per Ea
3/4"	SFK-12	12252	1.88	.88	13/32	16.46
1"	SFK-16	16252	2.06	1.03	13/32	22.18
1-1/4"	SFK-20	20252	2.31	1.19	15/32	17.91
1-1/2"	SFK-24	24252	2.75	1.41	17/32	23.80
2"	SFK-32	32252	3.06	1.69	17/32	25.66

ASK FOR QUANTITY DISCOUNT *Prices subject to change without notice.*

 © Baum Hydraulics Corporation

GRIP CRIMP 6GC SERIES 4SH, R13, R15 NO-SKIVE COUPLINGS

Bite to the Wire Hose Ends for 100R13 Spiral Hose (RC13 & DHRXR13) 3/4" thru 2", 100R15 Spiral Hose (RC15) 3/4" thru 1-1/2", 4SH Spiral Hose 5/8", 3/4" and 1". NO SKIVE REQUIRED. The 6GC Series Six Spiral Coupling is compatible with some fixed and virtually all adjustable spiral crimp machines on the market. Check crimp O.D. carefully.

BAUM HYDRAULICS CORPORATION

CODE 62 SPLIT FLANGE - STRAIGHT

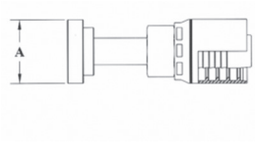

Hose Size	Flange Size	Split Flange Straight Part #	A-Dia Inches	Price Per Ea
3/4"	3/4"	6GC60-12X12	1.62	55.01
3/4"	1"	6GC60-12X16	1.88	65.41
1"	1"	6GC60-16X16	1.88	64.08
1"	1-1/4"	6GC60-16X20	2.12	86.43
1-1/4"	1-1/4"	6GC60-20X20	2.12	94.66
1-1/2"	1-1/2"	6GC60-24X24	2.50	105.33
2"	2"	6GC60-32X32	3.12	150.97

CODE 62 SPLIT FLANGE 45° BEND

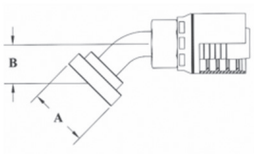

Hose Size	Flange Size	Split Flange 45° Bend Part #	A-Dia Inches	B-Drop Inches	Price Per Ea
3/4"	3/4"	6GC61-12X12	1.62	1.25	65.79
3/4"	1"	6GC61-12X16	1.88	1.38	87.29
1"	1"	6GC61-16X16	1.88	1.38	86.76
1"	1-1/4"	6GC61-16X20	2.12	1.38	102.21
1-1/4"	1-1/4"	6GC61-20X20	2.12	1.50	127.52
1-1/2"	1-1/2"	6GC61-24X24	2.50	1.70	130.09
2"	2"	6GC61-32X32	3.12	2.25	206.37

CODE 62 SPLIT FLANGE 90° BEND

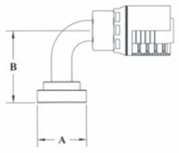

Hose Size	Flange Size	Split Flange 90° Bend Part #	A-Dia Inches	B-Drop Inches	Price Per Ea
3/4"	3/4"	6GC62-12X12	1.62	2.50	67.04
3/4"	1"	6GC62-12X16	1.88	2.50	77.17
1"	1"	6GC62-16X16	1.88	2.75	82.42
1"	1-1/4"	6GC62-16X20	2.12	2.88	99.52
1-1/4"	1-1/4"	6GC62-20X20	2.12	3.25	116.21
1-1/2"	1-1/2"	6GC62-24X24	2.50	3.75	140.19
2"	2"	6GC62-32X32	3.12	5.38	260.19

CODE 62 SPLIT FLANGE 90° BEND LONG DROP

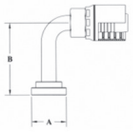

Hose Size	Flange Size	Split Flange 90° Bend Long Drop Part #	A-Dia Inches	B-Drop Inches	Price Per Ea
3/4"	3/4"	6GC63-12X12	1.62	5.25	98.22
3/4"	1"	6GC63-12X16	1.88	6.00	115.72
1"	1"	6GC63-16X16	1.88	6.00	120.78
1"	1-1/4"	6GC63-16X20	2.12	7.50	150.08
1-1/4"	1-1/4"	6GC63-20X20	2.12	7.50	167.55

CODE 62 SPLIT FLANGE Kits

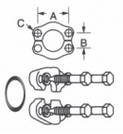

Flange Size	Complete Kit Part #	O-Ring Part #	A Inches	B Inches	C Inches	Price Per Ea
3/4"	SFK62-12	12252	2.00	.94	13/32	21.87
1"	SFK62-16	16252	2.25	1.09	15/32	33.46
1-1/4"	SFK62-20	20252	2.63	1.25	17/32	35.68
1-1/2"	SFK62-24	24252	3.12	1.44	21/32	46.32
2"	SFK62-32	32252	3.81	1.75	25/32	83.64

Prices subject to change without notice. **ASK FOR QUANTITY DISCOUNT**

GRIP CRIMP 6GC SERIES 4SH, R13, R15 NO-SKIVE COUPLINGS

Bite to the Wire Hose Ends for 100R13 Spiral Hose (RC13 & DHRXR13) 3/4" thru 2", 100R15 Spiral Hose (RC15) 3/4" thru 1-1/2", 4SH Spiral Hose 5/8", 3/4" and 1". NO SKIVE REQUIRED. The 6GC Series Six Spiral Coupling is compatible with some fixed and virtually all adjustable spiral crimp machines on the market. Check crimp O.D. carefully.

EXTRA HEAVY DUTY FLANGE STRAIGHT

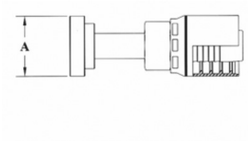

Hose Size	Flange Size	Extra Heavy Straight Part #	A-Dia Inches	Price Per Ea
3/4"	3/4"	6GC80-12X12	1.62	44.26
3/4"	1"	6GC80-12X16	1.88	52.79
1"	1"	6GC80-16X16	1.88	68.04
1"	1-1/4"	6GC80-16X20	2.12	98.44
1-1/4"	1-1/4"	6GC80-20X20	2.12	80.43
1-1/2"	1-1/2"	6GC80-24X24	2.50	111.78
2"	2"	6GC80-32X32	3.12	169.19

EXTRA HEAVY DUTY FLANGE 45° BEND

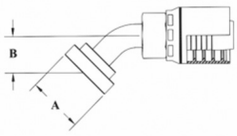

Hose Size	Flange Size	Extra Heavy 45° Bend Part #	A-Dia Inches	B-Drop Inches	Price Per Ea
3/4"	3/4"	6GC81-12X12	1.62	1.25	54.35
1"	1"	6GC81-16X16	1.88	1.40	71.92
1-1/4"	1-1/4"	6GC81-20X20	2.12	1.50	78.07
1-1/2"	1-1/2"	6GC81-24X24	2.50	1.75	110.81

EXTRA HEAVY DUTY FLANGE 90° BEND

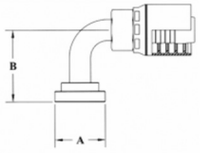

Hose Size	Flange Size	Split Flange 90° Bend Part #	A-Dia Inches	B-Drop Inches	Price Per Ea
3/4"	3/4"	6GC82-12X12	1.62	2.50	$43.32
3/4"	1"	6GC82-12X16	1.88	3.00	52.49
1"	1"	6GC82-16X16	1.88	3.00	53.50
1"	1-1/4"	6GC82-16X20	2.12	3.38	101.75
1-1/4"	1-1/4"	6GC82-20X20	2.12	3.38	82.01
1-1/2"	1-1/2"	6GC82-24X24	2.50	4.00	108.96
2"	2"	6GC82-32X32	3.12	5.50	206.32

EXTRA HEAVY DUTY FLANGE 90° BEND LONG DROP

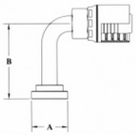

Hose Size	Flange Size	Extra Heavy 90° Bend Long Drop Part #	A-Dia Inches	B-Drop Inches	Price Per Ea
3/4"	3/4"	6GC83-12X12	1.62	5.25	$60.86
3/4"	1"	6GC83-12X16	1.88	6.00	72.09
1"	1"	6GC83-16X16	1.88	6.00	75.13
1"	1-1/4"	6GC83-16X20	2.12	7.50	97.56
1-1/4"	1-1/4"	6GC83-20X20	2.12	7.50	106.29

EXTRA HEAVY DUTY SPLIT FLANGE Kits

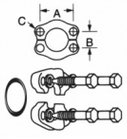

Flange Size	Complete Kit Part #	D-Ring Part #	A Inches	B Inches	C Inches	Price Per Ea
3/4:"	SFKHD-12	D12	2.00	.94	13/32	$39.84
1"	SFKHD-16	D16	2.25	1.09	15/32	47.83
1-1/4"	SFKHD-20	D20	2.63	1.25	17/32	53.27
1-1/2"	SFKHD-24	D24	3.12	1.44	21/32	64.17
2"	SFKHD-32	D32	3.81	1.75	25/32	74.08

ASK FOR QUANTITY DISCOUNT *Prices subject to change without notice.*

 © Baum Hydraulics Corporation

GRIP CRIMP 6GC SERIES 4SH, R13, R15 NO-SKIVE COUPLINGS

Bite to the Wire Hose Ends for 100R13 Spiral Hose (RC13 & DHRXR13) 3/4" thru 2", 100R15 Spiral Hose (RC15) 3/4" thru 1-1/2", 4SH Spiral Hose 5/8", 3/4" and 1". NO SKIVE REQUIRED. The 6GC Series Six Spiral Coupling is compatible with some fixed and virtually all adjustable spiral crimp machines on the market. Check crimp O.D. carefully.

BSPP - BRITISH PARALLEL 60° CONE - FEMALE SWIVEL

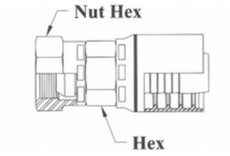

Hose Size	Thread Size	BSPP Female Swivel Part #	BSPP Size	Hex Size	Nut Hex	Price Per Ea
5/8"	G-5/8-14	6GC10-10X10	5/8"	15/16"	1-3/16"	23.95
3/4"	F-3/4-14	6GC10-12X12	3/4"	1-1/8"	1-1/4"	39.64
1"	G-1-11	6GC10-16X16	1"	1-3/8"	1-1/2"	50.87

DIN HEAVY 24° SEAT FEMALE SWIVEL

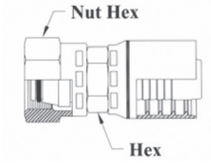

Hose Size	Thread Size	DIN Heavy Female Swivel Part #	Tube Size	Hex Size	Nut Hex	Price Per Ea
5/8"	M30X2.0	6GC38-10X20	20MM	1-1/8"	1-1/2"	23.95
3/4"	M36X2.0	6GC38-12X25	25MM	1-3/8"	1-7/8"	39.05
1"	M42X2.0	6GC38-16X30	30MM	1-11/16"	2"	54.66

GRIP CRIMP 4SH SERIES 4SH NO-SKIVE COUPLINGS

Bite to the Wire Hose Ends for 4SH Extreme Pressure Spiral Hoses (1-1/4" thru 2" 4SH). NO SKIVE REQUIRED. The 4SH Series Spiral Coupling is compatiblewith some fixed and virtually all adjustable spiral crimp machines on the market. Check crimp O.D. carefully.

NPTF- MALE SOLID

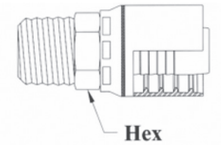

Hose Size	Thread Size	NPTF Male Solid Part #	Pipe Size	Hex Size	Price Per Ea
1-1/4"	1-1/4-11 1/2	4SH01-20X20	1-1/4"	1-11/16"	37.58
1-1/2"	1-1/2-11 1/2	4SH01-24X24	1-1/2"	2"	61.90
2"	2-11 /2	4SH01-32X32	2"	2-1/2"	130.15

JIC 37° MALE SOLID

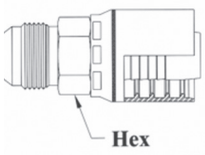

Hose Size	Thread Size	JIC 37° Male Solid Part #	Tube Size	Hex Size	Price Per Ea
1-1/4"	1-5/8X12	4SH08-20X20	1-1/4"	1-11/16"	46.29

JIC 37° FEMALE SWIVEL

Hose Size	Thread Size	JIC 37° Female Swivel Part #	Tube Size	Hex Size	Nut Hex	Price Per Ea
1-1/4"	1-5/8X12	4SH09-20X20	1-1/4"	1-11/16"	2"	43.21
1-1/4"	1-7/8X12	4SH09-20X24	1-1/2"	1-7/8"	2-1/4"	82.25
1-1/2"	1-7/8X12	4SH09-24X24	1-1/2"	2"	2-1/4"	74.11
2"	2-1/2X12	4SH09-32X32	2"	2-1/2"	2-7/8"	154.22

JIC 37°- 45° FEMALE SWIVEL

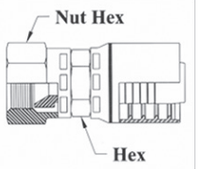

Hose Size	Thread Size	JIC 37° Female Swivel Part #	Tube Size	A-Drop Inches	Nut Hex	Price Per Ea
1-1/4"	1-5/8X12	4SH25-20X20	1-1/4"	1.69	2"	89.50

Prices subject to change without notice. **ASK FOR QUANTITY DISCOUNT**

GRIP CRIMP 4SH SERIES 4SH NO-SKIVE COUPLINGS

Bite to the Wire Hose Ends for 4SH Extreme Pressure Spiral Hoses (1-1/4" thru 2" 4SH). NO SKIVE REQUIRED. The 4SH Series Spiral Coupling is compatiblewith some fixed and virtually all adjustable spiral crimp machines on the market. Check crimp O.D. carefully.

JIC 37° - 90° FEMALE SWIVEL

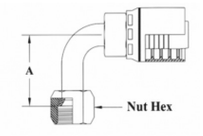

Hose Size	Thread Size	JIC 37-90° Female Swivel Part #	Tube Size	A-Drop Inches	Hex Size	Price Per Ea
1-1/4"	1-5/8X12	4SH26-20X20	1-1/4"	3.40	2"	85.80

O-RING FACE SEAL (ORF) FEMALE SWIVEL

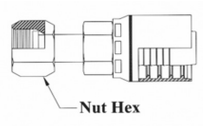

Hose Size	Thread Size	ORF Female Swivel Part #	Tube Size	Nut Hex	Price Per Ea
1-1/4"	1-11/16X12	4SH30-20X20	1-1/4"	1-7/8"	58.94

O-RING FACE SEAL (ORF) 45° FEMALE SWIVEL

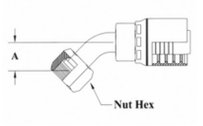

Hose Size	Thread Size	ORF 45° Female Swivel Part #	Tube Size	A-Drop Inches	Nut Hex	Price Per Ea
1-1/4"	1-11/16X12	4SH31-20X20	1-1/4"	1.25	1-7/8"	89.63

O-RING FACE SEAL (ORF) 90° FEMALE SWIVEL

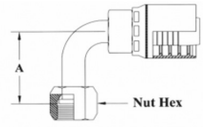

Hose Size	Thread Size	ORF 90° Female Swivel Part #	Tube Size	A-Drop Inches	Nut Hex	Price Per Ea
1-1/4"	1-11/16X12	4SH32-20X20	1-1/4"	2.80	1-7/8"	85.76

CODE 61 SPLIT FLANGE STRAIGHT

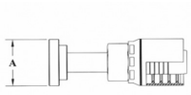

Hose Size	Flange Size	Split Flange Straight Part #	A-Dia Inches	Price Per Ea
1-1/4"	1-1/4"	4SH47-20X20	2.00	56.21
1-1/4"	1-1/2"	4SH47-20X24	2.38	81.16
1-1/2"	1-1/2"	4SH47-24X24	2.38	99.71
2"	2"	4SH47-32X32	2.81	Call

CODE 61 SPLIT FLANGE 45° BEND

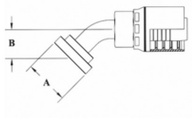

Hose Size	Flange Size	Split Flange 45° Bend Part #	A-Dia Inches	B-Drop Inches	Price Per Ea
1-1/4"	1-1/4"	4SH50-20X20	2.00	1.50	78.88
1-1/4"	1-1/2"	4SH50-20X24	2.38	1.50	98.83
1-1/2"	1-1/2"	4SH50-24X24	2.38	1.75	116.13
2"	2"	4SH50-32X32	2.81	2.25	Call

CODE 61 SPLIT FLANGE 90° BEND

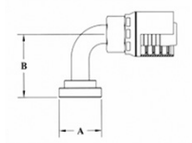

Hose Size	Flange Size	Split Flange 90° Bend Part #	A-Dia Inches	B-Drop Inches	Price Per Ea
1-1/4"	1-1/4"	4SH53-20X20	2.00	2.88	73.05
1-1/4"	1-1/2"	4SH53-20X24	2.38	3.25	94.54
1-1/2"	1-1/2"	4SH53-24X24	2.38	4.00	119.48
2"	2"	4SH53-32X32	5.81	5.40	Call

CODE 61 SPLIT FLANGE KITS

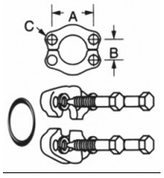

Flange Size	Complete Kit Part #	O-Ring Part #	A Inches	B Inches	C Inches	Price Per Ea
1-1/4"	SFK-20	20252	2.31	1.19	15/32	17.91
1-1/2"	SFK-24	24252	2.75	1.41	17/32	23.80
2"	SFK-32	32252	3.06	1.69	17/32	25.66

ASK FOR QUANTITY DISCOUNT *Prices subject to change without notice.*

 © Baum Hydraulics Corporation

GRIP CRIMP 4SH SERIES 4SH NO-SKIVE COUPLINGS

Bite to the Wire Hose Ends for 4SH Extreme Pressure Spiral Hoses (1-1/4" thru 2" 4SH). NO SKIVE REQUIRED. The 4SH Series Spiral Coupling is compatiblewith some fixed and virtually all adjustable spiral crimp machines on the market. Check crimp O.D. carefully.

CODE 62 SPLIT FLANGE STRAIGHT

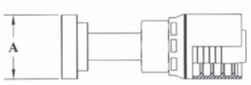

Hose Size	Flange Size	Split Flange Straight Part #	A-Dia Inch-es	Price Per Ea
1-1/4"	1-1/4"	4SH60-20X20	2.12	62.62
1-1/2"	1-1/2"	4SH60-24X24	2.50	88.62
2"	2"	4SH60-32X32	3.12	197.83

CODE 62 SPLIT FLANGE 45° BEND

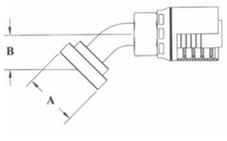

Hose Size	Flange Size	Split Flange 45° Bend Part #	A-Dia Inches	B-Drop Inches	Price Per Ea
1-1/4"	1-1/4"	4SH61-20X20	2.12	1.50	80.55
1-1/2"	1-1/2"	4SH61-24X24	2.50	1.70	117.08
2"	2"	4SH61-32X32	3.12	2.25	223.85

CODE 62 SPLIT FLANGE 90° BEND

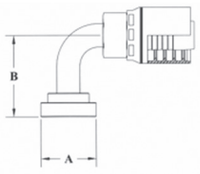

Hose Size	Flange Size	Split Flange 90° Bend Part #	A-Dia Inches	B-Drop Inches	Price Per Ea
1-1/4"	1-1/4"	4SH62-20X20	2.12	3.25	81.03
1-1/2"	1-1/2"	4SH62-24X24	2.50	3.75	119.58
2"	2"	4SH62-32X32	3.12	5.38	259.77

CODE 62 SPLIT FLANGE KITS

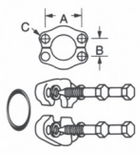

Flange Size	Complete Kit Part #	O-Ring Part #	A Inches	B Inches	C Inches	Price Per Ea
1-1/4"	SFK62-20	20252	2.63	1.25	17/32	35.68
1-1/2"	SFK62-24	24252	3.12	1.44	21/32	46.32
2"	SFK62-32	32252	3.81	1.75	25/32	83.64

EXTRA HEAVY DUTY FLANGE STRAIGHT

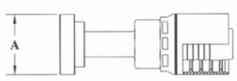

Hose Size	Flange Size	Extra Heavy Duty Flange Part #	A-Dia Inches	Price Per Ea
1-1/4"	1-1/4"	4SH80-20X20	2.12	69.61
1-1/2"	1-1/2"	4SH80-24X24	2.50	100.59
2"	2"	4SH80-32X32	3.12	Call

EXTRA HEAVY DUTY FLANGE 45° BEND

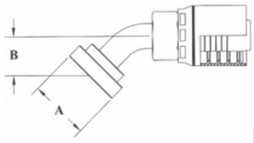

Hose Size	Flange Size	Extra Heavy 45° Bend Part #	A-Dia Inches	B-Drop Inches	Price Per Ea
1-1/4"	1-1/4"	4SH81-20X20	2.12	1.50	89.72
1-1/2"	1-1/2"	4SH81-24X24	2.50	1.75	134.02

EXTRA HEAVY DUTY FLANGE 90° BEND

Hose Size	Flange Size	Extra Heavy 90° Bend Part #	A-Dia Inches	B-Drop Inches	Price Per Ea
1-1/4"	1-1/4"	4SH82-20X20	2.12	3.38	89.72
1-1/2"	1-1/2"	4SH82-24X24	2.50	4.00	Call
2"	2"	4SH82-32X32	3.12	5.50	Call

EXTRA HEAVY DUTY SPLITE FLANGE KITS

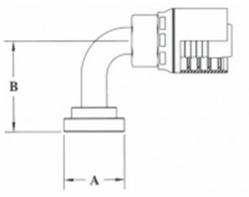

Flange Size	Complete Kit Part #	O-Ring Part #	A Inches	B Inches	C Inches	Price Per Ea
1-1/4"	SFKHD-20	D20	2.63	1.25	17/32	71.01
1-1/2"	SFKHD-24	D24	3.12	1.44	21/32	85.54
2"	SFKHD-32	D32	3.81	1.75	25/32	98.75

Prices subject to change without notice. **ASK FOR QUANTITY DISCOUNT**

STEMS FOR 1 & 2 BRAID HOSE

SAE 100R1AT, 100R2AT, HYDRA-LITE I & II, & MEGA FLEX I & II
FOR GATES HOSE & CRIMPERS

Pkg. of 4

Solid Male Pipe Thread

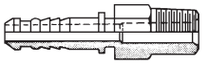

Hose Size Ins.	Thd. Size Ins.	Jones Part Number	Our Sequence Number	Price Per Piece	Gates Reference Number
		MP SOLID			
1/4	1/8	**204-102**	338666	**2.25**	4-2MP
1/4	1/4	**204-104**	338668	**1.75**	4-4MP
1/4	3/8	**204-106**	338670	**2.36**	4-6MP
1/4	1/2	**204-108**	338671	**4.77**	- - - - -
3/8	1/4	**206-104**	338672	**2.25**	- - - - -
3/8	3/8	**206-106**	338674	**2.22**	- - - - -
3/8	1/2	**206-108**	338676	**3.22**	- - - - -
1/2	3/8	**208-106**	338678	**2.64**	8-6MP
1/2	1/2	**208-108**	338680	**3.09**	8-8MP
1/2	3/4	**208-112**	338682	**4.07**	8-12MP
5/8	1/2	**210-108**	338684	**6.43**	10-8MP
5/8	3/4	**210-112**	338686	**3.72**	10-12MP
3/4	1/2	**212-108**	338687	**5.85**	12-8MP
3/4	3/4	**212-112**	338688	**5.03**	12-12MP
3/4	1	**212-116**	338690	**8.86**	12-16MP
1	3/4	**216-112**	338692	**9.42**	16-12MP
1	1	**216-116**	338694	**8.89**	16-16MP

Swivel Male Pipe Thread

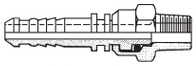

Jones Part Number	Our Sequence Number	Price Per Piece	Gates Reference Number
	MPX SWIVEL		
204-202	338704	**$11.58**	4-2MPX
204-204	338706	**5.85**	4-4MPX
204-206	338708	**6.43**	4-6MPX
- - - - -		....	- - - - -
206-204	338710	**6.16**	- - - - -
206-206	338712	**5.96**	- - - - -
206-208	338714	**7.25**	- - - - -
208-206	338716	**3.07**	8-6MPX
208-208	338717	**8.07**	8-8MPX
- - - - -		....	- - - - -
- - - - -		....	- - - - -
210-212	338718	**7.59**	10-12MPX
212-208	338720	**10.29**	12-8MPX
212-212	338722	**11.39**	12-12MPX
- - - - -		....	- - - - -
- - - - -		....	- - - - -
216-216	338724	**22.68**	16-16MPX

Swivel Male 90º Pipe Thread

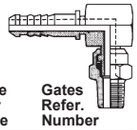

Jones Part Number	Our Sequence Number	Price Per Piece	Gates Refer. Number
	MPX SWIVEL 90		
- - - - -		$....	- - - - -
204-204 90	338734	**7.60**	4-4MPX90
204-206 90	338736	**10.15**	4-6MPX90
- - - - -		....	- - - - -
206-204 90	338738	**14.66**	- - - - -
206-206 90	338740	**12.84**	- - - - -
206-208 90	338742	**12.07**	- - - - -
208-206 90	338744	**19.32**	- - - - -
208-208 90	338746	**10.73**	8-8MPX90
- - - - -		....	- - - - -
- - - - -		....	- - - - -
- - - - -		....	- - - - -
- - - - -		....	- - - - -
- - - - -		....	- - - - -
- - - - -		....	- - - - -
- - - - -		....	- - - - -
- - - - -		....	- - - - -

NOTE: Crimp diameter shown is for hose that has same outside diameter as SAE 100R1AT, Flex Pulse I, & Flex Pulse II.

Solid Female Pipe Thread

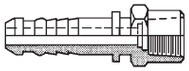

Hose Size Ins.	Thd. Size Ins.	Jones Part Number	Our Sequence Number	Price Per Piece	Gates Reference Number
		FP SOLID NPTF			
1/4	1/4	**204-904**	338914	**2.55**	4-4FP
3/8	1/4	**206-904**	338916	**2.83**	- - - - -
3/8	3/8	**206-906**	338918	**3.25**	- - - - -
3/8	1/2	**206-908**	338920	**5.94**	- - - - -
1/2	3/8	**208-906**	338922	**5.24**	8-6FP
1/2	1/2	**208-908**	338924	**5.24**	8-8FP
3/4	3/4	**2-912**	338926	**9.42**	12-12FP
1	1	**216-916**	338928	**16.31**	- - - - -

Swivel Female Pipe Thread

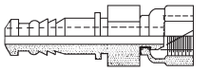

Jones Part Number	Our Sequence Number	Price Per Piece	Gates Reference Number
	FPX SWIVEL NPSM		
204-4FPX	338930	**$5.40**	- - - - -
- - - - -		....	- - - - -
206-6FPX	3389306	**6.55**	- - - - -
- - - - -		....	- - - - -
- - - - -		....	- - - - -
208-8FPX	3389307	**7.72**	- - - - -
212-12FPX	3389308	**12.07**	- - - - -
216-16FPX	3389310	**....**	- - - - -

WHEN YOU THINK OF HYDRAULICS, THINK OF

BAUM

HYDRAULICS

O-Ring Solid Male Fine Thread

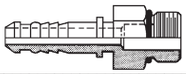

Hose Size Ins.	Thd. Size Ins.	Jones Part Number	Our Sequence Number	Price Per Piece	Gates Reference Number
		MB SOLID ORB NF			
1/4	7/16	**204-704**	338830	**3.27**	4-4MB
1/4	1/2	**204-705**	338832	**4.77**	4-5MB
1/4	9/16	**204-706**	338834	**3.32**	4-6MB
1/4	3/4	- - - - -		....	- - - - -
3/8	9/16	**206-706**	338836	**3.46**	- - - - -
3/8	3/4	**206-708**	338838	**4.26**	- - - - -
3/8	7/8	**206-710**	338840	**6.34**	- - - - -
3/8	1-1/16	**206-712**	338842	**8.32**	- - - - -
1/2	3/4	**208-708**	338844	**4.33**	8-8MB
1/2	7/8	**208-710**	338846	**4.42**	8-10MB
1/2	1-1/16	**208-712**	338848	**9.56**	8-12MB
3/4	1-1/16	**212-712**	338850	**9.10**	12-12MB
1	1-5/16	**216-716**	338852	**8.93**	16-16MB

O-Ring Swivel Male Fine Thread

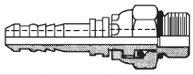

Jones Part Number	Our Sequence Number	Price Per Piece	Gates Reference Number
	MBX SWIVEL ORBNF		
- - - - -		$....	- - - - -
204-805	338862	**2.93**	4-5MBX
204-806	338864	**3.27**	4-6MBX
204-808	338709	**7.97**	- - - - -
206-806	338866	**4.72**	- - - - -
206-808	338868	**6.88**	- - - - -
206-810	338870	**3.57**	- - - - -
- - - - -		....	- - - - -
208-808	338872	**5.85**	8-8MBX
208-810	338874	**6.41**	8-10MBX
- - - - -		....	- - - - -
212-812	338876	**5.54**	- - - - -
- - - - -		....	- - - - -

O-Ring Swivel Male 90º Fine Thread

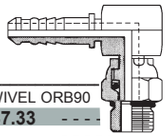

Jones Part Number	Our Sequence Number	Price Per Piece	Gates Reference Number
	MBX SWIVEL ORB90		
204-804 90	338886	**$7.33**	- - - -
- - - - -		....	- - - - -
204-806 90	338888	**13.89**	- - - - -
204-808 90	338890	**14.20**	- - - - -
206-806 90	338892	**14.90**	- - - - -
206-808 90	338894	**14.90**	- - - - -
206-810 90	338896	**12.04**	- - - - -
- - - - -		....	- - - - -
208-808 90	338898	**15.69**	8-8MBX90
208-810 90	338900	**13.73**	8-10MBX90
208-812 90	338902	**32.41**	- - - - -
212-812 90	338904	**14.53**	
- - - - -		....	- - - - -

JIC Male 37º Solid Fine Thread

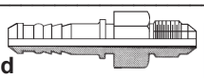

Hose Size Ins.	Thd. Size Ins.	Jones Part Number	Our Sequence Number	Price Per Piece	Gates Reference Number
		MJ SOLID 37NF			
1/4	7/16	**204-504**	338756	**$3.02**	4-4MJ
1/4	1/2	**204-505**	338758	**2.85**	4-5MJ
1/4	9/16	**204-506**	338760	**2.39**	4-6MJ
3/8	9/16	**206-506**	338762	**2.62**	- - - - -
3/8	3/4	**206-508**	338764	**2.49**	- - - - -
3/8	7/8	**206-510**	338766	**3.81**	- - - - -
1/2	9/16	- - - - -		....	- - - - -
1/2	3/4	**208-508**	338768	**3.46**	8-8MJ
1/2	7/8	**208-510**	338770	**4.51**	8-10MJ
1/2	1-1/16	**208-512**	338772	**7.97**	8-12MJ
5/8	3/4	- - - - -		....	- - - - -
5/8	7/8	**210-510**	338773	**5.38**	- - - - -
5/8	1-1/16	**210-512**	3387735	**5.73**	- - - - -
3/4	7/8	**212-510**	338774	**8.86**	12-10MJ
3/4	1-1/16	**212-512**	338776	**9.75**	12-12MJ
3/4	1-3/16	- - - - -		....	- - - - -
3/4	1-5/16	**212-516**	338778	**8.89**	12-16MJ
1	1-1/16	- - - - -		....	- - - - -
1	1-5/16	**216-516**	338780	**10.43**	16-16MJ
1	1-5/8	- - - - -		....	- - - - -

JIC Female 37º Swivel Fine Thread

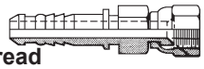

Jones Part Number	Our Sequence Number	Price Per Piece	Gates Reference Number
	FJX SWIVEL 37NF		
204-604	338794	**$3.55**	4-4FJX
204-605	338796	**3.79**	4-5FJX
204-606	338798	**3.69**	4-6FJX
206-606	338800	**3.79**	- - - - -
206-608	338802	**4.40**	- - - - -
206-610	338804	**5.85**	- - - - -
208-606	338806	**4.84**	8-6FJX
208-608	338808	**5.24**	8-8FJX
208-610	338810	**5.94**	8-10FJX
208-612	338812	**8.56**	8-12FJX
210-608	3388122	**4.77**	10-8FJX
210-610	3388123	**6.95**	10-10FJX
210-612	3388124	**7.88**	10-12FJX
212-610	338813	**7.55**	12-10FJX
212-612	338814	**8.28**	12-12FJX
212-614	338816	**8.63**	12-14FJX
212-616	338817	**12.18**	12-16FJX
216-612	338818	**12.98**	16-12FJX
216-616	338820	**12.58**	16-16FJX
216-620	338822	**17.49**	16-20FJX

Ferrules for Thin Walls

Hose Size	Jones Number	Our Seq Number	Price Per Piece	Gates Ref No.
STEEL - THIN S FERRULE				
1/4	**504-500**	338626	**2.36**	4PC1FS
3/8	**506-500**	338628	**2.95**	- - - - -
1/2	**508-500**	338630	**3.53**	8PC1FS
5/8	**510-500**	338632	**4.65**	10PC1FS
3/4	**512-500**	338634	**6.10**	12PC1FS
1	**516-500**	338636	**9.56**	16PC1FS
ALUMINUM - THIN A FERRULE				
1/4	**504-A-500**	338646	**2.27**	4PC1FA
3/8	**506-A-500**	338648	**2.36**	- - - - -
1/2	**508-A-500**	338650	**3.02**	8PC1FA
5/8	**510-A-500**	338652	**3.84**	- - - - -
3/4	**512-A-500**	338654	**4.49**	12PC1FA
1	**516-A-500**	338656	**6.10**	16PC1FA

ASK FOR QUANTITY DISCOUNT *Prices subject to change without notice.*

BAUM HYDRAULICS CORPORATION

1-800-228-9222 / e-mail: sales@baumhydraulics.com

Fax: 1-800-832-2522 / www.baumhydraulics.com / © Baum Hydraulics Corporation

STEMS FOR 1 & 2 BRAID HOSE

SAE 100R1AT, 100R2AT, HYDRA-LITE I & II

Pkg. of 4

JIC 37º FEMALE THREAD 90º BENT TUBE SHORT

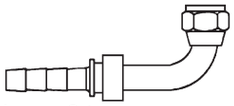

Hose Size	Thread Size	Jones Number	Cut Off Factor	Our Sequence Number	Price Per Piece	Gates Reference Number
				C2FJX90S		
1/4	7/16	**204-S-664**	1.430	338970	**8.56**	4C2-4FJX90S
1/4	1/2	**204-S-665**	1.510	338972	**8.61**	4C2-5FJX90S
1/4	9/16	**204-S-666**	1.670	338974	**9.40**	4C2-6FJX90S
3/8	9/16	**206-S-666**	1.670	338976	**10.57**	- - - - -
3/8	3/4	**206-S-668**	1.880	338978	**12.18**	- - - - -
1/2	3/4	**208-S-668**	1.880	338980	**13.24**	8C2-8FJX90S
1/2	7/8	**208-S-670**	2.120	338982	**13.49**	8C2-10FJX90S
5/8	7/8	**210-S-670**	2.140	338984	**10.13**	10C2-10FJX90S
5/8	1-1/16	- - - - -	- -		....	- - - - -
3/4	7/8	**212-S-670**	2.160	338986	**9.63**	- - - - -
3/4	1-1/16	**212-S-672**	2.750	338988	**19.29**	12C2-12FJX90S
3/4	1-5/16	**212-S-676**	3.250	338990	**24.16**	- - - - -
1	1-5/16	**216-S-676**	3.250	338992	**26.61**	16C2-16FJX90S

JIC 37º FEMALE THREAD 90º BENT TUBE MEDIUM

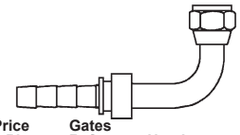

Jones Number	Cut Off Factor	Our Sequence Number	Price Per Piece	Gates Reference Number
		C2FJX90M		
204-M-664	1.430	339000	**$9.75**	4C2-4FJX90M
204-M-665	1.510	339002	**9.66**	4C2-5FJX90M
204-M-666	1.670	339004	**9.59**	4C2-6FJX90M
206-M-666	1.670	339006	**11.41**	- - - - -
206-M-668	1.880	339008	**13.31**	- - - - -
208-M-668	1.880	339010	**10.64**	8C2-8FJX90M
208-M-670	2.120	339012	**13.77**	8C2-10FJX90M
210-M-670	2.140	339014	**....**	- - - - -
210-M-672	2.730	339016	**9.03**	- - - - -
212-M-670	2.160	339018	**11.21**	12C2-10FJX90M
212-M-672	2.750	339020	**30.85**	12C2-12FJX90M
212-M-676	3.240	339022	**25.02**	12C2-16FJX90M
216-M-676	3.250	339024	**18.97**	16C2-16FJX90M

JIC 37º FEMALE THREAD 90º BENT TUBE LONG

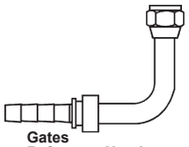

Hose Size	Thread Size	Jones Number	Cut Off Factor	Our Sequence Number	Price Per Piece	Gates Reference Number
				C2FJX90L		
1/4	7//16	**204-L-664**	1.430	- - - - -	**$....**	4C2-4FJX90L
1/4	1/2	**204-L-665**	1.510	339038	**4.53**	4C2-5FJX90L
1/4	9/16	**204-L-666**	1.670	339040	**7.83**	4C2-6FJX90L
3/8	9/16	**206-L-666**	1.670	339042	**12.04**	- - - - -
3/8	3/4	**206-L-668**	1.880	339044	**13.59**	- - - - -
1/2	3/4	**208-L-668**	1.880	339046	**14.31**	8C2-8FJX90L
1/2	7/8	**208-L-670**	2.120	339048	**15.97**	8C2-10FJX90L
1/2	1-1/16	**208-L-672**	2.730	339050	**10.22**	- - - - -
5/8	7/8	**210-L-670**	2.140	339052	**6.86**	- - - - -
3/4	7/8	- - - - -	- -		....	- - - - -
3/4	1-1/16	**212-L-672**	2.750	339054	**No Match!**	12C2-12FJX90L
3/4	1-5/16	**212-L-676**	3.240	339056	**25.09**	- - - - -
1	1-5/16	**216-L-676**	3.250	339058	**31.24**	16C2-16FJX90L

JIC 37º FEMALE THREAD 45º BENT TUBE MEDIUM

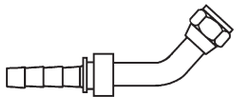

Jones Number	Cut Off Factor	Our Sequence Number	Price Per Piece	Gates Reference Number
		C2FJX45M		
204-M-684	1.690	338938	**$7.97**	4C2-4FJX45M
204-M-685	1.790	338940	**9.49**	4C2-5FJX45M
204-M-686	2.010	338942	**8.51**	4C2-6FJX45M
206-M-686	2.010	338944	**11.08**	- - - - -
206-M-688	2.200	338946	**13.59**	- - - - -
208-M-688	2.200	338948	**13.38**	8C2-8FJX45M
208-M-690	2.600	338950	**....**	- - - - -
- - - - -	- -		....	- - - - -
210-M-690	2.620	338952	**....**	10C2-10FJX45M
212-M-690	2.640	338954	**9.52**	12C2-10FJX45M
212-M-692	2.900	338956	**23.06**	12C2-12FJX45M
212-M-696	3.310	338958	**25.33**	12C2-16FJX45M
216-M-696	3.310	338960	**31.48**	16C2-16FJX45M

FOR-SEAL OR FLAT FACE FERRULES & STEMS

FOR 1 & 2 BRAID HOSE SAE 100R1AT, 100R2AT, HYDRA-LITE I & II & 4 SPIRAL SAE100R12

Solid Male O-Ring Seal Stem

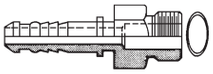

Hose Size	Thread Size	Jones Number	Our Sequence Number	Price Per Piece
			FS SOLID M OR	
1/4	9/16	**204-FS-04**	339068	**6.52**
3/8	11/16	**206-FS-06**	339070	**6.95**
1/2	13/16	**208-FS-08**	339072	**8.96**
5/8	1	**210-FS-10**	339074	**12.68**
3/4	1-3/16	**412-FS-12**	339076	**16.23**
1	1-7/16	**416-FS-16**	339078	**13.63**
1-1/4	1-11/16	- - - - -		....

Swivel Female O-Ring Seal Stem

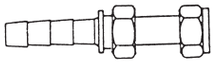

Jones Number	Our Sequence Number	Price Per Piece
	FSX SWIVEL OR	
204-FSX-04	339088	**$6.99**
206-FSX-06	339090	**6.29**
208-FSX-08	339092	**9.64**
210-FSX-10	339094	**13.77**
412-FSX-12	339096	**19.92**
416-FSX-16	339098	**17.02**
220-FSX-20	339100	**33.30**

Swivel Female O-Ring Seal Stem 45º

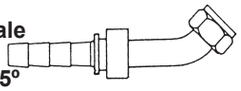

Jones Number	Our Sequence Number	Price Per Piece
	FSXL SWIVEL 45OR	
204-FSX-L64	339110	**$13.19**
206-FSX-L66	339112	**10.85**
208-FSX-L68	339114	**14.60**
210-FSX-L70	339116	**16.46**
412-FSX-L72	339118	**23.01**
416-FSX-L76	339120	**23.39**
220-FSX-L80	339122	**61.63**

Swivel Female O-Ring Seal Stem

90º Elbow Short

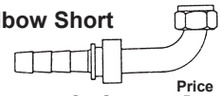

Hose Size	Thread Size	Jones Number	Our Sequence Number	Price Per Piece
			FSXA SWIVEL 90S	
1/4	9/16	**204-FSX-A24**	339132	**$9.92**
3/8	11/16	**206-FSX-A26**	339134	**12.84**
1/2	13/16	**208-FSX-A28**	339136	**15.08**
5/8	1	**210-FSX-A30**	339138	**16.37**
3/4	1-3/16	**412-FSX-A32**	339140	**24.58**
1	1-7/16	**416-FSX-A36**	339142	**27.85**
1-1/4	1-11/16	**220-FSX-A40**	339144	**64.42**

90º Elbow Medium

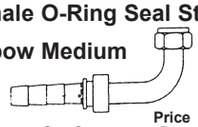

Jones Number	Our Sequence Number	Price Per Piece
	FSXJ SWIVEL90M	
204-FSX-J34	339154	**$13.87**
206-FSX-J36	339156	**14.38**
208-FSX-J38	339158	**15.55**
210-FSX-J40	339160	**....**
412-FSX-J42	339162	**27.06**
416-FSX-J46	339164	**28.23**
220-FSX-J50	339166	**64.16**

90º Elbow Long

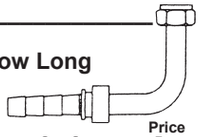

Jones Number	Our Sequence Number	Price Per Piece
	4SP FERRULE	
204-FSX-A64	339176	**$7.94**
206-FSX-A66	339178	**9.92**
208-FSX-A68	339180	**10.66**
210-FSX-A70	339182	**17.05**
412-FSX-A72	339184	**21.70**
416-FSX-A76	339186	**33.89**
220-FSX-A80	339188	**55.56**

Skive Required Steel Ferrule For 4 Spiral

Hose Size	Jones Number	Our Sequence Number	Price Per Piece
		4SP FERRULE	
1/4	**504-500**	338626	**2.36**
3/8	**208-200**	339196	**2.64**
1/2	**408-400**	339198	**4.91**
5/8	**410-400**	339199	**6.97**
3/4	**412-400**	339200	**8.09**
1	**416-400**	339202	**12.02**
1-1/4	**420-400**	339204	**15.69**
1-1/2	**424-400**	339206	**17.63**
2	**432-400**	339208	**27.59**

Prices subject to change without notice. **ASK FOR QUANTITY DISCOUNT**

GW SERIES 100R12 NO-SKIVE COUPLINGS

Bite to the Wire Hose Ends for 100R12Four Spiral (SP580, RC12 and DHEXR12), CS-Flex 5 Four Spiral (CS-Flex 5) 100R12 Thin Cover (3/4" thru 2"). 2SN (3/4" -2") and 100R4 (1-1/2" &2"). NO SKIVE REQUIRED. The GW Series Four Spiral Coupling is compatible with some fixed and virtually all adjustable spiral crimp machines on the market. Check crimp O.D. carefully.

NPTF- MALE SOLID

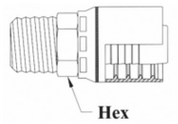

Hose Size	Thread Size	NPTF Male Solid Part #	Pipe Size	Hex Size	Price Per Ea
1/2"	1/2-14	GW01-8X8	1/2"	7/8"	15.88
1/2"	3/4-14	GW01-8X12	3/4"	1-1/8"	8.25
3/4"	3/4-14	GW01-12X12	3/4"	1-1/8"	21.23
3/4"	1-11 1/2	GW01-12X16	1"	1-3/8"	29.91
1"	3/4-14	GW01-16X12	3/4"	1-3/8"	32.10
1"	1-11 1/2	GW01-16X16	1"	1-3/8"	31.51
1-1/4"	1-1/4-11 1/2	GW01-20X20	1-1/4"	1-11/16"	60.42
1-1/2"	1-1/2-11 1/2	GW01-24X24	1-1/2"	2"	83.73
2"	2-11 1/2	GW01-32X32	2"	2-1/2"	155.06

NPTF- API MALE SOLID

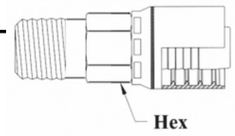

Hose Size	Thread Size	NPTF- API Male Solid Part #	Pipe Size	Hex Size	Price Per Ea
2"	2-11 1/2	GWAP-32X32	2"	2-1/2"	115.43

JIC 37°- MALE SOLID

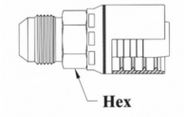

Hose Size	Thread Size	JIC 37° Male Solid Part #	Tube O.D.	Hex Size	Price Per Ea
1/2"	1/2"	GW08-8X8	3/4X16	7/8"	9.67
1/2"	5/8"	GW08-8X10	7/8X14	7/8"	5.48
3/4"	3/4"	GW08-12X12	1-1/16X12	1-1/8"	33.11
3/4"	7/8"	GW08-12X14	1-3/16X12	1-3/8"	16.55
3/4"	1"	GW08-12X16	1-5/16X12	1-3/8"	40.79
1"	1"	GW08-16X16	1-5/16X12	1-3/8"	46.29
1-1/4"	1-1/4"	GW08-20X20	1-5/5X12	1-11/16"	56.65

JIC 37°- FEMALE SOLID

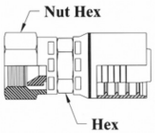

Hose Size	Thread Size	JIC 37° Female Solid Part #	Tube O.D.	Hex Size	Nut Hex	Price Per Ea
1/2"	3/8"	GW09-8X6	9/16-X18	7/8"	11/16"	15.19
1/2"	1/2"	GW09-8X8	3/4X16	7/8"	7/8"	14.28
1/2"	5/8"	GW09-8X10	7/8X14	7/8"	1"	14.77
1/2"	3/4"	GW09-8X12	1-1/16X12	1-1/8"	1-1/4"	20.63
3/4"	3/4"	GW09-12X12	1-1/16X12	1-1/8"	1-1/4"	23.30
3/4"	7/8"	GW09-12X14	1-3/16X12	1-1/4"	1-1/2"	30.35
3/4"	1"	GW09-12X16	1-5/16X12	1-3/8"	1-1/2"	33.35
1"	3/4"	GW09-16X12	1-1/16X12	1-3/8"	1-1/4"	38.32
1"	1"	GW09-16X16	1-5/16X12	1-3/8"	1-1/2"	33.56
1"	1-1/4"	GW09-16X20	1-5/8X12	1-11/16"	2"	80.91
1-1/4"	1-1/4"	GW09-20X20	1-5/8X12	1-11/16"	2"	69.10
1-1/4"	1-1/2"	GW09-20X24	1-7/8X12	1-7/8"	2-1/4"	115.77
1-1/2"	1-1/2"	GW09-24X24	1-7/8X12	2"	2-1/4"	81.13
2"	2"	GW09-32X32	2-1/2X12	2-1/2"	2-7/8"	181.52

ASK FOR QUANTITY DISCOUNT *Prices subject to change without notice.*

 © Baum Hydraulics Corporation

GW SERIES 100R12 NO-SKIVE COUPLINGS

Bite to the Wire Hose Ends for 100R12Four Spiral (SP580, RC12 and DHEXR12), CS-Flex 5 Four Spiral (CS-Flex 5) 100R12 Thin Cover (3/4" thru 2"). 2SN (3/4" -2") and 100R4 (1-1/2" &2"). NO SKIVE REQUIRED. The GW Series Four Spiral Coupling is compatible with some fixed and virtually all adjustable spiral crimp machines on the market. Check crimp O.D. carefully.

JIC 37° - 45°
FEMALE SWIVEL

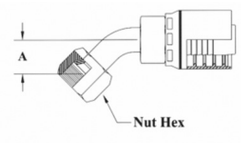

Hose Size	Thread Size	JIC 37-45° Female Swivel Part #	Tube Size	A-Drop Inches	Nut Hex	Price Per Ea
1/2"	3/4X16	GW25-8X8	1/2"	0.71	7/8"	20.22
1/2"	7/8X14	GW25-8X10	5/8"	0.84	1"	30.77
3/4"	1-1/16X12	GW25-12X12	3/4"	1.12	1-1/4"	47.56
3/4"	1-5/16X12	GW25-12X16	1"	1.15	1-1/2"	69.55
1"	1-5/16X12	GW25-16X16	1"	1.15	1-1/2"	73.19
1-1/4"	1-5/8X12	GW25-20X20	1-1/4"	1.69	2"	111.19
1-1/2"	1-7/8X12	GW25-24X24	1-1/2"	1.70	2-1/4"	221.35

JIC 90°
FEMALE SWIVEL

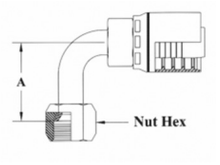

Hose Size	Thread Size	JIC 90° Female Swivel Part #	Tube Size	A-Drop Inches	Nut Hex	Price Per Ea
1/2"	3/4X16	GW26-8X8	1/2"	1.15	7/8"	28.73
1/2"	7/8X14	GW26-8X10	5/8"	1.23	1"	28.46
3/4"	1-1/16X12	GW26-12X12	3/4"	1.88	1-1/4"	48.43
3/4"	1-5/16X12	GW26-12X16	1"	2.25	1-1/2"	96.50
1"	1-5/16X12	GW26-16X16	1"	2.66	1-1/2"	80.42
1-1/4"	1-5/8X12	GW26-20X20	1-1/4"	3.31	2"	122.10
1-1/2"	1-7/8X12	GW26-24X24	1-1/2"	3.95	2-1/4"	234.65
2"	2-1/2X12	GW26-32X32	2"	4.64	2-7/8"	311.94

JIC 37- 90°
Long Drop
FEMALE SWIVEL

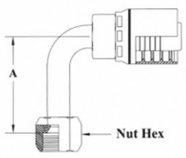

Hose Size	Thread Size	JIC 37-90° LD Female Swivel Part #	Tube Size	A-Drop Inches	Nut Hex	Price Per Ea
3/4"	1-1/16X12	GW27-12X12	3/4"	3.73	1-1/4"	55.29
1"	1-5/16X12	GW27-16X16	1"	4.50	1-1/2"	96.58

ORB - MALE SOLID

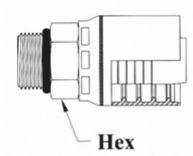

Hose Size	Thread Size	ORB Male Solid Part #	Tube Size	Hex Size	Price Per Ea
3/4"	1-1/16X12	GW11-12X12	3/4"	1-1/8"	23.11
1"	1-5/16X12	GW11-16X16	1"	1-1/2"	42.59

Prices subject to change without notice. **ASK FOR QUANTITY DISCOUNT**

GW SERIES 100R12 NO-SKIVE COUPLINGS

Bite to the Wire Hose Ends for 100R12Four Spiral (SP580, RC12 and DHEXR12), CS-Flex 5 Four Spiral (CS-Flex 5) 100R12 Thin Cover (3/4" thru 2"). 2SN (3/4" -2") and 100R4 (1-1/2" &2"). NO SKIVE REQUIRED. The GW Series Four Spiral Coupling is compatible with some fixed and virtually all adjustable spiral crimp machines on the market. Check crimp O.D. carefully.

BAUM HYDRAULICS CORPORATION

ORF - MALE SOLID

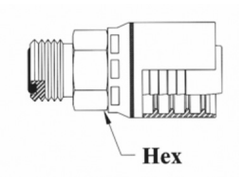

Hose Size	Thread Size	ORF Male Solid Part #	Tube Size	Hex Size	Price Per Ea
1/2"	13/16X16	GW29-8X8	1/2"	7/8"	16.13
3/4"	1-3/16X12	GW29-12X12	3/4"	1-1/4"	29.04
1"	1-7/16X12	GW29-16X16	1"	1-1/2"	66.01

ORF - FEMALE SOLID

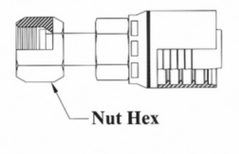

Hose Size	Thread Size	ORF Female Solid Part #	Tube Size	Nut Hex	Price Per Ea
1/2"	13/16X16	GW30-8X8	1/2"	15/16"	25.08
1/2"	1X14	GW30-8X10	5/8"	1-1/8"	23.05
1/2"	1-3/16X12	GW30-8X12	3/4"	1-3/8"	28.73
3/4"	1X14	GW30-12X10	5/8"	1-1/8"	44.44
3/4"	1-3/16X12	GW30-12X12	3/4"	1-3/8"	40.34
3/4"	1-7/16X12	GW30-12X16	1"	1-5/8"	64.81
1"	1-7/16X12	GW30-16X16	1"	1-5/8"	54.47
1-1/4"	1-11/16X12	GW30-20X20	1-1/4"	1-7/8"	102.58
1-1/2"	2X12	GW30-24X24	1-1/2"	2-1/4"	151.08

ORF- 45° FEMALE SWIVEL

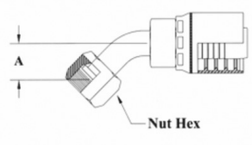

Hose Size	Thread Size	ORF 45° Female Swivel Part #	Tube Size	A-Drop Inches	Hex Size	Price Per Ea
1/2"	13/16X16	GW31-8X8	1/2"	0.59	15/16"	32.93
1/2"	1X14	GW31-8X10	5/8"	0.68	1-1/8"	35.61
3/4"	1-3/16X12	GW31-12X12	3/4"	0.84	1-3/8"	59.72
3/4"	1-7/16X12	GW31-12X16	1"	1.14	1-5/8"	80.96
1"	1-7/16X12	GW31-16X16	1"	1.14	1-5/8"	80.31
1-1/4"	1-11/16X12	GW31-20X20	1-1/4"	1.07	1-7/8"	122.40

ORF 90° FEMALE SWIVEL

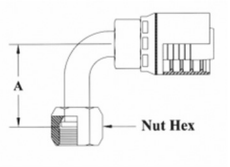

Hose Size	Thread Size	ORF 90° Female Swivel Part #	Tube Size	A-Drop Inches	Nut Hex	Price Per Ea
1/2"	13/16X16	GW32-8X8	1/2"	1.15	15/16"	33.84
1/2"	1X14	GW32-8X10	5/8"	1.27	1-1/8"	30.44
3/4"	1X14	GW32-12X10	5/8"	1.27	1-1/8"	55.89
3/4"	1-3/16X12	GW32-12X12	3/4"	1.88	1-3/8"	51.46
3/4"	1-7/16X12	GW32-12X16	1"	2.20	1-5/8"	98.35
1"	1-7/16X12	GW32-16X16	1"	2.20	1-5/8"	75.67
1-1/4"	1-11/16X12	GW32-20X20	1-1/4"	2.51	1-7/8"	135.21

ASK FOR QUANTITY DISCOUNT *Prices subject to change without notice.*

 © Baum Hydraulics Corporation

GW SERIES 100R12 NO-SKIVE COUPLINGS

Bite to the Wire Hose Ends for 100R12Four Spiral (SP580, RC12 and DHEXR12), CS-Flex 5 Four Spiral (CS-Flex 5) 100R12 Thin Cover (3/4" thru 2"). 2SN (3/4" -2") and 100R4 (1-1/2" &2"). NO SKIVE REQUIRED. The GW Series Four Spiral Coupling is compatible with some fixed and virtually all adjustable spiral crimp machines on the market. Check crimp O.D. carefully.

ORF- 90° FEMALE SWIVEL LONG DROP

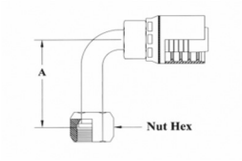

Hose Size	Thread Size	JIC 90° LD Female Swivel Part #	Tube Size	A-Drop Inches	Nut Hex	Price Per Ea
1/2"	13/16X16	GW33-8X8	1/2"	2.51	15/16"	46.62
1/2	1X14	GW33-8X10	5/8"	2.76	1-1/8"	....
3/4"	1-3/16X12	GW33-12X12	3/4"	3.78	1-3/8"	45.36
1"	1-7/16X12	GW33-16X16	1"	4.50	1-5/8"	68.62

O-RING FOR O-RING FACE SEALS

Thread Size	O-Ring for O-Ring Face Seal Part #	Tube O.D.	Price Per Ea
13/16x16	4629X8	1/2"	0.15
1X14	4629X10	5/8"	0.17
1-3/16X12	4629X12	3/4"	0.24
1-7/16X12	4629X16	1"	0.30
1-11/16X12	4629X20	1-1/4"	0.43

BSPP - BRITISH STANDARD PARALLEL 60° SEAT- MALE PIPE SOLID

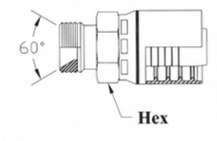

Hose Size	Thread Size	BSPP 60° Male Pipe Solid Part #	BSPP Size	Hex Size	Price Per Ea
3/4"	G-3/4-14	GW36-12X12	3/4"	1-1/8"	43.96

BSPP - BRITISH STANDARD PARALLEL 60° CONE- FEMALE SWIVEL

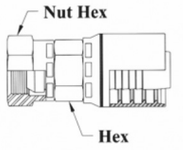

Hose Size	Thread Size	BSPP 60° Female Pipe Solid Part #	BSPP Size	Hex Size	Nut Hex	Price Per Ea
1/2"	G-1/2-14	GW10-8X8	1/2"	7/8"	1"	16.25
3/4"	G-3/4-14	GW10-12X12	3/4"	1-1/8"	1-1/4"	29.95
1"	G-1-11	GW10-16X16	1"	1-3/8"	1-1/2"	45.10

BSPP- BRITISH STANDARD PARALLEL 60° CONE- 45° BEND FEMALE SWIVEL

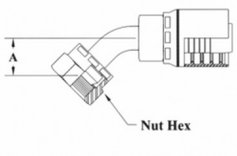

Hose Size	Thread Size	BSPP Female Swivel Part #	BSPP Size	A-Drop Inches	Nut Hex	Price Per Ea
3/4"	G-3/4-14	GW43-12X12	3/4"	1.31	1-1/4"	45.95

BSPP- BRITISH STANDARD PARALLEL 60° CONE- 90° BEND FEMALE SWIVEL

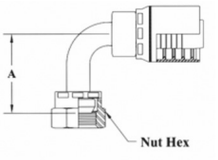

Hose Size	Thread Size	BSPP Female Swivel Part #	BSPP Size	A-Drop Inches	Nut Hex	Price Per Ea
3/4"	G-3/4-14	GW46-12X12	3/4"	2.55	1-1/4"	55.57

KOMATSU 30° FLARE- FEMALE SWIVEL

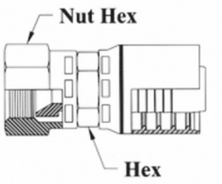

Hose Size	Thread Size	Komatsu 30°Flare Female Swivel Part #	Hex Size	Nut Hex	Price Per Ea
1/2"	M22X1.5	GW39-8X22	7/8"	1"	15.33
3/4"	M30X1.5	GW39-12X30	1-1/8"	1-3/8"	36.52
1"	M33X1.5	GW39-16X33	1-3/8"	1-1/2"	46.02

DIN LIGHT UNIVERSAL SEAT- FEMALE SWIVEL

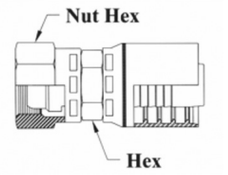

Hose Size	Thread Size	DIN Light Female Swivel Part #	Tube Size	Hex Size	Nut Hex	Price Per Ea
1/2"	M22X1.5	GW37-8X15	15MM	7/8"	1-1/16"	29.09
3/4"	M30X2.0	GW37-12X22	22MM	1-1/8"	1-1/2"	53.12
1"	M36X2.0	GW37-16X28	28MM	1-3/8"	1-7/8"	60.86

Prices subject to change without notice. **ASK FOR QUANTITY DISCOUNT**

GW SERIES 100R12 NO-SKIVE COUPLINGS

Bite to the Wire Hose Ends for 100R12Four Spiral (SP580, RC12 and DHEXR12), CS-Flex 5 Four Spiral (CS-Flex 5) 100R12 Thin Cover (3/4" thru 2"). 2SN (3/4" -2") and 100R4 (1-1/2" &2"). NO SKIVE REQUIRED. The GW Series Four Spiral Coupling is compatible with some fixed and virtually all adjustable spiral crimp machines on the market. Check crimp O.D. carefully.

DIN HEAVY 24° SEAT FEMALE SWIVEL

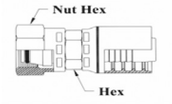

Hose Size	Thread Size	DIN Heavy Female Swivel Part #	Tube Size	Hex Size	Nut Hex	Price Per Ea
1/4"	M24X1.5	GW38-8X16	16MM	7/8"	1-1/8"	33.05
3/4"	M36X2.0	GW38-12X25	25MM	1-3/8"	1-7/8"	69.65
1"	M42X2.0	GW38-16X30	30MM	1-11/16"	2"	74.14

CODE 61 SPLIT FLANGE STRAIGHT

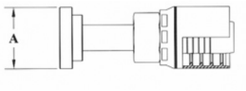

Hose Size	Flange Size	Code 61 Split Flange Straight Part #	A-Dia Inches	Price Per Ea
1/2"	1/2"	GW47-8X8	1.19	31.65
1/2"	3/4"	GW47-8X12	1.50	40.60
3/4"	3/4"	GW47-12X12	1.50	41.84
3/4"	1"	GW47-12X16	1.75	44.44
1"	1"	GW47-16X16	1.75	54.14
1"	1-1/4"	GW47-16X20	2.00	57.63
1-1/4"	1-1/4"	GW47-20X20	2.00	93.24
1-1/4"	1-1/2"	GW47-20X24	2.38	127.60
1-1/2"	1-1/2"	GW47-24X24	2.38	91.30
2"	2"	GW47-32X32	2.81	72.05

CODE 61 SPLIT FLANGE 22-1/2° BEND

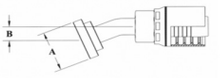

Hose Size	Flange Size	Code 61 Split Flange 22-1/2° Part #	A-Dia Inches	B-Drop Inches	Price Per Ea
3/4"	3/4"	GW48-12X12	1.50	0.44	53.41
3/4"	1"	GW48-12X16	1.75	0.44	54.25
1"	1"	GW48-16X16	1.75	0.45	67.32
1"	1-1/4"	GW48-16X20	2.00	0.45	69.01
1-1/4"	1-1/4"	GW48-20X20	2.00	0.50	83.46

CODE 61 SPLIT FLANGE 30° BEND

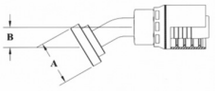

Hose Size	Flange Size	Code 61 Split Flange 30° Part #	A-Dia Inches	B-Drop Inches	Price Per Ea
3/4"	3/4"	GW49-12X12	1.50	0.59	....
1"	1"	GW49-16X16	1.75	0.64	69.75
1-1/4"	1-1/4"	GW49-20X20	2.00	0.72	95.68

CODE 61 SPLIT FLANGE 90° BEND

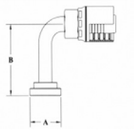

Hose Size	Flange Size	Code 61 Split Flange 90° Part #	A-Dia Inches	B-Drop Inches	Price Per Ea
3/4"	3/4"	GW54-12X12	1.50	3.75	58.64
3/4"	1"	GW54-12X16	1.75	3.12	49.24
1"	1"	GW54-16X16	1.75	4.62	94.48
1-1/4"	1-1/4"	GW54-20X20	2.00	4.00	93.16

CODE 61 SPLIT FLANGE 100° BEND

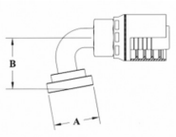

Hose Size	Flange Size	Code 61 Split Flange 100° Part #	A-Dia Inches	B-Drop Inches	Price Per Ea
3/4"	1"	GW55-12X16	1.75	2.33	43.68

CODE 61 SPLIT FLANGE 110° BEND

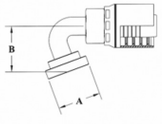

Hose Size	Flange Size	Code 61 Split Flange 110° Part #	A-Dia Inches	B-Drop Inches	Price Per Ea
1"	1"	GW56-16X16	1.75	2.89	72.94
1-1/4"	1-1/4"	GW56-20X20	2.00	3.12	119.73

CODE 61 SPLIT FLANGE 135° BEND

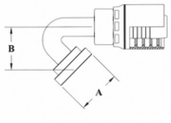

Hose Size	Flange Size	Code 61 Split Flange 135° Part #	A-Dia Inches	B-Drop Inches	Price Per Ea
3/4"	3/4"	GW57-12X12	1.50	3.00	46.99

ASK FOR QUANTITY DISCOUNT *Prices subject to change without notice.*

 © Baum Hydraulics Corporation

GW SERIES 100R12 NO-SKIVE COUPLINGS

Bite to the Wire Hose Ends for 100R12Four Spiral (SP580, RC12 and DHEXR12), CS-Flex 5 Four Spiral (CS-Flex 5) 100R12 Thin Cover (3/4" thru 2"). 2SN (3/4" -2") and 100R4 (1-1/2" &2"). NO SKIVE REQUIRED. The GW Series Four Spiral Coupling is compatible with some fixed and virtually all adjustable spiral crimp machines on the market. Check crimp O.D. carefully.

CODE 61 SPLIT FLANGE 45° BEND

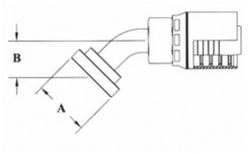

Hose Size	Flange Size	Code 61 Split Flange 45° Part #	A-Dia Inches	B-Drop Inches	Price Per Ea
1/2"	1/2"	GW50-8X8	1.19	0.78	33.02
1/2"	3/4"	GW50-8X12	1.50	0.82	44.99
3/4"	3/4"	GW50-12X12	1.50	1.00	47.65
3/4"	1"	GW50-12X16	1.75	1.00	47.01
1"	1"	GW50-16X16	1.75	1.12	59.94
1"	1-1/4"	GW50-16X20	2.00	1.12	55.62
1-1/4"	1-1/4"	GW50-20X20	2.00	1.15	73.16
1-1/4"	1-1/2"	GW50-20X24	2.38	1.50	140.69
1-1/2"	1-1/2"	GW50-24X24	2.38	1.41	103.56
2"	2"	GW50-32X32	2.81	2.08	88.48

CODE 61 SPLIT FLANGE 60° BEND

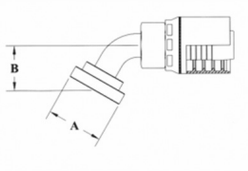

Hose Size	Flange Size	Code 61 Split Flange 60° Part #	A-Dia Inches	B-Drop Inches	Price Per Ea
3/4"	3/4"	GW51-12X12	1.50	1.38	39.77
3/4"	1"	GW51-12X16	1.75	1.38	42.33
1"	1"	GW51-16X16	1.75	1.51	71.07
1"	1-1/4"	GW51-16X20	2.00	1.51	70.71
1-1/4"	1-1/4"	GW51-20X20	2.00	1.69	107.60

CODE 61 SPLIT FLANGE 67-1/2° BEND

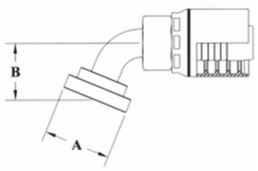

Hose Size	Flange Size	Code 61 Split Flange 67-1/2° Part #	A-Dia Inches	B-Drop Inches	Price Per Ea
3/4"	3/4"	GW52-12X12	1.50	1.59	45.26
3/4"	1"	GW52-12X16	1.75	1.59	42.76
1"	1"	GW52-16X16	1.75	1.76	67.05
1"	1-1/4"	GW52-16X20	2.00	1.76	31.72

CODE 61 SPLIT FLANGE 90° BEND

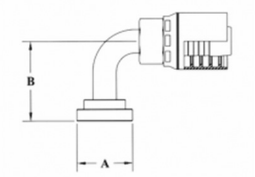

Hose Size	Flange Size	Code 61 Split Flange 90° Part #	A-Dia Inches	B-Drop Inches	Price Per Ea
1/2"	1/2"	GW53-8X8	1.19	1.63	41.50
1/2"	3/4"	GW53-8X12	1.50	1.68	44.99
3/4"	3/4"	GW53-12X12	1.50	2.12	47.98
3/4"	1"	GW53-12X16	1.75	2.12	48.90
1"	1"	GW53-16X16	1.75	2.38	58.55
1"	1-1/4"	GW53-16X20	2.00	2.38	66.93
1-1/4"	1-1/4"	GW53-20X20	2.00	2.62	114.05
1-1/4"	1-1/2"	GW53-20X24	2.38	3.25	133.92
1-1/2"	1-1/2"	GW53-24X24	2.38	3.12	118.29
2"	2"	GW53-32X32	2.81	4.64	89.13

Prices subject to change without notice. **ASK FOR QUANTITY DISCOUNT**

GW SERIES 100R12 NO-SKIVE COUPLINGS

Bite to the Wire Hose Ends for 100R12Four Spiral (SP580, RC12 and DHEXR12), CS-Flex 5 Four Spiral (CS-Flex 5) 100R12 Thin Cover (3/4" thru 2"). 2SN (3/4" -2") and 100R4 (1-1/2" &2"). NO SKIVE REQUIRED. The GW Series Four Spiral Coupling is compatible with some fixed and virtually all adjustable spiral crimp machines on the market. Check crimp O.D. carefully.

CODE 61 SPLIT FLANGE KITS

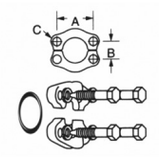

Flange Size	Complete Kit Part #	O-Ring Part #	A Inches	B Inches	C Inches	Price Per Ea
1/4"	SFK-8	8252	1.50	.69	11/32	17.74
3/4"	SFK-12	12252	1.88	.88	13/32	16.46
1"	SFK-16	16252	2.06	1.03	13/32	22.18
1-1/4"	SFK-20	20252	2.31	1.19	15/32	17.91
1-1/2"	SFK-24	24252	2.75	1.41	17/32	23.80
2"	SFK-32	32252	3.06	1.69	17/32	25.66

CODE 62 SPLIT FLANGE STRAIGHT

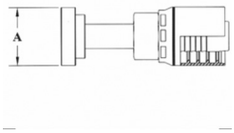

Hose Size	Flange Size	Code 62 Split Flange Straight Part #	A-Dia Inches	Price Per Ea
3/4"	3/4"	GW60-12X12	1.62	56.44
3/4"	1"	GW60-12X16	1.88	50.39
1"	1"	GW60-16X16	1.88	70.21
1"	1-1/4"	GW60-16X20	2.12	76.35
1-1/4"	1-1/4"	GW60-20X20	2.12	99.19

CODE 62 SPLIT FLANGE 45° BEND

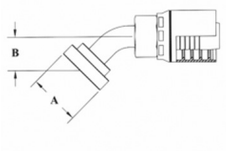

Hose Size	Flange Size	Code 62 Split Flange 45° Part #	A-Dia Inches	B-Drop Inches	Price Per Ea
3/4"	3/4"	GW61-12X12	1.62	1.27	59.46
3/4"	1"	GW61-12X16	1.88	1.29	48.56
1"	1"	GW61-16X16	1.88	1.34	76.32
1-1/4"	1-1/4"	GW61-20X20	2.12	1.68	112.68

CODE 62 SPLIT FLANGE 90° BEND

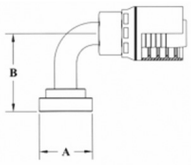

Hose Size	Flange Size	Code 62 Split Flange 90° Part #	A-Dia Inches	B-Drop Inches	Price Per Ea
3/4"	3/4"	GW62-12X12	1.62	2.41	59.04
3/4"	1"	GW62-12X16	1.88	2.70	61.95
1"	1"	GW62-16X16	1.88	2.75	75.98
1"	1-1/4"	GW62-16X20	2.12	2.90	95.98
1-1/4"	1-1/4"	GW62-20X20	2.12	3.24	128.80

CODE 62 SPLIT FLANGE KITS

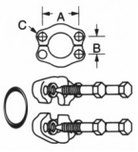

Flange Size	Complete Kit Part #	O-Ring Part #	A Inches	B Inches	C Inches	Price Per Ea
3/4"	SFK62-12	12252	2.00	.94	13/32	21.87
1"	SFK62-16	16252	2.25	1.09	15/32	33.46
1-1/4"	SFK62-20	20252	2.63	1.25	17/32	35.68

ASK FOR QUANTITY DISCOUNT *Prices subject to change without notice.*

 © Baum Hydraulics Corporation

GW SERIES 100R12 NO-SKIVE COUPLINGS

Bite to the Wire Hose Ends for 100R12Four Spiral (SP580, RC12 and DHEXR12), CS-Flex 5 Four Spiral (CS-Flex 5) 100R12 Thin Cover (3/4" thru 2"). 2SN (3/4" -2") and 100R4 (1-1/2" &2"). NO SKIVE REQUIRED. The GW Series Four Spiral Coupling is compatible with some fixed and virtually all adjustable spiral crimp machines on the market. Check crimp O.D. carefully.

EXTRA HEAVY DUTY FLANGE STRAIGHT

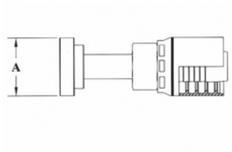

Hose Size	Flange Size	Extra Heavy Duty Flange Straight **Part #**	A-Dia Inches	Price Per Ea
3/4"	3/4"	**GW80-12X12**	**1.62**	**46.98**
1"	1"	**GW80-16X16**	**1.88**	**74.12**
1-1/4"	1-1/4"	**GW80-20X20**	**2.12**	**103.09**

EXTRA HEAVY DUTY FLANGE 45° BEND

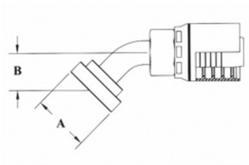

Hose Size	Flange Size	Extra Heavy Duty Flange 45° Part #	A-Dia Inches	B-Drop Inches	Price Per Ea
3/4"	3/4"	**GW81-12X12**	**1.62**	**1.25**	**50.27**
1"	1"	**GW81-16X16**	**1.88**	**1.40**	**82.20**
1-1/4"	1-1/4"	**GW81-20X20**	**2.12**	**1.50**	**57.20**

EXTRA HEAVY DUTY FLANGE 90° BEND

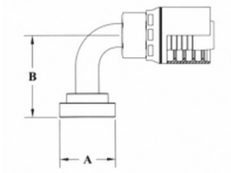

Hose Size	Flange Size	Extra Heavy Duty Flange 90° Part #	A-Dia Inches	B-Drop Inches	Price Per Ea
3/4"	3/4"	**GW82-12X12**	**1.62**	**2.50**	**49.86**
1"	1"	**GW82-16X16**	**1.88**	**3.00**	**79.61**
1-1/4"	1-1/4"	**GW82-20X20**	**2.12**	**3.38**	**114.27**

EXTRA HEAVY DUTY SPLIT FLANGE KITS

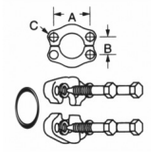

Flange Size	Complete Kit Part #	O-Ring Part #	A Inches	B Inches	C Inches	Price Per Ea
3/4"	SFKHD-12	**D12**	**2.00**	**.94**	**13/32**	**53.10**
1"	SFKHD-16	**D16**	**2.25**	**1.09**	**15/32**	**63.76**
1-1/4"	SFKHD-20	**D20**	**2.63**	**1.25**	**17/32**	**71.01**

Prices subject to change without notice. **ASK FOR QUANTITY DISCOUNT**

ONE PIECE ENDS

FOR FOUR SPIRAL SAE 100R12 NON-SKIVE & SAE 100R13 SKIVE

Pkg. of 1

SOLID MALE PIPE

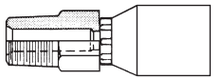

Hose Size	Pipe Thread Size	Cut Off Factor	Fitting Length	Jones Number	Our Sequence Number	Price Per Piece
					MP SOLID	
1/2	1/2	1.37	2.83	**608-1W-108**	340400	....
3/4	3/4	1.47	3.17	**612-1W-112**	340425	....
1	1	1.72	3.67	**616-1W-116**	340430	....
1-1/4	1-1/4	1.91	4.29	**620-1W-120**	340435	....
1-1/2	1-1/2	2.03	4.91	**624-1W-124**	340440	....
2	2	2.23	5.28	**632-1W-132**	340445	....

3/4 MALE PIPE SWIVEL **612-1W-212** 340428 **18.59**

O-RING SOLID MALE

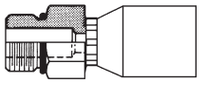

Hose Size	O-Ring Thread Size	Cut Off Factor	Fitting Length	Jones Number	Our Sequence Number	Price Per Piece
					MB SOLID ORB	
3/4	1-1/16	1.25	2.95	**612-1W-712**	340505	**14.38**

JIC 37º SOLID MALE

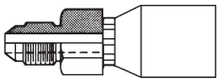

Hose Size	JIC Thread Size	Cut Off Factor	Fitting Length	Jones Number	Our Sequence Number	Price Per Piece
					MJ SOLID 37NF	
- -	- -	...		- - - - -		$....
1/2	7/8	1.31	2.76	**608-1W-510**	340420	....
3/4	1-1/16	1.52	3.22	**612-1W-512**	340450	....
				- - - - -		....
1	1-5/16	1.70	3.65	**616-1W-516**	340455	....
1-1/4	1-5/8	1.90	4.28	**620-1W-520**	340457	....
1-1/2	1-7/8	2.12	4.99	**624-1W-524**	340459	....

JIC 37º SWIVEL FEMALE

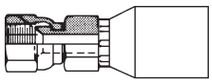

Hose Size	JIC Thread Size	Cut Off Factor	Fitting Length	Jones Number	Our Sequence Number	Price Per Piece
					FJX SWIVEL 37NF	
1/2	3/4	1.40	1.83	**608-1W-608**	340405	$....
1/2	7/8	1.50	2.93	**608-1W-610**	340410	....
3/4	1-1/16	1.58	3.27	**612-1W-612**	340475	....
3/4	1-5/16	1.77	3.47	**612-1W-616**	340480	....
1	1-5/16	1.82	3.77	**616-1W-616**	340485	....
1-1/4	1-5/8	2.24	4.64	**620-1W-620**	340490	....
1-1/2	1-7/8	2.40	5.28	**624-1W-624**	340495	....
2	2-1/2	2.89	5.94	**632-1W-632**	340500	**142.94**

O-RING FLANGE 90º BENT TUBE

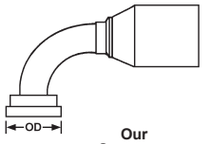

Hose Size	Flange Size	Flange Head O.D.	Cut Off Factor	Fitting Length	Jones Number	Our Sequence Number	Price Per Piece
						FL OR 90	
3/4	3/4	1.50	2.12	3.82	**612-1WB-G72**	340690	....
3/4	1	1.75	2.57	4.27	**612-1WB-G76**	340695	....
1	1	1.75	2.50	4.45	**616-1W-G76**	340700	....
1	1-1/4	2.00	2.50	4.45	**616-1W-G80**	340705	....
1-1/4	1-1/4	2.00	3.53	5.91	**620-1W-G80**	340710	....
1-1/4	1-1/2	2.37	3.53	5.91	**620-1W-G84**	340715	....
1-1/2	1-1/2	2.37	3.98	6.85	**624-1W-G84**	340720	....
2	2	2.81	4.98	8.03	**632-1W-G92**	340730	....

JIC 37º SWIVEL FEMALE 90º BENT TUBE - MEDIUM

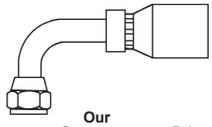

Hose Size	JIC Thread Size	Cut Off Factor	Fitting Length	Jones Number	Our Sequence Number	Price Per Piece
					M SWIVEL 90M	
3/4	1-1/16	2.12	3.82	**612-1WM-672**	340530	....
1	1-5/16	2.50	4.45	**616-1WM-676**	340535	....
1-1/4	1-5/8	3.53	5.91	**620-1WM-678**	340540	....

JIC 37º SWIVEL FEMALE 90º BENT TUBE - LONG

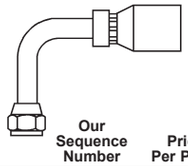

Hose Size	JIC Thread Size	Cut Off Factor	Fitting Length	Jones Number	Our Sequence Number	Price Per Piece
					L SWIVEL 90L	
3/4	1-1/16	2.12	3.82	**612-1WL-672**	340545	**60.29**
- -	- -	- -	- -	- - - - -		....
				- - - - -		....

O-RING FLANGE STRAIGHT

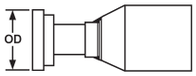

Hose & Flange Size	Flange Head O.D.	Cut Off Factor	Jones Number	Our Sequence Number	Price Per Piece
				FL OR STR	
3/4	1.50	1.98	**612-1WB-G12**	340555	....
1	1.75	2.72	**616-1W-G16**	340560	....
1-1/4	2.00	2.88	**620-1W-G20**	340565	....
1-1/2	2.37	2.93	**624-1W-G24**	340570	**77.10**
2	2.81	3.85	**632-1W-G32**	340575	**134.47**

O-RING FLANGE 30º BENT TUBE

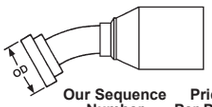

Hose & Flange Size	Flange Head O.D.	Cut Off Factor	Jones Number	Our Sequence Number	Price Per Piece
				FL OR 30	
3/4	1.50	2.75	**612-1WB-H22**	340595	**34.43**
1	1.75	3.05	**616-1W-H23**	340600	....
1-1/4	2.00	4.02	**620-1W-H24**	340605	....
1-1/2	2.37		- - - - -		....
2	2.81		- - - - -		....

O-RING FLANGE 45º BENT TUBE

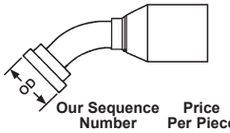

Hose & Flange Size	Flange Head O.D.	Cut Off Factor	Jones Number	Our Sequence Number	Price Per Piece
				FL OR 45	
3/4	1.50	2.39	**612-1WB-G42**	340625	....
1	1.75	2.79	**616-1W-G46**	340630	....
1-1/4	2.00	3.92	**620-1W-G50**	340635	....
1-1/2	2.37	4.37	**624-1W-G54**	340640	**116.77**
2	2.81		- - - - -		....

O-RING FLANGE 60º BENT TUBE

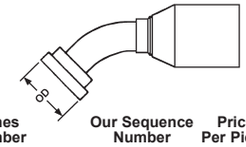

Hose & Flange Size	Cut Off Factor	Fitting Lenght	Jones Number	Our Sequence Number	Price Per Piece
				FL OR 60	
3/4	3.12	4.82	**612-1WB-H52**	340660	**34.65**
1	2.81	4.76	**616-1W-H53**	340665	....
1-1/4	3.83	6.20	**620-1W-H54**	340670	**100.65**

ASK FOR QUANTITY DISCOUNT *Prices subject to change without notice.*

BAUM HYDRAULICS CORPORATION

1-800-228-9222 / e-mail: sales@baumhydraulics.com

Fax: 1-800-832-2522 / www.baumhydraulics.com / © Baum Hydraulics Corporation

STEMS AND FERRULE

FOR SUCTION OR RETURN SAE 100R4 HOSE

SOLID MALE PIPE

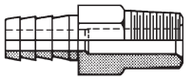

Hose Size	Thread Size	Jones Number	Our Sequence Number	Price Per Piece	Gates Reference Number
			SUCTION MP		
3/4	3/4	**112-112**	338528	**....**	12C4-12MP
3/4	1	**112-116**	338530	**....**	12C4-16MP
1	1	**116-116**	338532	**8.26**	16C4-16MP
1-1/4	1-1/4	**120-120**	338534	**15.65**	20C4-20MP
1-1/2	1-1/2	**124-124**	338536	**22.78**	24C4-24MP
2	2	**132-132**	338538	**42.40**	32C4-32MP

JIC 37º SOLID MALE

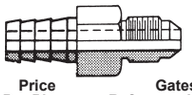

Hose Size	Thread Size	Jones Number	Our Sequence Number	Price Per Piece	Gates Reference Number
			SUCTION 37M		
3/4	1-1/16	**112-512**	338548	**4.82**	12C4-12MJ
3/4	1-3/16	**112-514**	338550	**7.19**	12C4-14MJ
3/4	1-5/16	**112-516**	338552	**7.14**	12C4-16MJ
1	1-5/16	**116-516**	338554	**5.44**	16C4-16MJ

O-RING FLANGE STRAIGHT

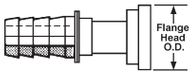

Hose Size	Flange Size	Flange Head O.D.	Jones Number	Our Sequence Number	Price Per Piece	Gates Reference Number
				SUCTION ORFLST		
3/4	3/4	1.50	**112-G12**	338598	**13.58**	12C4-12FL
1	1	1.75	**116-G16**	338600	**18.30**	16C4-16FL
1-1/4	1-1/4	2.00	**120-G20**	338602	**....**	20C4-20FL
1-1/2	1-1/2	2.37	**124-G24**	338604	**....**	24C4-24FL
2	2	2.81	**132-G32**	338606	**74.74**	32C4-32FL

STEEL FERRULE

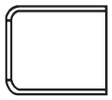

Hose Size	Jones Number	Our Sequence Number	Price Per Piece	Gates Reference Number
		SUCTION FERRULE		
3/4	**612-400**	338510	**2.53**	12PC1F-C4
1	**616-400**	338512	**3.02**	16PC1F-C4
1-1/4	**620-400**	338514	**4.26**	20PC1F-C4
1-1/2	**624-400**	338516	**6.76**	24PC1F-C4
2	**632-400**	338518	**6.90**	32PC1F-C4

STEMS FOR 1 & 2 BRAID HOSE SAE 100R1AT, 100R2AT, HYDRA-LITE I & II ERMETO STEM

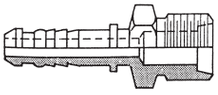

Hose Size	Thread Size	Jones Number	Our Sequence Number	Price Per Piece	Gates Reference Number
			MFA FLARELESS		
1/4	7/16	**204-E04**	338934	**6.51**	4-4MFA
1/4	1/2	**204-E05**	3389341	**4.39**	4-5MFA
1/4	9/16	**204-E06**	3389342	**4.94**	- - - - -
3/8	7/16	**206-E04**	3389343	**2.46**	- - - - -
3/8	1/2	**206-E05**	3389344	**3.89**	- - - - -
3/8	9/16	**206-E06**	3389345	**3.55**	- - - - -
3/8	3/4	**206-E08**	3389346	**4.82**	- - - - -
1/2	3/4	**208-E08**	3389347	**5.12**	8-8MFA
3/4	1-1/6	**212-E12**	338935	**7.30**	12-12MFA
1	1-5/16	**216-E16**	3389351	**7.78**	16-16MFA

HOSE CLAMP FOR SUCTION HOSE - Pkg. of 1

Suction Hose Size	Part Number	Our Sequence Number	Price Per Piece
3/4	**HC-075**	501385	**$17.56**
1	**HC-100**	501387	**16.19**
1-1/4	**HC-125**	501389	**16.19**
1-1/2	**HC-150**	501391	**16.19**
2	**HC-200**	501393	**16.19**
2-1/2	**HC-250**	501395	**16.19**
3	**HC-300**	501397	**16.19**
4	**HC-400**	501399	**24.18**

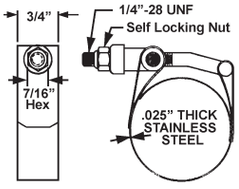

O-RING SOLID MALE

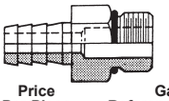

Hose Size	Thread Size	Jones Number	Our Sequence Number	Price Per Piece	Gates Reference Number
			SUCTION ORBM		
- -	- -	- - - - -		$....	- - - - -
3/4	1-1/16	**112-712**	338584	**....**	12C4-12MB
1	1-5/16	**116-716**	338586	**9.26**	16C4-16MB
1-1/4	1-5/8	**120-720**	338588	**30.68**	- - - - -

JIC 37º SWIVEL FEMALE

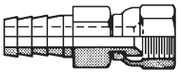

Hose Size	Thread Size	Jones Number	Our Sequence Number	Price Per Piece	Gates Reference Number
			SUCTION 37F		
3/4	1-1/16	**112-612**	338564	**6.29**	12C4-12FJX
3/4	1-3/16	- - - - -	....	- - - - -	
3/4	1-5/16	**112-616**	338566	**6.07**	12C4-16FJX
1	1-5/16	**116-616**	338568	**9.66**	16C4-16FJX
1-1/4	1-5/8	**120-620**	338570	**26.36**	20C4-20FJX
1-1/2	1-7/8	**124-624**	338572	**25.94**	24C4-24FJX
2	2-1/2	**132-632**	338574	**59.91**	32C4-32FJX

REUSABLE FEMALE JIC 37 DEGREE SWIVEL HOSE ENDS

Pkg. of 5

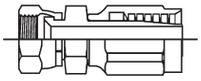

For Hose Type	Thread Size Inches	Parker Hose End Number	Our Sequence Number	Price Per Piece	Nipple Number	Socket Number
For 1/4" ID 4 Size Rubber Cover Hose						
2	7/16	**424R-2**	890870	**$21.43**	0630-4-4	20030-4
For 3/8" ID 6 Size Rubber Cover Hose						
1	9/16	**627R-1**	890882	**18.26**	0630-6-6	20042-6
2	9/16	**627R-2**	890872	**18.59**	0630-6-6	20030-6
1	3/4	**630R-1**	- - - - -	**....**	0630-8-6	20042-6
2	3/4	**630R-2**	890874	**24.36**	0630-8-6	20030-6
For 1/2" ID 8 Size Rubber Cover Hose						
1	3/4	**824R-1**	890186	**18.45**	0630-8-8	20042-8
2	3/4	**824R-2**	890876	**21.76**	0630-8-8	20030-8
1	7/8	**827R-1**	- - - - -	**....**	0630-10-8	20042-8
2	7/8	**827R-2**	890864	**23.59**	0630-10-8	20030-8
For 3/4" ID 12 Size Rubber Cover Hose						
2	1-1/16	**1221R-2**	890866	**17.75**	0630-12-12	20030-12

REUSABLE MALE PIPE SWIVEL HOSE ENDS

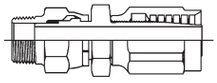

For 3/8" ID 6 Size Rubber Cover Hose						
2	3/8	**618R-2**	890862	**$37.81**	1330-6-6	20030-6

REUSABLE MALE JIC SOLID HOSE ENDS

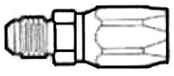

For 3/4" ID 12 Size Rubber Cover Hose						
2	1-1/16	**1215R-2**	- - - - -	**....**	- - -	- - -

REUSABLE MALE PIPE SOLID HOSE END For RUBBER COVER HOSE

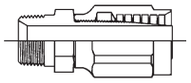

For 1/4" ID 4 Size Rubber Cover Hose						
1	1/4	**403R-1**	890854	**$16.88**	0130-4-4	20042-4
2	1/4	**403R-2**	890850	**21.25**	0130-4-4	20030-4
For 3/8" ID 6 Size Rubber Cover Hose						
1	3/8	**603R-1**	890856	**20.51**	0130-6-6	20042-6
2	3/8	**603R-2**	890852	**22.72**	0130-6-6	20030-6
For 1/2" ID 8 Size Rubber Cover Hose						
1	1/2	**803R-1**	890858	**19.43**	0130-8-8	20042-8
2	1/2	**803R-2**	889506	**24.35**	0130-8-8	20030-8
For 3/4" ID 12 Size Rubber Cover Hose						
2	3/4	**1203R-2**	889511	**49.67**	0130-12-12	20030-12

NOTE: 1 IS FOR 1 BRAID WIRE 2 IS FOR 2 BRAID WIRE

Prices subject to change without notice. **ASK FOR QUANTITY DISCOUNT**

FLOW METERS AND TEST KITS

FLOW METERS & TEST KITS

FLOW METER - Direct reading flow meters tell you quickly and accurately what flow in GPM you have. Now you will know what your pump or tractor hydraulic system is giving you-now you will know what flow of oil you are delivering to a motor or a cylinder. Aluminum. 3000 PSI.

Use in any position-mobile or stationary-as a permanent installation or as a serviceman's tool.

A moving indicator on the meter gives a direct reading.

Part Number	Port Size	Outside Diameter	Length	Flow Range	Our Sequence Number	Price Per Piece
Oil Flow Meter						
201-020	1/4	1-3/8	4-3/4	.2-2 GPM	178520	**281.29**
601-005	1/2	1-13/16	6-9/16	.5-5 GPM	178523	**369.40**
601-010	1/2	1-13/16	6-9/16	1-10 GPM	178524	**381.26**
601-015	1/2	1-13/16	6-9/16	1.5-15 GPM	178526	**406.68**
701-005	3/4	2-1/4	7-5/32	1-5 GPM	178529	**513.43**
701-010	3/4	2-1/4	7-5/32	1-10 GPM	178530	**576.13**
701-020	3/4	2-1/4	7-5/32	1-20 GPM	178532	**513.43**
701-030	3/4	2-1/4	7-5/32	2-30 GPM	178533	**648.99**
801-050	1-1/4	4	12-3/16	5-50 GPM	178534	**1362.37**
801-075	1-1/4	4	12-3/16	7-75 GPM	178535	**1321.70**
801-100	1-1/4	4	12-3/16	10-100 GPM	178536	**1321.70**
801-150	1-1/4	4	12-3/16	10-150 GPM	178537	**1362.37**
Manatrol Load Valves						
MV-800-S	1/2	- - -	- - -	1000 PSI	800096	**....**
MV-1200-S	3/4	- - -	- - -	1000 PSI	800098	**389.09**



HYDRAULIC TEST KIT

Easy to use. Consists of Flow meter-3000 PSI glycerin filled gauge & a load valve. 693-015 Test Kit contains a 601-015 Flow Meter, MV-800-S Load Valve and a 213.40-3000 gauge. 793-030 Test Kit contains a 701-030 Flow Meter, MV-1200-S Load Valve and a 213.40-3000 gauge. Order one each 022T-12-12 tee, 0101-12-12 and 0102-12-4 fittings with a 213.40-3000 gauge and a MV-1200 3/4 Manatrol needle valve and a flow meter to make a test kit. This gives you a self-contained direct reading test instrument to check system flow and operating pressure individually or both at the same time. You can detect worn components, pumps, valves, motors; verify flow and pressure; check control settings and monitor overall system performance. A carrying case is available to protect the Test Kit.

Part Number	Port Size	GPM	Our Sequence Number	Price Per Piece
693-015	1/2	1.5 to 15	178549	**$1152.25**
793-030	3/4	2 to 30	178551	**1504.71**
Test Kit—1-1/4	1-1/4	10 to 150	178554	**3261.90**

SIGHT GLASSES - CLEAR OR PRISM TYPE

Prism Part Number	Clear Part Number	Lens Diam.	Pressure PSI	Sequence Number	Sequence Number	Price Per Piece
- - - - -	**CSG-1/4**	.343	4000		145002	**$....**
PSG-3/8	**CSG-3/8**	.437	3700	145027	145004	**....**
PSG-1/2	**CSG-1/2**	.562	3500	145029	145006	**....**
PSG-3/4	**CSG-3/4**	.750	3000	145031	145008	**....**
PSG-1	**CSG-1**	.937	2500	145033	145010	**....**
PSG-1-1/4	**CSG-1-1/4**	1.187	2000	145035	145012	**....**
PSG-1-1/2	**CSG-1-1/2**	1.437	1500	145037	145014	**....**
PSG-2	**CSG-2**	1.875	1000	145039	145016	**....**

MICO QUADRIGAGES

For Accurately Measuring Hydraulic or Low Pressure Air Systems Four Pressure Ranges in

Part Number	Diam. Inches	Max. PSI	NPT Inches	Our Sequence Number	Price Per Piece
12-740-006	6-7/16	5000	1/8	590650	**$....**

GAUGE SNUBBER

PROTECTS GAUGES AND OTHER DELICATE INSTRUMENTS FROM SHOCK PRESSURE SURGES AND PULSATIONS

Maximum Operating Pressure for Series GF valves is 3000 PSI. Manatrol Pressure Snubbers give maximum protection to your gauges. They provide rapid, smooth response by eliminating pressure surges and pulsations. This is acheived by passing the flow through the space between the steel body and the root of the core male truncated threads, subjecting the flow to high resistance, smoothing out all surges and pulsations.

Size	Gauge Snubber	Our Sequence Number	Price Per Piece
1/4	**GF400S**	800110	**$67.68**

RESERVOIR BREATHER ADAPTER

The 240040039 breather adapter enables a standard 10 micron spin-on filter element to be used as a reservoir breather.

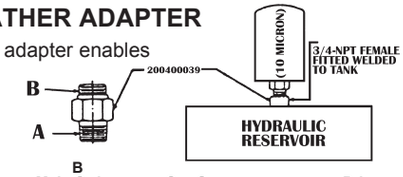

Part Number	A Male Pipe Thread Size	B Male O-ring Thread Size	Our Sequence Number	Price Per Piece
200400039	3/4"	1-12	**178370**	**$26.93**
TFA005715	**Filler Breather Assembly**		**725004**	**26.27**

BREATHER FILTERS

To filter air intake to tank

Model Number	Type Base	Filter Micron	Size NPT	Our Sequence Number	Price Per Piece
BF-2042	Nylon	40	1/2"	224900	**$24.76**
BF-2043	Nylon	40	3/4"	224902	**24.76**
BF-2012	Nylon	10	1/2"	224904	**24.76**
BF-2013	Nylon	10	3/4"	224906	**24.76**
BF-2143	Steel	40	3/4"	224908	**42.44**
BF-2113	Steel	10	3/4"	224910	**42.44**
MB-05-10	Plastic	10	1/2"	501344	**18.61**
MB-07-10	Plastic	10	3/4"	501346	**24.32**

BREATHER FILTERS

Throw Away Type

Used for venting the cylinder port when converting a standard cylinder f rom double to single acting.



Bronze

Part Number	Pipe Thread Size, Inch	O-Ring Thread Size, Inch	Our Sequence Number	Price Per Piece
PM-BHF-9	3/8 Bronze	- -	731458	**21.33**
PM-BHF-3	1/2	- -	731328	**29.33**
PM-BHF-4	3/8	- -	731392	**29.33**
PM-BHF-5	- -	7/8	731456	**21.33**
PM-BHF-6	- -	3/4	731520	**26.66**

TANK BREATHERS

Filter with 1-1/4" male pipe thread



Part Number	Our Sequence Number	Price Per Piece
TB-125 Air Breather	531712	**....**

RESTRICTOR SWIVELS-RESTRICTS BOTH WAYS



Part Number	Pipe Thread	Restricted Capacity GPM at 1000 PSI	Size Orifice in Restrictor Inch	Our Sequence Number	Price Per Piece
RST1404-04-04	1/4	.5838	1/32	786960	**6.89**
RST1404-06-06	3/8	.5838	1/32	786961	**8.61**

ASK FOR QUANTITY DISCOUNT *Prices subject to change without notice.*

 © Baum Hydraulics Corporation

PIONEER "QUICK" HYDRAULIC COUPLERS

POSITIVE SEAL - POSITIVE FLOW- GUARANTEED NOT TO LEAK

Couplers & Bodies: Package of 5 Tips: Package of 10

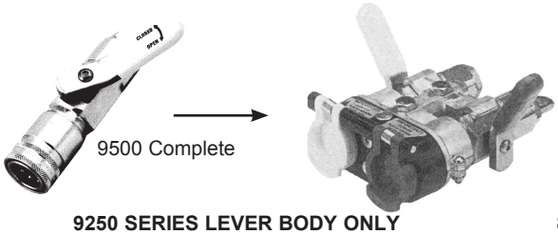

No. 4000 COUPLER COMPLETE

For use where Recoupling under pressure is NOT REQUIRED. Used as a "Quick" self-sealing coupler on all hydraulic hose and as a "Break-Away" coupler when used with Break-Away Clamps.

No. 4200 Similar to 4000 Except Only One Hand Plug-in Coupling. (Double Acting Sleeve)

9250 SERIES LEVER BODY ONLY

Also order 8010-4MB Tip.
With lever in closed position, this coupler allows easy, sprayless, no backflow connect or disconnect.

8200-4MB COUPLER COMPLETE

May be Uncoupled or Recoupled by hand without tools under ALL conditions, even when both ends are under pressure. Ideal for use in hydraulic systems with closed-center control or with lock valves.
MAX. PRESSURE 3,000 Lbs. for All Agricultural Couplers.

Body Size Inches	Thread Type	COMPLETE COUPLER Complete Coupler Number	Our Sequence Number	Complete Coupler Each	BODY HALF Coupler Body Half Number	Our Sequence Number	Body Half Each	MALE TIP Male Tip Number	Our Sequence Number	Male Tip Each	Metal Dust Plug Number	Metal Dust Cap Number	Rubber Dust Plug Number	Rubber Dust Cap Number	O-Ring Number Pkg. of 10 Only
Best Seller Economy - NOT For RECOUPLING UNDER PRESSURE - 1 Way Sleeve															
1/4	1/4 Pipe	***4000-2P**	702029	**40.00**	**4050-2P**	702841	**$27.33**	**4010-2P**	702086	**$11.62**	- - -	- - -	5205-2M	5209-2M	113
3/8	3/8 Pipe	***4000-3P**	7020305	**62.36**	**4050-3P**	702849	**39.43**	**4010-3P**	702091	**15.84**	None	None	5205-3M	5209-3M	116
1/2	1/2 Pipe	**4000-4MB**	702032	**58.15**	**4050-4**	702912	**35.00**	**8010-4MB**	702275	**16.29**	5005-4	5009-4	5205-4M	5209-4M	211
1/2	1/2 Pipe	**4000-4PMB**	7020318	**54.86**	**4050-4PMB**	702910	**40.47**	**8010-4PMB**	702273	**17.62**	5005-4	5009-4	5205-4M	5209-4M	211
1/2	3/4 Pipe	**4000-5P Lo-Flo**	7020345	**55.57**	**4050-5**	702976	**52.69**	**8010-5**	702300	**24.60**	5005-4	5009-4	5205-4M	5209-4M	211
NEW Easy Coupler - One Hand Plug-in - NOT For RECOUPLING UNDER PRESSURE - 2 Way Sleeve															
3/8	3/8 Pipe	***4200-3P**	702031	**48.09**	**4250-3P**	703329	**23.83**	**4010-3P**	702091	**15.84**	None	None	5205-3M	5209-3M	211
1/2	1/2 Pipe	**4200-4MB**	702036	**53.09**	**4250-4MB**	703330	**41.29**	**8010-4MB**	702275	**16.29**	5005-4	5009-4	5205-4M	5209-4M	211
1/2	1/2 Pipe	**4200-4PMB**	702035	**66.12**	**4250-4PMB**	7033298	**30.47**	**8010-4PMB**	702273	**17.62**	5005-4	5009-4	5205-4M	5209-4M	211
1/2	3/4-16 O-ring	**4200-15**	702037	**39.91**	**4250-15**	703331	**41.36**	**8010-15**	702315	**21.48**	5005-4	5009-4	5205-4M	5209-4M	211
1/2	3/4-16 O-ring	**4200-15P**	7020368	**38.41**	**4250-15P**	7033308	**52.10**	**8010-15P**	702313	**22.44**	5005-4	5009-4	5205-4M	5209-4M	211
1/2	1/2-14 BSPP	**- - - - -**		**....**	**4050-29PBSPP**	703297	....	**8010-29PBSPP**	702326	**11.31**	5005-4	5009-4	5205-4M	5209-4M	211
Best Seller Economy - NOT For RECOUPLING UNDER PRESSURE - 1 Way Sleeve															
3/4	3/4 Pipe	***4100-5 Hi-Flo**	702038	**151.42**	**4150-5**	703320	**90.80**	**4110-5**	702130	**42.86**	None	None	5205-5M	5209-5M	215
1	1 Pipe	***4000-6P**	702040	**186.76**	**4050-6P**	703168	**125.89**	**4010-6P**	702120	**59.39**	None	None	5205-6M	5209-6M	218
1/2	3/4-16 O-ring	**4000-15**	702044	**63.72**	**4050-15**	703232	**43.80**	**8010-15**	702315	**21.48**	5005-4	5009-4	5205-4M	5209-4M	211
1/2	3/4-16 O-ring	**4000-15P**	702042	**69.55**	**4050-15P**	703230	**46.75**	**8010-15P**	702313	**22.44**	5005-4	5009-4	5205-4M	5209-4M	211
1/2	7/8-14 O-ring	**4000-16**	702046	**43.44**	**4050-16**	703296	**50.02**	**8010-16**	702325	**24.98**	5005-4	5009-4	5205-4M	5209-4M	211
1/2	7/8-14 O-ring	**4000-16P**	702045	**43.91**	**4050-16P**	703294	**52.45**	**8010-16P**	702323	**25.52**	5005-4	5009-4	5205-4M	5209-4M	211
New Easy Coupler - One Hand Plug-in - For RECOUPLING w/PRESSURE - BOTH Halves - 2 Way Sleeve															
1/2	1/2 Pipe	**8200-4P**	702058	**93.92**	**8250-4**	703616	**77.53**	**8010-4MB**	702275	**16.29**	5005-4	5009-4	5205-4M	5209-4M	211
New Lever Body Coupler - One Hand Plug-in - 2 Way Sleeve															
1/2	1/2 Pipe	**9500-4**	702057	**468.71**	**9250-4R**	703618	**174.91**	**8010-4MB**	702275	**16.29**	5005-4	5009-4	9507-4-1	5209-4M	211
1/2	1/2 Pipe	**- - - - -**		**....**	**9250-4L**	703619	**182.52**	**8010-4MB**	702275	**16.29**	5005-4	5009-4	9507-4-1	5209-4M	211
Coupler - Used on Small Garden Tractors															
1/4	9/16-18 O-ring	**- - - - -**		**....**	**4050-T6**	704784	**38.99**	**4010-T6**	704798	**19.27**	None	None	5205-2M	5209-2M	- - -
1/4	9/16-18 O-ring	**- - - - -**		**....**	**4050P-T6**	704786	**31.42**	**4010-T6**	704798	**19.27**	None	None	5205-2M	5209-2M	- - -

*** PIONEER BREAK-AWAY CLAMPS on page N32 may be used with all Pioneer couplers except those marked with an * asterisk.**
P - Poppet Style MB - Merchandise Boxes

Prices subject to change without notice. **ASK FOR QUANTITY DISCOUNT**

1-800-228-9222 / e-mail: sales@baumhydraulics.com
Fax: 1-800-832-2522 / www.baumhydraulics.com / © Baum Hydraulics Corporation

BAUM HYDRAULICS CORPORATION

PIONEER ORIGINAL EQUIPMENT PRODUCTS

NEW DECOMPRESSION NIPPLE

8010-4P-DC Male Tip. Allows connection under residual pressure up to 3000 psi. Developed to overcome the difficulty of connecting implements or attachments with residual pressure build-up. May be used with 4000, 4200, 5000, 6600, 8200, 8450 and 9200 series couplers to connect pressurized hydraulic hoses.

8010-4P-DC Male Tip	Sequence Number:	702276	**1/2" Pipe:**	**$38.28**
8010-15P-DC Male Tip	Sequence Number:	702277	**3/4" O-Ring:**	**$45.94**

INTERCHANGEABLE PRODUCTS FOR:

FORD

8010-4PMB
Male Tip

Connects with Ford and Pioneer ISO female bodies. Has positive sealing poppet valve.

Sequence Number: 702273
Price Per Piece: **17.62**

ALLIS-CHALMERS

SM-502-8FP
Male Tip

Connects with Allis-Chalmers 255018 and similar female bodies. Has positive sealing poppet valve. Case hardened for wear resistance, zinc plated for corrosion protection.

Sequence Number: 704803
Price Per Piece: **28.43**

J I CASE



5080-4MB
Male Tip.

Connects with J I Case A28542 and similar female bodies. Has positive sealing poppet valve and shielded valve retainer to prevent flow checking. Case hardened and zinc plated for long service.

Sequence Number: 702672
Price Per Piece: **35.22**

JOHN DEERE



4056-4MB
Female Body

JOHN DEERE

4056-15MB
Female Body

Connects with John Deere AR30210 and Pioneer 5060-4 male tips. Interchange for John Deere AR47331 female body. Has a single-acting sleeve and will connect only after trapped pressure has been released.

4056-4MB Female Body	Sequence Number:	703298	**1/2" Pipe:**	**36.19**
4056-15MB Female Body	Sequence Number:	703300	**3/4" O-Ring:**	**68.51**

JOHN DEERE

5060-4MB
Male Tip.

Fits John Deere AR47331 sleeve-type female bodies. Has durable chrome alloy precision ball valve. Induction hardened at the locking groove to minimize brinelling, and zinc plated for corrosion protection.

5060-4MB, Male Tip
Sequence Number: 702656
1/2" Pipe: 24.65

5060-15MB, Male Tip
Sequence Number: 702660
3/4" O-Ring: 24.01

INTERNATIONAL HARVESTER (currently J I Case)

4057-4MB
Female Body.

Connects with I-H 544787R91 and Pioneer 5070-4 male tips. Interchange for I-H 544788R1 female body. Has single-acting sleeve; trapped pressure must be released to make connection. Precision ball-check valving. Zinc plated.

Sequence Number: 703309
1/2" Pipe: 80.13

INTERNATIONAL HARVESTER (currently J I Case)



5077-4MB
Male Tip.

Fits I-H 395150-R1 (gold style) female bodies. Positive sealing poppet valve. Heat treated and zinc plated for resistance to wear and corrosion.

5077-4MB Male Tip
Sequence Number: 702669
1/2" Pipe: 28.91

5077-16MB Male Tip
Sequence Number: 702670
7/8" O-Ring: 37.60

INTERNATIONAL HARVESTER (currently J I Case)

5070-4MB
Male Tip.

Fits I-H 544788R1 and Pioneer 4057-4 female bodies. Precision ball-check valving. Heat treated and zinc plated for resistance to wear and corrosion.

5070-4MB Male Tip
Sequence Number: 702664
1/2" Pipe: 30.21

5070-16MB Male Tip
Sequence Number: 702668
7/8" O-Ring: 25.04

ASK FOR QUANTITY DISCOUNT ***Prices subject to change without notice.***

 © Baum Hydraulics Corporation

PIONEER QUICK-ADAPT ADAPTER SELECTION CHART

Standard Package 5 * Package of 1

In order to select your Pioneer adapter:
1. Follow down the vertical column on the left until you find the male tip on your implement line.
2. Proceed horizontally along this row of adapters until it intersects with the column under the female body on the back of your tractor.

For example: The proper adapter to hook up an implement with an old style JI Case male tip to a Pioneer style female body would be Pioneer Adapter 4085-4.

MALE TIPS / FEMALE BODIES	JOHN DEERE	PIONEER I.S.O. TIP	INTERNATIONAL HARVESTER	J I CASE (old)	FE/FEM SERIES Bobcat, JD, Gehl, NH
JOHN DEERE (old) Our Seq. No. / Price Per Piece	NO ADAPTER REQUIRED	**4060-4MB** 702720 **54.77**	**4076-4MB** 702736 **37.69**	NOT AVAILABLE	NOT AVAILABLE
JOHN DEERE (new) Our Seq. No. / Price Per Piece	**4065-4L** 702726 **77.23**	NO ADAPTER REQUIRED	**4075-4L** 702734 **55.64**	NOT AVAILABLE	NOT AVAILABLE
INTERNATIONAL HARVESTOR (old)  Our Seq. No. / Price Per Piece	**4067-4MB** 702728 **36.43**	**4070-4MB** 702784 **63.92**	NO ADAPTER REQUIRED	NOT AVAILABLE	NOT AVAILABLE
J I CASE (old) Our Seq. No. / Price Per Piece	NOT AVAILABLE	**4080-4MB** 702786 **42.31**	NOT AVAILABLE	NO ADAPTER REQUIRED	NOT AVAILABLE
J I CASE (new)  Our Seq. No. / Price Per Piece	**4065-4L** 702726 **77.23**	NO ADAPTER REQUIRED	**4075-4L** 702734 **55.64**	NOT AVAILABLE	NOT AVAILABLE
PIONEER Our Seq. No. / Price Per Piece	**4065-4MB** 702724 **68.92**	NO ADAPTER REQUIRED	**4075-4MB** 702732 **39.82**	**4085-4MB** 702788 **77.18**	**EAS-500*** 702793 **176.01**
FE / FEM SERIES **Bobcat, JD, Gehl, NE** Our Seq. No. / Price Per Piece	NOT AVAILABLE	**SAE-500*** 702792 **220.43**	NOT AVAILABLE	NOT AVAILABLE	NOT AVAILABLE
DEERE/KUBOTA Conv 60 Series - H3-62-T8 Our Seq. No. / Price Per Piece	NOT AVAILABLE	**4069-4*** 702791 **74.47**	NOT AVAILABLE	NOT AVAILABLE	NOT AVAILABLE

Prices subject to change without notice. **ASK FOR QUANTITY DISCOUNT**

1-800-228-9222 / e-mail: sales@baumhydraulics.com
Fax: 1-800-832-2522 / www.baumhydraulics.com / © Baum Hydraulics Corporation

BAUM HYDRAULICS CORPORATION

DUST CAPS & PLUGS

DUST CAPS - For Male Coupler Tips

Pioneer Caps 10 Per Pkg. Metro 6 Per Pkg. * 5 Per Pkg.

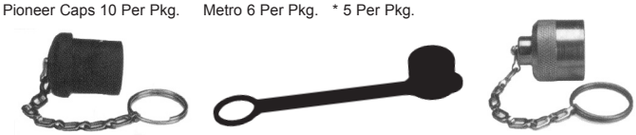

Part Number	Fits Following	Our Sequence Number	Price Per Piece
Pioneer - Metal			
5009-4	For all 1/2 Male Ends Except 4010-3, 4010-5, and 4010-6	704000	**20.84**
3009-2	For 3010-2 Caps	703676	**9.97**
3009-3	For 3010-3 Caps	703678	**12.69**
Pioneer - Rubber			
5209-2M	For 4010-2 Male Ends	704063	**3.48**
5209-3M	For 4010-3 Male Ends	704065	**3.71**
5209-4M-RE	For 8010-4 Male Ends	704132	**5.19**
5209-4M-GR	For 8010-4 Male Ends	704133	**5.24**
5209-4M-YE	For 8010-4 Male Ends	704134	**3.65**
5209-4M-BU	For 8010-4 Male Ends	704136	**4.66**
5209-5M	For 4110-5 Male Ends	704193	**8.34**
5209-6M	For 4010-6P Male Ends	704256	**10.45**
6657-16M*	For 6600 Series	704828	**13.09**
9507-4-1	1/2" For 9250-4	704265	**12.08**

Nylon Automatic Dust Cap

9507-4-1H	1/2" For 9500 Series	704266	**38.74**

Metro - Rubber

M132	For 1/2" and 3/4" Couplers	- - - - -	**....**

O-RING SEALS

Part Number	Fits Following
For Pioneer Couplers	
116	For 3/8" Couplers
211	All Pioneer Couplers Except 3/8", 3/4" HI-FLO and 1" and for all Metro
QRB-114	For 1/2 3000 Series Couplers
QRC-210	For 3/8 3000 Series Couplers
215	For 3/4" Couplers
218	For 4050-6P Pioneer Couplers
222	For 4050-6 Pioneer Couplers
40-140-6	For 4050-6 Female Body Back-up Ring

DUST PLUGS - For Female Coupler Bodies

Pioneer Caps 10 Per Pkg. Metro 6 Per Pkg. * 5 Per Pkg.



Part Number	Fits Following	Our Sequence Number	Price Per Piece
Pioneer - Metal			
5005-4	For all 4050 Series Except 4050-2, 4050-3, and 4050-6	703680	**14.74**
3005-2	For 3050-2 Series with 1/4" Body	703672	**8.45**
3005-3	For 3050-3 Series with 3/8" Body	703674	**10.56**
Pioneer - Rubber			
5205-2M	For 4050-2	703742	**4.47**
5205-3M	For 4050-3	703745	**5.59**
5205-4	For 4050-4	703808	**7.91**
5205-4M-RE	For 4050-4	703774	**3.56**
5205-4M-GR	For 4050-4	703775	**5.10**
5205-4M-YE	For 4050-4	703776	**3.56**
5205-4M-PR	For 4050-4	- - - - -	**....**
5205-4M-BU	For 4050-4	703778	**4.27**
5205-5M	For 4150-5	703873	**7.52**
5205-6M	For 4050-6	703937	**10.25**
6659-16M*	For 6600 Series	704829	**13.05**
FR-501*	For FEM Series	704767	**5.72**
FR-502*	For FEM Series	704765	**6.07**

"BREAK-AWAY" CLAMPS WITHOUT COUPLERS

2 Per Package
Fits All Pioneer Couplers Except 3/8" & 3/4" HI-FLO



Part Number	Size	Our Sequence Number	Price Per Piece
Pioneer For Hydraulic Couplers Only			
5001-4	Single Clamp 1/2" Size	704320	**22.38**
5006-4	Double Break-Away Clamp for 8200-4 and 1/2" Size	704448	**29.53**
9006-4	Lever Coupler Break-Away Clamp. Use with 9250 Lever Coupler	704458	**47.57**

GREASE GUNS and ACCESSORIES

SUPERIOR ONE HAND GREASE GUN

For 14-1/2 oz. Cartridge or 20 oz. Bulk. May be filled by suction or filler nipple. Positive plunger lock. Steel construction, zinc plated finish. With hydraulic coupler & straight pipe. 20 oz capacity.

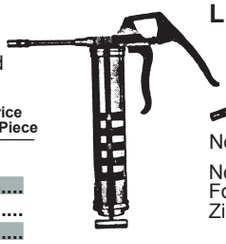

Part Number		Wt. Lbs.	Our Sequence Number	Price Per Piece
Superior Grease Gun				
37032	Grease Gun	4-1/2	507136	**$....**
30425	Vertical Gun	4-1/4	507200	**....**
37409	Holder	1/3	507230	**....**

LEVER GREASE GUN

No. 37032 Grease Gun

No. 37409 Grease Gun Holder Mounts on equipment or wall. For 14-1/2 oz. Cartridge or 20 oz. Bulk Steel Construction - Zinc Plated

GREASE GUN ACCESSORIES

37414	Loader Nipple, 9/16 Diameter	507233	**$....**
37302	Hydraulic Coupler 1/8" Pipe Thd.	507216	**....**
12 Rubber Grease Gun Hose		198500	**$11.44**
18 Rubber Grease Gun Hose		198505	**13.38**



37302 Coupler — Loader Nipple

ASK FOR QUANTITY DISCOUNT *Prices subject to change without notice.*

 © Baum Hydraulics Corporation

PARKER 60 SERIES INDUSTRIAL COUPLINGS

Body Size	NPTF Thread Size	Pkg. Qty.	BODY HALF Coupler Body Half Number	Our Sequence Number	Body Half Each	MALE TIP Male Tip Number	Our Sequence Number	Male Tip Each	DUST PLUG Dust Plug Metal Number	Our Sequence Number	Dust Plug Each	DUST CAP Dust Cap Metal Number	Our Sequence Number	Dust Cap Each	O-RING O-Ring Number
1/8	1/8	5	**H1-62**	704600	**29.58**	**H1-63**	704630	**$10.47**	**H1-65**	704660	**$16.83**	**H1-66**	704680	**$9.01**	013
1/4	1/4	5	**H2-62**	704602	**32.20**	**H2-63**	704632	**14.54**	**H2-65**	704662	**7.88**	**H2-66**	704682	**6.68**	015
3/8	3/8	5	**H3-62**	704604	**45.01**	**H3-63**	704634	**21.87**	**H3-65**	704664	**9.61**	**H3-66**	704684	**10.31**	116
1/2	1/2	5	**H4-62**	704606	**56.65**	**H4-63**	704636	**25.19**	**H4-65**	704666	**7.68**	**H4-66**	704686	**19.79**	213
3/4	3/4	5	**H6-62**	704608	**72.96**	**H6-63**	704638	**31.86**	**H6-65**	704668	**33.51**	**H6-66**	704688	**34.12**	218
1	1	5	**H8-62**	704610	**104.02**	**H8-63**	704640	**46.75**	**H8-65**	704670	**37.93**	**H8-66**	704690	**42.84**	222
1-1/2	1-1/4	1	**H12-62L**	704611	**368.19**	**H12-63L**	704641	**299.66**	**H12-65**	704672	**....**	**H12-66**	704692	**....**	2 of 224 & 1 of
1-1/2	1-1/2	1	**H12-62N**	704612	**298.66**	**H12-63N**	704642	**239.56**	**H12-65**	704672	**....**	**H12-66**	704692	**....**	138 & 1 of 125

PARKER SM SERIES INDUSTRIAL COUPLINGS



Body Size	NPSF Thread Size	Coupler Body Half Number	Our Sequence Number	Body Half Each	Male Tip Number	Our Sequence Number	Male Tip Each
1/4	1/4	**SM-251-4FP**	704720	**47.70**	**SM-252-4FP**	704800	**$17.42**
1/4	3/8	**SM-251-6FP**	704722	**28.45**	**SM-252-6FP**	704802	**18.66**
1/2	1/2	**SM-501-8FP**	704724	**67.02**	**SM-502-8FP**	704803	**28.43**
3/4	3/4	**SM-751-12FP**	704725	**130.58**	**SM-752-12FP**	704805	**66.84**
1	1	**SM-751-16FP**	704726	**76.31**	**SM-752-16FP**	704806	**43.39**

PARKER NS SERIES INDUSTRIAL COUPLINGS



3/8	3/8	**NS-371-6FP**	704750	**$60.72**	**NS-372-6FP**	704830	**$....**
1/2	1/2	**NS-501-8FP**	704752	**86.27**	**NS-502-8FP**	704832	**31.51**

PIONEER/PARKER FF SERIES FLAT FACE

Interchange with Bruning FF370

1/4	1/4	**FF-251-4FP**	704700	**113.06**	**FF-252-4FP**	704710	**$50.45**
3/8	3/8	**FF-371-6FP**	704702	**....**	**FF-372-6FP**	704712	**37.05**
3/8	1/2	**FF-371-8FP**	704704	**103.74**			
1/2	1/2	**FF-501-8FP**	704706	**163.17**	**FF-502-8FP**	704716	**71.02**
3/4	3/4	**FF-751-12FP**	704708	**222.59**	**FF-752-12FP**	704718	**167.37**
O-Ring Thd		**PIONEER O-RING FF SERIES FLAT FACE**					
1/2	7/8	**FF-501-10FO**	704707	**163.45**	**FF502-10FO**	704717	**79.91**
3/4	1-1/16	**FF-751-12FO**	704709	**248.04**	**FF752-12FO**	704719	**153.99**

PIONEER/PARKER 6600 SERIES INDUSTRIAL COUPLINGS

1/4	1/8	**6601-2-4**	7020571	**$....**	**6602-2-4**	702328	**$12.94**
1/4	1/4	**6601-4-4**	7020572	**39.29**	**6602-4-4**	702330	**11.92**
3/8	3/8	**6601-6-6**	7020573	**50.93**	**6602-6-6**	702332	**25.79**
1/2	1/2	**6601-8-10**	7020574	**53.10**	**6602-8-10**	702334	**22.05**
3/4	3/4	**6601-12-12**	7020575	**84.36**	**6602-12-12**	702336	**38.24**
1	1	**6601-16-16**	7020576	**111.34**	**6602-16-16**	702337	**50.10**
O-Ring Thread			**Body Size 1”**				
1-5/16-12		**6608-16-16**	704826	**114.71**	**6610-16-16**	704827	**75.88**

PARKER 6100 SERIES INDUSTRIAL COUPLINGS




Caps # 6108-
Plugs # 6109-

Body Size	NPTF Thread Size	Pkg. Qty.	WITH WING NUT Coupler Body Half Number	Our Sequence Number	Body Half Each	WITHOUT FLANGE Male Tip Number	Our Sequence Number	Male Tip Each
3/4	1/2	2	**6125-08**	704730	**125.27**	**6105-08**	704810	**$95.15**
3/4	3/4	2	**6125-12**	704732	**120.74**	**6105-12**	704812	**96.46**
1	1	1	**6125-16**	704734	**151.33**	**6105-16**	704814	**105.89**


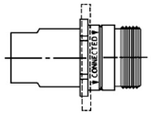

			WITH HEX NUT Coupler Body Half Number	Our Sequence Number	Body Half Each	WITH FLANGE Male Tip Number	Our Sequence Number	Male Tip Each
3/4	1/2	2	**6135-08**	704740	**97.27**	**6115-08**	704820	**77.93**
3/4	3/4	2	- - - -		....	**6115-12**	704822	**67.13**
1	1	1	**6135-16**	704746	**104.75**	**6115-16**	704824	**74.92**

PIONEER/PARKER FE SERIES FLAT FACE

Pkg. Qty.: 5

Body Size	Coupler Body Half Number	Our Sequence Number	Body Half Each	Male Tip Number	Our Sequence Number	Male Tip Each
1/2	**501-8FP**	704760	**$68.56**	**FEM-502-8FP**	704768	**$54.29**
O-Ring Thd	**PIONEER ORING FE SERIES FLAT FACE**					
3/8	FEM-371-6FP	704702	84.77	FEM-372-8FP	704714	42.20
7/8	**FEM-501-10FO**	704763	**101.24**	**FEM-502-10FO**	704771	**45.45**
1-1/16	**FEM-501-12FO**	704762	**126.19**	**FEM-502-12FO**	704770	**54.23**
1-1/16	**FEM-621-12FO**	704764	**98.28**	**FEM-622-12FO**	704772	**71.44**

PIONEER/PARKER 3000 SERIES EXTREME PRESSURE COUPLINGS

For Hydraulic Jacks




Body Size	NPTF Thread Size	Pkg. Qty.	Complete Coupler Number	Our Sequence Number	Price Per Piece	Caps # 3009- Plugs # 3005-
1/4	1/4	5	**3000-2**	702024	**88.71**	Body Half - 5 per pkg.
3/8	3/8	5	**3000-3**	702026	**85.36**	Tip - 10 per pkg.

Body Size	NPSF Thread Size	Coupler Body Half Number	Our Sequence Number	Body Half Each	Male Tip Number	Our Sequence Number	Male Tip Each
1/4	1/4	**3050-2**	702836	**54.21**	**3010-2**	702081	**33.77**
3/8	3/8	**3050-3**	702838	**55.21**	**3010-3**	702083	**32.04**

Prices subject to change without notice. **ASK FOR QUANTITY DISCOUNT**

GREASE FITTINGS

Surface Ball Check Prevents Entry of Dirt

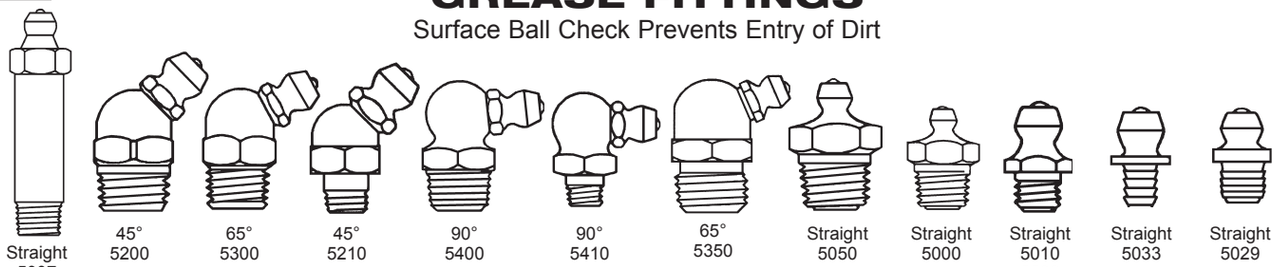

Straight 5007 | 45° 5200 | 65° 5300 | 45° 5210 | 90° 5400 | 90° 5410 | 65° 5350 | Straight 5050 | Straight 5000 | Straight 5010 5530 | Straight 5033 | Straight 5029

10 PIECE PAK - NO Brkn. Pkg.

Our Part Number	Alemite Part Number	Angle	Overall Length, Inches	Our Sequence Number	Price Per 100
1/8 Inch Pipe Thread Fittings					
5000	1610	1/8" Straight	11/16	771005	**$39.50**
5007	1669	1/8" Straight Ex. Long	1-3/4	771007	**98.90**
5200	1688	1/8" 45 Degree	29/32	771035	**152.01**
5300	1612	1/8" 65 Degree	27/32	771015	**130.96**
5400	1613	1/8" 90 Degree	27/32	771020	**90.94**
1/4 Inch 28 Fine Tapered Thread Fittings					
5010	1641	1/4" Straight	35/64	771045	**26.07**
5210	1637	1/4" 45 Degree	13/16	771050	**89.07**
5410	1911	1/4" 90 Degree	3/4	771055	**69.19**
1/4 Inch Pipe Thread Fittings					
5050	1627	1/4" Straight	29/32	771025	**99.98**
5350	1629	1/4" 65 Degree	1	771030	**83.51**
1/4 Inch 28 Fine Thread Cutting Fittings					
5530	- - -	1/4" Straight	35/64	771062	**....**
Drive Fittings					
5033	1728-B	3/16" Straight	9/16	771060	**$60.80**
5029	1743-B	1/4" Straight	37/64	771065	**54.57**

Our Part Number	Alemite Part Number	Angle	Overall Length, Inches	Our Sequence Number	Price Per 100
6MM x 1.0 Metric Thread Fittings					
5175	8601	6mm Straight	- -	771360	**....**
5176	7090	6mm 45 Degree	- -	771370	**66.33**
5177	7045	6mm 90 Degree	- -	771365	**91.21**
8MM x 1.0 Metric Thread Fittings					
5178	8901	8mm Straight	- -	771375	**71.64**
5179	7445	8mm 45 Degree	- -	771380	**101.50**
5180	7490	8mm 90 Degree	- -	771385	**147.06**
10MM x 1.0 Metric Thread Fittings					
5181	9301	10mm Straight	- -	771390	**103.35**
5182	7845	10mm 45 Degree	- -	771395	**117.87**
5183	7890	10mm 90 Degree	- -	771400	**117.87**

PLASTIC CAPS - 10 Per Pkg.

Part Number	Description	Sequence Number	Price Per 1000
GC-Green	Green Plastic Cap	468900	**$59.27**
GC-Black	Black Plastic Cap	468901	**21.95**
GC-Yellow	Yellow Plastic Cap	468902	**74.44**
GC-Red	Red Plastic Cap	468904	**59.27**

ADAPTER - 10 Per Pkg.

Part Number	Description	Sequence Number	Price Per Piece
20024	1/4-28 male x 1/8 female adapter	015489	**6.29**

METRIC FITTINGS

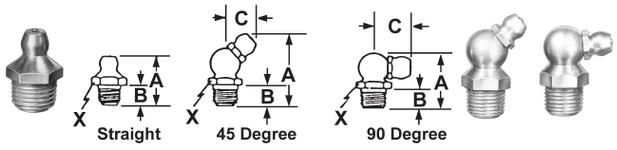

Our Part Number	Type	A	B	C	Wrench Size X
5175	Str.	13.7mm	4.7mm	- -	7mm
5177	90º	22.7mm	5.1mm	10.5mm	9mm
5178	Str.	14.9mm	5.6mm	- -	9mm
5179	45º	23.2mm	5.6mm	10.5mm	9mm
5180	90º	19.2mm	5.6mm	12.5mm	9mm
5181	Str.	15.5mm	5.8mm	- -	11mm
5182	45º	24.9mm	5.5mm	11.0mm	11mm
5183	90º	20.4mm	5.5mm	13.0mm	11mm

YANKEE GREASE FITTING ASSORTMENTS

Our Part Number	Angle	Qty. Per Item	**90GRFIT**	Qty. Per Item	**110GRFIT**	Qty. Per Item		Qty. Per Item	**300GRFIT**	Qty. Per Item	**GRFITB**	Qty. Per Item	
5000	1/8 Pipe Str.	10		10		10		100		10		100	
5200	1/8 Pipe 45°	10	Grease	10	Grease	10		10	Grease	- -	Grease	10	
5300	1/8 Pipe 65°	10	Fitting	10	Fitting	10		10	Fitting	- -	Fitting	10	
5400	1/8 Pipe 90°	10	T210 Box	10	M812 Box	10		10	M812 Box	10	T806 Box	10	
5010	1/4 Fine Str.	10	90 pcs.	10	110 pcs.	10		100	300 pcs.	10	60 pcs.	100	
5210	1/4 Fine 45°	10	Label	10	Label	10		10	Label	- -	Label	10	
5410	1/4 Fine 90°	10	Sequence #	10	Sequence #	10		10	Sequence #	- -	Sequence #	10	**390GRFIT**
5050	1/4 Pipe Str.	10	Z91265	10	Z91271	10	**180GRFIT**	20	Z91279	10	Z91267	20	Grease
5350	1/4 Pipe 65°	10	**$91.29**	10	**$162.46**	10	Grease	10	**$196.83**	- -	**$65.19**	10	Fitting
5033	3/16 Drive Str.	- -		10		- -	Fitting	10		10		- -	M818 Box
5029	1/4 Drive Str.	- -		10		- -	M818 Box	10		10		- -	370 pcs.
5175	6mm Str.			20	**150GRFIT**	10	180 pcs.			10	**90Metric**	10	Label
5176	6mm 45°			10	Grease	10	Label			10	Grease	10	Sequence #
5177	6mm 90°			10	Fitting	10	Sequence #			10	Fitting	10	Z91285
5178	8mm Str.			20	T210 Box	10	Z91277			10	M812 Box	10	**$277.55**
5179	8mm 45°			10	120 pcs.	10	**$203.33**			10	90 pcs.	10	
5180	8mm 90°			10	Label	10				10	Label	10	
5181	10mm Str.			20	Sequence #	10				10	Sequence #	10	
5182	10mm 45°			10	Z91273	10				10	Z91283	10	
5183	10mm 90°			10	**124.50**	10				10	**119.31**	10	

ASK FOR QUANTITY DISCOUNT *Prices subject to change without notice.*

BAUM HYDRAULICS CORPORATION
1-800-228-9222 / e-mail: sales@baumhydraulics.com
Fax: 1-800-832-2522 / www.baumhydraulics.com / © Baum Hydraulics Corporation

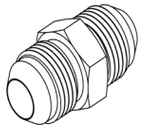 37° JIC Adapter 2403 Series Page N72	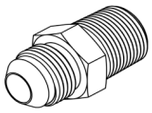 JIC to Pipe 2404 Series Page N72,N73	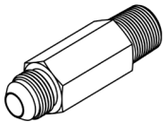 JIC to Pipe Long 2404-L Series Page N73	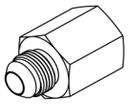 JIC to Pipe 2405 Series Page N74	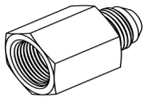 JIC Reducer Expander 2406 Series Page N74,N75	JIC Reducer 2407 Series Page N75,N76
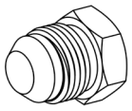 JIC Plug 2408 Series Page N76	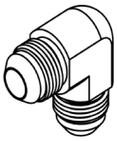 JIC Union Elbow 90° 2500 Series Page N76	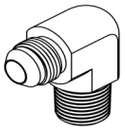 JIC to Pipe Elbow 90° 2501 Series Page N77	JIC to Pipe Long Elbow 90° 2501-L Series Page N77,N78	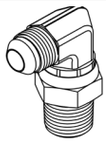 JIC to Pipe Swivel Elbow 90° 2501-S Series Page N78	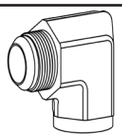 JIC to Pipe Elbow 90° 2502 Series Page N78
JIC to Pipe Elbow 45° 2503 Series Page N79	JIC to Union Elbow 45° 2504 Series Page N79	JIC to Pipe Elbow 45° 2505 Series Page N79	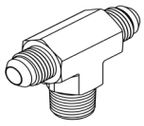 JIC to Pipe Branch Tee 2601 Series Page N80	JIC to Pipe Branch Tee 2602 Series Page N80	 JIC Union Tee 2603 Series Page N80,N81
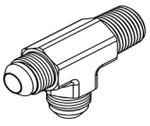 JIC to Pipe Run Tee 2605 Series Page N81	JIC to Pipe Run Tee 2606 Series Page N81,N82	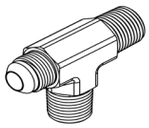 JIC to Pipe Run Tee 2607 Series Page N82	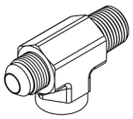 JIC to Pipe Run Tee 2611 Series Page N82	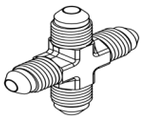 JIC Union Cross 2650 Series Page N82	Flareless JIC Tube Sleeve 419 Series Page N83
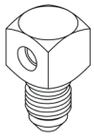 Braze Port to JIC Elbow 90° 500 Series Page N83	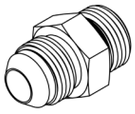 JIC to O-Ring 6400 Series Page N83,N84	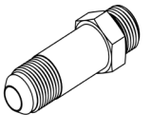 JIC to O-Ring Long 6400-L Series Page N84	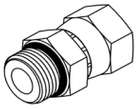 O-Ring to JIC Swivel 6402 Series Page N84,N85	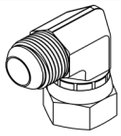 JIC Swivel Elbow 90° 6500 Series Page N85	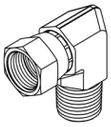 JIC Swivel to Pipe Elbow 90° 6501 Series Page N85
JIC Swivel Elbow 45° 6502 Series Page N86	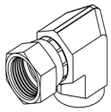 JIC Swivel to Pipe Elbow 90° 6503 Series Page N86	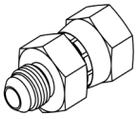 JIC Swivel Extender 6504 Series Page N86	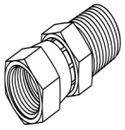 JIC Swivel to Pipe 6505 Series Page N86,N87	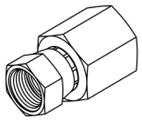 JIC Swivel to Pipe 6506 Series Page N87	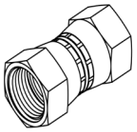 JIC Swivel Union 6510 Series Page N87

JIC Swivel Branch Tee 6600 Series Page N88	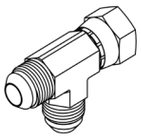 JIC Swivel Run Tee 6602 Series Page N88	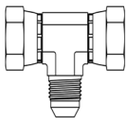 Swivel Branch Tee 6603 Series Page N88	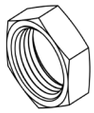 Bulkhead Locknut 306 Series Page N88	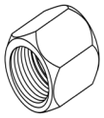 JIC Tube Nut 318 Series Page N89	JIC Tube Sleeve 319 Series Page N89
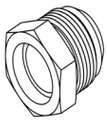 Braze-On to JIC 403 Series Page N89	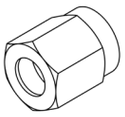 Flareless JIC Tube Nut 418 Series Page N90	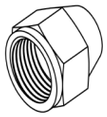 JIC Short Tube Nut 303 Series Page N90	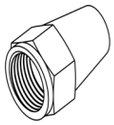 JIC Long Tube Nut 304 Series Page N90	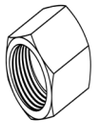 JIC Cap 304-C Series Page N90	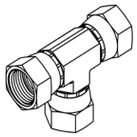 JIC Swivel Union Tee 6606 Series Page N91
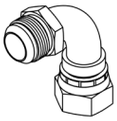 JIC Swivel Bent Tube Elbow 90° 6701 Series Page N91	JIC Swivel Bent Tube Elbow 45° 6702 Series Page N91	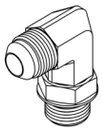 JIC to O-Ring Elbow 45° 6801 Series Page N91,N92	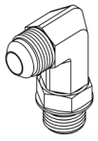 JIC to O-Ring Long Elbow 90° 6801-L Series Page N92	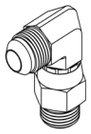 JIC to O-Ring Swivel Elbow 90° 6801-S Series Page N92	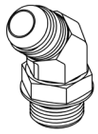 JIC to O-Ring Elbow 45° 6802 Series Page N92,N93
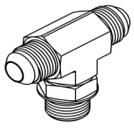 JIC to O-Ring Branch Tee 6803 Series Page N93	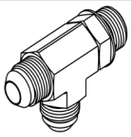 JIC to O-Ring Run Tee 6804 Series Page N94	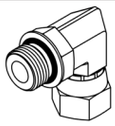 O-Ring to JIC Swivel Elbow 90° 6809 Series Page N94	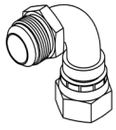 MJ to FJX 90° Bent Tube NB6701 Series Page N94	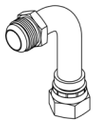 MJ to FJX 90° Bent Tube NB6701-L Series Page N95	MJ to FJX 45° Bent Tube NB6702 Series Page N95
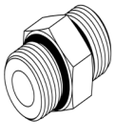 O-Ring Union 6403 Series Page N95	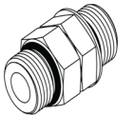 O-Ring Adjustable Union 6403-NWO Series Page N95	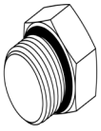 O-Ring Hex Plug 6408 Series Page N96	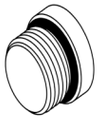 O-Ring Hollow Hex Plug 6408-HHP Series Page N96	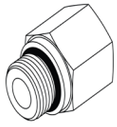 O-Ring to O-Ring Reducer/Expander/ Extender 6410 Series Page N96,N97	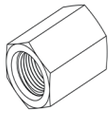 O-Ring to O-Ring Coupling 6425 Series Page N97
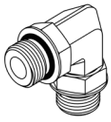 O-Ring Adjustable Union Elbow 90° 6807 Series Page N97	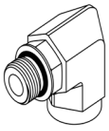 O-Ring Adjustable Street Elbow 90° 6815 Series Page N97	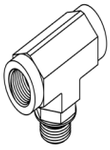 O-Ring Branch Tee 6832 Series Page N98	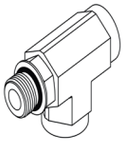 O-Ring to O-Ring Run Tee 6835 Series Page N98	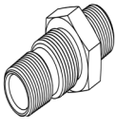 Pipe Bulkhead 2708 Series Page N98	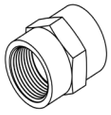 Pipe Coupling 5000 Series Page N98

Close Pipe Nipple Galvanized 5400-CL Series Page N99	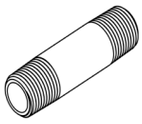 Long Pipe Nipple 5400-N Series Page N99,N100	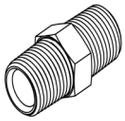 Hex Pipe Nipple 5404 Series Page N100	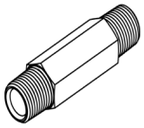 Long Hex Pipe Nipple 5404-L Series Page N101	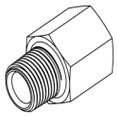 Pipe to Pipe Expander 5405 Series Page N101,N102	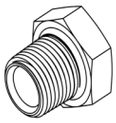 Hex Pipe Reducer Bushing 5406 Series Page N102,N103
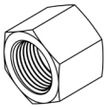 Pipe Cap 5406-CAP Series Page N103	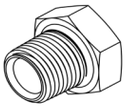 Short Hex Pipe Redeucer Bushing 5406-E Series Page N103	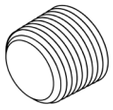 Flush Hollow Hex Pipe Plug 7/8 Taper 5406-FLP Series Page N103	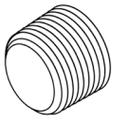 Hollow Hex Pipe Plug 5406-HHP Series Page N104	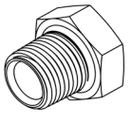 Hex Head Pipe Plug 5406-P Series Page N104	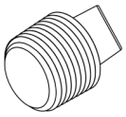 Square Head Pipe Plug 5406-SHP Series Page N104
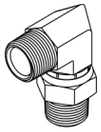 Pipe Elbow 90° 5500 Series Page N104	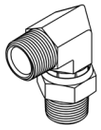 Pipe Swivel Elbow 90° 5500-S Series Page N104	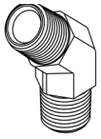 Pipe Elbow 45° 5501 Series Page N105	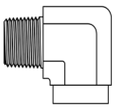 Street Elbow 90° 5502 Series Page N105	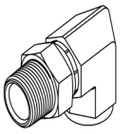 Street Elbow Pipe Swivel 90° 5502-S Series Page N105	Street Pipe Elbow 45° 5503 Series Page N106
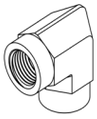 Pipe Elbow 90° 5504 Series Page N106	Pipe Elbow 45° 5505 Series Page N106	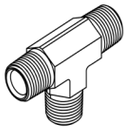 Pipe Tee 5600 Series Page N106	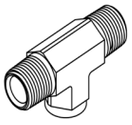 Pipe Tee 5601 Series Page N107	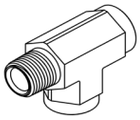 Street Pipe Tee 5602 Series Page N107	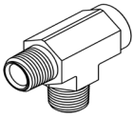 Pipe Tee 5603 Series Page N107
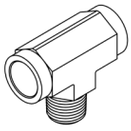 Branch Pipe Tee 5604 Series Page N107	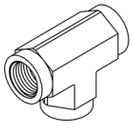 Pipe Tee 5605 Series Page N108	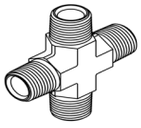 Pipe Cross 5650 Series Page N108	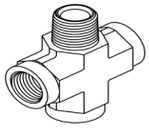 Pipe Cross 5655 Series Page N108	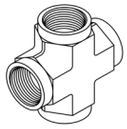 Pipe Cross 5652 Series Page N108	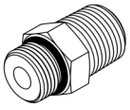 O-Ring to Pipe 6401 Series Page N109
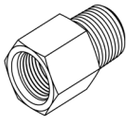 O-Ring to Pipe 6404 Series Page N109	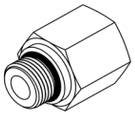 O-Ring to Pipe 6405 Series Page N110	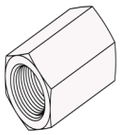 O-Ring to Pipe 6420 Series Page N110	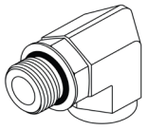 O-Ring to Pipe Elbow 90° 6805 Series Page N111	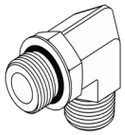 O-Ring to Pipe Elbow 90° 6806 Series Page N111	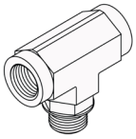 Pipe to O-Ring Branch Tee 6855 Series Page N111

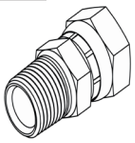 Pipe to Pipe Swivel 1404 Series Page N112	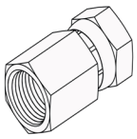 Pipe to Pipe Swivel 1405 Series Page N112	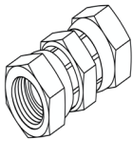 Pipe Dual Swivel Union 1406 Series Page N112	Pipe to Pipe Swivel Elbow 90° 1501 Series Page N113	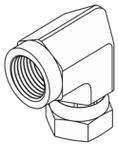 Pipe to Pipe Swivel Elbow 90° 1502 Series Page N113	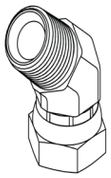 Pipe to Pipe Swivel Elbow 45° 1503 Series Page N114
Pipe to Pipe Swivel Elbow 45° 1504 Series Page N114	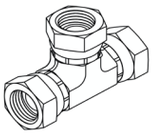 Pipe Swivel Union Tee 1603 Series Page N114	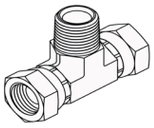 Pipe Swivel Branch Tee 1601 Series Page N115	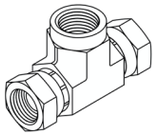 Pipe Swivel Branch Tee 1602 Series Page N115	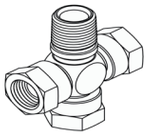 Pipe Swivel Cross 1604 Series Page N115	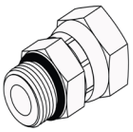 O-Ring to Pipe Swivel 6900 Series Page N116
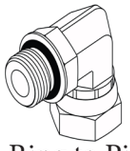 O-Ring to Pipe Swivel Elbow 90° 6901 Series Page N116	O-Ring to Pipe Swivel Elbow 45° 6902 Series Page N117	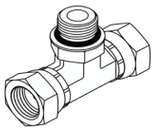 O-Ring to Pipe Swivel Branch Tee 6911 Series Page N117	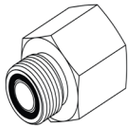 ORFS to Pipe FF2405 Series Page N117	ORFS to JIC FF2402 Series Page N118	ORFS Union FF2403 Series Page N118
ORFS to Pipe FF2404 Series Page N118	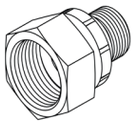 ORFS Swivel to ORFS Reducer FF2406 Series Page N119	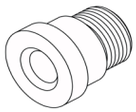 ORFS to ORFS Reducer FF2407 Series Page N119	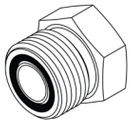 ORFS Plug FF2408 Series Page N119	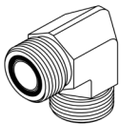 ORFS Union Elbow 90° FF2500 Series Page N120	ORFS to Pipe Elbow 90° FF2501 Series Page N120
ORFS to Pipe Elbow 45° FF2503 Series Page N120	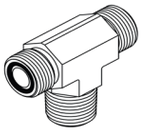 ORFS to Pipe Branch Tee FF2601 Series Page N121	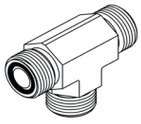 ORFS Union Tee FF2603 Series Page N121	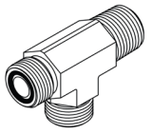 ORFS to Pipe Run Tee FF2605 Series Page N121	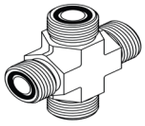 ORFS Union Cross FF2650 Series Page N121	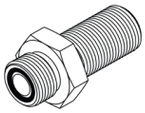 ORFS Bulkhead Union FF2700 Series Page N121
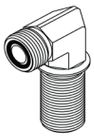 ORFS Bulkhead Union 90° FF2701 Series Page N121	ORFS to O-Ring FF6400 Series Page N122	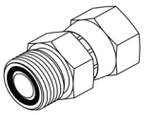 ORFS to JIC Swivel FF6402 Series Page N122	ORFS to ORFS Swivel Elbow 90° FF6500 Series Page N122	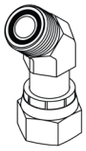 ORFS to ORFS Swivel Elbow 45° FF6502 Series Page N123	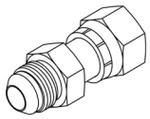 JIC to ORFS Swivel FF6504 Series Page N123

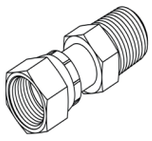 ORFS Swivel to Pipe FF6505 Series Page N123	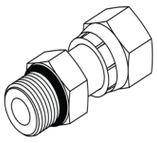 O-Ring to ORFS Swivel FF6507 Series Page N123	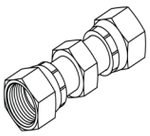 ORFS Swivel to ORFS Swivel FF6510 Series Page N123	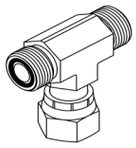 ORFS to ORFS Swivel Branch Tee FF6600 Series Page N124	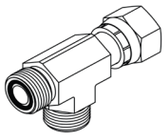 ORFS to ORFS Swivel Run Tee FF6602 Series Page N124	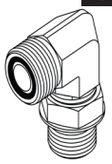 ORFS to O-Ring Elbow 90° FF6801 Series Page N124
ORFS to O-Ring Elbow 45° FF6802 Series Page N125	 ORFS to O-Ring Branch Tee FF6803 Series Page N125	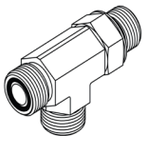 ORFS to O-Ring Run Tee FF6804 Series Page N125,N126	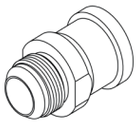 JIC to Flange Code 61 6840 Series Page N126	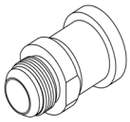 JIC to Flange Code 62 6842 Series Page N126	JIC to Flange Elbow 45° Code 61 6845 Series Page N127
JIC to Flange Elbow 45° Code 62 6847 Series Page N127	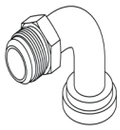 JIC to Flange Elbow 90° Code 61 6890 Series Page N127	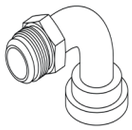 JIC to Flange Elbow 90° Code 62 6892 Series Page N128	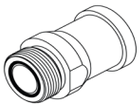 ORFS to Flange Straight Code 61 FF6840 Series Page N128	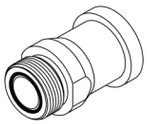 ORFS to Flange Straight Code 62 FF6842 Series Page N128	ORFS to Flange 45° Code 61 FGFF6845 Series Page N128
ORFS to Flange 45° Code 62 FGFF6847 Series Page N129	ORFS to Flange 90° Code 61 FGFF6890 Series Page N129	ORFS to Flange Elbow 90° Code 62 FGFF6892 Series Page N129	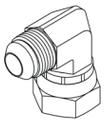 JIC to BSPP Swivel Elbow 90° 3401 Series Page N129	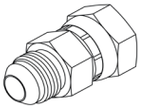 JIC to BSPP Swivel 3240 Series Page N130	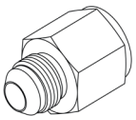 JIC to BSPP 3405 Series Page N130
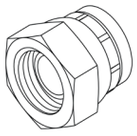 BSPP Cap 3406 Series Page N130	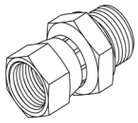 JIC to BSPP 3402 Series Page N131	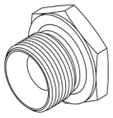 BSPP Plug 3408 Series Page N131	BSPP Hollow Hex Plug 3408-HHP Series Page N131	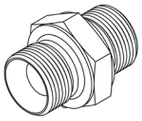 BSPP Union 3420 Series Page N132	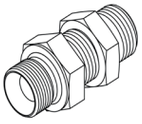 BSPP Bulkhead Union 3421 Series Page N132
Split Flange Kits Page N133	Restrictor Swivels Page N134				

Hydraulic Adapters and Fittings

37° JIC ADAPTERS

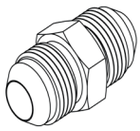

Baum Part #	Side 1 Male JIC	Side 2 Male JIC	Price
2403-02-02	5/16-24	5/16-24	$8.65
2403-03-02	3/8-24	5/16-24	Call
2403-03-03	3/8-24	3/8-24	5.58
2403-04-02	7/16-20	5/16-24	16.91
2403-04-03	7/16-20	3/8-24	7.54
2403-04-04	7/16-20	7/16-20	1.45
2403-05-04	1/2-20	7/16-20	8.80
2403-05-05	1/2-20	1/2-20	2.25
2403-06-04	9/16-18	7/16-20	2.59
2403-06-05	9/16-18	1/2-20	8.19
2403-06-06	9/16-18	9/16-18	1.94
2403-08-04	3/4-16	7/16-20	6.55
2403-08-05	3/4-16	1/2-20	Call
2403-08-06	3/4-16	9/16-18	3.01
2403-08-08	3/4-16	3/4-16	2.59
2403-10-04	7/8-14	7/16-20	15.88
2403-10-05	7/8-14	1/2-20	Call
2403-10-06	7/8-14	9/16-18	7.72
2403-10-08	7/8-14	3/4-16	4.11
2403-10-10	7/8-14	7/8-14	4.11
2403-12-04	1-1/16-12	7/16-20	23.23
2403-12-06	1-1/16-12	9/16-18	20.99
2403-12-08	1-1/16-12	3/4-16	4.89
2403-12-10	1-1/16-12	7/8-14	5.94
2403-12-12	1-1/16-12	1-1/16-12	5.07
2403-14-12	1-3/16-12	1-1/16-12	Call
2403-14-14	1-3/16-12	1-3/16-12	6.63
2403-16-06	1-5/16-12	9/16-18	Call
2403-16-08	1-5/16-12	3/4-16	30.35
2403-16-10	1-5/16-12	7/8-14	37.32
2403-16-12	1-5/16-12	1-1/16-12	10.36
2403-16-14	1-5/16-12	1-3/16-12	Call
2403-16-16	1-5/16-12	1-5/16-12	8.19

Continued

Baum Part #	Side 1 Male JIC	Side 2 Male JIC	Price
2403-20-12	1-5/8-12	1-1/16-12	Call
2403-20-16	1-5/8-12	1-5/16-12	13.78
2403-20-20	1-5/8-12	1-5/8-12	14.09
2403-24-12	1-7/8-12	1-1/16-12	Call
2403-24-16	1-7/8-12	1-5/16-12	45.93
2403-24-20	1-7/8-12	1-5/8-12	41.42
2403-24-24	1-7/8-12	1-7/8-12	21.84
2403-32-16	2-1/2-12	1-5/16-12	Call
2403-32-24	2-1/2-12	1-7/8-12	Call
2403-32-32	2-1/2-12	2-1/2-12	49.89

JIC to PIPE

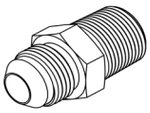

Baum Part #	Side 1 Male JIC	Side 2 Male Pipe	Price
2404-02-02	5/16-24	1/8-27	2.59
2404-02-04	5/16-24	1/4-18	14.59
2404-03-02	3/8-24	1/8-27	2.13
2404-03-04	3/8-24	1/4-18	29.02
2404-04-02	7/16-20	1/8-27	1.52
2404-04-04	7/16-20	1/4-18	1.52
2404-04-06	7/16-20	3/8-18	2.25
2404-04-08	7/16-20	1/2-14	4.95
2404-04-12	7/16-20	3/4-14	32.91
2404-05-02	1/2-20	1/8-27	2.02
2404-05-04	1/2-20	1/4-18	2.13
2404-05-06	1/2-20	3/8-18	3.01
2404-05-08	1/2-20	1/2-14	18.70
2404-06-02	9/16-18	1/8-27	2.06
2404-06-04	9/16-18	1/4-18	1.87
2404-06-06	9/16-18	3/8-18	1.94

2404 Series Continued next page

ASK FOR QUANTITY DISCOUNT *Prices subject to change without notice.*

 © Baum Hydraulics Corporation

JIC to PIPE

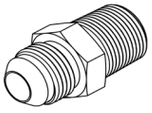

JIC to Pipe Baum Part #	Side 1 Male JIC	Side 2 Male Pipe	Price
2404-06-08	9/16-18	1/2-14	$2.78
2404-06-12	9/16-18	3/4-14	6.40
2404-06-16	9/16-18	1/11-1/2	8.80
2404-08-02	3/4-16	1/8-27	14.59
2404-08-04	3/4-16	1/4-18	2.67
2404-08-06	3/4-16	3/8-18	2.63
2404-08-08	3/4-16	1/2-14	2.63
2404-08-12	3/4-16	3/4-14	5.18
2404-08-16	3/4-16	1-11 1/2	20.60
2404-10-04	7/8-14	1/4-18	7.77
2404-10-06	7/8-14	3/8-18	4.27
2404-10-08	7/8-14	1/2-14	3.58
2404-10-12	7/8-14	3/4-14	5.48
2404-10-16	7/8-14	1-11 1/2	13.83
2404-12-04	1-1/16-12	1/4-18	Call
2404-12-06	1-1/16-12	3/8-18	6.13
2404-12-08	1-1/16-12	1/2-14	4.91
2404-12-12	1-1/16-12	3/4-14	4.46
2404-12-16	1-1/16-12	1-11 1/2	7.20
2404-12-20	1-1/16-12	1-1/4-11 1/2	22.93
2404-12-24	1-1/16-12	1-1/2-11 1/2	39.91
2404-14-08	1-3/16-12	1/2-14	Call
2404-14-12	1-3/16-12	3/4-14	8.57
2404-14-16	1-3/16-12	1-11 1/2	Call
2404-16-08	1-5/16-12	1/2-14	26.51
2404-16-12	1-5/16-12	3/4-14	8.19
2404-16-16	1-5/16-12	1-11 1/2	8.19
2404-16-20	1-5/16-12	1-1/4-11 1/2	13.22
2404-16-24	1-5/16-12	1-1/2-11 1/2	32.33
2404-16-32	1-5/16-12	2-11 1/2	Call
2404-20-12	1-5/8-12	3/4-14	17.32
2404-20-16	1-5/8-12	1-11 1/2	13.22
2404-20-20	1-5/8-12	1-1/4-11 1/2	12.42
2404-20-24	1-5/8-12	1-1/2-11 1/2	22.36
2404-20-32	1-5/8-12	2-11 1/2	63.37

Continued

JIC to Pipe Baum Part #	Side 1 Male JIC	Side 2 Male Pipe	Price
2404-24-12	1-7/8-12	3/4-14	Call
2404-24-16	1-7/8-12	1-11 1/2	27.35
2404-24-20	1-7/8-12	1-1/4-11 1/2	24.07
2404-24-24	1-7/8-12	1-1/2-11 1/2	20.03
2404-24-32	1-7/8-12	2-11 1/2	77.35
2404-32-12	2-1/2-12	3/4-14	Call
2404-32-16	2-1/2-12	1-11 1/2	Call
2404-32-20	2-1/2-12	1-1/4-11 1/2	333.91
2404-32-24	2-1/2-12	1-1/2-11 1/2	61.05
2404-32-32	2-1/2-12	2-11 1/2	59.60
2404-32-40	2-1/2-12	2-1/2-8	Call
2404-40-40	3-12	2-1/2-8	Call
2404-48-48	3-1/2-12	3-8	Call

JIC to PIPE-Long

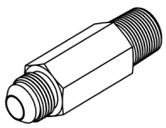

JIC to Pipe Long Baum Part #	Side 1 Male JIC	Side 2 Male Pipe	Overall Adapter Length	Price
2404-L-02-04	5/16-24	1/4-18	1.81	Call
2404-L-04-02	7/16-20	1/8-27	1.81	9.10
2404-L-04-04	7/16-20	1/4-18	2.25	11.06
2404-L-05-02	1/2-20	1/8-27	2.25	Call
2404-L-05-04	1/2-20	1/4-18	2.25	Call
2404-L-06-04	9/16-18	1/4-18	2.25	11.23
2404-L-06-06	9/16-18	3/8-18	2.50	5.19
2404-L-06-06	9/16-18	3/8-18	2.75	11.54
2404-L-08-06	3/4-16	3/8-18	2.75	7.77
2404-L-08-08	3/4-16	1/2-14	3.04	25.63
2404-L-10-08	7/8-14	1/2-14	3.12	19.00
2404-L-12-12	1-1/16-12	3/4-14	3.50	23.35
2404-L-16-16	1-5/16-12	1-11 1/2	4.00	28.55
2404-L-20-20	1-5/8-12	1-1/4-11 1/2	4.50	Call
2404-L-24-24	1-7/8-12	1-1/2-11 1/2	5.00	Call

Prices subject to change without notice. **ASK FOR QUANTITY DISCOUNT**

 © Baum Hydraulics Corporation

Hydraulic Adapters and Fittings

JIC to PIPE

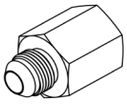

Baum Part #	Side 1 Male JIC	Side 2 Female Pipe	Price
2405-02-02	5/16-24	1/8-27	$5.26
2405-02-04	5/16-24	1/4-18	Call
2405-03-02	3/8-24	1/8-27	1.90
2405-03-04	3/8-24	1/4-18	18.55
2405-04-02	7/16-20	1/8-27	1.90
2405-04-04	7/16-20	1/4-18	3.12
2405-04-06	7/16-20	3/8-18	9.71
2405-04-08	7/16-20	1/2-14	23.23
2405-05-02	1/2-20	1/8-27	5.22
2405-05-04	1/2-20	1/4-18	3.50
2405-05-06	1/2-20	3/8-18	32.82
2405-06-02	9/16-18	1/8-27	3.50
2405-06-04	9/16-18	1/4-18	2.97
2405-06-06	9/16-18	3/8-18	3.58
2405-06-08	9/16-18	1/2-14	8.38
2405-06-12	9/16-18	3/4-14	29.33
2405-08-02	3/4-16	1/8-27	Call
2405-08-04	3/4-16	1/4-18	5.10
2405-08-06	3/4-16	3/8-18	3.96
2405-08-08	3/4-16	1/2-14	5.03
2405-08-12	3/4-16	3/4-14	13.98
2405-08-16	3/4-16	1-11 1/2	Call
2405-10-06	7/8-14	3/8-18	6.40
2405-10-08	7/8-14	1/2-14	6.09
2405-10-12	7/8-14	3/4-14	25.71
2405-10-16	7/8-14	1-11 1/2	Call
2405-12-08	1-1/16-12	1/2-14	9.41
2405-12-12	1-1/16-12	3/4-14	7.88
2405-12-16	1-1/16-12	1-11 1/2	35.08
2405-14-12	1-3/16-12	3/4-14	8.86
2405-14-16	1-3/16-12	1-11 1/2	Call
2405-16-12	1-5/16-12	3/4-14	11.54
2405-16-16	1-5/16-12	1-11 182	11.88

Continued

Baum Part #	Side 1 Male JIC	Side 2 Female Pipe	Price
2405-16-20	1-5/16-12	1-1/4-11 1/2	$21.96
2405-16-24	1-5/16-12	1-1/2-11 1/2	Call
2405-20-16	1-5/8-12	1-11 1/2	51.42
2405-20-20	1-5/8-12	1-1/4-11 1/2	16.86
2405-20-24	1-5/8-12	1-1/2-11 1/2	68.71
2405-20-32	1-5/8-12	2-11 1/2	Call
2405-24-16	1-7/8-12	1-11 1/2	Call
2405-24-20	1-7/8-12	1-1/4-11 1/2	Call
2405-24-24	1-7/8-12	1-1/2-11 1/2	38.72
2405-24-32	1-7/8-12	2-11 1/2	Call
2405-32-24	2-1/2-12	1-1/2-11 1/2	Call
2405-32-32	2-1/2-12	2-11 1/2	52.56

JIC Reducer/Expander

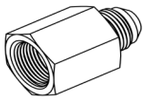

Expander Baum Part #	Side 1 Female JIC	Side 2 Male JIC	Price
2406-03-04	3/8-24	7/16-20	$5.29
2406-04-02	7/16-20	5/16-24	Call
2406-04-03	7/16-20	3/8-24	Call
2406-04-04	7/16-20	7/16-20	3.05
2406-04-05	7/16-20	1/2-20	Call
2406-04-06	7/16-20	9/16-18	4.99
2406-04-08	7/16-20	3/4-16	50.88
2406-05-04	1/2-20	7/16-20	10.66
2406-05-06	1/2-20	9/16-18	Call
2406-05-08	1/2-20	3/4-16	6.78
2406-06-04	9/16-18	7/16-20	2.86
2406-06-05	9/16-18	1/2-20	10.78

2406 Series Continued next page

ASK FOR QUANTITY DISCOUNT *Prices subject to change without notice.*

 © Baum Hydraulics Corporation

JIC Reducer/Expander

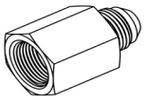

Expander Baum Part #	Side 1 Female JIC	Side 2 Male JIC	Price
2406-06-06	9/16-18	9/16-18	$6.13
2406-06-08	9/16-18	3/4-16	5.79
2406-08-03	3/4-16	3/8-24	Call
2406-08-04	3/4-16	7/16-20	4.95
2406-08-05	3/4-16	1/2-20	19.37
2406-08-06	3/4-16	9/16-18	3.50
2406-08-08	3/4-16	3/4-16	4.53
2406-08-10	3/4-16	7/8-14	6.89
2406-08-12	3/4-16	1-1/16-12	7.85
2406-10-04	7/8-14	7/16-20	5.35
2406-10-06	7/8-14	9/16-18	7.01
2406-10-08	7/8-14	3/4-16	4.27
2406-10-12	7/8-14	1-1/16-12	9.14
2406-10-16	7/8-14	1-5/16-12	17.56
2406-12-04	1-1/16-12	7/16-20	7.04
2406-12-06	1-1/16-12	9/16-18	9.29
2406-12-08	1-1/16-12	3/4-16	6.47
2406-12-10	1-1/16-12	7/8-14	7.12
2406-12-12	1-1/16-12	1-1/16-12	12.38
2406-12-16	1-1/16-12	1-5/16-12	11.54
2406-12-20	1-1/16-12	1-5/8-12	70.31
2406-14-06	1-3/16-12	9/16-18	Call
2406-14-08	1-3/16-12	3/4-16	Call
2406-14-10	1-3/16-12	7/8-14	Call
2406-14-12	1-3/16-12	1-1/16-12	10.56
2406-16-04	1-5/16-12	7/16-20	18.05
2406-16-06	1-5/16-12	9/16-18	30.51
2406-16-08	1-5/16-12	3/4-16	13.56
2406-16-10	1-5/16-12	7/8-14	10.05
2406-16-12	1-5/16-12	1-1/16-12	11.31
2406-16-14	1-5/16-12	1-3/16-12	12.26
2406-16-20	1-5/16-12	1-5/8-12	21.71
2406-16-24	1-5/16-12	1-7/8-12	87.90

Continued

Expander Baum Part #	Side 1 Female JIC	Side 2 Male JIC	Price
2406-20-06	1-5/8-12	9/16-18	$65.13
2406-20-08	1-5/8-12	3/4-16	46.94
2406-20-10	1-5/8-12	7/8-14	36.60
2406-20-12	1-5/8-12	1-1/16-12	22.32
2406-20-16	1-5/8-12	1-5/16-12	20.00
2406-20-24	1-5/8-12	1-7/8-12	26.20
2406-24-08	1-7/8-12	3/4-16	50.27
2406-24-12	1-7/8-12	1-1/16-12	43.30
2406-24-16	1-7/8-12	1-5/16-12	32.53
2406-24-20	1-7/8-12	1-5/8-12	29.21
2406-24-32	1-7/8-12	2-1/2-12	64.56
2406-32-16	2-1/2-12	1-5/16-12	Call
2406-32-20	2-1/2-12	1-5/8-12	127.21
2406-32-24	2-1/2-12	1-7/8-12	64.14

JIC Reducer

Requires item 318 JIC Tube Nut for assembly

Baum Part #	Side 1 Female JIC	Side 2 Male JIC	Price
2407-04-02	7/16-20	5/16-24	Call
2407-04-03	7/16-20	3/8-24	Call
2407-06-04	9/16-18	7/16-20	Call
2407-08-04	3/4-16	7/16-20	Call
2407-08-06	3/4-16	9/16-18	Call
2407-10-04	7/8-14	7/16-20	Call
2407-10-06	7/8-14	9/16-18	Call
2407-10-08	7/8-14	3/4-16	Call
2407-12-04	1-1/16-12	7/16-20	Call
2407-12-06	1-1/16-12	9/16-18	Call

2407 Series Continued next page

Hydraulic Adapters and Fittings

JIC Reducer

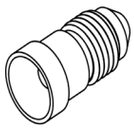

Baum Part #	Side 1 Female JIC	Side 2 Male JIC	Price
2407-12-08	1-1/16-12	3/4-16	Call
2407-16-04	1-5/16-12	7/16-20	Call
2407-16-06	1-5/16-12	9/16-18	Call
2407-16-08	1-5/16-12	3/4-16	Call
2407-16-10	1-5/16-12	7/8-14	Call
2407-16-12	1-5/16-12	1-1/16-12	Call
2407-20-08	1-5/8-12	3/4-16	Call
2407-20-12	1-5/8-12	1-1/16-12	Call
2407-20-16	1-5/8-12	1-5/16-12	Call
2407-24-08	1-7/8-12	3/4-16	Call
2407-24-12	1-7/8-12	1-1/16-12	Call
2407-24-16	1-7/8-12	1-5/16-12	Call
2407-24-20	1-7/8-12	1-5/8-12	Call
2407-32-24	2-1/2-12	1-7/8-12	Call

JIC Plug

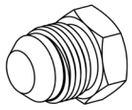

Baum Part #	Male JIC	Price
2408-02-02	5/16-24	$3.50
2408-03-03	3/8-24	3.58
2408-04-04	7/16-20	0.95
2408-05-05	1/2-20	1.45
2408-06-06	9/16-18	1.18
2408-08-08	3/4-16	1.64
2408-10-10	7/8-14	2.40
2408-12-12	1-1/16-12	3.66
2408-14-14	1-3/16-12	7.81
2408-16-16	1-5/16-12	5.26
2408-20-20	1-5/8-12	6.97
2408-24-24	1-7/8-12	19.46
2408-32-32	2-1/2-12	63.75

JIC Union Elbow 90°

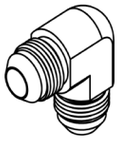

Baum Part #	Side 1 Male JIC	Side 2 Male JIC	Price
2500-02-02	5/16-24	5/16-24	$4.15
2500-03-03	3/8-24	3/8-24	4.23
2500-04-04	7/16-20	7/16-20	2.93
2500-05-04	1/2-20	7/16-20	4.57
2500-05-05	1/2-20	1/2-20	3.35
2500-06-04	9/16-18	7/16-20	3.54
2500-06-05	9/16-18	1/2-20	4.19
2500-06-06	9/16-18	9/16-18	3.50
2500-08-04	3/4-16	7/16-20	44.67
2500-08-06	3/4-16	9/16-18	5.79
2500-08-08	3/4-16	3/4-16	5.79
2500-10-08	7/8-14	3/4-16	8.46
2500-10-10	7/8-14	7/8-14	7.20
2500-12-08	1-1/16-12	3/4-16	9.52
2500-12-10	1-1/16-12	7/8-14	Call
2500-12-12	1-1/16-12	1-1/16-12	10.40
2500-14-14	1-3/16-12	1-3/16-12	18.09
2500-16-12	1-5/16-12	1-1/16-12	16.08
2500-16-16	1-5/16-12	1-5/16-12	17.75
2500-20-16	1-5/8-12	1-5/16-12	49.61
2500-20-20	1-5/8-12	1-5/8-12	26.92
2500-24-24	1-7/8-12	1-7/8-12	48.56
2500-32-32	2-1/2-12	2-1/2-12	76.90

ASK FOR QUANTITY DISCOUNT ***Prices subject to change without notice.***

 © Baum Hydraulics Corporation

JIC to Pipe Elbow 90°

Drop Length = Middle of JIC to End of Male Pipe Threads.

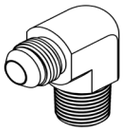

Baum Part #	Side 1 Male JIC	Side 2 Male Pipe	Price
2501-02-02	5/16-24	1/8-27	$4.80
2501-02-04	5/16-24	1/4-18	38.16
2501-03-02	3/8-24	1/8-27	4.91
2501-04-02	7/16-20	1/8-27	3.01
2501-04-04	7/16-20	1/4-18	3.16
2501-04-06	7/16-20	3/8-18	4.99
2501-04-08	7/16-20	1/2-14	6.17
2501-04-12	7/16-20	3/4-14	23.90
2501-05-02	1/2-20	1/8-27	4.15
2501-05-04	1/2-20	1/4-18	3.75
2501-05-06	1/2-20	3/8-18	4.16
2501-05-08	1/2-20	1/2-14	12.53
2501-06-02	9/16-18	1/8-27	3.24
2501-06-04	9/16-18	1/4-18	3.39
2501-06-06	9/16-18	3/8-18	4.49
2501-06-08	9/16-18	1/2-14	5.87
2501-06-12	9/16-18	3/4-14	8.91
2501-08-02	3/4-16	1/8-27	8.65
2501-08-04	3/4-16	1/4-18	6.02
2501-08-06	3/4-16	3/8-18	5.29
2501-08-08	3/4-16	1/2-14	5.79
2501-08-12	3/4-16	3/4-14	9.14
2501-08-16	3/4-16	1-11 1/2	18.51
2501-10-04	7/8-14	1/4-18	Call
2501-10-06	7/8-14	3/8-18	6.44
2501-10-08	7/8-14	1/2-14	7.12
2501-10-12	7/8-14	3/4-14	9.64
2501-10-16	7/8-14	1-11 1/2	16.03
2501-12-06	1-1/16-12	3/8-18	9.67
2501-12-08	1-1/16-12	1/2-14	9.94
2501-12-12	1-1/16-12	3/4-14	9.83
2501-12-16	1-1/16-12	1-11 1/2	15.96
2501-12-20	1-1/16-12	1-1/4-11 1/2	39.30

Continued

Baum Part #	Side 1 Male JIC	Side 2 Male Pipe	Price
2501-14-12	1-3/16-12	3/4-14	$14.85
2501-14-16	1-3/16-12	1-11 1/2	32.25
2501-16-08	1-5/16-12	1/2-14	12.91
2501-16-12	1-5/16-12	3/4-14	15.62
2501-16-16	1-5/16-12	1-11 1/2	16.07
2501-16-20	1-5/16-12	1-1/4-11 1/2	33.63
2501-16-24	1-5/16-12	1-1/2-11 1/2	57.93
2501-20-12	1-5/8-12	3/4-14	Call
2501-20-16	1-5/8-12	1-11 1/2	21.90
2501-20-20	1-5/8-12	1-1/4-11 1/2	30.28
2501-20-24	1-5/8-12	1-1/2-11 1/2	35.50
2501-24-16	1-7/8-12	1-11 1/2	44.33
2501-24-20	1-7/8-12	1-1/4-11 1/2	34.47
2501-24-24	1-7/8-12	1-1/2-11 1/2	33.03
2501-24-32	1-7/8-12	2-11 1/2	126.86
2501-32-24	2-1/2-12	1-1/2-11 1/2	68.48
2501-32-32	2-1/2-12	2-11 1/2	79.64
2501-40-40	3/12	2-1/2-8	Call

JIC to Pipe - Long Elbow 90°

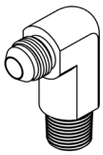

Baum Part #	Side 1 Male JIC	Side 2 Male Pipe	Drop Length	Price
2501-L-04-02	7/16-20	1/8-27	1.17	Call
2501-L-04-04	7/16-20	1/4-18	1.58	Call
2501-L-05-02	1/2-20	1/8-27	1.17	Call
2501-L-05-04	1/2-20	1/4-18	1.58	Call
2501-L-06-02	9/16-18	1/8-27	1.23	Call
2501-L-06-04	9/16-18	1/4-18	1.58	Call
2501-L-06-06	9/16-18	3/8-18	1.82	Call
2501-L-06-08	9/16-18	1/2-14	2.17	Call

2501-L Series Continued next page

Hydraulic Adapters and Fittings

JIC to Pipe - Long Elbow 90°

Baum Part #	Side 1 Male JIC	Side 2 Male Pipe	Drop Length	Price
2501-L-08-04	3/4-16	1/4-18	1.66	Call
2501-L-08-06	3/4-16	3/8-18	1.82	Call
2501-L-08-08	3/4-16	1/2-14	2.17	Call
2501-L-08-12	3/4-16	3/4-14	2.44	Call
2501-L-10-08	7/8-14	1/2-14	2.17	Call
2501-L-12-08	1-1/16-12	1/2-14	2.44	Call
2501-L-12-12	1-1/16-12	3/4-14	2.44	Call
2501-L-12-16	1-1/16-12	1-11 1/2	3.01	Call
2501-L-14-12	1-3/16-12	3/4-14	2.59	Call
2501-L-16-12	1-5/16-12	3/4-14	2.63	Call
2501-L-16-16	1-5/16-12	1-11 1/2	3.01	Call
2501-L-20-20	1-5/8-12	1-1/4-11 1/2	3.69	Call
2501-L-24-24	1-7/8-12	1-1/2-11 1/2	4.10	Call

JIC to Pipe Swivel Elbow 90°

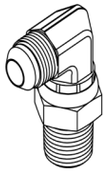

Baum Part #	Side 1 Male JIC	Side 2 Male Pipe Swivel	Price
2501-S-04-04	7/16-20	1/4-18	Call
2501-S-06-04	9/16-18	1/4-18	Call
2501-S-06-06	9/16-18	3/8-18	Call
2501-S-08-06	3/4-16	3/8-18	Call
2501-S-08-08	3/4-16	1/2-14	Call
2501-S-10-08	7/8-14	1/2-14	Call
2501-S-12-12	1-1/16-12	3/4-14	Call

JIC to Pipe - Elbow 90°

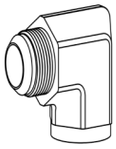

Baum Part #	Side 1 Male JIC	Side 2 Female Pipe	Price
2502-02-02	5/16-24	1/8-27	$4.75
2502-03-02	3/8-24	1/8-27	4.65
2502-04-02	7/16-20	1/8-27	3.84
2502-04-04	7/16-20	1/4-18	3.98
2502-04-06	7/16-20	3/8-18	6.17
2502-04-08	7/16-20	1/2-14	Call
2502-05-02	1/2-20	1/8-27	4.68
2502-05-04	1/2-20	1/4-18	5.39
2502-05-06	1/2-20	3/8-18	129.77
2502-06-02	9/16-18	1/8-27	4.80
2502-06-04	9/16-18	1/4-18	4.34
2502-06-06	9/16-18	3/8-18	5.75
2502-06-08	9/16-18	1/2-14	7.82
2502-08-04	3/4-16	1/4-18	7.59
2502-08-06	3/4-16	3/8-18	5.58
2502-08-08	3/4-16	1/2-14	9.45
2502-08-12	3/4-16	3/4-14	14.44
2502-10-06	7/8-14	3/8-18	17.67
2502-10-08	7/8-14	1/2-14	10.36
2502-12-08	1-1/16-12	1/2-14	10.28
2502-12-12	1-1/16-12	3/4-14	14.89
2502-12-16	1-1/16-12	1-11 1/2	Call
2502-14-12	1-3/16-12	3/4-14	22.01
2502-16-12	1-5/16-12	3/4-14	17.94
2502-16-16	1-5/16-12	1-11 1/2	20.20
2502-20-20	1-5/8-12	1-1/4-11 1/2	28.50
2502-24-24	1-7/8-12	1-1/2-11 1/2	60.44
2502-32-32	2-1/2-12	2-11 1/2	146.86

ASK FOR QUANTITY DISCOUNT *Prices subject to change without notice.*

BAUM HYDRAULICS CORPORATION
1-800-228-9222 / e-mail: sales@baumhydraulics.com
Fax: 1-800-832-2522 / www.baumhydraulics.com / © Baum Hydraulics Corporation

Hydraulic Adapters and Fittings

JIC to Pipe - Elbow 45°

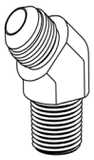

Baum Part #	Side 1 Male JIC	Side 2 Male Pipe	Price
2503-02-02	5/16-24	1/8-27	$3.01
2503-03-02	3/8-24	1/8-27	3.01
2503-04-02	7/16-20	1/8-27	3.92
2503-04-04	7/16-20	1/4-18	3.92
2503-04-06	7/16-20	3/8-18	5.26
2503-04-08	7/16-20	1/2-14	7.69
2503-05-02	1/2-20	1/8-27	4.72
2503-05-04	1/2-20	1/4-18	3.77
2503-05-06	1/2-20	3/8-18	Call
2503-06-02	9/16-18	1/8-27	4.91
2503-06-04	9/16-18	1/4-18	4.65
2503-06-06	9/16-18	3/8-18	5.90
2503-06-08	9/16-18	1/2-14	7.43
2503-06-12	9/16-18	3/4-14	11.65
2503-08-04	3/4-16	1/4-18	4.04
2503-08-06	3/4-16	3/8-18	6.06
2503-08-08	3/4-16	1/2-14	6.86
2503-08-12	3/4-16	3/4-14	9.29
2503-10-06	7/8-14	3/8-18	12.49
2503-10-08	7/8-14	1/2-14	7.58
2503-10-12	7/8-14	3/4-14	6.93
2503-12-08	1-1/16-12	1/2-14	7.91
2503-12-12	1-1/16-12	3/4-14	10.44
2503-12-16	1-1/16-12	1-11 1/2	13.12
2503-14-12	1-3/16-12	3/4-14	13.06
2503-16-08	1-5/16-12	1/2-14	12.64
2503-16-12	1-5/16-12	3/4-14	13.07
2503-16-16	1-5/16-12	1-11 1/2	15.88
2503-16-20	1-5/16-12	1-1/4-11 1/2	34.83
2503-20-16	1-5/8-12	1-11 1/2	31.34
2503-20-20	1-5/8-12	1-1/4-11 1/2	23.42
2503-20-24	1-5/8-12	1-1/2-11 1/2	50.39
2503-24-24	1-7/8-12	1-1/2-11 1/2	48.03
2503-32-32	2-1/2-12	2-11 1/2	75.60
2503-40-40	3-12	2-1/2-8	Call

JIC Union Elbow 45°

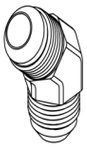

Baum Part #	Side 1 Male JIC	Side 2 Male JIC	Price
2504-04-04	7/16-20	7/16-20	$8.42
2504-06-04	9/16-18	7/16-20	10.59
2504-06-06	9/16-18	9/16-18	10.13
2504-08-08	3/4-16	3/4-16	10.32
2504-10-10	7/8-14	7/8-14	14.24
2504-12-12	1-1/16-12	1-1/16-12	15.92
2504-16-16	1-5/16-12	1-5/16-12	13.49
2504-20-20	1-5/8-12	1-5/8-12	145.14
2504-32-32	2-1/2-12	2-1/2-12	Call

JIC to Pipe - Elbow 45°

Baum Part #	Side 1 Male JIC	Side 2 Female Pipe	Price
2505-04-04	7/16-20	1/4-18	$15.35
2505-06-04	9/16-18	1/4-18	16.26
2505-06-06	9/16-18	3/8-18	20.00
2505-08-06	3/4-16	3/8-18	18.28
2505-08-08	3/4-16	1/2-14	24.60
2505-10-08	7/8-14	1/2-14	28.87
2505-12-12	1-1/16-12	3/4-14	29.29
2505-16-16	1-5/16-12	1-11 1/2	35.57
2505-20-20	1-5/8-12	1-1/4-11 1/2	Call

Prices subject to change without notice. **ASK FOR QUANTITY DISCOUNT**

Hydraulic Adapters and Fittings

JIC to Pipe Branch Tee

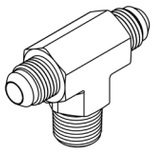

Baum Part #	Side 1 Male JIC	Side 2 Male JIC	Side 3 Male Pipe	Price
2601-03-03-02	3/8-24	3/8-24	1/8-27	$6.21
2601-04-04-02	7/16-20	7/16-20	1/8-27	4.07
2601-04-04-04	7/16-20	7/16-20	1/4-18	6.28
2601-04-04-06	7/16-20	7/16-20	3/8-18	7.36
2601-05-05-02	1/2-20	1/2-20	1/8-27	5.94
2601-05-05-04	1/2-20	1/2-20	1/4-18	7.54
2601-06-06-04	9/16-18	9/16-18	1/4-18	5.75
2601-06-06-06	9/16-18	9/16-18	3/8-18	8.42
2601-06-06-08	9/16-18	9/16-18	1/2-14	11.88
2601-08-08-04	3/4-16	3/4-16	1/4-18	Call
2601-08-08-06	3/4-16	3/4-16	3/8-18	7.04
2601-08-08-08	3/4-16	3/4-16	1/2-14	10.28
2601-08-08-12	3/4-16	3/4-16	3/4-14	30.71
2601-10-10-06	7/8-14	7/8-14	3/8-18	14.99
2601-10-10-08	7/8-14	7/8-14	1/2-14	10.93
2601-10-10-12	7/8-14	7/8-14	3/4-14	Call
2601-12-12-08	1-1/16-12	1-1/16-12	1/2-14	20.34
2601-12-12-12	1-1/16-12	1-1/16-12	3/4-14	15.08
2601-14-14-12	1-3/16-12	1-3/16-12	3/4-14	22.01
2601-16-16-12	1-5/16-12	1-5/16-12	3/4-14	41.06
2601-16-16-16	1-5/16-12	1-5/16-12	1-11 1/2	24.34
2601-20-20-20	1-5/8-12	1-5/8-12	1-1/4-11 1/2	41.40
2601-24-24-24	1-7/8-12	1-7/8-12	1-1/2-11 1/2	73.32
2601-32-32-32	2-1/2-12	2-1/2-12	2-11 1/2	201.55

JIC to Pipe Branch Tee

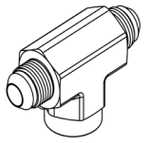

Baum Part #	Side 1 Male JIC	Side 2 Male JIC	Side 3 Female Pipe	Price
2602-03-03-02	3/8-24	3/8-24	1/8-27	Call
2602-04-04-02	7/16-20	7/16-20	1/8-27	5.79
2602-04-04-04	7/16-20	7/16-20	1/4-18	6.72
2602-05-05-02	1/2-20	1/2-20	1/8-27	10.05
2602-06-06-04	9/16-18	9/16-18	1/4-18	7.50
2602-06-06-06	9/16-18	9/16-18	3/8-18	8.91
2602-08-06-06	3/4-16	9/16-18	3/8-18	14.03
2602-08-08-04	3/4-16	3/4-16	1/4-18	Call
2602-08-08-06	3/4-16	3/4-16	3/8-18	8.30
2602-08-08-08	3/4-16	3/4-16	1/2-14	13.44
2602-10-10-08	7/8-14	7/8-14	1/2-14	13.99
2602-12-12-08	1-1/16-12	1-1/16-12	1/2-14	Call
2602-12-12-12	1-1/16-12	1-1/16-12	3/4-14	20.02
2602-14-14-12	1-3/16-12	1-3/16-12	3/4-14	Call
2602-16-16-16	1-5/16-12	1-5/16-12	1-11 1/2	30.52
2602-20-20-16	1-5/8-12	1-5/8-12	1-11 1/2	Call
2602-20-20-20	1-5/8-12	1-5/8-12	1-1/4-11 1/2	40.18
2602-24-24-24	1-7/8-12	1-7/8-12	1-1/2-11 1/2	83.33
2602-32-32-32	2-1/2-12	2-1/2-12	2-11 1/2	294.63

JIC Union Tee



Baum Part #	Side 1 Male JIC	Side 2 Male JIC	Side 3 Male JIC	Price
2603-02-02-02	5/16-24	5/16-24	5/16-24	$5.26
2603-03-03-03	3/8-24	3/8-24	3/8-24	5.33
2603-04-04-03	7/16-20	7/16-20	3/8-24	Call
2603-04-04-04	7/16-20	7/16-20	7/16-20	4.65
2603-04-04-06	7/16-20	7/16-20	9/16-18	10.02
2603-05-05-05	1/2-20	1/2-20	1/2-20	7.12
2603-06-06-06	9/16-18	9/16-18	9/16-18	5.26
2603-06-06-08	9/16-18	9/16-18	3/4-16	12.80
2603-08-06-08	3/4-16	9/16-18	3/4-16	26.19

2603 Series Continued next page

ASK FOR QUANTITY DISCOUNT *Prices subject to change without notice.*

 © Baum Hydraulics Corporation

JIC Union Tee



Baum Part #	Side 1 Male JIC	Side 2 Male JIC	Side 3 Male JIC	Price
2603-08-08-06	3/4-16	3/4-16	9/16-18	$12.95
2603-08-08-08	3/4-16	3/4-16	3/4-16	8.15
2603-08-08-10	3/4-16	3/4-16	7/8-14	10.74
2603-10-08-08	7/8-14	3/4-16	3/4-16	12.26
2603-10-10-08	7/8-14	7/8-14	3/4-16	Call
2603-10-10-10	7/8-14	7/8-14	7/8-14	11.08
2603-10-10-12	7/8-14	7/8-14	1-1/16-12	Call
2603-12-12-08	1-1/16-12	1-1/16-12	3/4-16	17.10
2603-12-12-12	1-1/16-12	1-1/16-12	1-1/16-12	16.00
2603-12-12-16	1-1/16-12	1-1/16-12	1-5/16-12	Call
2603-12-16-12	1-1/16-12	1-5/16-12	1-1/16-12	Call
2603-14-14-14	1-3/16-12	1-3/16-12	1-3/16-12	23.12
2603-16-16-12	1-5/16-12	1-5/16-12	1-1/16-12	23.92
2603-16-16-16	1-5/16-12	1-5/16-12	1-5/16-12	22.47
2603-16-16-20	1-5/16-12	1-5/16-12	1-5/8-12	53.51
2603-20-16-16	1-5/8-12	1-5/16-12	1-5/16-12	Call
2603-20-20-20	1-5/8-12	1-5/8-12	1-5/8-12	39.88
2603-24-16-16	1-7/8-12	1-5/16-12	1-5/16-12	Call
2603-24-24-24	1-7/8-12	1-7/8-12	1-7/8-12	62.54
2603-32-32-32	2-1/2-12	2-1/2-12	2-1/2-12	206.27

JIC to Pipe Run Tee

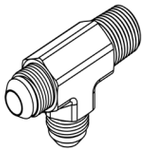

Continued

Baum Part #	Side 1 Male JIC	Side 2 Male JIC	Side 3 Male JIC	Price
2605-06-06-06	9/16-18	3/8-18	9/16-18	$7.85
2605-06-08-06	9/16-18	1/2-14	9/16-18	Call
2605-08-04-08	3/4-16	1/4-18	3/4-16	13.63
2605-08-06-08	3/4-16	3/8-18	3/4-16	10.27
2605-08-08-08	3/4-16	1/2-14	3/4-16	10.44
2605-08-12-08	3/4-16	3/4-14	3/4-16	31.03
2605-10-08-10	7/8-14	1/2-14	7/8-14	11.04
2605-10-12-10	7/8-14	3/4-14	7/8-14	Call
2605-12-08-12	1-1/16-12	1/2-14	1-1/16-12	Call
2605-12-12-08	1-1/16-12	3/4-14	3/4-16	43.14
2605-12-12-12	1-1/16-12	3/4-14	1-1/16-12	11.69
2605-12-16-12	1-1/16-12	1-11 1/2	1-1/16-12	Call
2605-12-16-16	1-1/16-12	1-11 1/2	1-5/16-12	97.96
2605-14-12-14	1-3/16-12	3/4-14	1-3/16-12	21.90
2605-16-12-16	1-5/16-12	3/4-14	1-5/16-12	Call
2605-16-16-16	1-5/16-12	1-11 1/2	1-5/16-12	26.70
2605-20-20-20	1-5/8-12	1-1/4-11 1/2	1-5/8-12	40.26
2605-24-24-24	1-7/8-12	1-1/2-11 1/2	1-7/8-12	51.80
2605-32-32-32	2-1/2-12	2-11 1/2	2-1/2-12	149.64

JIC to Pipe Run Tee

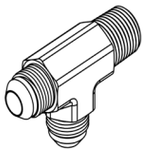

Baum Part #	Side 1 Male JIC	Side 2 Male JIC	Side 3 Male JIC	Price
2605-03-02-03	3/8-24	1/8-27	3/8-24	$6.02
2605-04-02-04	7/16-20	1/8-27	7/16-20	4.27
2605-04-04-04	7/16-20	1/4-18	7/16-20	5.03
2605-05-02-05	1/2-20	1/8-27	1/2-20	7.46
2605-05-04-05	1/2-20	1/4-18	1/2-20	10.55
2605-06-02-06	9/16-18	1/8-27	9/16-18	7.08
2605-06-04-06	9/16-18	1/4-18	9/16-18	5.94
2605-06-06-04	9/16-18	3/8-18	7/16-20	Call

JIC to Pipe Run Tee

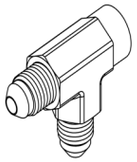

Baum Part #	Side 1 Male JIC	Side 2 Female Pipe	Side 3 Male JIC	Price
2606-03-02-03	3/8-24	1/8-27	3/8-24	$24.68
2606-03-04-03	3/8-24	1/4-18	3/8-24	Call
2606-04-02-04	7/16-20	1/8-27	7/16-20	9.37
2606-04-04-04	7/16-20	1/4-18	7/16-20	8.96
2606-05-02-05	1/2-20	1/8-27	1/2-20	Call
2606-06-04-06	9/16-18	1/4-18	9/16-18	8.55
2606-06-06-06	9/16-18	3/8-18	9/16-18	11.43
2606-08-06-08	3/4-16	3/8-18	3/4-16	12.43
2606-08-08-08	3/4-16	1/2-14	3/4-16	17.33

2606 Series Continued next page

Prices subject to change without notice. **ASK FOR QUANTITY DISCOUNT**

Hydraulic Adapters and Fittings

JIC to Pipe Run Tee

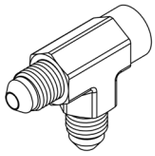

Baum Part #	Side 1 Male JIC	Side 2 Female Pipe	Side 3 Male JIC	Price
2606-10-08-10	7/8-14	1/2-14	7/8-14	$16.00
2606-12-12-12	1-1/16-12	3/4-14	1-1/16-12	22.71
2606-14-12-14	1-3/16-12	3/4-14	1-3/16-12	32.72
2606-16-16-16	1-5/16-12	1-11 1/2	1-5/16-12	36.48
2606-20-20-20	1-5/8-12	1-1/4-11 1/2	1-5/8-12	52.98
2606-24-24-24	1-7/8-12	1-1/2-11 1/2	1-7/8-12	116.54
2606-32-32-32	2-1/2-12	2-11 1/2	2-1/2-12	202.65

JIC to Pipe Run Tee

Baum Part #	Side 1 Male JIC	Side 2 Male Pipe	Side 3 Female Pipe	Price
2611-04-02-02	7/16-20	1/8-27	1/8-27	Call
2611-06-06-06	9/16-18	3/8-18	3/8-18	Call
2611-08-06-06	3/4-16	3/8-18	3/8-18	Call
2611-08-08-08	3/4-16	1/2-14	1/2-14	24.68
2611-12-12-12	1-1/16-12	3/4-14	3/4-14	42.14
2611-16-16-16	1-5/16-12	1-11 1/2	1-11 1/2	47.84
2611-20-20-20	1-5/8-12	1-1/4-11 1/2	1-1/4-11 1/2	122.14

Baum Part #	Side 1 Male JIC	Side 2 Male Pipe	Side 3 Male Pipe	Price
2607-04-02-02	7/16-20	1/8-27	1/8-27	$4.95
2607-06-04-04	9/16-18	1/4-18	1/4-18	Call
2607-08-06-06	3/4-16	3/8-18	3/8-18	Call
2607-08-08-08	3/4-16	1/2-14	1/2-14	18.65
2607-10-08-08	7/8-14	1/2-14	1/2-14	Call
2607-12-12-12	1-1/16-12	3/4-14	3/4-14	21.52
2607-16-16-16	1-5/16-12	1-11 1/2	1-11 1/2	Call
2607-20-20-20	1-5/8-12	1-1/4-11 1/2	1-1/4-11 1/2	Call
2607-24-24-24	1-7/8-12	1-1/2-11 1/2	1-1/2-11 1/2	138.78

JIC to Pipe Run Tee

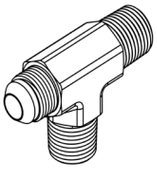

JIC Union Cross

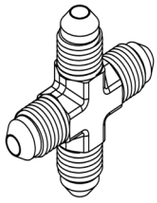

Baum Part #	Side 1 Male JIC	Side 2 Male JIC	Side 3 Male JIC	Side 4 Male JIC	Price
2650-02-02-02-02	5/16-24	5/16-24	5/16-24	5/16-24	$7.81
2650-04-04-04-04	7/16-20	7/16-20	7/16-20	7/16-20	9.64
2650-05-05-05-05	1/2-20	1/2-20	1/2-20	1/2-20	11.65
2650-06-06-06-06	9/16-18	9/16-18	9/16-18	9/16-18	11.39
2650-08-08-08-08	3/4-16	3/4-16	3/4-16	3/4-16	13.75
2650-10-10-10-10	7/8-14	7/8-14	7/8-14	7/8-14	17.96
2650-12-12-12-12	1-1/16-12	1-1/16-12	1-1/16-12	1-1/16-12	22.07
2650-14-14-14-14	1-3/16-12	1-3/16-12	1-3/16-12	1-3/16-12	Call
2650-16-16-16-16	1-5/16-12	1-5/16-12	1-5/16-12	1-5/16-12	29.33
2650-20-20-20-20	1-5/8-12	1-5/8-12	1-5/8-12	1-5/8-12	61.09
2650-24-24-24-24	1-7/8-12	1-7/8-12	1-7/8-12	1-7/8-12	98.22
2650-32-32-32-32	2-1/2-12	2-1/2-12	2-1/2-12	2-1/2-12	494.89

ASK FOR QUANTITY DISCOUNT *Prices subject to change without notice.*

 © Baum Hydraulics Corporation

Flareless JIC Tube Sleeve

Baum Part #	Tube Size	Price
419-03	3/16	$36.83
419-04	1/4	3.43
419-05	5/16	23.23
419-06	3/8	10.70
419-08	1/2	8.71
419-10	5/8	5.22
419-12	3/4	5.41
419-16	1	54.16
419-20	1-1/4	36.76
419-24	1-1/2	128.65
419-32	2	Call

Braze Port to JIC Elbow 90°

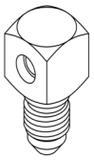

Baum Part #	Braze Port	Side 2 Male JIC	Price
500-04-04	1/4	7/16-20	Call
500-06-06	3/8	9/16-18	Call
500-08-08	1/2	3/4-16	Call
500-10-10	5/8	7/8-14	Call
500-12-12	3/4	1-1/16-12	Call
500-16-16	1	1-5/16-12	Call
500-20-20	1-1/4	1-5/8-12	Call
500-24-24	1-1/2	1-7/8-12	Call

JIC to O-Ring

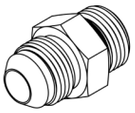

Baum Part #	Side 1 Male JIC	Side 2 Male O-Ring	Price
6400-02-02	5/16-24	5/16-24	$6.86
6400-03-02	3/8-24	5/16-24	Call
6400-03-03	3/8-24	3/8-24	4.53
6400-03-06	3/8-24	9/16-18	Call
6400-04-02	7/16-20	5/16-24	6.47
6400-04-03	7/16-20	3/8-24	4.08
6400-04-04	7/16-20	7/16-20	1.45
6400-04-05	7/16-20	1/2-20	2.97
6400-04-06	7/16-20	9/16-18	2.02
6400-04-08	7/16-20	3/4-16	3.77
6400-04-10	7/16-20	7/8-14	4.65
6400-04-12	7/16-20	1-1/16-12	19.46
6400-05-02	1/2-20	5/16-24	Call
6400-05-04	1/2-20	7/16-20	3.58
6400-05-05	1/2-20	1/2-20	2.44
6400-05-06	1/2-20	9/16-18	3.20
6400-05-08	1/2-20	3/4-16	Call
6400-06-04	9/16-18	7/16-20	2.06
6400-06-05	9/16-18	1/2-20	2.78
6400-06-06	9/16-18	9/16-18	1.60
6400-06-08	9/16-18	3/4-16	2.59
6400-06-10	9/16-18	7/8-14	3.47
6400-06-12	9/16-18	1-1/16-12	7.43
6400-06-16	9/16-18	1-5/16-12	11.81
6400-08-04	3/4-16	7/16-20	3.62
6400-08-05	3/4-16	1/2-20	16.26
6400-08-06	3/4-16	9/16-18	2.93
6400-08-08	3/4-16	3/4-16	2.44
6400-08-10	3/4-16	7/8-14	3.58
6400-08-12	3/4-16	1-1/16-12	5.10
6400-08-14	3/4-16	1-3/16-12	Call
6400-08-16	3/4-16	1-5/16-12	11.43
6400-08-24	3/4-16	1-7/8-12	Call
6400-10-04	7/8-14	7/16-20	33.36
6400-10-06	7/8-14	9/16-18	5.79
6400-10-08	7/8-14	3/4-16	3.92

6400 Series Continued next page

Hydraulic Adapters and Fittings

JIC to O-Ring

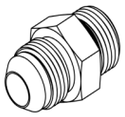

Baum Part #	Side 1 Male JIC	Side 2 Male O-Ring	Price
6400-10-10	7/8-14	7/8-14	$3.50
6400-10-12	7/8-14	1-1/16-12	5.87
6400-10-14	7/8-14	1-3/16-12	26.70
6400-10-16	7/8-14	1-5/16-12	9.60
6400-10-20	7/8-14	1-5/8-12	Call
6400-12-04	1-1/16-12	7/16-20	79.22
6400-12-06	1-1/16-12	9/16-18	19.70
6400-12-08	1-1/16-12	3/4-16	5.67
6400-12-10	1-1/16-12	7/8-14	5.48
6400-12-12	1-1/16-12	1-1/16-12	5.64
6400-12-14	1-1/16-12	1-3/16-12	9.45
6400-12-16	1-1/16-12	1-5/16-12	8.46
6400-12-20	1-1/16-12	1-5/8-12	17.44
6400-12-24	1-1/16-12	1-7/8-12	68.67
6400-14-10	1-3/16-12	7/8-14	31.31
6400-14-12	1-3/16-12	1-1/16-12	34.32
6400-14-14	1-3/16-12	1-3/16-12	10.28
6400-14-16	1-3/16-12	1-5/16-12	53.74
6400-16-08	1-5/16-12	3/4-16	Call
6400-16-10	1-5/16-12	7/8-14	10.66
6400-16-12	1-5/16-12	1-1/16-12	7.69
6400-16-14	1-5/16-12	1-3/16-12	29.10
6400-16-16	1-5/16-12	1-5/16-12	8.11
6400-16-20	1-5/16-12	1-5/8-12	15.08
6400-16-24	1-5/16-12	1-7/8-12	29.40
6400-20-12	1-5/8-12	1-1/16-12	34.09
6400-20-16	1-5/-12	1-5/16-12	15.27
6400-20-20	1-5/8-12	1-5/8-12	16.49
6400-20-24	1-5/8-12	1-7/8-12	26.70
6400-20-32	1-5/8-12	2-1/2-12	Call
6400-24-16	1-7/8-12	1-5/16-12	57.09
6400-24-20	1-7/8-12	1-5/8-12	21.25
6400-24-24	1-7/8-12	1-7/8-12	19.97
6400-24-32	1-7/8-12	2-1/2-12	82.00
6400-32-20	2-1/2-12	1-5/8-12	59.19
6400-32-24	2-1/2-12	1-7/8-12	43.91
6400-32-32	2-1/2-12	2-1/2-12	52.22

JIC to O-Ring - Long

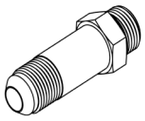

Baum Part #	Side 1 Male JIC	Side 2 Male O-Ring	Overall Adapter Length	Price
6400-L-04-04	7/16-20	7/16-20	2.08	$4.65
6400-L-05-05	1/2-20	1/2-20	2.14	Call
6400-L-06-06	9/16-18	9/16-18	2.31	6.17
6400-L-06-08	9/16-18	3/4-16	2.60	10.51
6400-L-08-08	3/4-16	3/4-16	2.70	8.11
6400-L-08-10	3/4-16	7/8-14	2.94	15.31
6400-L-10-10	7/8-14	7/8-14	3.04	9.33
6400-L-12-10	1-1/16-12	7/8-14	3.52	73.47
6400-L-12-12	1-1/16-12	1-1/16-12	3.61	21.37
6400-L-12-16	1-1/16-12	1-5/16-12	3.93	27.99
6400-L-14-14	1-3/16-12	1-3/16-12	3.80	Call
6400-L-16-12	1-5/16-12	1-1/16-12	3.98	Call
6400-L-16-16	1-5/16-12	1-5/16-12	3.98	26.74
6400-L-20-16	1-5/8-12	1-5/16-12	4.85	58.77
6400-L-20-20	1-5/8-12	1-5/8-12	4.69	53.06
6400-L-24-24	1-7/8-12	1-7/8-12	5.17	272.54

O-Ring to JIC Swivel

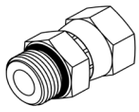

Baum Part #	Side 1 Male O-Ring	Side 2 Female JIC Swivel	Price
6402-04-04	7/16-20	7/16-20	$5.10
6402-05-05	1/2-20	1/2-20	Call
6402-06-04	9/16-18	7/16-20	10.93
6402-06-06	9/16-18	9/16-18	5.52
6402-06-08	9/16-18	3/4-16	11.01
6402-08-06	3/4-16	9/16-18	9.33
6402-08-08	3/4-16	3/4-16	6.25
6402-08-10	3/4-16	7/8-14	33.36
6402-10-08	7/8-14	3/4-16	17.29
6402-10-10	7/8-14	7/4-14	9.94

6402 Series Continued next page

ASK FOR QUANTITY DISCOUNT *Prices subject to change without notice.*

 © Baum Hydraulics Corporation

Hydraulic Adapters and Fittings

O-Ring to JIC Swivel

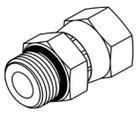

Baum Part #	Side 1 Male O-Ring	Side 2 Female JIC Swivel	Price
6402-10-12	7/8-14	1-1/16-12	$32.03
6402-12-10	1-1/16-12	7/8-14	22.01
6402-12-12	1-1/16-12	1-1/16-12	11.50
6402-12-16	1-1/16-12	1-5/16-12	52.67
6402-14-14	1-3/16-12	1-3/16-12	Call
6402-16-12	1-5/16-12	1-1/16-12	41.13
6402-16-16	1-5/16-12	1-5/16-12	18.05
6402-16-20	1-5/16-12	1-5/8-12	120.31
6402-20-20	1-5/8-12	1-5/8-12	46.88
6402-24-24	1-7/8-12	1-7/8-12	72.93

JIC Swivel to Pipe Elbow 90°

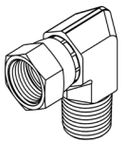

Baum Part #	Side 1 Female JIC Swivel	Side 2 Male Pipe	Price
6501-04-02	7/16-20	1/8-27	$3.50
6501-04-04	7/16-20	1/4-18	5.56
6501-04-06	7/16-20	3/8-18	8.11
6501-05-02	1/2-20	1/8-27	Call
6501-05-04	1/2-20	1/4-18	Call
6501-06-04	9/16-18	1/4-18	5.56
6501-06-06	9/16-18	3/8-18	6.78
6501-06-08	9/16-18	1/2-14	8.76
6501-08-06	3/4-16	3/8-18	9.14
6501-08-08	3/4-16	1/2-14	10.32
6501-08-12	3/4-16	3/4-14	20.34
6501-10-08	7/8-14	1/2-14	10.78
6501-12-08	1-1/16-12	1/2-14	26.81
6501-12-12	1-1/16-12	3/4-14	12.64
6501-14-12	1-3/16-12	3/4-14	Call
6501-16-16	1-5/16-12	1-11 1/2	21.02
6501-20-20	1-5/8-12	1-1/4-11 1/2	33.40
6501-24-24	1-7/8-12	1-1/2-11 1/2	48.03
6501-32-32	2-1/2-12	2-11 1/2	212.48

JIC to JIC Swivel

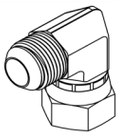

Baum Part #	Side 1 Male JIC	Side 2 Female JIC Swivel	Price
6500-02-02	5/16-24	5/16-24	$6.32
6500-03-03	3/8-24	3/8-24	5.60
6500-04-04	7/16-20	7/16-20	3.92
6500-04-06	7/16-20	9/16-18	8.11
6500-05-05	1/2-20	1/2-20	5.75
6500-06-04	9/16-18	7/16-20	6.06
6500-06-06	9/16-18	9/16-18	5.03
6500-06-08	9/16-18	3/4-16	7.85
6500-08-06	3/4-16	9/16-18	8.11
6500-08-08	3/4-16	3/4-16	7.01
6500-08-10	3/4-16	7/8-14	10.93
6500-08-12	3/4-16	1-1/16-12	16.15
6500-10-08	7/8-14	3/4-16	12.49
6500-10-10	7/8-14	7/8-14	8.76
6500-10-12	7/8-14	1-1/16-12	16.91
6500-12-10	1-1/16-12	7/8-14	13.37
6500-12-12	1-1/16-12	1-1/16-12	12.57
6500-12-16	1-1/16-12	1-5/16-12	29.71
6500-14-14	1-3/16-12	1-3/16-12	21.98
6500-16-12	1-5/16-12	1-1/16-12	Call
6500-16-16	1-5/16-12	1-5/16-12	19.61
6500-20-20	1-5/8-12	1-5/8-12	44.03
6500-24-24	1-7/8-12	1-7/8-12	49.95
6500-32-32	2-1/2-12	2-1/2-12	126.37

Prices subject to change without notice. **ASK FOR QUANTITY DISCOUNT**

Hydraulic Adapters and Fittings

JIC Swivel Elbow 45°

Baum Part #	Side 1 Male JIC	Side 2 Female JIC Swivel	Price
6502-02-02	5/16-24	5/16-24	$2.13
6502-03-03	3/8-24	3/8-24	13.37
6502-04-04	7/16-20	7/16-20	6.06
6502-05-05	1/2-20	1/2-20	8.42
6502-06-06	9/16-18	9/16-18	5.33
6502-08-08	3/4-16	3/4-16	6.82
6502-10-10	7/8-14	7/8-14	11.08
6502-12-12	1-1/16-12	1-1/16-12	12.87
6502-14-14	1-3/16-12	1-3/16-12	25.56
6502-16-12	1-5/16-12	1-1/16-12	Call
6502-16-16	1-5/16-12	1-5/16-12	22.70
6502-20-20	1-5/8-12	1-5/8-12	45.02
6502-24-24	1-7/8-12	1-7/8-12	51.09
6502-32-32	2-1/2-12	2-1/2-12	117.38

JIC Swivel EXTENDER

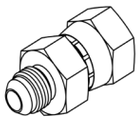

Baum Part #	Side 1 Male JIC	Side 2 Female JIC Swivel	Price
6504-03-04	3/8-24	7/16-20	$24.49
6504-04-04	7/16-20	7/16-20	6.86
6504-04-05	7/16-20	1/2-20	Call
6504-05-05	1/2-20	1/2-20	Call
6504-06-04	9/16-18	7/16-20	12.49
6504-06-05	9/16-18	1/2-20	Call
6504-06-06	9/16-18	9/16-18	6.40
6504-06-08	9/16-18	3/4-16	18.85
6504-08-06	3/4-16	9/16-18	Call
6504-08-08	3/4-16	3/4-16	7.58
6504-08-10	3/4-16	7/8-14	21.25
6504-10-10	7/8-14	7/8-14	9.37
6504-10-12	7/8-14	1-1/16-12	Call
6504-12-12	1-1/16-12	1-1/16-12	12.99
6504-16-16	1-5/16-12	1-5/16-12	15.92
6504-20-20	1-5/8-12	1-5/8-12	20.07
6504-24-24	1-7/8-12	1-7/8-12	74.88
6504-32-32	2-1/2-12	2-1/2-12	186.32

JIC Swivel to Pipe Elbow 90°

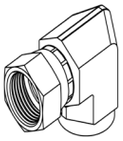

Baum Part #	Side 1 Female JIC Swivel	Side 2 Female Pipe	Price
6503-04-04	7/16-20	1/4-18	$9.64
6503-04-06	7/16-20	3/8-18	9.64
6503-06-04	9/16-18	1/4-18	10.40
6503-06-06	9/16-18	3/8-18	8.69
6503-06-08	9/16-18	1/2-14	Call
6503-08-06	3/4-16	3/8-18	13.06
6503-08-08	3/4-16	1/2-14	15.12
6503-10-08	7/8-14	1/2-14	50.39
6503-12-04	1-1/16-12	1/4-18	Call
6503-12-12	1-1/16-12	3/4-14	22.39
6503-16-16	1-5/16-12	1-11 1/2	90.30
6503-20-20	1-5/8-12	1-1/4-11 1/2	Call

JIC Swivel to Pipe

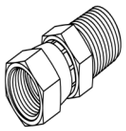

Baum Part #	Side 1 Female JIC Swivel	Side 2 Male Pipe	Price
6505-02-04	5/16-24	1/4-18	$36.30
6505-04-02	7/16-20	1/8-27	4.46
6505-04-04	7/16-20	1/4-18	3.66
6505-04-06	7/16-20	3/8-18	24.60
6505-05-02	1/2-20	1/8-27	15.69
6505-05-04	1/2-20	1/4-18	4.80
6505-06-04	9/16-18	1/4-18	4.57
6505-06-06	9/16-18	3/8-18	4.76
6505-06-08	9/16-18	1/2-14	12.00

6505 Series Continued next page

ASK FOR QUANTITY DISCOUNT *Prices subject to change without notice.*

 © Baum Hydraulics Corporation

Hydraulic Adapters and Fittings

JIC Swivel to Pipe

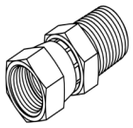

Baum Part #	Side 1 Female JIC Swivel	Side 2 Male Pipe	Price
6505-08-04	3/4-16	1/4-18	Call
6505-08-06	3/4-16	3/8-18	6.78
6505-08-08	3/4-16	1/2-14	5.79
6505-08-12	3/4-16	3/4-14	Call
6505-10-06	7/8-14	3/8-18	17.98
6505-10-08	7/8-14	1/2-14	7.54
6505-10-12	7/8-14	3/4-14	26.85
6505-12-08	1-1/16-12	1/2-14	9.29
6505-12-12	1-1/16-12	3/4-14	9.83
6505-16-08	1-5/16-12	1/2-14	Call
6505-16-12	1-5/16-12	3/4-14	26.32
6505-16-16	1-5/16-12	1-11 1/2	20.07
6505-20-20	1-5/8-12	1-1/4-11 1/2	31.38
6505-24-24	1-7/8-12	1-1/2-11 1/2	60.29
6505-32-32	2-1/2-12	2-11 1/2	126.67
6505-40-40	3-12	2-1/2-8	Call

JIC Swivel to Pipe

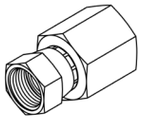

Baum Part #	Side 1 Female JIC Swivel	Side 2 Female Pipe	Price
6506-02-04	5/16-24	1/4-18	$14.35
6506-04-02	7/16-20	1/8-27	9.94
6506-04-04	7/16-20	1/4-18	5.29
6506-05-04	1/2-20	1/4-18	Call
6506-06-04	9/16-18	1/4-18	6.59
6506-06-06	9/16-18	3/8-18	5.33
6506-06-08	9/16-18	1/2-14	6.91
6506-08-04	3/4-16	1/4-18	Call
6506-08-06	3/4-16	3/8-18	6.67
6506-08-08	3/4-16	1/2-14	7.85
6506-10-06	7/8-14	3/8-18	10.85
6506-10-08	7/8-14	1/2-14	8.80
6506-10-12	7/8-14	3/4-14	17.71
6506-12-08	1-1/16-12	1/2-14	27.61
6506-12-12	1-1/16-12	3/4-14	12.80
6506-14-12	1-3/16-12	3/4-14	34.28
6506-16-16	1-5/16-12	1-11 1/2	20.99
6506-20-20	1-5/8-12	1-1/4-11 1/2	39.49
6506-24-24	1-7/8-12	1-1/2-11 1/2	66.61
6506-32-32	2-1/2-12	2-11 1/2	151.20

JIC Swivel Union

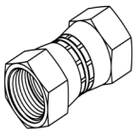

Baum Part #	Side 1 Female JIC Swivel	Side 2 Female JIC Swivel	Price
6510-02-02	5/16-24	5/16-24	Call
6510-04-04	7/16-20	7/16-20	Call
6510-06-06	9/16-18	9/16-18	Call
6510-08-06	3/4-16	9/16-18	Call
6510-08-08	3/4-16	3/4-16	Call
6510-10-10	7/8-14	7/8-14	Call
6510-12-12	1-1/16-12	1-1/16-12	Call
6510-16-16	1-5/16-12	1-5/16-12	26.70
6510-20-20	1-5/8-12	1-5/8-12	43.78
6510-24-24	1-7/8-12	1-7/8-12	73.62
6510-32-32	2-1/2-12	2-1/2-12	Call

JIC Bulkhead Union with Locknut

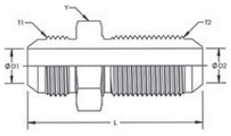

Baum Part #	Side 1 Male JIC	Side 2 Male JIC I	Price
2700-LN-04-04	7/16-20	7/16-20	$4.04
2700-LN-06-06	9/16-18	9/16-18	4.11
2700-LN-08-08	3/4-16	3/4-16	5.75
2700-LN-10-10	7/8-14	7/8-14	8.46
2700-LN-12-12	1-1/16-12	1-1/16-12	11.12
2700-LN-14-14	1-3/16-12	1-3/16-12	47.38
2700-LN-16-16	1-5/16-12	1-5/16-12	15.88

Prices subject to change without notice. **ASK FOR QUANTITY DISCOUNT**

Hydraulic Adapters and Fittings

JIC to Swivel Branch Tee

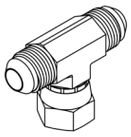

Baum Part #	Side 1 Male JIC	Side 2 Male JIC	Side 3 Female JIC Swivel	Price
6600-03-03-03	3/8-24	3/8-24	3/8-24	$12.42
6600-04-04-04	7/-16-20	7/16-20	7/16-20	6.47
6600-05-05-05	1/2-20	1/2-20	1/2-20	6.82
6600-06-06-06	9/16-18	9/16-18	9/16-18	7.20
6600-06-06-08	9/16-18	9/16-18	3/4-16	21.37
6600-08-08-08	3/4-16	3/4-16	3/4-16	9.64
6600-10-10-10	7/8-14	7/8-14	7/8-14	13.56
6600-12-12-12	1-1/16-12	1-1/16-12	1-1/16-12	18.28
6600-14-14-14	1-3/16-12	1-3/16-12	1-3/16-12	30.85
6600-16-16-16	1-5/16-12	1-5/16-12	1-5/16-12	31.00
6600-20-20-20	1-5/8-12	1-5/8-12	1-5/8-12	47.45
6600-24-24-24	1-7/8-12	1-7/8-12	1-7/8-12	73.85
6600-32-32-32	2-1/2-12	2-1/2-12	2-1/2-12	338.16

JIC Swivel Run Tee

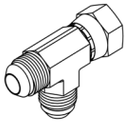

Baum Part #	Side 1 Male JIC	Side 2 Female JIC Swivel	Side 3 Male JIC	Price
6602-03-03-03	3/8-24	3/8-24	3/8-24	$10.09
6602-04-04-04	7/16-20	7/16-20	7/16-20	6.51
6602-05-05-05	1/2-20	1/2-20	1/2-20	9.33
6602-06-06-06	9/16-18	9/16-18	9/16-18	7.01
6602-08-08-08	3/4-16	3/4-16	3/4-16	9.98
6602-10-10-10	7/8-14	7/8-14	7/8-14	14.24
6602-12-12-08	1-1/16-12	1-1/16-12	3/4-16	40.18
6602-12-12-12	1-1/16-12	1-1/16-12	1-1/16-12	18.74
6602-14-14-14	1-3/16-12	1-3/16-12	1-3/16-12	33.36
6602-16-16-04	1-5/16-12	1-5/16-12	7/16-20	Call
6602-16-16-08	1-5/16-12	1-5/16-12	3/4-16	....
6602-16-16-16	1-5/16-12	1-5/16-12	1-5/16-12	30.32
6602-20-20-20	1-5/8-12	1-5/8-12	1-5/8-12	47.30
6602-24-24-24	1-7/8-12	1-7/8-12	1-7/8-12	77.92
6602-32-32-32	2-1/2-12	2-1/2-12	2-1/2-12	253.35

Swivel Branch Tee

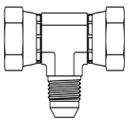

Baum Part #	Side 1 Female JIC Swivel	Side 2 Female JIC Swivel	Side 3 Male JIC	Price
6603-04-04-04	7/16-20	7/16-20	7/16-20	$18.51
6603-06-06-06	9/16-18	9/16-18	9/16-18	23.61
6603-08-08-08	3/4-16	3/4-16	3/4-16	27.57
6603-10-10-10	7/8-14	7/8-14	7/8-14	40.07
6603-12-12-12	1-1/16-12	1-1/16-12	1-1/16-12	42.05
6603-16-16-16	1-5/16-12	1-5/16-12	1-5/16-12	56.10

Bulkhead Locknut

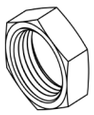

Baum Part #	Female JIC	Price
306-02	5/16-24	$5.79
306-03	3/8-24	1.45
306-04	7/16-20	0.30
306-05	1/2-20	0.21
306-06	9/16-18	0.84
306-08	3/4-16	1.18
306-10	7/8-14	1.52
306-12	1-1/16-12	1.75
306-14	1-3/16-12	3.39
306-16	1-5/16-12	3.69
306-20	1-5/8-12	2.67
306-24	1-7/8-12	4.00
306-32	2-1/2-12	13.18

ASK FOR QUANTITY DISCOUNT *Prices subject to change without notice.*

 © Baum Hydraulics Corporation

JIC Tube Nut

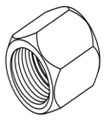

Baum Part #	Female JIC	Price
318-02	5/16-24	Call
318-03	3/8-24	0.78
318-04	7/16-20	0.91
318-05	1/2-20	1.10
318-06	9/16-18	1.10
318-08	3/4-16	1.52
318-10	7/8-14	2.17
318-12	1-1/16-12	3.62
318-14	1-3/16-12	2.67
318-16	1-5/16-12	5.60
318-20	1-5/8-12	8.26
318-24	1-7/8-12	22.78
318-32	2-1/2-12	24.11

JIC Tube Sleeve

Baum Part #	Tube Size	Price
319-02	1/8	$0.72
319-03	3/16	0.57
319-04	1/4	0.53
319-05	5/16	0.57
319-06	3/8	0.95
319-08	1/2	0.99
319-10	5/8	0.91
319-12	3/4	1.87
319-14	7/8	2.29
319-16	1	2.25
319-20	1-1/4	3.43
319-24	1-1/2	5.33
319-32	2	10.32

Braze-On to JIC

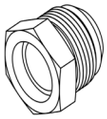

Baum Part #	Braze Port	Male JIC	Price
403-04-04	1/4	7/16-20	$1.19
403-05-05	5/16	1/2-20	2.79
403-06-04	3/8	7/16-20	8.15
403-06-06	3/8	9/16-18	1.98
403-06-08	3/8	3/4-16	7.54
403-08-06	1/2	9/16-18	10.66
403-08-08	1/2	3/4-16	2.63
403-10-08	5/8	3/4-16	15.01
403-10-10	5/8	7/8-14	6.18
403-10-12	5/8	1-1/16-12	14.02
403-12-08	3/4	3/4-16	7.01
403-12-10	3/4	7/8-14	5.99
403-12-12	3/4	1-1/16-12	5.07
403-12-16	3/4	1-5/16-12	Call
403-14-14	7/8	1-3/16-12	7.54
403-16-12	1	1-1/16-12	10.17
403-16-16	1	1-5/16-12	7.43
403-16-20	1	1-5/8-12	Call
403-20-16	1-1/4	1-5/16-12	Call
403-20-20	1-1/4	1-5/8-12	9.83
403-24-16	1-1/2	1-5/16-12	Call
403-24-20	1-1/2	1-5/8-12	29.24
403-24-24	1-1/2	1-7/8-12	14.93
403-32-32	2	2-1/2-12	48.60

Prices subject to change without notice. **ASK FOR QUANTITY DISCOUNT**

Hydraulic Adapters and Fittings

Flareless JIC Tube Nut

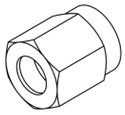

Baum Part #	Female JIC	Price
418-03	3/8-24	$126.18
418-04	7/16-20	4.34
418-05	1/2-20	6.40
418-06	9/16-18	5.26
418-08	3/4-16	6.87
418-10	7/8-14	8.91
418-12	1-1/16-12	9.71
418-16	1-5/16-12	28.06
418-20	1-5/8-12	51.95
418-24	1-7/8-12	170.01
418-32	2-1/2-12	Call

JIC Short Tube Nut

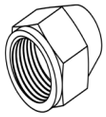

Baum Part #	Female JIC	Price
303-04	7/16-20	$1.51
303-06	9/16-18	1.65
303-08	3/4-16	2.30
303-10	7/8-14	32.86
303-12	1-1/16-12	7.50
303-16	1-5/16-12	9.52
303-20	1-5/8-12	20.65
303-24	1-7/8-12	103.57

JIC Long Tube Nut

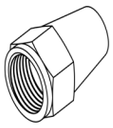

Baum Part #	Female JIC	Price
304-03	3/8-24	$1.82
304-04	7/16-20	1.29
304-05	1/2-20	0.99
304-06	9/16-18	1.22
304-08	3/4-16	1.60
304-10	7/8-14	3.31
304-12	1-1/16-12	4.72
304-14	1-3/16-12	23.97
304-16	1-5/16-12	11.31
304-20	1-5/8-12	19.46
304-24	1-7/8-12	70.97
304-32	2-1/2-12	222.47

JIC Cap

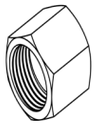

Baum Part #	Female JIC	Price
304-C-02	5/16-24	$2.93
304-C-03	3/8-24	2.55
304-C-04	7/16-20	0.91
304-C-05	1/2-20	1.07
304-C-06	9/16-18	1.07
304-C-08	3/4-16	1.52
304-C-10	7/8-14	2.13
304-C-12	1-1/16-12	3.16
304-C-14	1-3/16-12	5.45
304-C-16	1-5/16-12	5.10
304-C-20	1-5/8-12	9.14
304-C-24	1-7/8-12	12.99
304-C-32	2-1/2-12	41.91

ASK FOR QUANTITY DISCOUNT *Prices subject to change without notice.*

 © Baum Hydraulics Corporation

JIC Swivel Union Tee

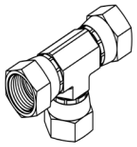

Baum Part #	Side 1 Female JIC Swivel	Side 2 Female JIC Swivel	Side 3 Female JIC Swivel	Price
6606-04-04-04	7/16-20	7/16-20	7/16-20	$32.33
6606-06-06-06	9/16-18	9/16-18	9/16-18	48.29
6606-08-08-08	3/4-16	3/4-16	3/4-16	51.87
6606-10-10-10	7/8-14	7/8-14	7/8-14	51.38
6606-12-12-12	1-1/16-12	1-1/16-12	1-1/16-12	66.61
6606-16-16-16	1-5/16-12	1-5/16-12	1-5/16-12	53.40

JIC Swivel Bent Tube Elbow 90°

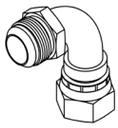

Baum Part #	Side 1 Male JIC	Side 2 Female JIC Swivel	Price
6701-04-04	7/16-20	7/16-20	$24.45
6701-05-05	1/2-20	1/2-20	Call
6701-06-06	9/16-18	9/16-18	24.07
6701-08-08	3/4-16	3/4-16	37.52
6701-10-10	7/8-14	7/8-14	77.56
6701-12-12	1-1/16-12	1-1/16-12	60.68
6701-16-16	1-5/16-12	1-5/16-12	121.49
6701-20-20	1-5/8-12	1-5/8-12	129.42
6701-24-24	1-7/8-12	1-7/8-12	167.39

JIC Swivel Bent Tube Elbow 45°

Baum Part #	Side 1 Male JIC	Side 2 Female JIC Swivel	Price
6702-06-06	9/16-18	9/16-18	$21.71
6702-08-08	3/4-16	3/4-16	24.91
6702-10-10	7/8-14	7/8-14	29.02
6702-12-12	1-1/16-12	1-1/16-12	35.12
6702-16-16	1-5/16-12	1-5/16-12	87.29

JIC to O-Ring Elbow 90°

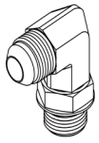

Baum Part #	Side 1 Male JIC	Side 2 Male O-Ring	Price
6801-02-02	5/16-24	5/16-24	$8.87
6801-03-03	3/8-24	3/8-24	6.35
6801-04-02	7/16-20	5/16-24	12.26
6801-04-03	7/16-20	3/8-24	16.00
6801-04-04	7/16-20	7/16-20	4.08
6801-04-05	7/16-20	1/2-20	5.03
6801-04-06	7/16-20	9/16-18	5.29
6801-04-08	7/16-20	3/4-16	7.35
6801-04-10	7/16-20	7/8-14	33.97
6801-05-04	1/2-20	7/16-20	5.67
6801-05-05	1/2-20	1/2-20	5.75
6801-05-06	1/2-20	9/16-18	6.02
6801-05-08	1/2-20	3/4-16	14.62
6801-06-04	9/16-18	7/16-20	4.61
6801-06-05	9/16-18	1/2-20	6.02
6801-06-06	9/16-18	9/16-18	4.46
6801-06-08	9/16-18	3/4-16	6.78
6801-06-10	9/16-18	7/8-14	10.13
6801-06-12	9/16-18	1-1/16-12	14.28
6801-08-04	3/4-16	7/16-20	7.27
6801-08-06	3/4-16	9/16-18	6.40
6801-08-08	3/4-16	3/4-16	6.59
6801-08-10	3/4-16	7/8-14	8.68
6801-08-12	3/4-16	1-1/16-12	12.87
6801-08-16	3/4-16	1-5/16-12	23.73
6801-10-06	7/8-14	9/16-18	9.10
6801-10-08	7/8-14	3/4-16	8.53
6801-10-10	7/8-14	7/8-14	9.48
6801-10-12	7/8-14	1-1/16-12	13.75
6801-10-16	7/8-14	1-5/16-12	24.79
6801-12-06	1-1/16-12	9/16-18	Call
6801-12-08	1-1/16-12	3/4-16	12.76
6801-12-10	1-1/16-12	7/8-14	12.76

6801 Series Continued next page

Hydraulic Adapters and Fittings

JIC to O-Ring Elbow 90°

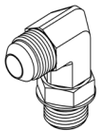

Baum Part #	Side 1 Male JIC	Side 2 Male O-Ring	Price
6801-12-12	1-1/16-12	1-1/16-12	$12.64
6801-12-14	1-1/16-12	1-3/16-12	22.47
6801-12-16	1-1/16-12	1-5/16-12	19.73
6801-12-20	1-1/16-12	1-5/8-12	31.15
6801-14-12	1-3/16-12	1-1/16-12	40.88
6801-14-14	1-3/16-12	1-3/16-12	19.74
6801-14-16	1-3/16-12	1-5/16-12	27.19
6801-16-08	1-5/16-12	3/4-16	16.80
6801-16-10	1-5/16-12	7/8-14	24.30
6801-16-12	1-5/16-12	1-1/16-12	18.70
6801-16-14	1-5/16-12	1-3/16-12	24.59
6801-16-16	1-5/16-12	1-5/16-12	19.46
6801-16-20	1-5/16-12	1-5/8-12	36.87
6801-16-24	1-5/16-12	1-7/8-12	64.90
6801-20-12	1-5/8-12	1-1/16-12	29.21
6801-20-14	1-5/8-12	1-3/16-12	Call
6801-20-16	1-5/8-12	1-5/16-12	32.87
6801-20-20	1-5/8-12	1-5/8-12	37.55
6801-20-24	1-5/8-12	1-7/8-12	43.30
6801-24-16	1-7/8-12	1-5/16-12	51.83
6801-24-20	1-7/8-12	1-5/8-12	44.42
6801-24-24	1-7/8-12	1-7/8-12	42.77
6801-24-32	1-7/8-12	2-1/2-12	181.82
6801-32-20	2-1/2-12	1-5/8-12	319.65
6801-32-24	2-1/2-12	1-7/8-12	111.93
6801-32-32	2-1/2-12	2-1/2-12	120.77

JIC to O-Ring Swivel Elbow 90°

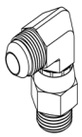

Baum Part #	Side 1 Male JIC	Side 2 Male O-Ring	Price
6801-S-06-06	9/16-18	9/16-18	$25.33
6801-S-08-08	3/4-16	3/4-16	29.94
6801-S-10-10	7/8-14	7/8-14	34.37

JIC to O-Ring Long Elbow 90°

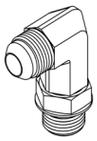

Baum Part #	Side 1 Male JIC	Side 2 Male O-Ring	Drop Length	Price
6801-L-04-04	7/16-20	7/16-20	1.19	$5.16
6801-L-04-06	7/16-20	9/16-18	1.66	10.17
6801-L-06-06	9/16-18	9/16-18	1.66	5.67
6801-L-06-08	9/16-18	3/4-16	1.81	26.93
6801-L-06-10	9/16-18	7/8-14	2.16	Call
6801-L-08-06	3/4-16	9/16-18	1.75	13.52
6801-L-08-08	3/4-16	3/4-16	1.81	9.94
6801-L-08-10	3/4-16	7/8-14	2.16	14.78
6801-L-10-08	7/8-14	3/4-16	2.10	13.03
6801-L-10-10	7/8-14	7/8-14	2.16	13.83
6801-L-12-12	1-1/16-12	1-1/16-12	2.47	19.84
6801-L-16-16	1-5/16-12	1-5/16-12	3.06	24.91
6801-L-20-20	1-5/8-12	1-5/8-12	3.48	Call

JIC to O-Ring Elbow 45°

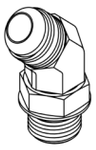

Baum Part #	Side 1 Male JIC	Side 2 Male O-Ring	Price
6802-02-02	5/16-24	5/16-24	Call
6802-03-03	3/8-24	3/8-24	46.16
6802-04-04	7/16-20	7/16-20	5.48
6802-04-05	7/16-20	1/2-20	5.29
6802-04-06	7/16-20	9/16-18	4.89
6802-04-08	7/16-20	3/4-16	15.84
6802-05-04	1/2-20	7/16-20	5.52
6802-05-05	1/2-20	1/2-20	6.59
6802-05-06	1/2-20	9/16-18	5.87
6802-05-08	1/2-20	3/4-16	57.74
6802-06-04	9/16-18	7/16-20	6.06
6802-06-05	9/16-18	1/2-20	5.83
6802-06-06	9/16-18	9/16-18	5.94

6802 Series Continued next page

ASK FOR QUANTITY DISCOUNT *Prices subject to change without notice.*

 © Baum Hydraulics Corporation

Hydraulic Adapters and Fittings

JIC to O-Ring Elbow 45°

Baum Part #	Side 1 Male JIC	Side 2 Male O-Ring	Price
6802-06-08	9/16-18	3/4-16	$8.68
6802-06-10	9/16-18	7/8-14	12.80
6802-06-12	9/16-18	1-1/16-12	Call
6802-08-06	3/4-16	9/16-18	8.30
6802-08-08	3/4-16	3/4-16	7.35
6802-08-10	3/4-16	7/8-14	10.05
6802-08-12	3/4-16	1-1/16-12	12.49
6802-08-16	3/4-16	1-5/16-12	Call
6802-10-08	7/8-14	3/4-16	9.79
6802-10-10	7/8-14	7/8-14	10.93
6802-10-12	7/8-14	1-1/16-12	15.46
6802-12-08	1-1/16-12	3/4-16	12.99
6802-12-10	1-1/16-12	7/8-14	13.18
6802-12-12	1-1/16-12	1-1/16-12	13.52
6802-12-14	1-1/16-12	1-3/16-12	Call
6802-12-16	1-1/16-12	1-5/16-12	22.01
6802-14-14	1-3/16-12	1-3/16-12	16.64
6802-16-12	1-5/16-12	1-1/16-12	21.29
6802-16-16	1-5/16-12	1-5/16-12	20.00
6802-16-20	1-5/16-12	1-5/8-12	29.86
6802-20-16	1-5/8-12	1-5/16-12	31.76
6802-20-20	1-5/8-12	1-5/8-12	33.73
6802-20-24	1-5/8-12	1-7/8-12	87.44
6802-24-20	1-7/8-12	1-5/8-12	65.28
6802-24-24	1-7/8-12	1-7/8-12	47.15
6802-32-32	2-1/2-12	2-1/2-12	217.77

JIC to O-Ring Branch Tee

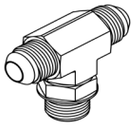

Baum Part #	Side 1 Male JIC	Side 2 Male JIC	Drop Male O-Ring	Price
6803-04-04-04	7/16-20	7/16-20	7/16-20	$5.56
6803-04-04-06	7/16-20	7/16-20	9/16-18	9.37
6803-05-05-05	1/2-20	1/2-20	1/2-20	7.50
6803-05-05-06	1/2-20	1/2-20	9/16-18	Call
6803-06-06-06	9/16-18	9/16-18	9/16-18	7.16
6803-06-06-08	9/16-18	9/16-18	3/4-16	13.41
6803-06-08-08	9/16-18	3/4-16	3/4-16	26.77
6803-08-06-08	3/4-16	9/16-18	3/4-16	Call
6803-08-08-06	3/4-16	3/4-16	9/16-18	15.35
6803-08-08-08	3/4-16	3/4-16	3/4-16	10.13
6803-08-08-10	3/4-16	3/4-16	7/8-14	18.13
6803-08-08-12	3/4-16	3/4-16	1-1/16-12	Call
6803-10-10-08	7/8-14	7/8-14	3/4-16	17.00
6803-10-10-10	7/8-14	7/8-14	7/8-14	14.32
6803-12-12-08	1-1/16-12	1-1/16-12	3/4-16	27.70
6803-12-12-10	1-1/16-12	1-1/16-12	7/8-14	16.30
6803-12-12-12	1-1/16-12	1-1/16-12	1-1/16-12	21.29
6803-12-12-16	1-1/16-12	1-1/16-12	1-5/16-12	29.84
6803-14-14-14	1-3/16-12	1-3/16-12	1-3/16-12	29.82
6803-16-16-12	1-5/16-12	1-5/16-12	1-1/16-12	27.00
6803-16-16-16	1-5/16-12	1-5/16-12	1-5/16-12	27.12
6803-20-20-20	1-5/8-12	1-5/8-12	1-5/8-12	45.59
6803-24-24-24	1-7/8-12	1-7/8-12	1-7/8-12	90.64
6803-32-32-32	2-1/2-12	2-1/2-12	2-1/2-12	304.30

Prices subject to change without notice. **ASK FOR QUANTITY DISCOUNT**

Hydraulic Adapters and Fittings

JIC to O-Ring Run Tee

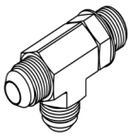

Baum Part #	Side 1 Male JIC	Side 2 Male O-Ring	Drop Male JIC	Price
6804-04-04-04	7/16-20	7/16-20	7/16-20	$5.39
6804-04-06-04	7/16-20	9/16-18	7/16-20	7.63
6804-04-06-06	7/16-20	9/16-18	9/16-18	11.24
6804-05-05-05	1/2-20	1/2-20	1/2-20	9.18
6804-06-04-06	9/16-18	7/16-20	9/16-18	8.68
6804-06-06-06	9/16-18	9/16-18	9/16-18	7.66
6804-06-06-08	9/16-18	9/16-18	3/4-16	10.60
6804-06-08-06	9/16-18	3/4-16	9/16-18	14.09
6804-08-06-08	3/4-16	9/16-18	3/4-16	12.99
6804-08-08-04	3/4-16	3/4-16	7/16-20	13.63
6804-08-08-08	3/4-16	3/4-16	3/4-16	10.36
6804-08-10-08	3/4-16	7/8-14	3/4-16	20.87
6804-08-12-08	3/4-16	1-1/16-12	3/4-16	26.66
6804-10-08-08	7/8-14	3/4-16	3/4-16	Call
6804-10-10-10	7/8-14	7/8-14	7/8-14	13.83
6804-10-12-10	7/8-14	1-1/16-12	7/8-14	22.36
6804-12-10-12	1-1/16-12	7/8-14	1-1/16-12	26.64
6804-12-12-04	1-1/16-12	1-1/16-12	7/16-20	Call
6804-12-12-08	1-1/16-12	1-1/16-12	3/4-16	24.22
6804-12-12-12	1-1/16-12	1-1/16-12	1-1/16-12	19.23
6804-12-12-16	1-1/16-12	1-1/16-12	1-5/16-12	49.70
6804-12-16-12	1-1/16-12	1-5/16-12	1-1/16-12	56.86
6804-14-14-14	1-3/16-12	1-3/16-12	1-3/16-12	37.82
6804-16-12-16	1-5/16-12	1-1/16-12	1-5/16-12	31.80
6804-16-16-16	1-5/16-12	1-5/16-12	1-5/16-12	27.15
6804-20-20-20	1-5/8-12	1-5/8-12	1-5/8-12	47.76
6804-24-24-24	1-7/8-12	1-7/8-12	1-7/8-12	71.30
6804-32-32-32	2-1/2-12	2-1/2-12	2-1/2-12	163.92

O-Ring to JIC Swivel Elbow 90°

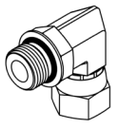

Baum Part #	Side 1 Male O-Ring	Side 2 Female JIC Swivel	Price
6809-04-04	7/16-20	7/16-20	$8.07
6809-06-04	9/16-18	7/16-20	11.24
6809-06-06	9/16-18	9/16-18	9.48
6809-08-06	3/4-16	9/16-18	15.08
6809-08-08	3/4-16	3/4-16	12.34
6809-08-10	3/4-16	7/8-14	32.49
6809-10-08	7/8-14	3/4-16	19.39
6809-10-10	7/8-14	7/8-14	14.59
6809-12-08	1-1/16-12	3/4-16	22.32
6809-12-12	1-1/16-12	1-1/16-12	21.44
6809-16-16	1-5/16-12	1-5/16-12	31.08
6809-20-20	1-5/8-12	1-5/8-12	54.35
6809-24-24	1-7/8-12	1-7/8-12	146.93

MJ to FJX 90° Bent Tube

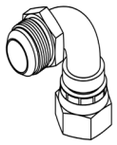

Baum Part #	Side 1 Male JIC	Side 2 Female JIC Swivel	Price
6701-04-04	7/16-20	7/16-20	$24.45
6701-06-06	9/16-18	9/16-18	24.07
6701-08-08	3/4-16	3/4-16	37.52
6701-10-10	7/8-14	7/8-14	77.56
6701-12-12	1-1/16-12	1-1/16-12	60.68
6701-16-16	1-5/16-12	1-5/16-12	121.49
6701-20-20	1-5/8-12	1-5/8-12	129.42
6701-24-24	1-7/8-12	1-7/8-12	167.39

ASK FOR QUANTITY DISCOUNT *Prices subject to change without notice.*

 © Baum Hydraulics Corporation

MJ to FJX 90° Long Bent Tube

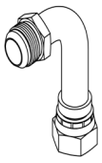

Baum Part #	Side 1 Male JIC	Side 2 Female JIC Swivel	Price
6701-L-04-04	7/16-20	7/16-20	38.01
6701-L-06-06	9/16-18	9/16-18	39.65
6701-L-08-08	3/4-16	3/4-16	39.53
6701-L-10-10	7/8-14	7/8-14	63.83
6701-L-12-12	1-1/16-12	1-1/16-12	76.26
6701-L-16-16	1-5/16-12	1-5/16-12	94.38
6701-L-20-20	1-5/8-12	1-5/8-12	171.27

MJ to FJX 45° Bent Tube

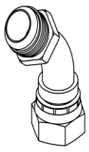

Baum Part #	Side 1 Male JIC	Side 2 Female JIC Swivel	Price
6702-04-04	7/16-20	7/16-20	34.20
6702-06-06	9/16-18	9/16-18	21.71
6702-08-08	3/4-16	3/4-16	24.91
6702-10-10	7/8-14	7/8-14	29.02
6702-12-12	1-1/16-12	1-1/16-12	35.12
6702-16-16	1-5/16-12	1-5/16-12	87.29

O-Ring Union

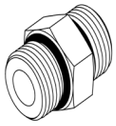

Baum Part #	Side 1 Male O-Ring	Side 2 Male O-Ring	Price
6403-04-04	7/16-20	7/16-20	$4.08
6403-06-04	9/16-18	7/16-20	3.16
6403-06-06	9/16-18	9/16-18	3.31
6403-08-08	3/4-16	3/4-16	4.76
6403-10-08	7/8-14	3/4-16	9.64
6403-10-10	7/8-14	7/8-14	7.16
6403-12-08	1-1/16-12	3/4-16	15.01
6403-12-10	1-1/16-12	7/8-14	13.75
6403-12-12	1-1/16-12	1-1/16-12	8.04
6403-16-12	1-5/16-12	1-1/16-12	17.71
6403-16-16	1-5/16-12	1-5/16-12	43.72
6403-20-16	1-5/8-12	1-5/16-12	17.25
6403-20-20	1-5/8-12	1-5/8-12	17.14
6403-24-20	1-7/8-12	1-5/8-12	Call
6403-24-24	1-7/8-12	1-7/8-12	Call
6403-32-32	2-1/2-12	2-1/2-12	53.05

O-Ring Adjustable Union

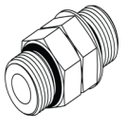

Baum Part #	Side 1 Male O-Ring	Side 2 Male O-Ring	Price
6403-NWO-03-03	3/8-24	3/8-24	Call
6403-NWO-04-04	7/16-20	7/16-20	3.75
6403-NWO-06-06	9/16-18	9/16-18	4.16
6403-NWO-08-06	3/4-16	9/16-18	7.40
6403-NWO-08-08	3/4-16	3/4-16	6.47
6403-NWO-10-08	7/8-14	3/4-16	22.35
6403-NWO-10-10	7/8-14	7/8-14	7.16
6403-NWO-12-08	1-1/16-12	3/4-16	85.01
6403-NWO-12-10	1-1/16-12	7/8-14	105.73
6403-NWO-12-12	1-1/16-12	1-1/16-12	9.92
6403-NWO-16-12	1-5/16-12	1-1/16-12	63.87
6403-NWO-16-16	1-5/16-12	1-5/16-12	11.65
6403-NWO-20-20	1-5/8-12	1-5/8-12	22.39
6403-NWO-24-24	1-7/8-12	1-7/8-12	22.66
6403-NWO-32-32	2-1/2-12	2-1/2-12	65.24

Prices subject to change without notice. **ASK FOR QUANTITY DISCOUNT**

Hydraulic Adapters and Fittings

O-Ring Hex Plug

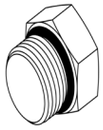

Baum Part #	Side 1 Male O-Ring	Price
6408-02	5/16-24	$1.60
6408-03	3/8-24	1.56
6408-04	7/16-20	0.99
6408-05	1/2-20	1.26
6408-06	9/16-18	1.07
6408-08	3/4-16	1.75
6408-10	7/8-14	2.44
6408-12	1-1/16-12	3.96
6408-14	1-3/16-12	8.01
6408-16	1-5/16-12	5.83
6408-20	1-5/8-12	9.86
6408-24	1-7/8-12	9.54
6408-32	2-1/2-12	46.77

O-Ring Hollow Hex Plug

Baum Part #	Side 1 Male O-Ring	Price
6408-HHP-02	5/16-24	0.87
6408-HHP-03	3/8-24	0.91
6408-HHP-04	7/16-20	0.91
6408-HHP-05	1/2-20	1.33
6408-HHP-06	9/16-18	1.26
6408-HHP-08	3/4-16	1.75
6408-HHP-10	7/8-14	2.06
6408-HHP-12	1-1/16-12	3.39
6408-HHP-14	1-3/16-12	5.79
6408-HHP-16	1-5/16-12	5.94
6408-HHP-20	1-5/8-12	9.29
6408-HHP-24	1-7/8-12	10.42
6408-HHP-32	2-1/2-12	29.14

O-Ring to O-Ring Reducer/Expander/Extender

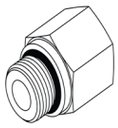

Baum Part #	Side 1 Male O-Ring	Side 2 Female O-Ring	Price
6410-02-04	5/16-24	7/16-20	42.01
6410-04-04	7/16-20	7/16-20	Call
6410-04-05	7/16-20	1/2-20	54.42
6410-04-06	7/16-20	9/16-18	4.61
6410-04-08	7/16-20	3/4-16	118.10
6410-05-03	1/2-20	3/8-24	56.14
6410-05-04	1/2-20	7/16-20	56.14
6410-05-06	1/2-20	9/16-18	29.21
6410-06-04	9/16-18	7/16-20	3.12
6410-06-06	9/16-18	9/16-18	3.96
6410-06-08	9/16-18	3/4-16	5.60
6410-08-04	3/4-16	7/16-20	4.15
6410-08-05	3/4-16	1/2-20	Call
6410-08-06	3/4-16	9/16-18	3.81
6410-08-08	3/4-16	3/4-16	8.38
6410-08-10	3/4-16	7/8-14	6.06
6410-08-12	3/4-16	1-1/16-12	19.54
6410-10-04	7/8-14	7/16-20	6.95
6410-10-05	7/8-14	1/2-20	Call
6410-10-06	7/8-14	9/16-18	4.57
6410-10-08	7/8-14	3/4-16	5.48
6410-10-12	7/8-14	1-1/16-12	9.14
6410-12-04	1-1/16-12	7/16-20	8.04
6410-12-06	1-1/16-12	9/16-18	10.36
6410-12-08	1-1/16-12	3/4-16	6.78
6410-12-10	1-1/16-12	7/8-14	9.67
6410-12-12	1-1/16-12	1-1/16-12	9.37
6410-12-14	1-1/16-12	1-3/16-12	Call
6410-12-16	1-1/16-12	1-5/16-12	18.05
6410-12-20	1-1/16-12	1-5/8-12	39.46
6410-14-08	1-3/16-12	3/4-16	Call
6410-14-10	1-3/16-12	7/8-14	Call
6410-14-12	1-3/16-12	1-1/16-12	Call

6410 Series Continued next page

ASK FOR QUANTITY DISCOUNT *Prices subject to change without notice.*

 © Baum Hydraulics Corporation

O-Ring to O-Ring Reducer/Expander/Extender

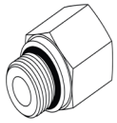

Baum Part #	Side 1 Male O-Ring	Side 2 Female O-Ring	Price
6410-16-04	1-5/16-12	7/16-20	9.52
6410-16-06	1-5/16-12	9/16-18	8.87
6410-16-08	1-5/16-12	3/4-16	10.05
6410-16-10	1-5/16-12	7/8-14	10.92
6410-16-12	1-5/16-12	1-1/16-12	11.27
6410-16-14	1-5/16-12	1-3/16-12	77.96
6410-16-16	1-5/16-12	1-5/16-12	37.82
6410-16-20	1-5/16-12	1-5/8-12	47.00
6410-20-04	1-5/8-12	7/16-20	40.83
6410-20-06	1-5/8-12	9/16-18	Call
6410-20-08	1-5/8-12	3/4-16	59.07
6410-20-10	1-5/8-12	7/8-14	Call
6410-20-12	1-5/8-12	1-1/16-12	19.73
6410-20-16	1-5/8-12	1-5/16-12	18.81
6410-20-24	1-5/8-12	1-7/8-12	33.52
6410-24-12	1-7/8-12	1-1/16-12	22.62
6410-24-16	1-7/8-12	1-5/16-12	24.37
6410-24-20	1-7/8-12	1-5/8-12	33.97
6410-32-12	2-1/2-12	1-1/16-12	Call
6410-32-16	2-1/2-12	1-5/16-12	59.15
6410-32-20	2-1/2-12	1-5/8-12	39.76
6410-32-24	2-1/2-12	1-7/8-12	33.48

O-Ring to O-Ring Coupling

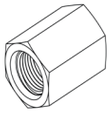

Baum Part #	Side 1 Female O-Ring	Side 2 Female O-Ring	Price
6425-04-04	7/16-20	7/16-20	5.48
6425-06-06	9/16-18	9/16-18	15.62
6425-08-08	3/4-16	3/4-16	17.44
6425-10-10	7/8-14	7/8-14	18.51
6425-12-12	1-1/16-12	1-1/16-12	25.29
6425-20-20	1-5/8-12	1-5/8-12	Call
6425-24-24	1-7/8-12	1-7/8-12	Call

O-Ring Adjustable Union Elbow 90°

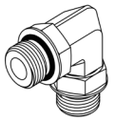

Baum Part #	Side 1 Male O-Ring	Side 2 Male O-Ring	Price
6807-04-04	7/16-20	7/16-20	6.35
6807-06-04	9/16-18	7/16-20	Call
6807-06-06	9/16-18	9/16-18	7.27
6807-08-06	3/4-16	9/16-18	11.38
6807-08-08	3/4-16	3/4-16	11.54
6807-10-08	7/8-14	3/4-16	17.86
6807-10-10	7/8-14	7/8-14	16.30
6807-12-12	1-1/16-12	1-1/16-12	14.12
6807-16-16	1-5/16-12	1-5/16-12	17.52
6807-20-20	1-5/8-12	1-5/8-12	38.01
6807-24-24	1-7/8-12	1-7/8-12	69.73
6807-32-32	2-1/2-12	2-1/2-12	Call

O-Ring Adjustable Street Elbow 90°

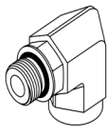

Baum Part #	Side 1 Male O-Ring	Side 2 Female O-Ring	Price
6815-04-04	7/16-20	7/16-20	7.59
6815-04-06	7/16-20	9/16-18	7.77
6815-06-04	9/16-18	7/16-20	110.51
6815-06-06	9/16-18	9/16-18	12.49
6815-06-08	9/16-18	3/4-16	10.33
6815-08-06	3/4-16	9/16-18	44.75
6815-08-08	3/4-16	3/4-16	14.32
6815-10-10	7/8-14	7/8-14	20.11
6815-12-10	1-1/16-12	7/8-14	Call
6815-12-12	1-1/16-12	1-1/16-12	23.12
6815-16-16	1-5/16-12	1-5/16-12	30.81
6815-20-20	1-5/8-12	1-5/8-12	91.06

Prices subject to change without notice. **ASK FOR QUANTITY DISCOUNT**

Hydraulic Adapters and Fittings

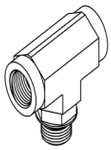

O-Ring Branch Tee

Baum Part #	Side 1 Female O-Ring	Side 2 Female O-Ring	Drop Male O-Ring	Price
6832-06-06-06	9/16-18	9/16-18	9/16-18	12.80
6832-08-08-08	3/4-16	3/4-16	3/4-16	29.17
6832-16-16-16	1-5/16-12	1-5/16-12	1-5/16-12	30.89

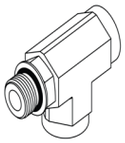

O-Ring to O-Ring Run Tee

Baum Part #	Side 1 Male O-Ring	Side 2 Female O-Ring	Drop Female O-Ring	Price
6835-04-04-04	7/16-20	7/16-20	7/16-20	21.56
6835-06-06-06	9/16-18	9/16-18	9/16-18	31.99
6835-08-08-08	3/4-16	3/4-16	3/4-16	40.52
6835-10-10-10	7/8-14	7/8-14	7/8-14	31.84
6835-12-12-12	1-1/16-12	1-1/16-12	1-1/16-12	36.68

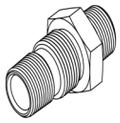

Pipe Bulkhead

Baum Part #	Side 1 Male Pipe	Side 2 Male Pipe	Price
2708-04-04	1/4-18	1/4-18	65.77
2708-06-06	3/8-18	3/8-18	67.11
2708-08-08	1/2-14	1/2-14	19.77
2708-12-12	3/4-14	3/4-14	29.40
2708-16-16	1-11 1/2	1-11 1/2	96.14

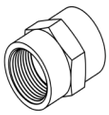

Pipe Coupling

Baum Part #	Side 1 Female Pipe	Side 2 Female Pipe	Price
5000-02-02	1/8-27	1/8-27	2.17
5000-04-02	1/4-18	1/8-27	3.50
5000-04-04	1/4-18	1/4-18	2.67
5000-06-02	3/8-18	1/8-27	6.13
5000-06-04	3/8-18	1/4-18	4.27
5000-06-06	3/8-18	3/8-18	3.20
5000-08-02	1/2-14	1/8-27	Call
5000-08-04	1/2-14	1/4-18	4.34
5000-08-06	1/2-14	3/8-18	5.18
5000-08-08	1/2-14	1/2-14	4.80
5000-12-04	3/4-14	1/4-18	9.73
5000-12-06	3/4-14	3/8-18	12.99
5000-12-08	3/4-14	1/2-14	9.06
5000-12-12	3/4-14	3/4-14	6.82
5000-16-08	1-11 1/2	1/2-14	23.12
5000-16-12	1-11 1/2	3/4-14	17.44
5000-16-16	1-11 1/2	1-11 1/2	12.19
5000-20-12	1-1/4-11 1/2	3/4-14	77.39
5000-20-16	1-1/4-11 1/2	1-11 1/2	31.76
5000-20-20	1-1/4-11 1/2	1-1/4-11 1/2	22.58
5000-24-20	1-1/2-11 1/2	1-1/4-11 1/2	Call
5000-24-24	1-1/2-11 1/2	1-1/2-11 1/2	25.37
5000-32-32	2-11 1/2	2-11 1/2	66.95

ASK FOR QUANTITY DISCOUNT *Prices subject to change without notice.*

 © Baum Hydraulics Corporation

Close Pipe Nipple GALVANIZED

Baum Part #	Side 1 Male Pipe	Side 2 Male Pipe	Overall Adapter Length	Price
5400-CL-02-02	1/8-27	1/8-27	0.75	4.18
5400-CL-04-04	1/4-18	1/4-18	0.75	9.64
5400-CL-04-04	1/4-18	1/4-18	0.875	9.64
5400-CL-06-06	3/8-18	3/8-18	1.00	10.93
5400-CL-08-08	1/2-14	1/2-14	1.00	15.54
5400-CL-08-08	1/2-14	1/2-14	1.125	10.93
5400-CL-12-12	3/4-14	3/4-14	1.375	17.82
5400-CL-16-16	1-11 1/2	1-11 1/2	1.50	15.50
5400-CL-20-20	1-1/4-11 1/2	1-1/4-11 1/2	1.625	24.41
5400-CL-24-24	1-1/2-11 1/2	1-1/2-11 1/2	1.75	43.65
5400-CL-32-32	2-11 1/2	2-11 1/2	2.00	Call

Long Male Nipple

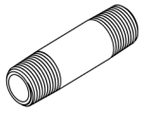

Baum Part #	Side 1 Male Pipe	Side 2 Male Pipe	Overall Adapter Length	Price
5400-N-02-02	1/8-27	1/8-27	1.50	20.76
5400-N-02-02	1/8-27	1/8-27	2.00	16.72
5400-N-02-02	1/8-27	1/8-27	2.50	49.78
5400-N-02-02	1/8-27	1/8-27	3.00	19.84
5400-N-02-02	1/8-27	1/8-27	3.50	21.63
5400-N-02-02	1/8-27	1/8-27	4.00	24.41
5400-N-02-02	1/8-27	1/8-27	5.00	35.84
5400-N-02-02	1/8-27	1/8-27	6.00	41.21
5400-N-02-02	1/8-27	1/8-27	9.00	Call
5400-N-04-04	1/4-18	1/4-18	1.50	Call
5400-N-04-04	1/4-18	1/4-18	2.00	27.73

Long Male Nipple

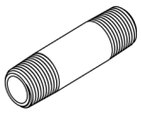

Continued

Baum Part #	Side 1 Male Pipe	Side 2 Male Pipe	Overall Adapter Length	Price
5400-N-04-04	1/4-18	1/4-18	2.50	20.87
5400-N-04-04	1/4-18	1/4-18	3.00	33.63
5400-N-04-04	1/4-18	1/4-18	3.50	25.82
5400-N-04-04	1/4-18	1/4-18	4.00	28.56
5400-N-04-04	1/4-18	1/4-18	5.00	44.10
5400-N-04-04	1/4-18	1/4-18	6.00	49.66
5400-N-06-06	3/8-18	3/8-18	2.00	30.20
5400-N-06-06	3/8-18	3/8-18	2.50	23.46
5400-N-06-06	3/8-18	3/8-18	3.00	27.46
5400-N-06-06	3/8-18	3/8-18	3.50	28.98
5400-N-06-06	3/8-18	3/8-18	4.00	32.14
5400-N-06-06	3/8-18	3/8-18	4.50	Call
5400-N-06-06	3/8-18	3/8-18	5.00	47.49
5400-N-06-06	3/8-18	3/8-18	5.50	49.47
5400-N-06-06	3/8-18	3/8-18	6.00	52.67
5400-N-06-06	3/8-18	3/8-18	7.00	112.54
5400-N-06-06	3/8-18	3/8-18	8.00	114.30
5400-N-08-08	1/2-14	1/2-14	2.00	10.93
5400-N-08-08	1/2-14	1/2-14	2.50	12.07
5400-N-08-08	1/2-14	1/2-14	3.00	13.29
5400-N-08-08	1/2-14	1/2-14	4.00	16.57
5400-N-08-08	1/2-14	1/2-14	4.50	18.24
5400-N-08-08	1/2-14	1/2-14	5.00	21.02
5400-N-08-08	1/2-14	1/2-14	6.00	24.72
5400-N-08-08	1/2-14	1/2-14	8.00	Call
5400-N-08-08	1/2-14	1/2-14	12.00	Call
5400-N-12-12	3/4-14	3/4-14	2.00	....
5400-N-12-12	3/4-14	3/4-14	2.50	13.33
5400-N-12-12	3/4-14	3/4-14	3.00	43.72
5400-N-12-12	3/4-14	3/4-14	3.50	16.91
5400-N-12-12	3/4-14	3/4-14	4.00	18.59

5400 Series Continued next page

Hydraulic Adapters and Fittings

Long Male Nipple

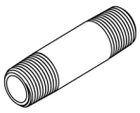

Baum Part #	Side 1 Male Pipe	Side 2 Male Pipe	Overall Adapter Length	Price
5400-N-12-12	3/4-14	3/4-14	5.00	23.16
5400-N-12-12	3/4-14	3/4-14	5.50	24.87
5400-N-12-12	3/4-14	3/4-14	6.00	26.74
5400-N-12-12	3/4-14	3/4-14	7.00	Call
5400-N-12-12	3/4-14	3/4-14	10.00	Call
5400-N-12-12	3/4-14	3/4-14	12.00	76.90
5400-N-16-16	1-11 1/2	1-11 1/2	3.00	26.47
5400-N-16-16	1-11 1/2	1-11 1/2	4.00	32.83
5400-N-16-16	1-11 1/2	1-11 1/2	5.00	30.89
5400-N-16-16	1-11 1/2	1-11 1/2	5.50	35.27
5400-N-16-16	1-11 1/2	1-11 1/2	6.00	35.27
5400-N-16-16	1-11 1/2	1-11 1/2	8.00	Call
5400-N-20-20	1-1/4-11 1/2	1-1/4-11 1/2	2.50	24.83
5400-N-20-20	1-1/4-11 1/2	1-1/4-11 1/2	3.00	24.87
5400-N-20-20	1-1/4-11 1/2	1-1/4-11 1/2	3.50	26.09
5400-N-20-20	1-1/4-11 1/2	1-1/4-11 1/2	4.00	30.43
5400-N-20-20	1-1/4-11 1/2	1-1/4-11 1/2	5.00	43.19
5400-N-20-20	1-1/4-11 1/2	1-1/4-11 1/2	6.00	44.10
5400-N-20-20	1-1/4-11 1/2	1-1/4-11 1/2	9.00	102.87
5400-N-24-24	1-1/2-11 1/2	1-1/2-11 1/2	4.00	36.41
5400-N-24-24	1-1/2-11 1/2	1-1/2-11 1/2	6.00	51.76
5400-N-32-32	2-11 1/2	2-11 1/2	2.50	44.98
5400-N-32-32	2-11 1/2	2-11 1/2	4.00	49.82
5400-N-32-32	2-11 1/2	2-11 1/2	5.00	56.40
5400-N-32-32	2-11 1/2	2-11 1/2	6.00	66.04
5400-N-32-32	2-11 1/2	2-11 1/2	7.50	Call

Hex Pipe Nipple

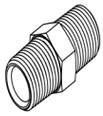

Baum Part #	Side 1 Male Pipe	Side 2 Male Pipe	Price
5404-02-01	1/8-27	1/16-27	Call
5404-02-02	1/8-27	1/8-27	1.52
5404-04-02	1/4-18	1/8-27	1.98
5404-04-04	1/4-18	1/4-18	1.64
5404-06-02	3/8-18	1/8-27	3.69
5404-06-04	3/8-18	1/4-18	2.44
5404-06-06	3/8-18	3/8-18	2.13
5404-08-02	1/2-14	1/8-27	Call
5404-08-04	1/2-14	1/4-18	3.77
5404-08-06	1/2-14	3/8-18	3.20
5404-08-08	1/2-14	1/2-14	2.86
5404-12-04	3/4-14	1/4-18	14.51
5404-12-06	3/4-14	3/8-18	7.62
5404-12-08	3/4-14	1/2-14	4.80
5404-12-12	3/4-14	3/4-14	4.53
5404-16-04	1-11 1/2	1/4-18	Call
5404-16-06	1-11 1/2	3/8-18	34.96
5404-16-08	1-11 1/2	1/2-14	13.75
5404-16-12	1-11 1/2	3/4-14	8.84
5404-16-16	1-11 1/2	1-11 1/2	7.77
5404-20-08	1-1/4-11 1/2	1/2-14	Call
5404-20-12	1-1/4-11 1/2	3/4-14	17.52
5404-20-16	1-1/4-11 1/2	1-11 1/2	17.96
5404-20-20	1-1/4-11 1/2	1-1/4-11 1/2	14.09
5404-24-12	1-1/2-11 1/2	3/4-14	41.63
5404-24-16	1-1/2-11 1/2	1-11 1/2	48.37
5404-24-20	1-1/2-11 1/2	1-1/4-11 1/2	32.45
5404-24-24	1-1/2-11 1/2	1-1/2-11 1/2	25.02
5404-32-20	2-11 1/2	1-1/4-11 1/2	83.52
5404-32-24	2-11 1/2	1-1/2-11 1/2	40.98
5404-32-32	2-11 1/2	2-11 1/2	40.90
5404-40-40	2-1/2-8	2-1/2-8	Call

ASK FOR QUANTITY DISCOUNT *Prices subject to change without notice.*

 © Baum Hydraulics Corporation

Long Hex Pipe Nipple

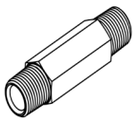

Baum Part #	Side 1 Male Pipe	Side 2 Male Pipe	Overall Adapter Length	Price
5404-L-02-02	1/8-27	1/8-27	1.50	Call
5404-L-02-02	1/8-27	1/8-27	2.00	Call
5404-L-02-02	1/8-27	1/8-27	2.50	Call
5404-L-02-02	1/8-27	1/8-27	3.00	17.25
5404-L-02-02	1/8-27	1/8-27	3.50	Call
5404-L-02-02	1/8-27	1/8-27	4.00	Call
5404-L-04-04	1/4-18	1/4-18	1.50	Call
5404-L-04-04	1/4-18	1/4-18	2.00	17.25
5404-L-04-04	1/4-18	1/4-18	2.50	17.25
5404-L-04-04	1/4-18	1/4-18	3.00	17.75
5404-L-04-04	1/4-18	1/4-18	4.00	18.17
5404-L-04-04	1/4-18	1/4-18	6.00	31.99
5404-L-04-04	1/4-18	1/4-18	8.00	Call
5404-L-06-06	3/8-18	3/8-18	2.00	17.28
5404-L-06-06	3/8-18	3/8-18	2.50	16.83
5404-L-06-06	3/8-18	3/8-18	3.00	27.46
5404-L-06-06	3/8-18	3/8-18	3.50	Call
5404-L-06-06	3/8-18	3/8-18	4.00	20.30
5404-L-06-06	3/8-18	3/8-18	6.00	24.18
5404-L-06-06	3/8-18	3/8-18	7.00	Call
5404-L-08-08	1/2-14	1/2-14	2.00	Call
5404-L-08-08	1/2-14	1/2-14	2.50	17.44
5404-L-08-08	1/2-14	1/2-14	3.00	30.35
5404-L-08-08	1/2-14	1/2-14	3.50	Call
5404-L-08-08	1/2-14	1/2-14	4.00	34.39
5404-L-08-08	1/2-14	1/2-14	6.00	31.80
5404-L-12-12	3/4-14	3/4-14	3.00	30.24
5404-L-12-12	3/4-14	3/4-14	3.50	Call
5404-L-12-12	3/4-14	3/4-14	4.00	35.15
5404-L-12-12	3/4-14	3/4-14	6.00	38.89

Long Hex Pipe Nipple

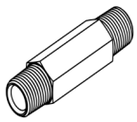

Continued

Baum Part #	Side 1 Male Pipe	Side 2 Male Pipe	Overall Adapter Length	Price
5404-L-16-16	1-11 1/2	1-11 1/2	3.00	$52.71
5404-L-16-16	1-11 1/2	1-11 1/2	4.00	Call
5404-L-16-16	1-11 1/2	1-11 1/2	4.50	Call
5404-L-16-16	1-11 1/2	1-11 1/2	6.00	60.48
5404-L-20-20	1-1/4-11 1/2	1-1/4-11 1/2	4.00	74.84
5404-L-20-20	1-1/4-11 1/2	1-1/4-11 1/2	6.00	95.98
5404-L-24-24	1-1/2-11 1/2	1-1/2-11 1/2	4.00	206.35
5404-L-24-24	1-1/2-11 1/2	1-1/2-11 1/2	6.00	208.75
5404-L-32-32	2-11 1/2	2-11 1/2	4.00	211.15
5404-L-32-32	2-11 1/2	2-11 1/2	6.00	259.14

Pipe to Pipe Expander

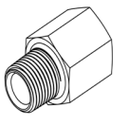

Baum Part #	Side 1 Male Pipe	Side 2 Female Pipe	Price
5405-01-02	1/16-27	1/8-27	$4.80
5405-02-02	1/8-27	1/8-27	4.27
5405-02-04	1/8-27	1/4-18	2.86
5405-02-06	1/8-27	3/8-18	8.68
5405-02-08	1/8-27	1/2-14	8.11
5405-04-04	1/4-18	1/4-18	2.93
5405-04-06	1/4-18	3/8-18	3.88
5405-04-08	1/4-18	1/2-14	7.66
5405-04-12	1/4-18	3/4-14	18.78
5405-04-16	1/4-18	1-11 1/2	Call
5405-04-20	1/4-18	1-1/4-11 1/2	Call
5405-04/28-02	1/4-28	1/8-27	Call

5405 Series Continued next page

Hydraulic Adapters and Fittings

Pipe to Pipe Expander

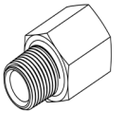

Baum Part #	Side 1 Male Pipe	Side 2 Female Pipe	Price
5405-06-06	3/8-18	3/8-18	$4.34
5405-06-08	3/8-18	1/2-14	5.48
5405-06-12	3/8-18	3/4-14	10.70
5405-08-06	1/2-14	3/8-18	7.85
5405-08-08	1/2-14	1/2-14	7.66
5405-08-12	1/2-14	3/4-14	8.76
5405-08-16	1/2-14	1-11 1/2	18.28
5405-12-08	3/4-14	1/2-14	9.83
5405-12-12	3/4-14	3/4-14	9.75
5405-12-16	3/4-14	1-11 1/2	16.87
5405-12-20	3/4-14	1-1/4-11 1/2	28.11
5405-16-16	1-11 1/2	1-11 1/2	21.98
5405-16-20	1-11 1/2	1-1/4-11 1/2	33.36
5405-16-24	1-11 1/2	1-1/2-11 1/2	47.99
5405-20-20	1-1/4-11 1/2	1-1/4-11 1/2	44.79
5405-20-24	1-1/4-11 1/2	1-1/2-11 1/2	35.88
5405-24-24	1-1/2-11 1/2	1-1/2-11 1/2	45.61
5405-24-32	1-1/2-11 1/2	2-11 1/2	52.90
5405-32-32	2-11 1/2	2-11 1/2	Call

Hex Pipe Reducer Bushing

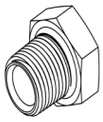

Baum Part #	Side 1 Male Pipe	Side 2 Female Pipe	Overall Adapter Length	Length of Hex	Price
5406-02-01	1/8-27	1/16-27	0.68	.31	$29.02
5406-04-02	1/4-18	1/8-27	0.85	.28	2.02
5406-06-02	3/8-18	1/8-27	0.85	.28	2.44
5406-06-04	3/8-18	1/4-18	0.85	.28	2.25
5406-08-02	1/2-14	1/8-27	1.10	.34	3.81
5406-08-04	1/2-14	1/4-18	1.10	.34	3.08
5406-08-06	1/2-14	3/8-18	1.10	.34	2.29
5406-12-02	3/4-14	1/8-27	1.17	.40	4.27
5406-12-04	3/4-14	1/4-18	1.17	.40	4.61
5406-12-06	3/4-14	3/8-18	1.17	.40	4.57
5406-12-08	3/4-14	1/2-14	1.17	.40	4.61
5406-16-02	1-11 1/2	1/8-27	1.36	.41	9.52
5406-16-04	1-11 1/2	1/4-18	1.36	.41	7.85
5406-16-06	1-11 1/2	3/8-18	1.36	.41	4.99
5406-16-08	1/11 1/2	1/2-14	1.36	.41	7.20
5406-16-12	1/11 1/2	3/4-14	1.36	.41	7.20
5406-20-04	1-1/4-11 1/2	1/4-18	1.47	.48	10.63
5406-20-06	1-1/4-11 1/2	3/8-18	1.47	.48	14.17
5406- 20-08	1-1/4-11 1/2	1/2-14	1.47	.48	9.41
5406-20-12	1-1/4-11 1/2	3/4-14	1.47	.48	12.64
5406-20-16	1-1/4-11 1/2	1-11 1/2	1.47	.48	13.03
5406-24-04	1-1/2-11 1/2	1/4-18	1.57	.58	20.07
5406- 24-06	1-1/2-11 1/2	3/8-18	1.57	.58	17.94
5406- 24-08	1-1/2-11 1/2	1/2-14	1.57	.58	17.94
5406-24-12	1-1/2-11 1/2	3/4-14	1.57	.58	21.79
5406- 24-16	1-1/2-11 1/2	1-11 1/2	1.57	.58	21.94
5406- 24-20	1-1/2-11 1/2	1-1/4-11 1/2	1.57	.58	20.45
5406-32-06	2-11 1/2	3/8-18	1.75	.67	Call
5406- 32-08	2-11 1/2	1/2-14	1.75	.67	34.92
5406- 32-12	2-11 1/2	3/4-14	1.75	.67	24.41
5406-32-16	2-11 1/2	1-11 1/2	1.75	.67	39.53
5406- 32-20	2-11 1/2	1-1/4-11 1/2	1.75	.67	34.01

5406 Series Continued next page

ASK FOR QUANTITY DISCOUNT *Prices subject to change without notice.*

 © Baum Hydraulics Corporation

Hydraulic Adapters and Fittings

Hex Pipe Reducer Bushing

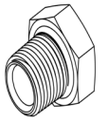

Baum Part #	Side 1 Male Pipe	Side 2 Female Pipe	Overall Adapter Length	Length of Hex	Price
5406-32-24	2-11 1/2	1-1/2-11 1/2	0.63	1.75	$28.75
5406- 32-24	2-11 1/2	1-1/2-11 1/2	1.75	.67	23.96
5406- 40-32	2-1/2-8	2-11 1/2	2.37	.97	155.47
5406- 48-24	3-8	1-1/2-11 1/2	2.83	1.27	Call
5406- 48-32	3-8	2-11 1/2	2.83	1.27	224.59

Pipe Cap

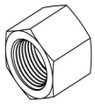

Baum Part #	Side 1 Female Pipe	Price
5406-CAP-02	1/8-27	$1.68
5406-CAP-04	1/4-18	2.29
5406-CAP-06	3/8-18	3.16
5406-CAP-08	1/2-14	4.95
5406-CAP-12	3/4-14	7.54
5406-CAP-16	1-11 1/2	10.32
5406-CAP-20	1-1/4-11 1/2	64.22
5406-CAP-24	1-1/2-11 1/2	77.73

Short Hex Pipe Reducer Bushing

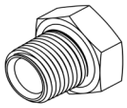

Baum Part #	Side 1 Male Pipe	Side 2 Female Pipe	Overall Adapter Length	Length of Hex	Price
5406-E-04-02	1/4-18	1/8-27	0.63	.15	$1.64
5406-E-06-02	3/8-18	1/8-27	0.66	.16	1.83
5406-E-06-04	3/8-18	1/4-18	0.66	.16	1.90
5406-E-08-02	1/2-14	1/8-27	0.70	.19	3.62
5406-E-08-04	1/2-14	1/4-18	0.70	.19	3.08
5406-E-08-06	1/2-14	3/8-18	0.70	.19	3.12
5406-E-12-02	3/4-14	1/8-27	0.94	.22	5.48
5406-E-12-04	3/4-14	1/4-18	0.94	.22	5.33
5406-E-12-06	3/4-14	3/8-18	0.94	.22	5.10
5406-E-12-08	3/4-14	1/2-14	0.94	.22	5.14
5406-E-16-02	1-11 1/2	1/8-27	1.00	.25	21.94
5406-E-16-04	1-11 1/2	1/4-18	1.00	.25	5.87
5406-E-16-06	1-11 1/2	3/8-18	1.00	.25	11.16
5406-E-16-08	1-11 1/2	1/2-14	1.00	.25	9.25
5406-E-16-12	1-11 1/2	3/4-14	1.00	.25	9.67
5406-E-20-02	1-1/4-11 1/2	1/8-27	1.17	.28	24.11
5406-E-20-04	1-1/4-11 1/2	1/4-18	1.17	.28	21.25
5406-E-20-06	1-1/4-11 1/2	3/8-18	1.17	.28	21.67
5406-E-20-08	1-1/4-11 1/2	1/2-14	1.17	.28	17.90
5406-E-20-12	1-1/4-11 1/2	3/4-14	1.17	.28	13.12
5406-E-20-16	1-1/4-11 1/2	1-11 1/2	1.17	.28	16.15

Flush Hollow Hex Pipe Plug 7/8 Taper

Baum Part #	Side 1 Male Pipe	Price
5406-FLP-01	1/16-27	$0.57
5406-FLP-02	1/4-18	0.42
5406-FLP-04	1/4-18	0.65
5406-FLP-06	3/8-18	0.69
5406-FLP-08	1/2-14	1.14
5406-FLP-12	3/4-14	2.19
5406-FLP-16	1-11 1/2	7.73
5406-FLP-20	1-1/4-11 1/2	12.38

Prices subject to change without notice. **ASK FOR QUANTITY DISCOUNT**

Hydraulic Adapters and Fittings

Hollow Hex Pipe Plug

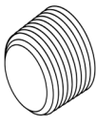

Baum Part #	Side 1 Male Pipe	Price
5406-HHP-01	1/16-27	$0.23
5406-HHP-02	1/8-27	0.19
5406-HHP-04	1/4-18	0.34
5406-HHP-06	3/8-18	0.53
5406-HHP-08	1/2-14	0.80
5406-HHP-12	3/4-14	1.37
5406-HHP-16	1-11 1/2	5.45
5406-HHP-20	1-1/4-11 1/2	10.36
5406-HHP-24	1-1/2-11 1/2	12.45
5406-HHP-32	2-11 1/2	28.56

Hex Head Pipe Plug

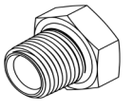

Baum Part #	Side 1 Male Pipe	Price
5406-P-01	1/16-27	Call
5406-P-02	1/8-27	0.42
5406-P-04	1/4-18	0.65
5406-P-06	3/8-18	1.03
5406-P-08	1/2-14	1.90
5406-P-12	3/4-14	3.47
5406-P-16	1-11 1/2	3.62
5406-P-20	1-1/4-11 1/2	11.81
5406-P-24	1-1/2-11 1/2	10.47
5406-P-32	2-11 1/2	35.69
5406-P-40	2-1/2-8	Call

Square Head Pipe Plug

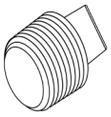

Baum Part #	Side 1 Male Pipe	Price
5406-SHP-01	1/16-27	$5.71
5406-SHP-02	1/8-27	0.65
5406-SHP-04	1/4-18	0.53
5406-SHP-06	3/8-18	0.80
5406-SHP-08	1/2-14	1.37
5406-SHP-12	3/4-14	1.87
5406-SHP-16	1-11 1/2	6.63
5406-SHP-20	1-1/4-11 1/2	14.51
5406-SHP-24	1-1/2-11 1/2	22.03
5406-SHP-32	2-11 1/2	25.90

Pipe Elbow 90°

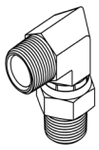

Baum Part #	Side 1 Male Pipe	Side 2 Male Pipe	Price
5500-02-02	1/8-27	1/8-27	$3.35
5500-04-02	1/4-18	1//8-27	3.16
5500-04-04	1/4-18	1/4-18	3.88
5500-06-02	3/8-18	1/8-27	Call
5500-06-04	3/8-18	1/4-18	4.65
5500-06-06	3/8-18	3/8-18	5.33
5500-08-04	1/2-14	1/4-18	6.86
5500-08-06	1/2-14	3/8-18	7.66
5500-08-08	1/2-14	1/2-14	7.16
5500-12-06	3/4-14	3/8-18	27.00
5500-12-08	3/4-14	1/2-14	11.81
5500-12-12	3/4-14	3/4-14	10.44
5500-16-08	1-11 1/2	1/2-14	15.88
5500-16-12	1-11 1/2	3/4-14	12.61
5500-16-16	1-11 1/2	1-11 1/2	16.95
5500-20-16	1-1/4-11 1/2	1-11 1/2	143.13
5500-20-20	1-1/4-11 1/2	1-1/4-11 1/2	30.32
5500-24-24	1-1/2-11 1/2	1-1/2-11 1/2	47.65
5500-32-32	2-11 1/2	2-11 1/2	243.63

Pipe Swivel Elbow 90°

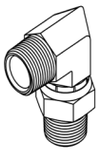

Baum Part #	Side 1 Male Pipe	Side 2 Male Pipe Swivel	Price
5500-S-04-04	1/4-18	1/4-18	$9.45
5500-S-06-06	3/8-18	3/8-18	25.25
5500-S-08-08	1/2-14	1/2-14	32.75
5500-S-12-12	3/4-14	3/4-14	53.02

ASK FOR QUANTITY DISCOUNT *Prices subject to change without notice.*

 © Baum Hydraulics Corporation

Hydraulic Adapters and Fittings

Pipe Elbow 45°

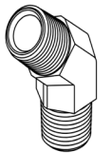

Baum Part #	Side 1 Male Pipe	Side 2 Male Pipe	Price
5501-02-02	1/8-27	1/8-27	$2.89
5501-04-04	1/4-18	1/4-18	1.50
5501-06-06	3/8-18	3/8-18	6.17
5501-08-08	1/2-14	1/2-14	7.66
5501-12-12	3/4-14	3/4-14	9.51
5501-16-16	1-11 1/2	1-11 1/2	17.86
5501-20-20	1-1/4-11 1/2	1-1/4-11 1/2	65.13
5501-24-24	1-1/2-11 1/2	1-1/2-11 1/2	85.50

Street Elbow Pipe Swivel 90°

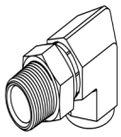

Baum Part #	Side 1 Male Pipe Swivel	Side 2 Female Pipe	Price
5502-S-04-04	1/4-18	1/4-18	$18.85
5502-S-06-06	3/8-18	3/8-18	28.41
5502-S-08-08	1/2-14	1/2-14	38.24
5502-S-12-12	3/4-14	3/4-14	75.07

Street Elbow 90°

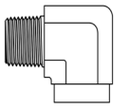

Baum Part #	Side 1 Male Pipe	Side 2 Female Pipe	Price
5502-02-02	1/8-27	1/8-27	$3.81
5502-02-04	1/8-27	1/4-18	5.26
5502-04-02	1/4-18	1/8-27	4.61
5502-04-04	1/4-18	1/4-18	4.91
5502-04-06	1/4-18	3/8-18	5.80
5502-04-08	1/4-18	1/2-14	9.90
5502-04/28-02	1/4-28	1/8-27	Call
5502-06-02	3/8-18	1/8-27	8.65
5502-06-04	3/8-18	1/4-18	4.57
5502-06-06	3/8-18	3/8-18	5.98
5502-06-08	3/8-18	1/2-14	7.85
5502-08-04	1/2-14	1/4-18	8.27
5502-08-06	1/2-14	3/8-18	7.01
5502-08-08	1/2-14	1/2-14	8.46
5502-08-12	1/2-14	3/4-14	13.86
5502-12-08	3/4-14	1/2-14	10.74
5502-12-12	3/4-14	3/4-14	12.26
5502-12-16	3/4-14	1-11 1/2	31.08
5502-16-08	1-11 1/2	1/2-14	Call
5502-16-12	1-11 1/2	3/4-14	17.94
5502-16-16	1-11 1/2	1-11 1/2	21.21
5502-16-20	1-11 1/2	1-1/4-11 1/2	39.35
5502-20-16	1-1/4-11 1/2	1-11 1/2	30.13
5502-20-20	1-1/4-11 1/2	1-1/4-11 1/2	32.75
5502-20-24	1-1/4-11 1/2	1-1/2-11 1/2	Call
5502-24-20	1-1/2-11 1/2	1-1/4-11 1/2	82.27
5502-24-24	1-1/2-11 1/2	1-1/2-11 1/2	82.95
5502-32-32	2-11 1/2	2-11 1/2	142.14

Prices subject to change without notice. **ASK FOR QUANTITY DISCOUNT**

Hydraulic Adapters and Fittings

Street Pipe Elbow 45°

Baum Part #	Side 1 Male Pipe	Side 2 Female Pipe	Price
5503-02-02	1/8-27	1/8-27	$4.42
5503-04-04	1/4-18	1/4-18	5.10
5503-04/28-02	1/4-28	1/8-27	Call
5503-06-06	3/8-18	3/8-18	6.86
5503-08-08	1/2-14	1/2-14	9.06
5503-12-12	3/4-14	3/4-14	12.87
5503-16-16	1-11 1/2	1-11 1/2	19.35
5503-20-20	1-1/4-11 1/2	1-1/4-11 1/2	45.21
5503-24-24	1-1/2-11 1/2	1-1/2-11 1/2	69.42
5503-32-32	2-11 1/2	2-11 1/2	266.10

Pipe Elbow 45°

Baum Part #	Side 1 Female Pipe	Side 2 Female Pipe	Price
5505-02-02	1/8-27	1/8-27	$2.34
5505-04-04	1/4-18	1/4-18	6.55
5505-06-06	3/8-18	3/8-18	10.05
5505-08-08	1/2-14	1/2-14	12.26
5505-12-12	3/4-14	3/4-14	16.15
5505-16-16	1-11 1/2	1-11 1/2	19.39
5505-20-20	1-1/4-11 1/2	1-1/4-11 1/2	32.64
5505-24-24	1-1/2-11 1/2	1-1/2-11 1/2	153.94
5505-32-32	2-11 1/2	2-11 1/2	Call

Pipe Elbow 90°

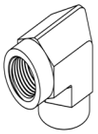

Baum Part #	Side 1 Female Pipe	Side 2 Female Pipe	Price
5504-02-02	1/8-27	1/8-27	$4.27
5504-04-02	1/4-18	1/8-27	4.65
5504-04-04	1/4-18	1/4-18	5.18
5504-06-04	3/8-18	1/4-18	5.22
5504-06-06	3/8-18	3/8-18	6.47
5504-08-04	1/2-14	1/4-18	8.34
5504-08-06	1/2-14	3/8-18	7.73
5504-08-08	1/2-14	1/2-14	9.37
5504-12-08	3/4-14	1/2-14	14.93
5504-12-12	3/4-14	3/4-14	14.93
5504-16-12	1-11 1/2	3/4-14	27.95
5504-16-16	1-11 1/2	1-11 1/2	22.47
5504-20-20	1-1/4-11 1/2	1-1/4-11 1/2	36.94
5504-24-24	1-1/2-11 1/2	1-1/2-11 1/2	60.48
5504-32-32	2-11 1/2	2-11 1/2	129.57

Pipe Tee

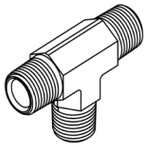

Baum Part #	Side 1 Male Pipe	Side 2 Male Pipe	Side 3 Male Pipe	Price
5600-02-02-02	1/8-27	1/8-27	1/8-27	$7.31
5600-04-04-04	1/4-18	1/4-18	1/4-18	10.05
5600-06-06-06	3/8-18	3/8-18	3/8-18	12.26
5600-08-08-08	1/2-14	1/2-14	1/2-14	14.82
5600-12-12-12	3/4-14	3/4-14	3/4-14	19.39
5600-16-16-16	1-11 1/2	1-11 1/2	1-11 1/2	33.45
5600-20-20-20	1-1/4-11 1/2	1-1/4-11 1/2	1-1/4-11 1/2	113.91
5600-24-24-24	1-1/2-11 1/2	1-1/2-11 1/2	1-1/2-11 1/2	Call

ASK FOR QUANTITY DISCOUNT *Prices subject to change without notice.*

 © Baum Hydraulics Corporation

Hydraulic Adapters and Fittings

Pipe Tee

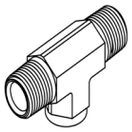

Baum Part #	Side 1 Male Pipe	Side 2 Male Pipe	Side 3 Female Pipe	Price
5601-02-02-02	1/8-27	1/8-27	1/8-24	$7.59
5601-04-04-04	1/4-18	1/4-18	1/4-18	8.23
5601-06-06-06	3/8-18	3/8-18	3/8-18	10.47
5601-08-08-08	1/2-14	1/2-14	1/2-14	18.93
5601-12-12-12	3/4-14	3/4-14	3/4-14	25.06
5601-16-16-16	1-11 1/2	1-11 1/2	1-11 1/2	32.91
5601-20-20-20	1-1/4-11 1/2	1-1/4-11 1/2	1-1/4-11 1/2	59.60
5601-24-24-24	1-1/2-11 1/2	1-1/2-11 1/2	1-1/2-11 1/2	181.78

Pipe Tee

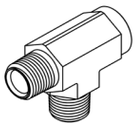

Baum Part #	Side 1 Male Pipe	Side 2 Female Pipe	Side 3 Male Pipe	Price
5603-02-02-02	1/8-27	1/8-27	1/8-27	$5.45
5603-04-04-04	1/4-18	1/4-18	1/4-18	7.54
5603-06-06-06	3/8-18	3/8-18	3/8-18	7.69
5603-08-08-08	1/2-14	1/2-14	1/2-14	15.42
5603-12-12-12	3/4-14	3/4-14	3/4-14	18.66
5603-16-16-16	1-11 1/2	1-11 1/2	1-11 1/2	27.12
5603-20-20-20	1-1/4-11 1/2	1-1/4-11 1/2	1-1/4-11 1/2	62.80
5603-24-24-24	1-1/2-11 1/2	1-1/2-11 1/2	1-1/2-11 1/2	117.91
5603-32-32-32	2-11 1/2	2-11 1/2	2-11 1/2	Call

Street Pipe Tee

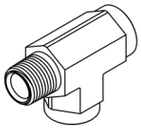

Baum Part #	Side 1 Male Pipe	Side 2 Female Pipe	Side 3 Female Pipe	Price
5602-02-02-02	1/8-27	1/8-27	1/8-24	$5.56
5602-02-04-04	1/8-27	1/4-18	1/4-18	Call
5602-04-04-04	1/4-18	1/4-18	1/4-18	6.74
5602-06-06-06	3/8-18	3/8-18	3/8-18	9.64
5602-08-08-08	1/2-14	1/2-14	1/2-14	14.62
5602-12-12-12	3/4-14	3/4-14	3/4-14	21.02
5602-16-16-16	1-11 1/2	1-11 1/2	1-11 1/2	35.46
5602-20-20-20	1-1/4-11 1/2	1-1/4-11 1/2	1-1/4-11 1/2	59.07
5602-24-24-24	1-1/2-11 1/2	1-1/2-11 1/2	1-1/2-11 1/2	94.68
5602-32-32-32	2-11 1/2	2-11 1/2	2-11 1/2	265.46

Branch Pipe Tee

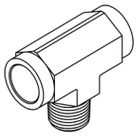

Baum Part #	Side 1 Female Pipe	Side 2 Female Pipe	Side 3 Male Pipe	Price
5604-02-02-02	1/8-27	1/8-27	1/8-27	$5.79
5604-04-04-04	1/4-18	1/4-18	1/4-18	7.66
5604-06-06-06	3/8-18	3/8-18	3/8-18	10.28
5604-08-08-08	1/2-14	1/2-14	1/2-14	14.59
5604-12-12-12	3/4-14	3/4-14	3/4-14	20.79
5604-16-16-16	1-11 1/2	1-11 1/2	1-11 1/2	31.88
5604-20-20-20	1-1/4-11 1/2	1-1/4-11 1/2	1-1/4-11 1/2	43.53
5604-24-24-24	1-1/2-11 1/2	1-1/2-11 1/2	1-1/2-11 1/2	86.00
5604-32-32-32	2-11 1/2	2-11 1/2	2-11 1/2	253.61

Prices subject to change without notice. **ASK FOR QUANTITY DISCOUNT**

Hydraulic Adapters and Fittings

Pipe Tee

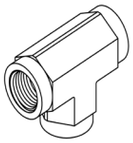

Baum Part #	Side 1 Female Pipe	Side 2 Female Pipe	Side 3 Female Pipe	Price
5605-02-02-02	1/8-27	1/8-27	1/8-27	$5.90
5605-04-04-04	1/4-18	1/4-18	1/4-18	6.89
5605-06-06-06	3/8-18	3/8-18	3/8-18	9.14
5605-08-08-08	1/2-14	1/2-14	1/2-14	13.48
5605-12-12-08	3/4-14	3/4-14	1/2-14	Call
5605-12-12-12	3/4-14	3/4-14	3/4-14	19.20
5605-16-16-16	1-11 1/2	1-11 1/2	1-11 1/2	31.19
5605-20-20-20	1-1/4-11 1/2	1-1/4-11 1/2	1-1/4-11 1/2	60.37
5605-24-24-24	1-1/2-11 1/2	1-1/2-11 1/2	1-1/2-11 1/2	85.77
5605-32-32-32	2-11 1/2	2-11 1/2	2-11 1/2	253.61

Pipe Cross

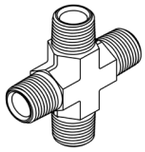

Baum Part #	Side 1 Male Pipe	Side 2 Male Pipe	Side 3 Male Pipe	Side 4 Male Pipe	Price
5650-04-04-04-04	1/4-18	1/4-18	1/4-18	1/4-18	$44.67
5650-12-12-12-12	3/4-14	3/4-14	3/4-14	3/4-14	48.86

Pipe Cross

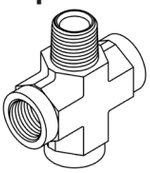

Baum Part #	Side 1 Male Pipe	Side 2 Female Pipe	Side 3 Female Pipe	Side 4 Female Pipe	Price
5655-04-04-04-04	1/4-18	1/4-18	1/4-18	1/4-18	17.21
5655-06-06-06-06	3/8-18	3/8-18	3/8-18	3/8-18	15.84
5655-08-08-08-08	1/2-14	1/2-14	1/2-14	1/2-14	26.05
5655-12-12-12-12	3/4-14	3/4-14	3/4-14	3/4-14	57.81

Pipe Cross

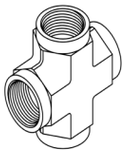

Baum Part #	Side 1 Female Pipe	Side 2 Female Pipe	Side 3 Female Pipe	Side 4 Female Pipe	Price
5652-02-02-02-02	1/8-27	1/8-27	1/8-27	1/8-27	$10.97
5652-04-04-04-04	1/4-18	1/4-18	1/4-18	1/4-18	11.11
5652-06-06-06-06	3/8-18	3/8-18	3/8-18	3/8-18	13.03
5652-08-08-08-08	1/2-14	1/2-14	1/2-14	1/2-14	19.42
5652-12-12-12-12	3/4-14	3/4-14	3/4-14	3/4-14	27.31
5652-16-16-16-16	1-11 1/2	1-11 1/2	1-11 1/2	1-11 1/2	Call
5652-20-20-20-20	1-1/4-11 1/2	1-1/4-11 1/2	1-1/4-11 1/2	1-1/4-11 1/2	Call
5652-24-24-24-24	1-1/2-11 1/2	1-1/2-11 1/2	1-1/2-11 1/2	1-1/2-11 1/2	Call
5652-32-32-32-32	2-11 1/2	2-11 1/2	2-11 1/2	2-11 1/2	Call

ASK FOR QUANTITY DISCOUNT *Prices subject to change without notice.*

BAUM HYDRAULICS CORPORATION
1-800-228-9222 / e-mail: sales@baumhydraulics.com
Fax: 1-800-832-2522 / www.baumhydraulics.com / © Baum Hydraulics Corporation

Hydraulic Adapters and Fittings

O-Ring to Pipe

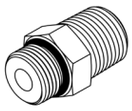

Baum Part #	Side 1 Male O-ring	Side 2 Male Pipe	Price
6401-03-02	3/8-24	1/8-27	$28.79
6401-04-02	7/16-20	1/8-27	3.98
6401-04-04	7/16-20	1/4-18	2.40
6401-04-06	7/16-20	3/8-18	19.47
6401-05-02	1/2-20	1/8-27	15.63
6401-05-04	1/2-20	1/4-18	22.61
6401-06-04	9/16-18	1/4-18	2.51
6401-06-06	9/16-18	3/8-18	2.86
6401-06-08	9/16-18	1/2-14	4.65
6401-08-04	3/4-16	1/4-18	10.66
6401-08-06	3/4-16	3/8-18	3.16
6401-08-08	3/4-16	1/2-14	4.08
6401-08-12	3/4-16	3/4-14	28.20
6401-10-06	7/8-14	3/8-18	38.85
6401-10-08	7/8-14	1/2-14	4.76
6401-10-12	7/8-14	3/4-14	63.84
6401-12-08	1-1/16-12	1/2-14	7.12
6401-12-12	1-1/16-12	3/4-14	7.16
6401-12-16	1-1/16-12	1-11 1/2	24.22
6401-16-12	1-5/16-12	3/4-14	70.59
6401-16-16	1-5/16-12	1-11 1/2	12.80
6401-16-20	1-5/16-12	1-1/4-11 1/2	95.79
6401-20-20	1-5/8-12	1-1/4-11 1/2	39.99
6401-24-16	1-7/8-12	1-11 1/2	140.76
6401-24-20	1-7/8-12	1-1/4-11 1/2	168.45
6401-24-24	1-7/8-12	1-1/2-11 1/2	68.30
6401-32-32	2-1/2-12	2-11 1/2	132.42

O-Ring to Pipe

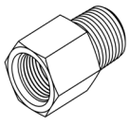

Baum Part #	Side 1 Female O-ring	Side 2 Male Pipe	Price
6404-04-02	7/16-20	1/8-27	$6.36
6404-04-04	7/16-20	1/4-18	6.25
6404-04-06	7/16-20	3/8-18	7.12
6404-05-02	1/2-20	1/8-27	7.46
6404-05-04	1/2-20	1/4-18	Call
6404-06-04	9/16-18	1/4-18	5.26
6404-06-06	9/16-18	3/8-18	4.76
6404-06-08	9/16-18	1/2-14	6.06
6404-08-04	3/4-16	1/4-18	Call
6404-08-06	3/4-16	3/8-18	5.45
6404-08-08	3/4-16	1/2-14	5.10
6404-08-12	3/4-16	3/4-14	33.63
6404-08-16	3/4-16	1-11 1/2	Call
6404-10-06	7/8-14	3/8-18	30.32
6404-10-08	7/8-14	1/2-14	7.08
6404-10-12	7/8-14	3/4-14	7.85
6404-12-08	1-1/16-12	1/2-14	17.52
6404-12-12	1-1/16-12	3/4-14	10.36
6404-12-16	1-1/16-12	1-11 1/2	Call
6404-14-12	1-3/16-12	3/4-14	24.22
6404-16-12	1-5/16-12	3/4-14	61.47
6404-16-16	1-5/16-12	1-11 1/2	27.27
6404-20-20	1-5/8-12	1-1/4-11 1/2	37.02
6404-24-24	1-7/8-12	1-1/2-11 1/2	45.28
6404-32-32	2-1/2-12	2-11 1/2	Call

Prices subject to change without notice. **ASK FOR QUANTITY DISCOUNT**

Hydraulic Adapters and Fittings

BAUM HYDRAULICS CORPORATION

O-Ring to Pipe

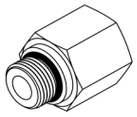

Baum Part #	Side 1 Male O-ring	Side 2 Female Pipe	Price
6405-02-02	5/16-24	1/8-27	$29.10
6405-02-04	5/16-24	1/4-18	18.09
6405-03-02	3/8-24	1/8-27	26.58
6405-03-04	3/8-24	1/4-18	17.10
6405-04-02	7/16-20	1/8-27	2.44
6405-04-04	7/16-20	1/4-18	3.08
6405-04-06	7/16-20	3/8-18	6.78
6405-05-02	1/2-20	1/8-27	3.47
6405-05-04	1/2-20	1/4-18	6.67
6405-06-02	9/16-18	1/8-27	1.94
6405-06-04	9/16-18	1/4-18	3.20
6405-06-06	9/16-18	3/8-18	3.66
6405-06-08	9/16-18	1/2-14	14.51
6405-06-12	9/16-18	3/4-14	22.62
6405-08-02	3/4-16	1/8-27	12.00
6405-08-04	3/4-16	1/4-18	4.08
6405-08-06	3/4-16	3/8-18	3.77
6405-08-08	3/4-16	1/2-14	5.45
6405-08-12	3/4-16	3/4-14	12.42
6405-10-02	7/8-14	1/8-27	Call
6405-10-04	7/8-14	1/4-18	4.72
6405-10-06	7/8-14	3/8-18	5.29
6405-10-08	7/8-14	1/2-14	6.78
6405-10-12	7/8-14	3/4-14	9.41
6405-12-04	1-1/16-12	1/4-18	6.40
6405-12-06	1-1/16-12	3/8-18	6.70
6405-12-08	1-1/16-12	1/2-14	7.35
6405-12-12	1-1/16-12	3/4-14	8.53
6405-12-16	1-1/16-12	1-11 1/2	19.77
6405-12-20	1-1/16-12	1-1/4-11 1/2	Call
6405-12-24	1-1/16-12	1-1/2-11 1/2	Call
6405-14-08	1-3/16-12	1/2-14	19.04
6405-14-12	1-3/16-12	3/4-14	15.50
6405-14-16	1-3/16-12	1/11 1/2	Call

O-Ring to Pipe

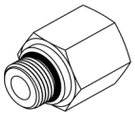

Continued

Baum Part #	Side 1 Male O-ring	Side 2 Female Pipe	Price
6405-16-04	1-5/16-12	1/4-18	$34.54
6405-16-06	1-5/16-12	3/8-18	Call
6405-16-08	1-5/16-12	1/2-14	11.35
6405-16-12	1-5/16-12	3/4-14	11.35
6405-16-16	1-5/16-12	1-11 1/2	13.22
6405-16-20	1-5/16-12	1-1/4-11 1/2	31.04
6405-20-08	1-5/8-12	1/2-14	54.73
6405-20-12	1-5/8-12	3/4-14	16.26
6405-20-16	1-5/8-12	1-11 1/2	14.89
6405-20-20	1-5/8-12	1-1/4-11 1/2	22.78
6405-20-24	1-5/8-12	1-1/2-11 1/2	78.04
6405-24-12	1-7/8-12	3/4-14	Call
6405-24-16	1-7/8-12	1-11 1/2	23.40
6405-24-20	1-7/8-12	1-1/4-11 1/2	40.90
6405-24-24	1-7/8-12	1-1/2-11 1/2	43.72
6405-32-20	2-1/2-12	1-1/4-11 1/2	79.37
6405-32-24	2-1/2-12	1-1/2-11 1/2	50.04
6405-32-32	2-1/2-12	2-11 1/2	49.28

O-Ring to Pipe

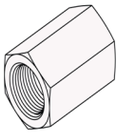

Baum Part #	Side 1 Female O-ring	Side 2 Female Pipe	Price
6420-06-06	9/16-18	3/8-18	$26.70
6420-10-08	7/8-14	1/2-14	25.41
6420-12-12	1-1/16-12	3/4-14	77.66
6420-16-16	1-5/16-12	1-11 1/2	168.15

ASK FOR QUANTITY DISCOUNT *Prices subject to change without notice.*

 © Baum Hydraulics Corporation

Hydraulic Adapters and Fittings

O-Ring to Pipe Elbow 90°

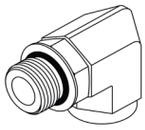

Baum Part #	Side 1 Male O-ring	Side 2 Female Pipe	Price
6805-04-02	7/16-20	1/8-27	$4.68
6805-04-04	7/16-20	1/4-18	7.77
6805-05-02	1/2-20	1/8-27	8.46
6805-06-02	9/16-18	1/8-27	Call
6805-06-04	9/16-18	1/4-18	6.17
6805-06-06	9/16-18	3/8-18	9.33
6805-08-06	3/4-16	3/8-18	9.41
6805-08-08	3/4-16	1/2-14	12.42
6805-10-06	7/8-14	3/8-18	16.41
6805-10-08	7/8-14	1/2-14	13.83
6805-10-12	7/8-14	3/4-14	41.25
6805-12-08	1-1/16-12	1/2-14	15.50
6805-12-12	1-1/16-12	3/4-14	18.93
6805-14-12	1-3/16-12	3/4-14	35.08
6805-16-12	1-5/16-12	3/4-14	33.63
6805-16-16	1-5/16-12	1-11 1/2	27.35
6805-20-20	1-5/8-12	1-1/4-11 1/2	48.90
6805-24-24	1-7/8-12	1-1/2-11 1/2	62.85
6805-32-32	2-1/2-12	2-11 1/2	Call

O-Ring to Pipe Elbow 90°

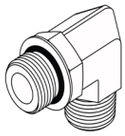

Baum Part #	Side 1 Male O-ring	Side 2 Male Pipe	Price
6806-04-02	7/16-20	1/8-27	$4.65
6806-04-04	7/16-20	1/4-18	6.17
6806-05-02	1/2-20	1/8-27	8.57
6806-06-04	9/16-18	1/4-18	4.68
6806-06-06	9/16-18	3/8-18	6.76
6806-06-08	9/16-18	1/2-14	17.86
6806-08-06	3/4-16	3/8-18	8.95
6806-08-08	3/4-16	1/2-14	11.08
6806-10-08	7/8-14	1/2-14	11.65
6806-12-12	1-1/16-12	3/4-14	16.34
6806-14-12	1-3/16-12	3/4-14	30.81
6806-16-12	1-5/16-12	3/4-14	21.59
6806-16-16	1-5/16-12	1-11 1/2	26.89
6806-20-20	1-5/8-12	1-1/4-11 1/2	45.89
6806-24-24	1-7/8-12	1-1/2-11 1/2	49.85
6806-32-32	2-1/2-12	2-11 1/2	166.05

Pipe to O-Ring Branch Tee

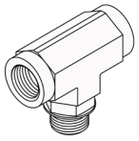

Baum Part #	Side 1 Female Pipe	Side 2 Female Pipe	Side 3 Male O-Ring	Price
6855-04-04-06	1/4-18	1/4-18	9/16-18	$34.51
6855-06-06-04	3/8-18	3/8-18	7/16-20	95.67
6855-06-06-06	3/8-18	3/8-18	9/16-18	46.85
6855-06-08-08	3/8-18	1/2-14	3/4-16	101.99

Prices subject to change without notice. **ASK FOR QUANTITY DISCOUNT**

Hydraulic Adapters and Fittings

BAUM HYDRAULICS CORPORATION

Pipe to Pipe Swivel

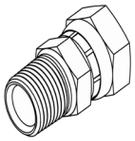

Baum Part #	Side 1 Male Pipe	Side 2 Female Pipe Swivel	Price
1404-02-02	1/8-27	1/8-27	$2.55
1404-02-04	1/8-27	1/4-18	3.88
1404-04-02	1/4-18	1/8-27	2.55
1404-04-04	1/4-18	1/4-18	3.31
1404-04-06	1/4-18	3/8-18	4.61
1404-04-08	1/4-18	1/2-14	8.46
1404-06-04	3/8-18	1/4-18	4.65
1404-06-06	3/8-18	3/8-18	3.88
1404-06-08	3/8-18	1/2-14	6.02
1404-08-04	1/2-14	1/4-18	6.82
1404-08-06	1/2-14	3/8-18	5.75
1404-08-08	1/2-14	1/2-14	4.84
1404-08-12	1/2-14	3/4-14	10.74
1404-12-06	3/4-14	3/8-18	15.77
1404-12-08	3/4-14	1/2-14	8.95
1404-12-12	3/4-14	3/4-14	8.19
1404-12-16	3/4-14	1/11 1/2	13.98
1404-16-06	1-11 1/2	3/8-18	Call
1404-16-08	1-11 1/2	1/2-14	28.18
1404-16-12	1-11 1/2	3/4-14	13.41
1404-16-16	1-11 1/2	1-11 1/2	11.31
1404-16-20	1-11 1/2	1-1/4-11 1/2	28.41
1404-16-24	1-11 1/2	1-1/2-11 1/2	59.87
1404-20-16	1-1/4-11 1/2	1-11 1/2	29.29
1404-20-20	1-1/4-11 1/2	1-1/4-11 1/2	21.48
1404-20-24	1-1/4-11 1/2	1-1/2-11 1/2	24.91
1404-24-20	1-1/2-11 1/2	1-1/4-11 1/2	30.03
1404-24-24	1-1/2-11 1/2	1-1/2-11 1/2	29.82
1404-32-32	2-11 1/2	2-11 1/2	52.67
1404-48-48	3-8	3-8	Call

Pipe to Pipe Swivel

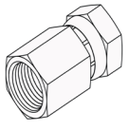

Baum Part #	Side 1 Female Pipe	Side 2 Female Pipe Swivel	Price
1405-02-02	1/8-27	1/8-27	$2.55
1405-02-04	1/8-27	1/4-18	4.49
1405-04-02	1/4-18	1/8-27	6.25
1405-04-04	1/4-18	1/4-18	4.08
1405-04-06	1/4-18	3/8-18	4.61
1405-04-08	1/4-18	1/2-14	22.93
1405-06-04	3/8-18	1/4-18	5.52
1405-06-06	3/8-18	3/8-18	4.34
1405-06-08	3/8-18	1/2-14	6.40
1405-08-04	1/2-14	1/4-18	12.26
1405-08-06	1/2-14	3/8-18	7.20
1405-08-08	1/2-14	1/2-14	6.06
1405-08-12	1/2-14	3/4-14	9.37
1405-12-06	3/4-14	3/8-18	39.80
1405-12-08	3/4-14	1/2-14	9.67
1405-12-12	3/4-14	3/4-14	9.25
1405-12-16	3/4-14	1/11 1/2	15.54
1405-16-12	1-11 1/2	3/4-14	15.35
1405-16-16	1-11 1/2	1-11 1/2	12.80
1405-20-20	1-1/4-11 1/2	1-1/4-11 1/2	23.00
1405-24-24	1-1/2-11 1/2	1-1/2-11 1/2	22.66
1405-32-32	2-11 1/2	2-11 1/2	55.22

Pipe Dual Swivel Union

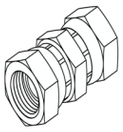

Baum Part #	Side 1 Female Pipe Swivel	Side 2 Female Pipe Swivel	Price
1406-04-04	1/4-18	1/4-18	$19.69
1406-06-06	3/8-18	3/8-18	24.60
1406-08-08	1/2-14	1/2-14	31.19
1406-12-12	3/4-14	3/4-14	45.13
1406-16-16	1-11 1/2	1-11 1/2	48.18
1406-20-20	1-1/4-11 1/2	1-1/4-11 1/2	86.72

ASK FOR QUANTITY DISCOUNT *Prices subject to change without notice.*

 © Baum Hydraulics Corporation

Hydraulic Adapters and Fittings

Pipe to Pipe Swivel Elbow 90°

Baum Part #	Side 1 Male Pipe	Side 2 Female Pipe Swivel	Price
1501-02-02	1/8-27	1/8-27	$3.92
1501-02-04	1/8-27	1/4-18	4.99
1501-04-02	1/4-18	1/8-27	5.26
1501-04-04	1/4-18	1/4-18	4.53
1501-04-06	1/4-18	3/8-18	6.51
1501-04-08	1/4-18	1/2-14	9.45
1501-06-04	3/8-18	1/4-18	6.78
1501-06-06	3/8-18	3/8-18	6.51
1501-06-08	3/8-18	1/2-14	8.34
1501-06-12	3/8-18	3/4-14	31.38
1501-08-04	1/2-14	1/4-18	7.81
1501-08-06	1/2-14	3/8-18	8.00
1501-08-08	1/2-14	1/2-14	8.19
1501-08-12	1/2-14	3/4-14	13.33
1501-12-04	3/4-14	1/4-18	17.56
1501-12-06	3/4-14	3/8-18	10.17
1501-12-08	3/4-14	1/2-14	13.33
1501-12-12	3/4-14	3/4-14	13.25
1501-12-16	3/4-14	1/11 1/2	19.04
1501-12-20	3/4-14	1-1/4-11 1/2	Call
1501-16-08	1-11 1/*2	1/2-14	21.10
1501-16-12	1-11 1/2	3/4-14	22.58
1501-16-16	1-11 1/2	1-11 1/2	20.79
1501-16-20	1-11 1/2	1-1/4-11 1/2	42.12
1501-20-12	1-1/4-11 1/2	3/4-14	36.75
1501-20-16	1-1/4-11 1/2	1-11 1/2	33.27
1501-20-20	1-1/4-11 1/2	1-1/4-11 1/2	39.49
1501-20-24	1-1/4-11 1/2	1-1/2-11 1/2	51.68
1501-24-20	1-1/2-11 1/2	1-1/4-11 1/2	43.15
1501-24-24	1-1/2-11 1/2	1-1/2-11 1/2	41.44
1501-32-32	2-11 1/2	2-11 1/2	90.87

Pipe to Pipe Swivel Elbow 90°

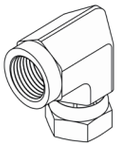

Baum Part #	Side 1 Female Pipe	Side 2 Female Pipe Swivel	Price
1502-02-02	1/8-27	1/8-27	$5.48
1502-02-04	1/8-27	1/4-18	6.82
1502-04-02	1/4-18	1/8-27	6.13
1502-04-04	1/4-18	1/4-18	6.59
1502-04-06	1/4-18	3/8-18	11.88
1502-06-04	3/8-18	1/4-18	7.12
1502-06-06	3/8-18	3/8-18	8.15
1502-06-08	3/8-18	1/2-14	11.65
1502-08-04	1/2-14	1/4-18	9.60
1502-08-06	1/2-14	3/8-18	10.28
1502-08-08	1/2-14	1/2-14	10.78
1502-08-12	1/2-14	3/4-14	13.22
1502-12-08	3/4-14	1/2-14	13.06
1502-12-12	3/4-14	3/4-14	13.41
1502-12-16	3/4-14	1-11 1/2	31.76
1502-16-12	1-11 1/2	3/4-14	29.90
1502-16-16	1-11 1/2	1-11 1/2	26.66
1502-20-20	1-1/4-11 1/2	1-1/4-11 1/2	50.27
1502-24-24	1-1/2-11 1/2	1-1/2-11 1/2	64.56
1502-32-32	2-11 1/2	2-11 1/2	181.63

Prices subject to change without notice. **ASK FOR QUANTITY DISCOUNT**

Hydraulic Adapters and Fittings

Pipe to Pipe Swivel Elbow 45°

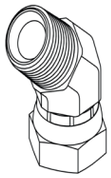

Baum Part #	Side 1 Male Pipe	Side 2 Female Pipe Swivel	Price
1503-02-02	1/8-27	1/8-27	$4.46
1503-02-04	1/8-27	1/4-18	Call
1503-04-02	1/4-18	1/8-27	Call
1503-04-04	1/4-18	1/4-18	4.84
1503-04-06	1/4-18	3/8-18	5.87
1503-06-04	3/8-18	1/4-18	6.28
1503-06-06	3/8-18	3/8-18	6.59
1503-06-08	3/8-18	1/2-14	9.60
1503-08-04	1/2-14	1/4-18	Call
1503-08-06	1/2-14	3/8-18	8.42
1503-08-08	1/2-14	1/2-14	8.53
1503-08-12	1/2-14	3/4-14	10.13
1503-12-06	3/4-14	3/8-18	Call
1503-12-08	3/4-14	1/2-14	14.62
1503-12-12	3/4-14	3/4-14	11.81
1503-12-16	3/4-14	1/11 1/2	10.63
1503-16-12	1-11 1/2	3/4-14	16.34
1503-16-16	1-11 1/2	1-11 1/2	19.50
1503-16-20	1/11 1/2	1-1/4-11 1/2	29.67
1503-20-16	1-1/4-11 1/2	1-11 1/2	24.83
1503-20-20	1-1/4-11 1/2	1-1/4-11 1/2	32.37
1503-24-24	1-1/2-11 1/2	1-1/2-11 1/2	39.53
1503-32-32	2-11 1/2	2-11 1/2	91.37

Pipe to Pipe Swivel Elbow 45°

Baum Part #	Side 1 Female Pipe	Side 2 Female Pipe Swivel	Price
1504-02-02	1/8-27	1/8-27	$5.71
1504-02-04	1/8-27	1/4-18	Call
1504-04-02	1/4-18	1/8-27	Call
1504-04-04	1/4-18	1/4-18	8.15
1504-06-04	3/8-18	1/4-18	6.82
1504-06-06	3/8-18	3/8-18	9.48
1504-08-06	1/2-14	3/8-18	Call
1504-08-08	1/2-14	1/2-14	10.85
1504-12-08	3/4-14	1/2-14	21.25
1504-12-12	3/4-14	3/4-14	16.34
1504-16-12	1-11 1/2	3/4-14	Call
1504-16-16	1-11 1/2	1-11 1/2	28.11
1504-20-20	1-1/4-11 1/2	1-1/4-11 1/2	35.31
1504-24-24	1-1/2-11 1/2	1-1/2-11 1/2	63.22

Pipe Swivel Union Tee

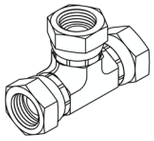

Baum Part #	Side 1 Female Pipe	Side 2 Female Pipe Swivel	Side 3 Female Pipe Swivel	Price
1603-02-02-02	1/8-27	1/8-27	1/8-27	$9.60
1603-04-04-04	1/4-18	1/4-18	1/4-18	11.43
1603-06-06-06	3/8-18	3/8-18	3/8-18	13.41
1603-08-08-08	1/2-14	1/2-14	1/2-14	16.91
1603-12-12-12	3/4-14	3/4-14	3/4-14	24.22
1603-16-16-16	1-11 1/2	1-11 1/2	1-11 1/2	41.25
1603-20-20-20	1-1/4-11 1/2	1-1/4-11 1/2	1-1/4-11 1/2	64.14

ASK FOR QUANTITY DISCOUNT *Prices subject to change without notice.*

 © Baum Hydraulics Corporation

Hydraulic Adapters and Fittings

Pipe to Swivel Branch Tee

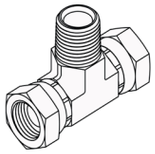

Baum Part #	Side 1 Male Pipe	Side 2 Female Pipe Swivel	Side 3 Female Pipe Swivel	Price
1601-02-02-02	1/8-27	1/8-27	1/8-27	$8.53
1601-04-04-04	1/4-18	1/4-18	1/4-18	9.37
1601-04-06-06	1/4-18	3/8-18	3/8-18	11.27
1601-06-04-04	3/8-18	1/4-18	1/4-18	13.18
1601-06-06-06	3/8-18	3/8-18	3/8-18	11.43
1601-06-08-08	3/8-18	1/2-14	1/2-14	18.05
1601-08-04-04	1/2-14	1/4-18	1/4-18	15.73
1601-08-06-06	1/2-14	3/8-18	3/8-18	14.93
1601-08-08-08	1/2-14	1/2-14	1/2-14	14.59
1601-12-08-08	3/4-14	1/2-14	1/2-14	19.39
1601-12-12-12	3/4-14	3/4-14	3/4-14	21.59
1601-12-16-16	3/4-14	1-11 1/2	1-11 1/2	Call
1601-16-12-12	1-11 1/2	3/4-14	3/4-14	31.73
1601-16-16-16	1-11 1/2	1-11 1/2	1-11 1/2	28.56
1601-20-20-20	1-1/4-11 1/2	1-1/4-11 1/2	1-1/4-11 1/2	55.95
1601-24-24-24	1-1/2-11 1/2	1-1/2-11 1/2	1-1/2-11 1/2	89.43

Pipe Swivel Branch Tee

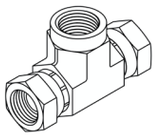

Baum Part #	Side 1 Female Pipe	Side 2 Female Pipe Swivel	Side 3 Female Pipe Swivel	Price
1602-02-02-02	1/8-27	1/8-27	1/8-27	$8.68
1602-04-04-04	1/4-18	1/4-18	1/4-18	8.99
1602-06-04-04	3/8-18	1/4-18	1/4-18	12.68
1602-06-06-06	3/8-18	3/8-18	3/8-18	10.44
1602-06-08-08	3/8-18	1/2-14	1/2-14	Call
1602-08-06-06	1/2-14	3/8-18	3/8-18	16.45
1602-08-08-08	1/2-14	1/2-14	1/2-14	15.92
1602-12-08-08	3/4-14	1/2-14	1/2-14	21.71
1602-12-12-12	3/4-14	3/4-14	3/4-14	21.79
1602-16-12-12	1-11 1/2	3/4-14	3/4-14	28.03
1602-16-16-16	1-11 1/2	1-11 1/2	1-11 1/2	31.50
1602-20-20-20	1-1/4-11 1/2	1-1/4-11 1/2	1-1/4-11 1/2	63.37
1602-24-24-24	1-1/2-11 1/2	1-1/2-11 1/2	1-1/2-11 1/2	Call

Pipe Swivel Cross

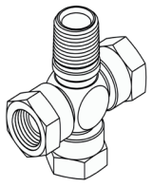

Baum Part #	Side 1 Male Pipe	Side 2 Female Pipe Swivel	Side 3 Female Pipe Swivel	Side 4 Female Pipe Swivel	Price
1604-04-04-04-04	1/4-18	1/4-18	1/4-18	1/4-18	$66.31
1604-06-06-06-06	3/8-18	3/8-18	3/8-18	3/8-18	66.57
1604-08-08-08-08	1/2-14	1/2-14	1/2-14	1/2-14	87.33

Prices subject to change without notice. **ASK FOR QUANTITY DISCOUNT**

Hydraulic Adapters and Fittings

O-Ring to Pipe Swivel

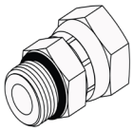

Baum Part #	Side 1 Male Pipe	Side 2 Female Pipe Swivel	Price
6900-04-02	7/16-20	1/8-27	$5.94
6900-04-04	7/16-20	1/4-18	3.66
6900-04-06	7/16-20	3/8-18	8.04
6900-04-08	7/16-20	1/2-14	27.57
6900-05-04	1/2-20	1/4-18	4.95
6900-05-06	1/2-20	3/8-18	10.93
6900-05-08	1/2-20	1/2-14	19.00
6900-06-04	9/16-18	1/4-18	3.92
6900-06-06	9/16-18	3/8-18	4.34
6900-06-08	9/16-18	1/2-14	7.01
6900-08-04	3/4-16	1/4-18	4.30
6900-08-06	3/4-16	3/8-18	5.10
6900-08-08	3/4-16	1/2-14	5.45
6900-08-12	3/4-16	3/4-14	9.37
6900-10-04	7/8-14	1/4-18	7.08
6900-10-06	7/8-14	3/8-18	6.40
6900-10-08	7/8-14	1/2-14	6.36
6900-10-12	7/8-14	3/4-14	9.64
6900-12-06	1-1/16-12	3/8-18	16.03
6900-12-08	1-1/16-12	1/2-14	8.68
6900-12-12	1-1/16-12	3/4-14	10.66
6900-12-16	1-1/16-12	1-11 1/2	17.48
6900-14-12	1-3/16-12	3/4-14	14.40
6900-14-16	1-3/16-12	1-11 1/2	15.57
6900-16-08	1-5/16-12	1/2-14	32.41
6900-16-12	1-5/16-12	3/4-14	13.94
6900-16-16	1-5/16-12	1-11 1/2	16.07
6900-16-20	1-5/16-12	1-1/4-11 1/2	22.20
6900-20-12	1-5/8-12	3/4-14	41.36
6900-20-16	1-5/8-12	1-11 1/2	29.74
6900-20-20	1-5/8-12	1-1/4-11 1/2	30.32
6900-24-20	1-7/8-12	1-1/4-11 1/2	63.34
6900-24-24	1-7/8-12	1-1/2-11 1/2	53.78
6900-32-32	2-1/2-12	2-11 1/2	134.33

O-Ring to Pipe Swivel Elbow 90°

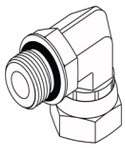

Baum Part #	Side 1 Male Pipe	Side 2 Female Pipe Swivel	Price
6901-04-02	7/16-20	1/8-27	$12.23
6901-04-04	7/16-20	1/4-18	6.74
6901-04-06	7/16-20	3/8-18	8.15
6901-06-04	9/16-18	1/4-18	6.17
6901-06-06	9/16-18	3/8-18	8.95
6901-06-08	9/16-18	1/2-14	13.18
6901-08-04	3/4-16	1/4-18	10.78
6901-08-06	3/4-16	3/8-18	9.06
6901-08-08	3/4-16	1/2-14	10.05
6901-08-12	3/4-16	3/4-14	18.05
6901-10-06	7/8-14	3/8-18	11.81
6901-10-08	7/8-14	1/2-14	10.93
6901-10-12	7/8-14	3/4-14	21.37
6901-12-06	1-1/16-12	3/8-18	14.47
6901-12-08	1-1/16-12	1/2-14	17.14
6901-12-12	1-1/16-12	3/4-14	18.05
6901-12-16	1-1/16-12	1-11 1/2	Call
6901-14-12	1-3/16-12	3/4-14	Call
6901-16-12	1-5/16-12	3/4-14	31.04
6901-16-16	1-5/16-12	1-11 1/2	26.32
6901-16-20	1-5/16-12	1-1/4-11 1/2	36.30
6901-20-12	1-5/8-12	3/4-14	70.42
6901-20-16	1-5/8-12	1-11 1/2	36.60
6901-20-20	1-5/8-12	1-1/4-11 1/2	50.08
6901-24-24	1-7/8-12	1-1/2-11 1/2	....
6901-32-32	2-1/2-12	2-11 1/2	268.88

ASK FOR QUANTITY DISCOUNT ***Prices subject to change without notice.***

 © Baum Hydraulics Corporation

Hydraulic Adapters and Fittings

O-Ring to Pipe Swivel Elbow 45°

Baum Part #	Side 1 Male O-Ring	Side 2 Female Pipe Swivel	Price
6902-04-02	7/16-20	1/8-27	Call
6902-04-04	7/16-20	1/4-18	9.67
6902-04-06	7/16-20	3/8-18	11.39
6902-06-04	9/16-18	1/4-18	10.85
6902-06-06	9/16-18	3/8-18	9.94
6902-06-08	9/16-18	1/2-14	11.54
6902-08-04	3/4-16	1/4-18	25.78
6902-08-06	3/4-16	3/8-18	11.31
6902-08-08	3/4-16	1/2-14	11.81
6902-08-12	3/4-16	3/4-14	35.08
6902-10-06	7/8-14	3/8-18	22.70
6902-10-08	7/8-14	1/2-14	13.98
6902-10-12	7/8-14	3/4-14	15.96
6902-12-08	1-1/16-12	1/2-14	24.79
6902-12-12	1-1/16-12	3/4-14	21.79
6902-12-16	1-1/16-12	1-11 1/2	Call
6902-16-12	1-5/16-12	3/4-14	Call
6902-16-16	1-5/16-12	1-11 1/2	24.31
6902-16-20	1-5/16-12	1-1/4-11 1/2	58.31
6902-20-20	1-5/8-12	1-1/4-11 1/2	61.89
6902-24-24	1-7/8-12	1-1/2-11 1/2	126.67

O-Ring to Pipe Swivel Branch Tee

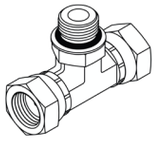

Baum Part #	Side 1 Male O-Ring	Side 2 Female Pipe Swivel	Side 3 Female Pipe Swivel	Price
6911-04-04-04	7/16-20	1/4-18	1/4-18	$27.99
6911-06-06-06	9/16-18	3/8-18	3/8-18	30.01
6911-08-04-04	3/4-16	1/4-18	1/4-18	Call
6911-08-06-06	3/4-16	3/8-18	3/8-18	18.05
6911-08-08-08	3/4-16	1/2-14	1/2-14	53.13
6911-12-12-12	1-1/16-12	3/4-14	3/4-14	104.39

ORFS to Pipe

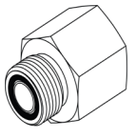

Baum Part #	Side 1 Male O-Ring Face Seat	Side 2 Female Pipe	Price
FF2405-04-04	9/16-18	1/4-18	Call
FF2405-04-08	9/16-18	1/2-14	Call
FF2405-06-04	11/16-16	1/4-18	66.19
FF2405-06-06	11/16-16	3/8-18	91.56
FF2405-06-08	11/16-16	1/2-14	90.68
FF2405-08-06	13/16-16	3/8-18	67.15
FF2405-08-08	13/16-16	1/2-14	89.69
FF2405-08-12	13/16-16	3/4-14	81.62
FF2405-10-08	1-14	1/2-14	74.37
FF2405-12-12	1-3/16-12	3/4-14	33.15
FF2405-12-16	1-3/16-12	1-11 1/2	Call
FF2405-16-16	1-7/16-12	1-11 1/2	103.82
FF2405-16-20	1-7/16-12	1-1/4-11 1/2	Call
FF2405-20-20	1-11/16-12	1-1/4-11 1/2	84.09
FF2405-24-24	2-12	1-1/2-11 1/2	Call

Prices subject to change without notice. **ASK FOR QUANTITY DISCOUNT**

Hydraulic Adapters and Fittings

ORFS to JIC

Baum Part #	Side 1 Male O-Ring Face Seat	Side 2 Male JIC	Price
FF2402-04-04	9/16-18	7/16-20	Call
FF2402-06-06	11/16-16	9/16-18	Call
FF2402-08-08	13/16-16	3/4-16	Call
FF2402-10-10	1-14	7/8-14	Call
FF2402-12-12	1-3/16-12	1-1/16-12	Call
FF2402-16-16	1-7/16-12	1-5/16-12	Call
FF2402-20-20	1-11/16-12	1-5/8-12	61.55
FF2402-24-24	2-12	1-7/8-12	117.08

ORFS Union

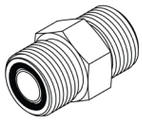

Baum Part #	Side 1 Male O-Ring Face Seat	Side 2 Male O-Ring Face Seat	Price
FF2403-04-04	9/16-18	9/16-18	Call
FF2403-06-04	11/16-16	9/16-18	Call
FF2403-06-06	11/16-16	11/16-16	Call
FF2403-08-06	13/16-16	11/16-16	Call
FF2403-08-08	13/16-16	13/16-16	Call
FF2403-10-08	1-14	13/16-16	Call
FF2403-10-10	1-14	1-14	Call
FF2403-12-08	1-3/16-12	13/16-16	Call
FF2403-12-10	1-3/16-12	1-14	Call
FF2403-12-12	1-3/16-12	1-3/16-12	Call
FF2403-16-12	1-7/16-12	1-3/16-12	Call
FF2403-16-16	1-7/16-12	1-7/16-12	Call
FF2403-20-16	1-11/16-12	1-7/16-12	Call
FF2403-20-20	1-11/16-12	1-11/16-12	Call
FF2403-24-20	2-12	1-11/16-12	Call
FF2403-24-24	2-12	2-12	Call

ORFS to Pipe

Baum Part #	Side 1 Male O-Ring Face Seat	Side 2 Male Pipe	Price
FF2404-04-02	9/16-18	1/8-27	Call
FF2404-04-04	9/16-18	1/4-18	2.93
FF2404-04-06	9/16-18	3/8-18	Call
FF2404-04-08	9/16-18	1/2-14	Call
FF2404-06-02	11/16-16	1/8-27	Call
FF2404-06-04	11/16-16	1/4-18	3.20
FF2404-06-06	11/16-16	3/8-18	3.08
FF2404-06-08	11/16-16	1/2-14	Call
FF2404-08-04	13/16-16	1/4-18	Call
FF2404-08-06	13/16-16	3/8-18	4.34
FF2404-08-08	13/16-16	1/2-14	4.99
FF2404-08-12	13/16-16	3/4-14	Call
FF2404-08-16	13/16-16	1/11 1/2	Call
FF2404-10-08	1-14	1/2-14	6.06
FF2404-10-12	1-14	3/4-14	Call
FF2404-10-16	1-14	1-11 1/2	Call
FF2404-12-08	1-3/16-12	1/2-14	7.54
FF2404-12-12	1-3/16-12	3/4-14	8.15
FF2404-12-16	1-3/16-12	1-11 1/2	Call
FF2404-16-12	1-7/16-12	3/4-14	Call
FF2404-16-16	1-7/16-12	1-11 1/2	10.82
FF2404-16-20	1-7/16-12	1-1/4-11 1/2	Call
FF2404-16-24	1-7/16-12	1-1/2-11 1/2	Call
FF2404-20-16	1-11/16-12	1-11 1/2	Call
FF2404-20-20	1-11/16-12	1-1/4-11 1/2	Call
FF2404-20-24	1-11/16-12	1-1/2-11 1/2	181.40
FF2404-24-20	2-12	1-1/4-11 1/2	Call
FF2404-24-24	2-12	1-1/2-11 1/2	Call

ASK FOR QUANTITY DISCOUNT *Prices subject to change without notice.*

 © Baum Hydraulics Corporation

ORFS Swivel to ORFS Reducer

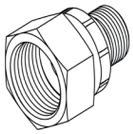

Baum Part #	Side 1 Female O-Ring Face Seat Swivel	Side 2 Male O-Ring Face Seat	Price
FF2406-06-04	11/16-16	9/16-18	Call
FF2406-08-04	13/16-16	9/16-18	Call
FF2406-08-06	13/16-16	11/16-16	Call
FF2406-08-08	13/16-16	13/16-16	Call
FF2406-10-04	1-14	9/16-18	25.98
FF2406-10-06	1-14	11/16-16	Call
FF2406-10-08	1-14	13/16-16	Call
FF2406-12-04	1-3/16-12	9/16-18	22.74
FF2406-12-06	1-3/16-12	11/16-16	35.08
FF2406-12-08	1-3/16-12	13/16-16	Call
FF2406-12-10	1-3/16-12	1-14	Call
FF2406-16-04	1-7/16-12	9/16-18	152.27
FF2406-16-06	1-7/16-12	11/16-16	152.27
FF2406-16-08	1-7/16-12	13/16-16	51.76
FF2406-16-10	1-7/16-12	1-14	152.27
FF2406-16-12	1-7/16-12	1-3/16-12	Call
FF2406-16-20	1-7/16-12	1-11/16-12	Call
FF2406-20-04	1-11/16-12	9/16-18	180.75
FF2406-20-06	1-11/16-12	11/16-16	180.75
FF2406-20-08	1-11/16-12	13/16-16	180.75
FF2406-20-12	1-11/16-12	1-3/16-12	Call
FF2406-20-16	1-11/16-12	1-7/16-12	Call
FF2406-20-24	1-11/16-12	2-12	Call
FF2406-24-12	2-12	1-3/16-12	194.35
FF2406-24-16	2-12	1-7/16-12	216.14
FF2406-24-20	2-12	1-11/16-12	Call

ORFS to ORFS Reducer

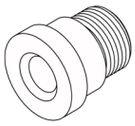

Baum Part #	Side 1 Female O-Ring Face Seat Swivel	Side 2 Male O-Ring Face Seat	Price
FF2407-08-04	13/16-16	9/16-18	$19.96
FF2407-08-06	13/16-16	11/16-16	19.96
FF2407-10-04	1-14	9/16-18	25.17
FF2407-10-06	1-14	11/16-16	25.14
FF2407-10-08	1-14	13/16-16	19.50
FF2407-12-04	1-3/16-12	9/16-18	21.67
FF2407-12-06	1-3/16-12	11/16-16	17.90
FF2407-12-08	1-3/16-12	13/16-16	17.90
FF2407-16-04	1-7/16-12	9/16-18	94.49
FF2407-16-06	1-7/16-12	11/16-16	156.11
FF2407-16-08	1-7/16-12	13/16-16	37.06
FF2407-16-10	1-7/16-12	1-14	148.80
FF2407-20-04	1-11/16-12	9/16-18	205.97
FF2407-20-06	1-11/16-12	11/16-16	Call
FF2407-20-08	1-11/16-12	13/16-16	205.97
FF2407-24-16	2-12	1-7/16-12	171.04

ORFS Plug

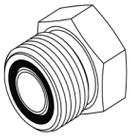

Baum Part #	Side 2 Male O-Ring Face Seat	Price
FF2408-04	9/16-18	$2.29
FF2408-06	11/16-16	2.44
FF2408-08	13/16-16	3.12
FF2408-10	1-14	3.88
FF2408-12	1-3/16-12	5.56
FF2408-16	1-7/16-12	8.95
FF2408-20	1-11/16-12	Call
FF2408-24	2-12	Call

Prices subject to change without notice. **ASK FOR QUANTITY DISCOUNT**

Hydraulic Adapters and Fittings

ORFS Union Elbow 90°

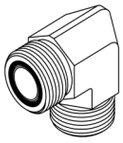

Baum Part #	Side 1 Male O-Ring Face Seat	Side 2 Male O-Ring Face Seat	Price
FF2500-04-04	9/16-18	9/16-18	Call
FF2500-06-04	11/16-16	9/16-18	Call
FF2500-06-06	11/16-16	11/16-16	Call
FF2500-08-08	13/16-16	13/16-16	Call
FF2500-10-10	1-14	1-14	Call
FF2500-12-08	1-3/16-12	13/16-16	Call
FF2500-12-12	1-3/16-12	1-3/16-12	Call
FF2500-16-12	1-7/16-12	1-3/16-12	Call
FF2500-16-16	1-7/16-12	1-7/16-12	Call
FF2500-20-16	1-11/16-12	1-7/16-12	Call
FF2500-20-20	1-11/16-12	1-11/16-12	Call
FF2500-24-24	2-12	2-12	Call

ORFS to Pipe Elbow 45°

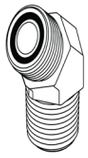

Baum Part #	Side 1 Male O-Ring Face Seat	Side 2 Male Pipe	Price
FF2503-04-02	9/16-18	1/8-27	Call
FF2503-04-04	9/16-18	1/4-18	Call
FF2503-06-04	11/16-16	1/4-18	Call
FF2503-06-06	11/16-16	3/8-18	Call
FF2503-08-06	13/16-16	3/8-18	Call
FF2503-08-08	13/16-16	1/2-14	Call
FF2503-10-08	1-14	1/2-14	Call
FF2503-12-12	1-3/16-12	3/4-14	Call
FF2503-16-12	1-7/16-12	3/4-14	Call
FF2503-16-16	1-7/16-12	1-11 1/2	Call
FF2503-20-16	1-11/16-12	1-11 1/2	Call
FF2503-20-20	1-11/16-12	1-1/4-11 1/2	Call
FF2503-24-24	2-12	1-1/2-11 1/2	Call

ORFS to Pipe Elbow 90°

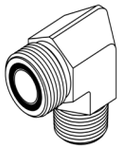

Baum Part #	Side 1 Male O-Ring Face Seat	Side 2 Male Pipe	Price
FF2501-04-02	9/16-18	1/8-27	$13.03
FF2501-04-04	9/16-18	1/4-18	4.19
FF2501-04-06	9/16-18	3/8-18	6.28
FF2501-04-08	9/16-18	1/2-14	Call
FF2501-06-04	11/16-16	1/4-18	4.80
FF2501-06-06	11/16-16	3/8-18	5.98
FF2501-06-08	11/16-16	1/2-14	Call
FF2501-08-04	13/16-16	1/4-18	Call
FF2501-08-06	13/16-16	3/8-18	6.32
FF2501-08-08	13/16-16	1/2-14	8.15
FF2501-08-12	13/16-16	3/4-14	37.29
FF2501-10-08	1-14	1/2-14	11.12
FF2501-10-12	1-14	3/4-14	Call
FF2501-10-16	1-14	1-11 1/2	Call
FF2501-12-08	1-3/16-12	1/2-14	Call
FF2501-12-12	1-3/16-12	3/4-14	45.06
FF2501-12-16	1-3/16-12	1-11 1/2	Call
FF2501-16-12	1-7/16-12	3/4-14	Call
FF2501-16-16	1-7/16-12	1-11 1/2	Call
FF2501-20-16	1-11/16-12	1-11 1/2	Call
FF2501-20-20	1-11/16-12	1-1/4-11 1/2	Call
FF2501-24-24	2-12	1-1/2-11 1/2	Call

ASK FOR QUANTITY DISCOUNT *Prices subject to change without notice.*

 © Baum Hydraulics Corporation

Hydraulic Adapters and Fittings

BAUM HYDRAULICS CORPORATION

ORFS to Pipe Branch Tee

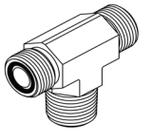

Baum Part #	Side 1 Male O-Ring Face Seal	Side 2 MaleO-Ring Face Seal	Side 3 Male Pipe	Price
FF2601-04-04-04	9/16-18	9/16-18	1/4-18	Call
FF2601-06-06-04	11/16-16	11/16-16	1/4-18	Call
FF2601-06-06-06	11/16-16	11/16-16	3/8-18	Call
FF2601-08-08-06	13/16-16	13/16-16	3/8-18	Call
FF2601-08-08-08	13/16-16	13/16-16	1/2-14	Call
FF2601-10-10-08	1-14	1-14	1/2-14	Call
FF2601-12-12-12	1-3/16-12	1-3/16-12	3/4-14	Call
FF2601-16-16-16	1-7/16-12	1-7/16-12	1-11 1/2	Call
FF2601-20-20-20	1-11/16-12	1-11/16-12	1-1/4-11 1/2	Call

ORFS Union Tee

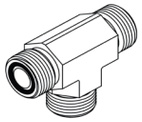

Baum Part #	Side 1 Male O-Ring Face Seal	Side 2 MaleO-Ring Face Seal	Side 3 Male O-Ring Face Seal	Price
FF2603-04-04-04	9/16-18	9/16-18	9/16-18	Call
FF2603-06-05-08	11/16-16	05	13/16-16	Call
FF2603-06-06-06	11/16-16	11/16-16	11/16-16	Call
FF2603-08-08-08	13/16-16	13/16-16	13/16-16	Call
FF2603-10-10-10	1-14	1-14	1-14	Call
FF2603-12-12-12	1-3/16-12	1-3/16-12	1-3/16-12	Call
FF2603-16-16-16	1-7/16-12	1-7/16-12	1-7/16-12	Call
FF2603-20-20-20	1-11/16-12	1-11/16-12	1-11/16-12	Call
FF2603-24-24-24	2-12	2-12	2-12	Call

ORFS to Pipe Run Tee

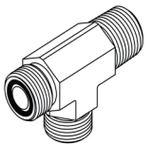

Baum Part #	Side 1 Male O-Ring Face Seal	Side 2 Male Pipe	Side 3 Male O-Ring Face Seal	Price
FF2605-04-04-04	9/16-18	1/4-18	9/16-18	Call
FF2605-06-04-06	11/16-16	1/4-18	11/16-16	Call
FF2605-06-06-06	11/16-16	3/8-18	11/16-16	Call
FF2605-08-08-08	13/16-16	1/2-14	13/16-16	Call

ORFS Union Cross

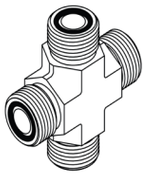

Baum Part #	Side 1 Male O-Ring Face Seal	Side 2 Male O-Ring Face Seal	Side 3 Male O-Ring Face Seal	Side 4 Male O-Ring Face Seal	Price
FF2650-04-04-04-04	9/16-18	9/16-18	9/16-18	9/16-18	Call
FF2650-06-06-06-06	11/16-16	11/16-16	11/16-16	11/16-16	Call
FF2650-08-08-08-08	13/16-16	13/16-16	13/16-16	13/16-16	Call
FF2650-10-10-10-10	1-14	1-14	1-14	1-14	Call
FF2650-12-12-12-12	1-3/16-12	1-3/16-12	1-3/16-12	1-3/16-12	Call
FF2650-16-16-16-16	1-7/16-12	1-7/16-12	1-7/16-12	1-7/16-12	Call
FF2650-20-20-20-20	1-11/16-12	1-11/16-12	1-11/16-12	1-11/16-12	Call
FF2650-24-24-24-24	2-12	2-12	2-12	2-12	Call

ORFS Bulkhead Union

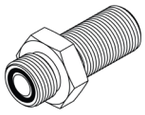

Baum Part #	Side 1 Male O-Ring Face Seat	Side 2 Male O-Ring Face Seat	Price
FF2700-04-04	9/16-18	9/16-18	Call
FF2700-06-06	11/16-16	11/16-16	Call
FF2700-08-08	13/16-16	13/16-16	Call
FF2700-10-10	1-14	1-14	Call
FF2700-12-12	1-3/16-12	1-3/16-12	Call
FF2700-16-16	1-7/16-12	1-7/16-12	Call
FF2700-20-20	1-11/16-12	1-11/16-12	Call
FF2700-24-24	2-12	2-12	Call

ORFS Bulkhead Union 90°

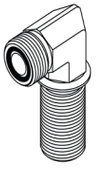

Baum Part #	Side 1 Male O-Ring Face Seat	Side 2 Male O-Ring Face Seat	Price
FF2701-04-04	9/16-18	9/16-18	Call
FF2701-06-06	11/16-16	11/16-16	Call
FF2701-08-08	13/16-16	13/16-16	Call
FF2701-10-10	1-14	1-14	Call
FF2701-12-12	1-3/16-12	1-3/16-12	Call
FF2701-16-16	1-7/16-12	1-7/16-12	Call
FF2701-20-20	1-11/16-12	1-11/16-12	Call
FF2701-24-24	2-12	2-12	Call

Prices subject to change without notice. **ASK FOR QUANTITY DISCOUNT**

1-800-228-9222 / e-mail: sales@baumhydraulics.com
Fax: 1-800-832-2522 / www.baumhydraulics.com / © Baum Hydraulics Corporation

BAUM HYDRAULICS CORPORATION

Hydraulic Adapters and Fittings

ORFS to O-Ring

Baum Part #	Side 1 Male O-Ring Face Seat	Side 2 Male O-Ring	Price
FF6400-04-04	9/16-18	7/16-20	$2.40
FF6400-04-05	9/16-18	1/2-20	Call
FF6400-04-06	9/16-18	9/16-18	2.93
FF6400-04-08	9/16-18	3/4-16	Call
FF6400-06-04	11/16-16	7/16-20	4.08
FF6400-06-05	11/16-16	1/2-20	Call
FF6400-06-06	11/16-16	9/16-18	2.86
FF6400-06-08	11/16-16	3/4-16	3.92
FF6400-06-10	11/16-16	7/8-14	5.48
FF6400-06-12	11/16-16	1-1/16-12	Call
FF6400-06-16	11/16-16	1-5/16-12	Call
FF6400-08-06	13/16-16	9/16-18	4.46
FF6400-08-08	13/16-16	3/4-16	3.96
FF6400-08-10	13/16-16	7/8-14	4.84

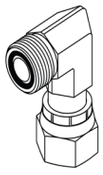

ORFS to ORFS Swivel Elbow 90°

Baum Part #	Side 1 Male O-Ring Face Seat	Side 2 Female O-Ring Face Seal Swivel	Price
FF6500-04-04	9/16-18	9/16-18	Call
FF6500-04-06	9/16-18	11/16-16	Call
FF6500-06-06	11/16-16	11/16-16	Call
FF6500-08-06	13/16-16	11/16-16	Call
FF6500-08-08	13/16-16	13/16-16	Call
FF6500-08-12	13/16-16	1-3/16-12	Call
FF6500-10-10	1-14	1-14	Call
FF6500-12-12	1-3/16-12	1-3/16-12	Call
FF6500-16-16	1-7/16-12	1-7/16-12	Call
FF6500-20-20	1-11/16-12	1-11/16-12	Call
FF6500-24-20	2-12	1-11/16-12	Call
FF6500-24-24	2-12	2-12	Call

ORFS to O-Ring

Baum Part #	Side 1 Male O-Ring Face Seat	Side 2 Male O-Ring	Price
FF6400-08-12	13/16-16	1-1/16-12	Call
FF6400-08-16	13/16-16	1-5/16-12	Call
FF6400-10-06	1-14	9/16-18	Call
FF6400-10-08	1-14	3/4-16	7.16
FF6400-10-10	1-14	7/8-14	5.03
FF6400-10-12	1-14	1-1/16-12	8.95
FF6400-10-16	1-14	1-5/16-12	Call
FF6400-12-08	1-3/16-12	3/4-16	Call
FF6400-12-10	1-3/16-12	7/8-14	9.18
FF6400-12-12	1-3/16-12	1-1/16-12	7.39
FF6400-12-14	1-3/16-12	1-3/16-12	Call
FF6400-12-16	1-3/16-12	1-5/16-12	13.83
FF6400-12-20	1-3/16-12	1-5/8-12	Call
FF6400-16-10	1-7/16-12	7/8-14	Call
FF6400-16-12	1-7/16-12	1-1/16-12	11.54
FF6400-16-16	1-7/16-12	1-5/16-12	37.02
FF6400-16-20	1-7/16-12	1-5/8-12	Call
FF6400-16-24	1-7/16-12	1-7/8-12	Call
FF6400-20-16	1-11/16-12	1-5/16-12	Call
FF6400-20-20	1-11/16-12	1-5/8-12	68.82
FF6400-20-24	1-11/16-12	1-7/8-12	Call
FF6400-24-20	2-12	1-5/8-12	Call
FF6400-24-24	2-12	1-7/8-12	Call

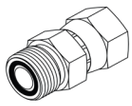

ORFS to JIC Swivel

Baum Part #	Side 1 Male O-Ring Face Seat	Side 2 Female JIC Swivel	Price
FF6402-04-04	9/16-18	7/16-20	Call
FF6402-06-06	11/16-16	9/16-18	Call
FF6402-08-08	13/16-16	3/4-16	Call
FF6402-10-10	1-1/4	7/8-14	Call
FF6402-12-12	1-3/16-12	1-1/16-12	Call
FF6402-16-16	1-7/16-12	1-5/16-12	Call
F6F402-20-20	1-11/16-12	1-5/8-12	Call
FF6402-24-24	2-12	1-7/8-12	Call

ASK FOR QUANTITY DISCOUNT *Prices subject to change without notice.*

 © Baum Hydraulics Corporation

Hydraulic Adapters and Fittings

ORFS to ORFS Swivel Elbow 45°

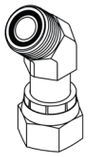

Baum Part #	Side 1 Male O-Ring Face Seat	Side 2 Female O-Ring Face Seal Swivel	Price
FF6502-04-04	9/16-18	9/16-18	Call
FF6502-06-06	11/16-16	11/16-16	Call
FF6502-08-08	13/16-16	13/16-16	Call
FF6502-10-10	1-14	1-14	Call
FF6502-12-12	1-3/16-12	1-3/16-12	Call
FF6502-16-16	1-7/16-12	1-7/16-12	Call
FF6502-20-20	1-11/16-12	1-11/16-12	Call

JIC to ORFS Swivel

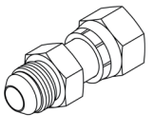

Baum Part #	Side 1 Male JIC	Side 2 Female O-Ring Face Seal Swivel	Price
FF6504-04-04	7/16-20	9/16-18	$10.32
FF6504-06-06	9/16-18	11/16-16	7.16
FF6504-06-08	9/16-18	13/16-16	Call
FF6504-08-08	3/4-16	13/16-16	7.88
FF6504-10-10	7/8-14	1-14	13.52
FF6504-12-12	1-1/16-12	1-3/16-12	16.11
FF6504-16-16	1-5/16-12	1-7/16-12	20.84
FF6504-20-20	1-5/8-12	1-11/16-12	Call
FF6504-24-24	1-7/8-12	2-12	Call

ORFS Swivel to Pipe

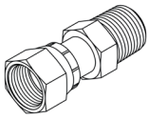

Baum Part #	Side 1 Female O-Ring Face Seal Swivel	Side 2 Male Pipe	Price
FF6505-04-04	9/16-18	1/4-18	$9.48
FF6505-06-06	11/16-16	3/8-18	13.37
FF6505-08-08	13/16-16	1/2-14	17.60
FF6505-10-08	1-14	1/2-14	....
FF6505-12-12	1-3/16-12	3/4-14	25.14
FF6505-16-16	1-7/16-12	1-11 1/2	33.29

O-Ring to ORFS Swivel

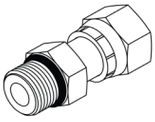

Baum Part #	Side 1 Male O-Ring	Side 2 Female O-Ring Face Seal Swivel	Price
FF6507-04-04	7/16-20	9/16-18	Call
FF6507-06-06	9/16-18	11/16-16	Call
FF6507-08-08	3/4-16	13/16-16	Call
FF6507-10-10	7/8-14	1-14	14.30
FF6507-12-12	1-1/16-12	1-3/16-12	Call
FF6507-16-16	1-5/16-12	1-7/16-12	Call
FF6507-20-20	1-5/8-12	1-11/16-12	Call

ORFS Swivel to ORFS Swivel

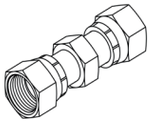

JIC Baum Part #	Side 1 Female O-Ring Face Seat Swivel	Side 2 Female O-Ring Face Seal Swivel	Price
FF6510-04-04	9/16-18	9/16-18	$66.67
FF6510-06-06	11/16-16	11/16-16	86.50
FF6510-08-08	13/16-16	13/16-16	74.00
FF6510-12-12	1-3/16-12	1-3/16-12	94.73
FF6510-16-16	1-7/16-12	1-7/16-12	160.61

Prices subject to change without notice. **ASK FOR QUANTITY DISCOUNT**

Hydraulic Adapters and Fittings

ORFS to ORFS Swivel Branch Tee

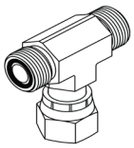

Baum Part #	Side 1 Male O-Ring Face Seal	Side 2 Male O-Ring Face Seal	Side 3 Female O-Ring Face Seal Swivel	Price
FF6600-04-04-04	9/16-18	9/16-18	9/16-18	$10.63
FF6600-06-06-06	11/16-16	11/16-16	11/16-16	13.75
FF6600-08-08-08	13/16-16	13/16-16	13/16-16	15.35
FF6600-10-10-10	1-14	1-14	1-14	18.97
FF6600-12-12-12	1-3/16-12	1-3/16-12	1-3/16-12	23.04
FF6600-16-16-16	1-7/16-12	1-7/16-12	1-7/16-12	44.41
FF6600-20-20-20	1-11/16-12	1-11/16-12	1-11/16-12	54.16
FF6600-24-24-24	2-12	2-12	2-12	104.70

ORFS to ORFS Swivel Branch Tee

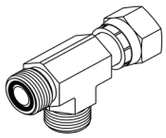

Baum Part #	Side 1 Male O-Ring Face Seal	Side 2 Female O-Ring Face Seal Swivel	Side 3 Male O-Ring Face Seal	Price
FF6602-04-04-04	9/16-18	9/16-18	9/16-18	Call
FF6602-06-06-06	11/16-16	11/16-16	11/16-16	Call
FF6602-08-08-08	13/16-16	13/16-16	13/16-16	Call
FF6602-10-10-10	1-14	1-14	1-14	Call
FF6602-12-12-12	1-3/16-12	1-3/16-12	1-3/16-12	Call
FF6602-16-16-16	1-7/16-12	1-7/16-12	1-7/16-12	Call
FF6602-20-20-20	1-11/16-12	1-11/16-12	1-11/16-12	Call
FF6602-24-24-24	2-12	2-12	2-12	Call

ORFS to O-Ring Elbow 90°

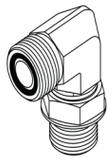

Baum Part #	Side 1 Male O-Ring Face Seat	Side 2 Male O-Ring	Price
FF6801-04-04	9/16-18	7/16-20	Call
FF6801-04-05	9/16-18	1/2-20	Call
FF6801-04-06	9/16-18	9/16-18	Call
FF6801-04-08	9/16-18	3/4-16	Call
FF6801-06-04	11/16-16	7/16-20	Call
FF6801-06-05	11/16-16	1/2-20	Call
FF6801-06-06	11/16-16	9/16-18	7.54
FF6801-06-08	11/16-16	3/4-16	9.41
FF6801-06-10	11/16-16	7/8-14	Call
FF6801-06-12	11/16-16	1-1/16-12	Call
FF6801-06-16	11/16-16	1-5/16-12	Call
FF6801-08-06	13/16-16	9/16-18	8.34
FF6801-08-08	13/16-16	3/4-16	8.30
FF6801-08-10	13/16-16	7/8-14	12.95
FF6801-08-12	13/16-16	1-1/16-12	Call
FF6801-10-08	1-14	3/4-16	Call
FF6801-10-10	1-14	7/8-14	13.37
FF6801-10-12	1-14	1-1/16-12	16.76
FF6801-12-08	1-3/16-12	3/4-16	Call
FF6801-12-10	1-3/16-12	7/8-14	17.52
FF6801-12-12	1-3/16-12	1-1/16-12	Call
FF6801-12-16	1-3/16-12	1-5/16-12	82.11
FF6801-16-12	1-7/16-12	1-1/16-12	Call
FF6801-16-14	1-7/16-12	1-3/16-12	Call
FF6801-16-16	1-7/16-12	1-5/16-12	28.45
FF6801-16-20	1-7/16-12	1-5/8-12	Call
FF6801-20-12	1-11/16-12	1-1/16-12	Call
FF6801-20-16	1-11/16-12	1-5/16-12	32.49
FF6801-20-20	1-11/16-12	1-5/8-12	Call
FF6801-20-24	1-11/16-12	1-7/8-12	Call
FF6801-24-20	2-12	1-5/8-12	Call
FF6801-24-24	2-12	1-7/8-12	Call

ASK FOR QUANTITY DISCOUNT *Prices subject to change without notice.*

 © Baum Hydraulics Corporation

ORFS to O-Ring Elbow 45°

Baum Part #	Side 1 Male O-Ring Face Seat	Side 2 Male O-Ring	Price
FF6802-04-04	9/16-18	7/16-20	Call
FF6802-04-06	9/16-18	9/16-18	Call
FF6802-06-04	11/16-16	7/16-20	Call
FF6802-06-06	11/16-16	9/16-18	Call
FF6802-06-08	11/16-16	3/4-16	Call
FF6802-06-10	11/16-16	7/8-14	Call
FF6802-08-06	13/16-16	9/16-18	Call
FF6802-08-08	13/16-16	3/4-16	Call
FF6802-08-10	13/16-16	7/8-14	Call
FF6802-08-12	13/16-16	1-1/16-12	Call
FF6802-10-08	1-14	3/4-16	Call
FF6802-10-10	1-14	7/8-14	Call
FF6802-10-12	1-14	1-1/16-12	Call
FF6802-12-08	1-3/16-12	3/4-16	Call
FF6802-12-10	1-3/16-12	7/8-14	Call
FF6802-12-12	1-3/16-12	1-1/16-12	Call
FF6802-12-16	1-3/16-12	1-5/16-12	Call
FF6802-16-12	1-7/16-12	1-1/16-12	Call
FF6802-16-16	1-7/16-12	1-5/16-12	Call
FF6802-16-20	1-7/16-12	1-5/8-12	Call
FF6802-20-20	1-11/16-12	1-5/8-12	Call
FF6802-24-24	2-12	1-7/8-12	Call

ORFS to O-Ring Branch Tee

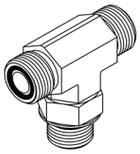

Baum Part #	Side 1 Male O-Ring Face Seal	Side 2 Male O-Ring Face Seal	Side 3 Male O-Ring	Price
FF6803-04-04-04	9/16-18	9/16-18	7/16-20	Call
FF6803-04-04-06	9/16-18	9/16-18	9/16-18	Call
FF6803-06-06-06	11/16-16	11/16-16	9/16-18	Call
FF6803-06-06-08	11/16-16	11/16-16	3/4-16	Call
FF6803-08-06-08	13/16-16	11/16-16	3/4-16	Call
FF6803-08-08-06	13/16-16	13/16-16	9/16-18	Call
FF6803-08-08-08	13/16-16	13/16-16	3/4-16	Call
FF6803-10-10-10	1-14	1-14	7/8-14	Call
FF6803-12-12-10	1-3/16-12	1-3/16-12	7/8-14	Call
FF6803-12-12-12	1-3/16-12	1-3/16-12	1-1/16-12	Call
FF6803-12-12-16	1-3/16-12	1-3/16-12	1-5/16-12	Call
FF6803-12-16-16	1-3/16-12	1-7/16-12	1-5/16-12	Call
FF6803-16-16-12	1-7/16-12	1-7/16-12	1-1/16-12	Call
FF6803-16-16-16	1-7/16-12	1-7/16-12	1-5/16-12	Call
FF6803-20-20-16	1-11/16-12	1-11/16-12	1-5/16-12	Call
FF6803-20-20-20	1-11/16-12	1-11/16-12	1-5/8-12	Call
FF6803-24-24-24	2-12	2-12	1-7/8-12	Call

ORFS to O-Ring Run Tee

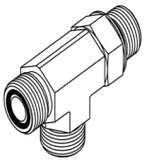

Baum Part #	Side 1 Male O-Ring Face Seal	Side 2 Male O-Ring	Side 3 Male O-Ring Face Seal	Price
FF6804-04-04-04	9/16-18	7/16-20	9/16-18	Call
FF6804-04-06-04	9/16-18	9/16-18	9/16-18	Call
FF6804-06-04-06	11/16-16	7/16-20	11/16-16	Call
FF6804-06-06-06	11/16-16	9/16-18	11/16-16	Call
FF6804-08-06-08	13/16-16	9/16-18	13/16-16	Call
FF6804-08-08-08	13/16-16	3/4-16	13/16-16	Call

FF6804 Series Continued next page

Hydraulic Adapters and Fittings

ORFS to O-Ring Run Tee

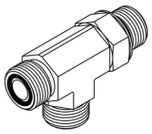

Baum Part #	Side 1 Male O-Ring Face Seal	Side 2 Male O-Ring	Side 3 Male O-Ring Face Seal	Price
FF6804-08-10-08	13/16-16	7/8-14	13/16-16	Call
FF6804-08-12-08	13/16-16	1-1/16-12	13/16-16	Call
FF6804-10-10-10	1-14	7/8-14	1-14	Call
FF6804-10-12-10	1-14	1-1/16-12	1-14	Call
FF6804-10-12-12	1-14	1-1/16-12	1-3/16-12	Call
FF6804-12-12-12	1-3/16-12	1-1/16-12	1-3/16-12	Call
FF6804-12-16-12	1-3/16-12	1-5/16-12	1-3/16-12	Call
FF6804-16-12-16	1-7/16-12	1-1/16-12	1-7/16-12	Call
FF6804-16-16-12	1-7/16-12	1-5/16-12	1-3/16-12	Call
FF6804-16-16-16	1-7/16-12	1-5/16-12	1-7/16-12	Call
FF6804-20-16-20	1-11/16-12	1-5/16-12	1-11/16-12	Call
FF6804-20-20-20	1-11/16-12	1-5/8-12	1-11/16-12	Call
FF6804-24-24-24	2-12	1-7/8-12	2-12	Call

JIC to Flange Code 61

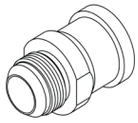

Baum Part #	Side 1 Male JIC	Side 2 Code 61 Flange	Price
6840-08-08	3/4-16	1/2”	$25.82
6840-08-12	3/4-16	3/4”	30.74
6840-10-10	7/8-14	16mm	Call
6840-10-16	7/8-14	1”	Call
6840-12-10	1-1/16-12	16mm	55.38
6840-12-12	1-1/16-12	3/4”	23.99
6840-12-16	1-1/16-12	1”	28.87
6840-12-20	1-1/16-12	1-1/4”	40.14
6840-16-12	1-5/16-12	3/4”	23.58
6840-16-16	1-5/16-12	1”	39.88
6840-16-20	1-5/16-12	1-1/4”	52.18
6840-16-24	1-5/16-12	1-1/2”	43.49
6840-20-16	1-5/8-12	1”	28.03
6840-20-20	1-5/8-12	1-1/4”	52.18
6840-20-24	1-5/8-12	1-1/2”	47.68
6840-20-32	1-5/8-12	2”	117.46
6840-24-20	1-7/8-12	1-1/4”	37.13
6840-24-24	1-7/8-12	1-1/2”	47.26
6840-24-32	1-7/8-12	2”	70.34
6840-32-24	2-1/2-12	1-1/2”	64.52
6840-32-32	2-1/2-12	2”	72.74
6840-32-40	2-1/2-12	2-1/2”	244.74
6840-40-40	3-12	2-1/2”	253.92

JIC to Flange Code 62

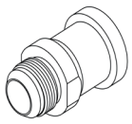

Baum Part #	Side 1 Male JIC	Side 2 Code 62 Flange	Price
6842-08-08	3/4-16	1/2”	$85.58
6842-12-12	1-1/16-12	3/4”	33.40
6842-12-16	1-1/16-12	1”	42.47
6842-16-12	1-5/16-12	3/4”	35.53
6842-16-16	1-5/16-12	1”	53.43
6842-16-20	1-5/16-12	1-1/4”	45.47
6842-16-24	1-5/16-12	1-1/2”	172.45
6842-20-16	1-5/8-12	1”	71.52
6842-20-20	1-5/8-12	1-1/4”	59.41
6842-20-24	1-5/8-12	1-1/2”	63.03
6842-24-20	1-7/8-12	1-1/4”	50.81
6842-24-24	1-7/8-12	1-1/2”	57.62
6842-24-32	1-7/8-12	2”	91.14
6842-32-24	2-1/2-12	1-1/2”	383.37
6842-32-32	2-1/2-12	2”	85.39

ASK FOR QUANTITY DISCOUNT ***Prices subject to change without notice.***

 © Baum Hydraulics Corporation

Hydraulic Adapters and Fittings

JIC to Flange Elbow 45° - Code 61

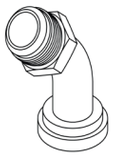

Baum Part #	Side 1 Male JIC	Side 2 Code 61 Flange	Price
6845-08-08	3/4-16	1/2”	$26.74
6845-08-12	3/4-16	3/4”	55.34
6845-12-12	1-1/16-12	3/4”	36.87
6845-12-16	1-1/16-12	1”	42.16
6845-12-20	1-1/16-12	1-1/4”	59.49
6845-16-16	1-5/16-12	1”	66.61
6845-16-20	1-5/16-12	1-1/4”	58.88
6845-16-24	1-5/16-12	1-1/2”	137.07
6845-20-16	1-5/8-12	1”	77.81
6845-20-20	1-5/8-12	1-1/4”	140.84
6845-20-24	1-5/8-12	1-1/2”	122.48
6845-20-32	1-5/8-12	2”	152.99
6845-24-24	1-7/8-12	1-1/2”	138.52
6845-32-32	2-1/2-12	2”	185.25

JIC to Flange Elbow 45° - Code 62

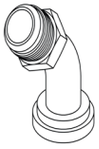

Baum Part #	Side 1 Male JIC	Side 2 Code 62 Flange	Price
6847-12-12	1-1/16-12	3/4”	$66.80
6847-12-16	1-1/16-12	1”	87.37
6847-16-16	1-5/16-12	1”	91.86
6847-16-20	1-5/16-12	1-1/4”	91.86
6847-16-24	1-5/16-12	1-1/2”	169.98
6847-20-12	1-5/8-12	3/4”	114.98
6847-20-16	1-5/8-12	1”	82.76
6847-20-20	1-5/8-12	1-1/4”	101.08
6847-20-24	1-5/8-12	1-1/2”	122.37
6847-24-20	1-7/8-12	1-1/4”	157.41
6847-24-24	1-7/8-12	1-1/2”	127.02
6847-32-32	2-1/2-12	2”	811.68

JIC to Flange Elbow 90° - Code 61

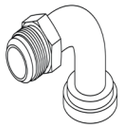

Baum Part #	Side 1 Male JIC	Side 2 Code 61 Flange	Price
6890-08-08	3/4-16	1/2”	$51.34
6890-08-12	3/4-16	3/4”	32.14
6890-10-16	7/8-14	1”	228.25
6890-12-10	1-1/16-12	16mm	67.68
6890-12-12	1-1/16-12	3/4”	53.70
6890-12-16	1-1/16-12	1”	62.27
6890-12-20	1-1/16-12	1-1/4”	61.66
6890-12-24	1-1/16-12	1-1/2”	114.64
6890-16-12	1-5/16-12	3/4”	72.63
6890-16-16	1-5/16-12	1”	72.71
6890-16-20	1-5/16-12	1-1/4”	178.55
6890-16-24	1-5/16-12	1-1/2”	119.86
6890-20-16	1-5/8-12	1”	64.97
6890-20-20	1-5/812-	1-1/4”	215.79
6890-20-24	1-5/8-12	1-1/2”	90.00
6890-20-32	1-5/8-12	2”	85.21
6890-24-20	1-7/8-12	1-1/4”	112.66
6890-24-24	1-7/8-12	1-1/2”	116.92
6890-24-32	1-7/8-12	2”	205.62
6890-32-24	2-1/2-12	1-1/2”	229.01
6890-32-32	2-1/2-12	2”	373.62
6890-32-40	2-1/2-12	2-1/2”	458.63
6890-40-40	3-12	2-1/2”	1643.59

Prices subject to change without notice. **ASK FOR QUANTITY DISCOUNT**

Hydraulic Adapters and Fittings

JIC to Flange Elbow 90° - Code 62

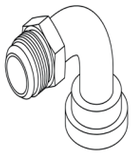

Baum Part #	Side 1 Male JIC	Side 2 Code 62 Flange	Price
6892-08-08	3/4-16	1/2”	$101.23
6892-12-08	1-1/16-12	1/2”	Call
6892-12-12	1-1/16-12	3/4”	69.93
6892-12-16	1-1/16-12	1”	76.59
6892-12-20	1-1/16-12	1-1/4”	86.68
6892-16-12	1-5/16-12	3/4”	83.71
6892-16-16	1-5/16-12	1”	166.59
6892-16-20	1-5/16-12	1-1/4”	89.20
6892-16-24	1-5/16-12	1-1/2”	162.21
6892-20-16	1-5/8-12	1”	103.75
6892-20-20	1-5/8-12	1-1/4”	141.87
6892-20-24	1-5/8-12	1-1/2”	133.45
6892-24-16	1-7/8-12	1”	175.54
6892-24-20	1-7/8-12	1-1/4”	146.29
6892-24-24	1-7/8-12	1-1/2”	370.61
6892-24-32	1-7/8-12	2”	185.82
6892-32-24	2-1/2-12	1-1/2”	Call
6892-32-32	2-1/2-12	2”	811.68

ORFS to Flange 45° - Code 61

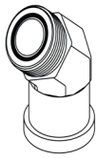

Baum Part #	Side 1 Male O-Ring Face Seal	Side 2 Code 61 Flange	Price
FGFF6845-12-12	1-3/16-12	3/4”	$83.86
FGFF6845-16-16	1-7/16-12	1”	113.38
FGFF6845-20-20	1-11/16-12	1-1/4”	123.74
FGFF6845-24-24	2-12	1-1/2”	174.89

ORFS to Flange Straight - Code 61

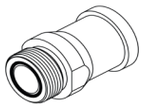

Baum Part #	Side 1 Male O-Ring Face Seal	Side 2 Code 61 Flange	Price
FF6840-12-12	1-3/16-12	3/4”	$67.22
FF6840-12-16	1-3/16-12	1”	61.39
FF6840-16-12	1-7/16-12	3/4”	59.83
FF6840-16-16	1-7/16-12	1”	30.24
FF6840-16-20	1-7/16-12	1-1/4”	64.48
FF6840-20-16	1-11/16-12	1”	58.69
FF6840-20-20	1-11/16-12	1-1/4”	51.34
FF6840-20-24	1-11/16-12	1-1/2”	92.09
FF6840-24-20	2-12	1-1/4”	71.98
FF6840-24-24	2-12	1-1/2”	81.43
FF6840-24-32	2-12	2”	111.78

ORFS to Flange Straight - Code 62

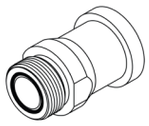

Baum Part #	Side 1 Male O-Ring Face Seal	Side 2 Code 62 Flange	Price
FF6842-12-12	1-3/16-12	3/4”	$27.98
FF6842-12-16	1-3/16-12	1”	96.96
FF6842-16-12	1-7/16-12	3/4”	56.90
FF6842-16-16	1-7/16-12	1”	33.93
FF6842-16-20	1-7/16-12	1-1/4”	70.61
FF6842-20-16	1-11/16-12	1”	72.86
FF6842-20-20	1-11/16-12	1-1/4”	66.27
FF6842-20-24	1-11/16-12	1-1/2”	95.14
FF6842-24-20	2-12	1-1/4”	101.96
FF6842-24-24	2-12	1-1/2”	82.07
FF6842-24-32	2-12	2”	125.99

ASK FOR QUANTITY DISCOUNT ***Prices subject to change without notice.***

 © Baum Hydraulics Corporation

ORFS to Flange 45° - Code 62

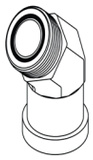

Baum Part #	Side 1 Male O-Ring Face Seal	Side 2 Code 62 Flange	Price
FGFF6847-12-12	1-3/16-12	3/4”	$79.90
FGFF6847-16-16	1-7/16-12	1”	95.90
FGFF6847-20-20	1-11/16-12	1-1/4”	111.48
FGFF6847-24-24	2-12	1-1/2”	185.29

ORFS to Flange 90° - Code 61

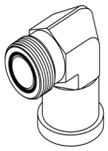

Baum Part #	Side 1 Male O-Ring Face Seal	Side 2 Code 61 Flange	Price
FGFF6890-12-12	1-3/16-12	3/4”	$73.58
FGFF6890-12-16	1-3/16-12	1”	88.59
FGFF6890-16-12	1-7/16-12	3/4”	89.20
FGFF6890-16-16	1-7/16-12	1”	93.69
FGFF6890-16-20	1-7/16-12	1-1/4”	109.84
FGFF6890-20-16	1-11/16-12	1”	108.89
FGFF6890-20-20	1-11/16-12	1-1/4”	154.36
FGFF6890-20-24	1-11/16-12	1-1/2”	154.13
FGFF6890-24-20	2-12	1-1/4”	134.56
FGFF6890-24-24	2-12	1-1/2”	180.30
FGFF6890-24-32	2-12	2”	232.21

ORFS to Flange Elbow 90° - Code 62

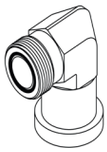

Baum Part #	Side 1 Male O-Ring Face Seal	Side 2 Code 62 Flange	Price
FGFF6892-12-12	1-3/16-12	3/4”	$73.58
FGFF6892-12-16	1-3/16-12	1”	88.59
FGFF6892-16-12	1-7/16-12	3/4”	89.20
FGFF6892-16-16	1-7/16-12	1”	93.69
FGFF6892-16-20	1-7/16-12	1-1/4”	109.88
FGFF6892-20-16	1-11/16-12	1”	108.85
FGFF6892-20-20	1-11/16-12	1-1/4”	154.17
FGFF6892-20-24	1-11/16-12	1-1/2”	154.13
FGFF6892-24-20	2-12	1-1/4”	134.56
FGFF6892-24-24	2-12	1-1/2”	180.30

JIC to BSPP Swivel Elbow 90°

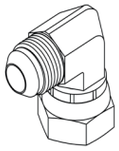

Baum Part #	Side 1 Male JIC	Side 2 Female British Pipe Parallel Swivel	Price
3401-04-04	7/16-20	1/4-19	$57.01
3401-06-06	9/16-18	3/8-19	69.32
3401-08-06	3/4-16	3/8-19	87.44
3401-08-08	3/4-16	1/2-14	86.76
3401-12-12	1-1/16-12	3/4-14	102.60

Prices subject to change without notice. **ASK FOR QUANTITY DISCOUNT**

Hydraulic Adapters and Fittings

JIC to BSPP Swivel

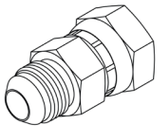

Baum Part #	Side 1 Male JIC	Side 2 Female British Pipe Parallel Swivel	Price
3240-04-02	7/16-20	1/8-28	$22.93
3240-04-04	7/16-20	1/4-19	22.55
3240-04-06	7/16-20	3/8-19	19.12
3240-04-08	7/16-20	1/2-14	24.91
3240-05-04	1/2-20	1/4-19	29.29
3240-05-06	1/2-20	3/8-19	24.91
3240-06-04	9/16-18	1/4-19	22.55
3240-06-06	9/16-18	3/8-19	24.11
3240-06-08	9/16-18	1/2-14	16.95
3240-08-06	3/4-16	3/8-19	22.32
3240-08-08	3/4-16	1/2-14	26.85
3240-08-10	3/4-16	5/8-14	22.70
3240-08-12	3/4-16	3/4-14	26.77
3240-10-06	7/8-14	3/8-19	44.29
3240-10-08	7/8-14	1/2-14	27.61
3240-10-10	7/8-14	5/8-14	34.73
3240-10-12	7/8-14	3/4-14	38.35
3240-12-12	1-1/16-12	3/4-14	38.73
3240-12-16	1-1/16-12	1-11	79.18
3240-16-12	1-5/16-12	3/4-14	55.41
3240-16-16	1-5/16-12	1-11	42.66
3240-20-20	1-5/8-12	1-1/4-11	123.55
3240-24-24	1-7/8-12	1-1/2-11	186.47

JIC to BSPP

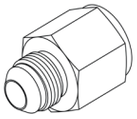

Baum Part #	Side 1 Male JIC	Side 2 Female British Pipe Parallel	Price
3405-04-04	7/16-20	1/4-19	$20.11
3405-06-04	9/16-18	1/4-19	31.42
3405-06-06	9/16-18	3/8-19	25.52
3405-08-06	3/4-16	3/8-19	25.67
3405-08-08	3/4-16	1/2-14	29.17
3405-12-12	1-1/16-12	3/4-14	26.13
3405-16-16	1-5/16-12	1-11	75.94
3405-20-16	1-5/8-12	1-11	70.92
3405-20-20	1-5/8-12	1-1/4-11	138.56
3405-24-20	1-7/8-12	1-1/4-11	92.78
3405-24-24	1-7/8-12	1-1/2-11	155.77

BSPP Cap

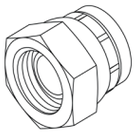

Baum Part #	Side 1 Female British Pipe Parallel Swivel	Price
3406-02	1/8-28	$10.09
3406-04	1/4-19	5.33
3406-06	3/8-19	6.59
3406-08	1/2-14	8.15
3406-10	5/8-14	10.63
3406-12	3/4-14	13.86
3406-16	1-11	19.42
3406-20	1-1/4-11	28.83
3406-24	1-1/2-11	26.13
3406-32	2-11	191.91

ASK FOR QUANTITY DISCOUNT *Prices subject to change without notice.*

 © Baum Hydraulics Corporation

Hydraulic Adapters and Fittings

JIC to BSPP

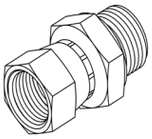

Baum Part #	Side 1 Female British Pipe Parallel Swivel	Side 2 Male JIC	Price
3402-04-02	1/8-28	7/16-20	$29.29
3402-04-04	1/4-19	7/16-20	7.88
3402-04-06	3/8-19	7/16-20	21.71
3402-04-08	1/2-14	7/16-20	25.06
3402-05-04	1/4-19	1/2-20	20.45
3402-06-04	1/4-19	9/16-18	8.11
3402-06-06	3/8-19	9/16-18	9.98
3402-06-08	1/2-14	9/16-18	29.29
3402-08-06	3/8-19	3/4-16	29.29
3402-08-08	1/2-14	3/4-16	13.48
3402-08-10	5/8-14	3/4-16	28.37
3402-08-12	3/4-14	3/4-16	36.22
3402-10-06	3/8-19	7/8-14	25.06
3402-10-08	1/2-14	7/8-14	24.15
3402-10-10	5/8-14	7/8-14	34.09
3402-12-08	1/2-14	1-1/16-12	43.04
3402-12-10	5/8-14	1-1/16-12	58.39
3402-12-12	3/4-14	1-1/16-12	18.69
3402-12-16	1-11	1-1/16-12	77.12
3402-16-12	3/4-14	1-5/16-12	77.09
3402-16-16	1-11	1-5/16-12	77.09
3402-16-20	1-1/4-11	1-5/16-12	228.86
3402-20-16	1-11	1-5/8-12	123.66
3402-20-20	1-1/4-11	1-5/8-12	84.82
3402-24-24	1-1/2-11	1-7/8-12	182.89
3402-24-32	2-11	1-7/8-12	230.61
3402-32-24	1-1/2-11	2-1/2-12	Call
3402-32-32	2-11	2-1/2-12	215.15

BSPP Plug

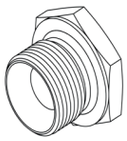

Baum Part #	Side 1 Male British Pipe Parallel	Price
3408-02	1/8-28	$2.89
3408-04	1/4-19	5.26
3408-06	3/8-19	5.56
3408-08	1/2-14	7.27
3408-10	5/8-14	10.63
3408-12	3/4-14	12.49
3408-16	1-11	15.08
3408-20	1-1/4-11	14.36
3408-24	1-1/2-11	28.41
3408-32	2-11	50.54
3408-40	2-1/2-11	295.70
3408-48	3-11	424.31

BSPP Hollow Hex Plug

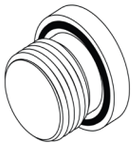

Baum Part #	Side 1 Male British Pipe Parallel	Price
3408-HHP-02	1/8-28	$2.74
3408-HHP-04	1/4-19	4.11
3408-HHP-06	3/8-19	3.92
3408-HHP-08	1/2-14	5.76
3408-HHP-12	3/4-14	7.66
3408-HHP-16	1-11	16.80
3408-HHP-20	1-1/4-11	17.94
3408-HHP-24	1-1/2-11	18.20

Prices subject to change without notice. **ASK FOR QUANTITY DISCOUNT**

Hydraulic Adapters and Fittings

BSPP Union

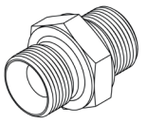

Baum Part #	Side 1 Male British Pipe Parallel	Side 2 Male British Pipe Parallel	Price
3420-02-02	1/8-28	1/8-28	4.00
3420-04-02	1/4-19	1/8-28	4.72
3420-04-04	1/4-19	1/4-19	6.74
3420-06-02	3/8-19	1/8-28	12.19
3420-06-04	3/8-19	1/4-19	8.30
3420-06-06	3/8-19	3/8-19	8.72
3420-08-02	1/2-14	1/8-28	16.19
3420-08-04	1/2-14	1/4-19	14.32
3420-08-06	1/2-14	3/8-19	11.39
3420-08-08	1/2-14	1/2-14	12.34
3420-10-04	5/8-14	1/4-19	24.91
3420-10-06	5/8-14	3/8-19	17.94
3420-10-08	5/8-14	1/2-14	20.47
3420-10-10	5/8-14	5/8-14	18.55
3420-12-04	3/4-14	1/4-19	30.62
3420-12-06	3/4-14	3/8-19	23.16
3420-12-08	3/4-14	1/2-14	12.15
3420-12-10	3/4-14	5/8-14	21.86
3420-12-12	3/4-14	3/4-14	16.68
3420-16-04	1-11	1/4-19	47.68
3420-16-06	1-11	3/8-19	47.68
3420-16-08	1-11	1/2-14	38.05
3420-16-10	1-11	5/8-14	38.96
3420-16-12	1-11	3/4-14	30.89
3420-16-16	1-11	1-11	20.07
3420-20-06	1-1/4-11	3/8-19	132.08
3420-20-08	1-1/4-11	1/2-14	132.08
3420-20-10	1-1/4-11	5/8-14	132.08
3420-20-12	1-1/4-11	3/4-14	126.83
3420-20-16	1-1/4-11	1-11	69.58
3420-20-20	1-1/4-11	1-1/4-11	63.91
3420-24-08	1-1/2-11	1/2-14	162.17
3420-24-12	1-1/2-11	3/4-14	146.97
3420-24-16	1-1/2-11	1-11	88.85

BSPP Union

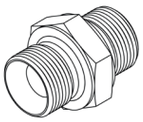

Continued

Baum Part #	Side 1 Male British Pipe Parallel	Side 2 Male Britsh Pipe Paralle	Price
3420-24-20	1-1/2-11	1-1/4-11	$101.42
3420-24-24	1-1/2-11	1-1/2-11	77.77
3420-32-16	2-11	1-11	171.46
3420-32-20	2-11	1-1/4-11	171.31
3420-32-24	2-11	1-1/2-11	155.73
3420-32-32	2-11	2-11	109.69
3420-40-24	2-1/2-11	1-1/2-11	418.56
3420-40-32	2-1/2-11	2-11	418.56
3420-40-40	2-1/2-11	2-1/2-11	371.22
3420-48-32	3-11	2-11	812.56
3420-48-40	3-11	2-1/12-11	558.49
3420-48-48	3-11	3-11	558.49

BSPP Bulkhead Union

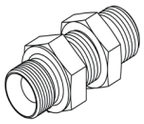

Baum Part #	Side 1 Male British Pipe Parallel	Side 2 Male British Pipe Parallel	Price
3421-02-02	1/8-28	1/8-28	$36.79
3421-04-04	1/4-19	1/4-19	25.94
3421-04-06	1/4-19	3/8-19	49.40
3421-06-04	3/8-19	1/4-19	49.40
3421-06-06	3/8-19	3/8-19	40.56
3421-06-08	3/8-19	1/2-14	72.55
3421-08-06	1/2-14	3/8-19	72.63
3421-08-08	1/2-14	1/2-14	30.51
3421-08-12	1/2-14	3/4-14	130.79
3421-10-10	5/8-14	5/8-14	35.50
3421-12-08	3/4-14	1/2-14	128.08
3421-12-12	3/4-14	3/4-14	52.90
3421-12-16	3/4-14	1-11	182.81
3421-16-16	1-11	1-11	73.51
3421-20-20	1-1/4-11	1-1/4-11	143.93
3421-24-24	1-1/2-11	1-1/2-11	335.88
3421-32-32	2-11	2-11	460.49

ASK FOR QUANTITY DISCOUNT *Prices subject to change without notice.*

 © Baum Hydraulics Corporation

Hydraulic Adapters and Fittings

Part Number	Sequence Number	Flange Port Size Ins.	Pipe Thread Size Ins.	O-Ring Number	Manufacturer Part Number	Price Per Each
W43K-8-8	899500	1/2	1/2	210	W34K-08-08	$28.80
W43K-12-12	899505	3/4	3/4	214	W43K-12-12	28.37
W43K-16-16	899510	1	1	219	W43K-16-16	28.18
W43K-20-20	899515	1-1/4	1-1/4	222	W43K-20-20	43.42
W43K-24-24	899520	1-1/2	1-1/2	225	W43K-24-24	38.09
W43K-32-32	899525	2	2	228	W43K-32-32	67.56
W43K-40-40	899530	2-1/2	2-1/2	232	W43K-40-40	99.82
W43K-48-48	899535	3	3	237	W43K-48-48	109.84

Part Number	Sequence Number	Flange Port Size Ins.	Pipe Thread Size Ins.	O-Ring Number	Manufacturer Part Number	Price Per Each
W46K-12-12	899540	3/4	1-1/16-12	214	W46K-12-12	$65.89
W46K-16-16	899545	1	1-5/16-12	219	W46K-16-16	38.92
W46K-20-20	899550	1-1/4	1-5/8-12	222	W46K-20-20	51.14
W46K-24-24	899555	1-1/2	1-7/8-12	225	W46-4-24	67.74

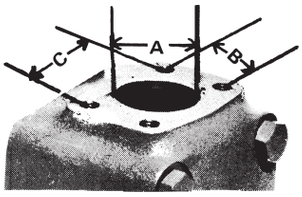

Flange Size	"A" Hole Size	"B" Bolt Size	"C" Bolt Size	O-Ring I.D.	O-Ring O.D.
1/2	1/2	11/16	1-1/2	3/4	1
3/4	3/4	7/8	1-7/8	1	1-1/4
1	1	1-1/32	2-1/16	1-5/16	1-9/16
1-1/4	1-1/4	1-3/16	2-5/16	1-1/2	1-3/4
1-1/2	1-1/2	1-13/32	2-3/4	1-7/8	2-1/8
2	2	1-11/16	3-1/16	2-1/4	2-1/2
2-1/2	2-1/2	2	3-1/2	2-3/4	3
3	3	2-7/16	4-3/16	3-3/8	3-5/8
4	4	3-1/16	5-1/8	4-3/8	4-5/8

Prices subject to change without notice. **ASK FOR QUANTITY DISCOUNT**

Hydraulic Adapters and Fittings

BAUM HYDRAULICS CORPORATION

RED CAPLUG PLASTIC CAPS & PLUGS

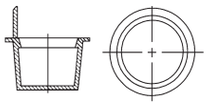

For plugging pipe or O-Ring ports; for capping pipe or O-Ring hoses.

Used as a plug

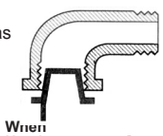

Thread Size Inches	Std. Pkg.	When Used as Plug Number	Our Sequence Number	Price Per 1000	When Used as Cap Number	Our Sequence Number	Price Per 100
For Standard NPT Pipe Threads							
1/8	20	**L-2X**	468800	**$35.01**	**L-4**	468802	**$35.59**
1/4	20	**L-4**	468802	**35.59**	**L-6**	468806	**48.74**
3/8	20	**L-6X**	468808	**50.92**	**L-8X**	468812	**50.05**
1/2	20	**L-9X**	468814	**52.98**	**L-11**	468818	**57.87**
3/4	20	**L-12**	468822	**65.30**	**L-13X^**	468826	**71.98**
1	10	**L-14**	468828	**68.83**	**L-15X**	468832	**39.50**
1-1/4	10	**17-S***	468834	**77.80**	**L-18#**	468836	**49.10**
1-1/2	5	**20-S***	468840	**111.57**	**L-20**	468838	**44.21**
2	5	**T-24***	468737	**58.46**			
For O-Ring and JIC Fine Threads							
9/16-18	20	**L-5**	468804	**$47.28**	**L-6X**	468808	**$50.92**
3/4-16	20	**L-8**	468810	**42.12**	**L-9X**	468814	**52.98**
7/8-14	20	**L-10**	468816	**54.64**	**L-11X**	468820	**64.61**
1-1/16-12	20	**L-12X**	468824	**51.41**	**L-13X^**	468826	**71.98**
1-5/16-12	10	**L-14X**	468830	**71.94**	**L-15X**	468832	**39.50**

*Without Tab ^Pkg 10 # Pkg. 5

THREADED PLUGS - Pipe Plug with Square Head

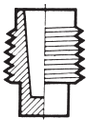

Thread Size Inch	Std. Pkg.	Plug Number	Our Sequence Number	Price Per 100
1/8	20	**P-18**	468450	**$6.59**
1/4	20	**P-28**	468452	**9.43**
3/8	20	**P-38**	468454	**11.89**

THREADED PLUGS - For O-Ring with Round Knurled Head

9/16	20	**PDO-106**	468490	**$10.40**
3/4-16	10	**PDO-108**	468492	**43.94**
7/8	10	**PDO-110**	468494	**48.61**

PLAIN PLUG - 4-Bolt Flange Plug with Pull Tab

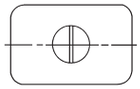

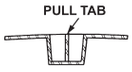

3/4	10	**SFP-12**	468518	**$33.52**
1	10	**SFP-16**	468520	**53.62**
1-1/4	5	**SFP-20**	468522	**295.93**

The same item may be used as a plug for one size and as a cap for another size. For example: the same cap fits over 1/8" pipe threads and as plug fits inside 1/4" pipe threads.Caplug

CAPLUG ASSORTMENT

Assortment Contains 20 of each;
L6X, L8X, L9X, L11, L12, L14

Our Sequence # Z90930
T203 box, 120 pcs.

$49.38

RECOMMENDED DIES FOR STANDARD AND THIN COVER RUBBER HOSE

Recommended dies for installing Power Swage System couplings utilizing House of Hose Couplamatic or Cross Swage machines on standard cover and thin cover hydraulic hose.

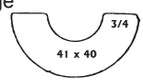

REGULAR COVER HOSE RECOMMENDED DIES

Hose I.D.	1/4"	3/8"	1/2"	3/4"	1"
Hose Description:	**ONE WIRE BRAID SAE 100R1A Regular Cover - 54 MB-1**				
Coupling Ferrule Size	21	27	31	41	51
Die Number	21x22 21x21*	27x27 27x26*	31x31 31x30*	41x41 + 41x40*	51x51 + 51x50*
Working Pressure Lbs.	2750	2250	2000	1250	1000
Hose Description:	**TWO WIRE BRAID SAE 100R2A Regular Cover - 54MB-2**				
Coupling Ferrule Size	23	29	33	43	53
Die Number	23x24 23x23*	29x29 29x28*	33x33 33x32*	43x43 + 43x42*	53x53 + 53x52*
Working Pressure Lbs.	5000	4000	3500	2250	2000

THIN COVER HOSE RECOMMENDED DIES

Hose I.D.	1/4"	3/8"	1/2"	3/4"	1"
Hose Description:	**ONE WIRE BRAID SAE 100R1AT Thin Cover - 54MB-1**				
Coupling Ferrule Size	19	25	29	N/A	N/A
Die Number	19x20	25x25 25x24*	29x29 29x28*	N/A	N/A
Working Pressure Lbs.	2750	2250	2000	1250	1000
Hose Description:	**TWO WIRE BRAID SAE 100R2AT Thin Cover - 54MB-2**				
Coupling Ferrule Size	19	25	29	39	49
Die Number	21x21	27x26	31x30	39x39 39x38*	51x50 49x49*
Working Pressure Lbs.	5000	4000	3500	2250	2000

*SAE specifications allow a tolerance of plus or minus 1/32" on the OD of the hose. Therefore, it may be necessary to have two sets of dies swage the coupling through the larger die first. If a gap exists between hose & ferrule of the coupling then swage coupling through the smaller die. +Both dies must be used on these sizes.

FORGED TANK FLANGES - Boiler Flange with Pilot

5 per Pkg.

Pipe Thread	Part Number	Overall Flange Dia.	Our Sequence Number	Price Per Piece FLANGE
1/8	**300**	1-5/16	605030	**10.19**
1/4	**301**	1-5/16	605032	**10.12**
3/8	**302**	1-7/16	605034	**11.14**
1/2	**303**	1-5/8	605036	**10.09**
3/4	**304**	2	605038	**10.09**
1	**305**	2-1/4	605040	**17.77**
1-1/4	**306**	2-9/16	605042	**17.77**
1-1/2	**307**	2-15/16	605044	**18.63**
2	**308**	3-3/8	605046	**18.19**

Part Number	Pipe Thread	Retricted Capacity GPM at 1000 PSI	Size Orifice in Restrictor Inch	Our Sequence Number	Per Each
RST1404-04-04	1/4	.5838	1/32	786960	6.89
RST1404-06-06	3/8	.5838	1/32	786961	8.61
RST1404-08-08	1/2	.5838	1/32	786962	11.33

ASK FOR QUANTITY DISCOUNT *Prices subject to change without notice.*

 © Baum Hydraulics Corporation

MALLEABLE BLACK IRON PIPE FITTINGS & STEEL PLATED PLUGS

90° Elbow

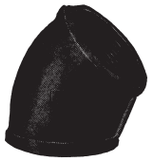
45° Elbow

Reducing Coupling

Tee

Cap

Union with Brass Seat

90° Street Elbow

45° Street Elbow

Steel Coupling

Malleable Hex Bushing


Cross

Male Square Head Plug Plated Steel

Close Nipple

Malleable Plug


Long Nipple

Male Hex Head Plug Plated Steel

Hex Socket Head Plug Plated Steel

Size Inches	Our Sequence Number	Price Per Piece	Our Sequence Number	Price Per Piece	Our Sequence Number	Price Per Piece	Our Sequence Number	Price Per Piece	Our Sequence Number	Price Per Piece	Our Sequence Number	Price Per Piece	Our Sequence Number	Price Per Piece
	90° ELBOW		45° ELBOW		90° STREET		45° STREET		TEES		COUPLERS		UNIONS	
TEN PAK														
1/8	605390	**5.79**	606788	**$6.05**	606806	**$8.32**	606824	**$9.33**	610120	**$6.55**	607760	**$5.00**		$....
1/4	605395	**5.51**	606790	**10.80**	606808	**8.32**	606826	**6.82**	610122	**8.32**	607762	**6.90**		....
3/8	605400	**5.51**	606792	**11.66**	606810	**8.32**	606828	**15.14**	610124	**8.32**	607764	**7.81**	610140	**7.34**
1/2	605405	**4.13**	606794	**6.08**	606812	**8.55**	606830	**8.80**	610126	**5.40**	607766	**8.81**	610142	**6.24**
3/4	605410	**5.00**	606796	**8.22**	606814	**8.32**	606832	**9.55**	610128	**7.04**	607768	**11.25**	610144	**14.03**
FIVE PAK														
1	605415	**8.77**	606798	**4.92**	606816	**11.98**	606834	**9.64**	610130	**13.43**	607770	**15.72**	610146	**17.47**
1-1/4	605420	**14.19**	606800	**18.29**	606818	**18.29**		....	610132	**15.42**	607772	**18.95**	610148	**10.08**
1-1/2	605425	**18.69**	606802	**9.23**	606820	**24.40**		....	610134	**18.40**	607774	**15.87**	610150	**32.53**
2	605430	**29.64**	606804	**24.05**	606822	**29.48**		....		....	607776	**33.68**		....

	CROSS		SQ. HEAD PLUG BLACK		SQ. HEAD PLUG PLATED		HEX HEAD PLATED PLUG		HEX SOCKET HEAD PLATED		CAPS		CLOSE NIPPLE	
TEN PAK														
1/8		....	608720	**0.55**		....	190554	**....**	190584	**....**	608736	**1.22**	613034	**2.01**
1/4		....	608722	**0.72**	190526	**....**	190556	**....**	190586	**....**	608738	**1.49**	613045	**2.38**
3/8	610160	**13.18**	608724	**0.99**	190528	**....**	190558	**....**	190588	**....**	608740	**2.61**	613055	**2.43**
1/2	610164	**17.74**	608726	**1.65**	190530	**....**		**....**	190590	**....**	608742	**5.40**	613066	**2.04**
3/4		....	608728	**2.35**	190532	**....**	190562	**....**	190592	**....**	608744	**5.58**	613076	**2.38**
FIVE PAK														
1		....	608730	**5.31**		....		....		....	608746	**6.10**	613090	**3.41**
1-1/4		....	608732	**13.99**		....		....		....	608748	**6.22**	613100	**4.33**
1-1/2		....	608734	**19.84**		....		....		....		....	613110	**5.40**
2		....		....		....		....		....		....	613118	**6.78**

Size Inches	Our Sequence Number	Price Per Each	Our Sequence Number	Price Per Piece	Our Sequence Number	Price Per Piece	Our Sequence Number	Price Per Piece	Our Sequence Number	Price Per Piece	Our Sequence Number	Price Per Piece	Our Sequence Number	Price Per Piece	Our Sequence Number	Price Per Piece
	1-1/2 NIPPLE		2 NIPPLE		2-1/2 NIPPLE		3 NIPPLE		3-1/2 NIPPLE		4 NIPPLE		5 NIPPLE		6 NIPPLE	
TEN PAK																
1/8	613035	**$2.43**	613036	**$2.25**	613037	**$2.64**	613038	**$2.05**		$....	613039	**$3.41**		$....	613040	**$7.08**
1/4	613046	**2.52**	613047	**2.52**	613048	**3.02**	613049	**3.02**		....	613050	**3.50**		....	613051	**7.11**
3/8	613056	**2.75**	613057	**2.75**	613058	**3.55**	613059	**3.28**	613060	**3.85**	613061	**4.15**	613062	**5.58**	613063	**6.18**
1/2	613067	**2.04**	613068	**2.04**	613069	**2.43**	613070	**2.43**	613071	**2.94**	613072	**2.94**	613073	**3.16**	613074	**4.40**
3/4	613077	**2.52**	613078	**2.52**	613079	**2.89**	613080	**2.89**	613081	**3.55**	613082	**3.55**	613083	**4.47**	613084	**5.03**
FIVE PAK																
1		....	613091	**3.45**	613092	**4.28**	613093	**3.97**	613094	**4.54**	613095	**4.54**	613096	**3.50**	613097	**6.35**
1-1/4		....	613101	**4.90**	613102	**6.01**	613103	**4.84**	613104	**5.70**	613105	**5.70**	613106	**10.29**	613107	**8.11**
1-1/2		....	613111	**5.40**	613112	**6.01**	613113	**7.02**	613114	**6.73**	613115	**4.82**	613116	**3.27**	613117	**13.07**
2		....		....	613119	**7.44**	613120	**7.77**	613121	**9.41**	613122	**10.16**	613123	**4.32**	613124	**14.91**

	90° REDUCING ELBOW		90° REDUCING STREET ELBOW		REDUCING COUPLING		HEX BUSHING	
TEN PAK								
1/4 x 1/8	605518	**4.72**		$....	607250	**$6.17**	609290	**$1.52**
3/8 x 1/4	605520	**5.64**		....	607255	**6.67**	609292	**1.81**
	.	**...**	605545	**6.20**	607260	**5.76**	609294	**2.80**
3/4 x 1/2	605530	**3.74**	605550	**4.17**	607265	**6.11**	609296	**6.67**
FIVE PAK								
1 x 1/2	....		....	....	609304	**8.58**		
1 x 3/4	605535	**2.30**	605552	**7.04**	607270	**10.22**	609298	**6.89**
1-1/4 x 3/4		....		....		....	609306	**8.87**
1-1/4 x 1	605540	**4.49**	605554	**5.63**	607275	**7.86**	609300	**8.87**
1-1/2 x 1-1/4		....		....	607280	**11.39**	609302	**10.42**
2 x 1-1/2		....		....		....	609308	**14.95**

Prices subject to change without notice. **ASK FOR QUANTITY DISCOUNT**

1-800-228-9222 / e-mail: sales@baumhydraulics.com
Fax: 1-800-832-2522 / www.baumhydraulics.com / © Baum Hydraulics Corporation

BAUM HYDRAULICS CORPORATION

SHAFT & YOKE & SHIELD & BEARING to MAKE UP FRONT HALF of DRIVE SHAFT for TRACTOR END

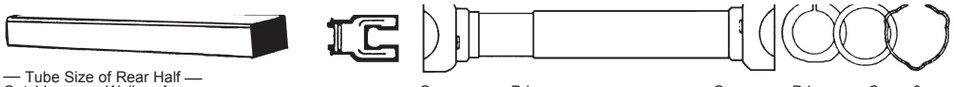

Order 2 Bearing Kits for each pair of Shields Yoke Number	Size Inches	6 Foot Lgth Shaft Number SEE Page P3 FOR PRICES	— Tube Size of Rear Half — Outside Diameter Inches	Wall Thick. Inches	Approx. I.D. Inches	Shield Number	Our Sequence Number	Price Per Piece	Bearing Kit Number	Our Sequence Number	Price Per Piece	Cross & Bearing Kit No.
10 Horsepower Drivelines RECTCLD												
300-0600	3/4x7/8	6B-1100	1x1-1/8	1/8	3/4x7/8	**APS-6N-L-48**	627070	**$103.86**	**BSK-6N**	627000	**$7.13**	CPL6R-30
16-6129	3/4x7/8	6B-1100	1x1-1/8	1/8	3/4x7/8	**APS-6N-L-48**	627070	**103.86**	**BSK-6N**	627000	**7.13**	CPL6R-30
177-0600	3/4x7/8	6B-1100	1x1-1/8	1/8	3/4x7/8	**APS-6N-L-48**	627070	**103.86**	**BSK-6N**	627000	**7.13**	CPL6R-30
6RWY-1214	3/4x7/8	6B-1100	1x1-1/8	1/8	3/4x7/8	**APS-6N-L-48**	627070	**103.86**	**BSK-6N**	627000	**7.13**	CPL6R-30
15-5129	3/4x7/8	6B-1100	1x1-1/8	1/8	3/4x7/8	**APS-6N-L-48**	627070	**103.86**	**BSK-6N**	627000	**7.13**	1-0675
For Above Yokes		6B-1100	1x1-1/8	1/8	3/4x7/8							
20 Horsepower Drivelines												
300-1200	1x1-1/8	6B-1200	1-1/4x1-3/8	1/8	1x1-1/8	**APS-14N-L-48**	627110	**126.92**	**BSK-12N**	627010	**7.98**	CPL12R
12-1340	1x1-1/8	6B-1200	1-1/4x1-3/8	1/8	1x1-1/8	**APS-14N-L-48**	627110	**126.92**	**BSK-12N**	627010	**7.98**	CPL12R
177-1200	1x1-1/8	6B-1200	1-1/4x1-3/8	1/8	1x1-1/8	**APS-14N-L-48**	627110	**126.92**	**BSK-12N**	627010	**7.98**	CPL12R
12RWY-1618	1x1-1/8	6B-1200	1-1/4x1-3/8	1/8	1x1-1/8	**APS-14N-L-48**	627110	**126.92**	**BSK-12N**	627010	**7.98**	CPL12R
For Above Yokes		6B-1200	1-1/4x1-3/8	1/8	1x1-1/8							
30 Horsepower Drivelines												
300-1400	1x1-1/8	6B-1200	1-1/4x1-3/8	1/8	1x1-1/8	**APS-14N-L-48**	627110	**126.92**	**BSK-12N**	627010	**7.98**	CPL14R
20-9126	1x1-1/8	6B-1200	1-1/4x1-3/8	1/8	1x1-1/8	**APS-14N-L-48**	627110	**126.92**	**BSK-12N**	627010	**7.98**	CPL14R
177-1400	1x1-1/8	6B-1200	1-1/4x1-3/8	1/8	1x1-1/8	**APS-14N-L-48**	627110	**126.92**	**BSK-12N**	627010	**7.98**	CPL14R
14RWY-1618	1x1-1/8	6B-1200	1-1/4x1-3/8	1/8	1x1-1/8	**APS-14N-L-48**	627110	**126.92**	**BSK-12N**	627010	**7.98**	CPL14R
For Above Yokes		6B-1200	1-1/4x1-3/8	1/8	1x1-1/8							
55 Horsepower Drivelines SQCLDROL												
300-3500	1-3/16 Sq.	6B-1187	2-1/8x	.083	1.96	**APS-35N-L-48**	627130	**144.01**	**BSK-12N**	627010	**7.98**	CP35R
22-1344	1-3/16 Sq.	6B-1187	2-1/8x	.083	1.96	**APS-35N-L-48**	627130	**144.01**	**|BSK-12N**	627010	**7.98**	CP35R
177-3500	1-3/16 Sq.	6B-1187	2-1/8x	.083	1.96	**APS-35N-L-48**	627130	**144.01**	**BSK-12N**	627010	**7.98**	CP35R
35RWY-1900	1-3/16 Sq.	6B-1187	2-1/8x	.083	1.96	**APS-35N-L-48**	627130	**144.01**	**BSK-12N**	627010	**7.98**	CP35R
For Above Yokes		6B-1187	2-1/8x	.083	1.96							
75 Horsepower Drivelines												
300-4400	1-5/16 Sq.	6B-1312	2-1/2x	.134	2.28	**APS-55N-L-48**	627160	**244.99**	**BSK-55N**	627020	**15.77**	CP44R
44-2100	1-5/16 Sq.	6B-1312	2-1/2x	.134	2.28	**APS-55N-L-48**	627160	**244.99**	**BSK-55N**	627020	**15.77**	CP44R
177-4400	1-5/16 Sq.	6B-1312	2-1/2x	.134	2.28	**APS-55N-L-48**	627160	**244.99**	**BSK-55N**	627020	**15.77**	CP44R
14RWY-2100	1-5/16 Sq.	6B-1312	2-1/2x	.134	2.28	**APS-55N-L-48**	627160	**244.99**	**BSK-55N**	627020	**15.77**	CP44R
For Above Yokes		6B-1312	2-1/2x	.134	2.28							
125 Horsepower Drivelines												
300-5500	1-5/16 Sq.	6B-1312	2-1/2x	.134	2.28	**APS-55N-L-48**	627160	**244.99**	**BSK-55N**	627020	**15.77**	CP55R
177-5510	1-5/16 Sq.	6B-1312	2-1/2x	.134	2.28	**APS-55N-L-48**	627160	**244.99**	**BSK-55N**	627020	**15.77**	CP55R
For Above Yokes		6B-1312	2-1/2x	.134	2.28							

*COMPLETE WITH BEARING KIT

ASK FOR QUANTITY DISCOUNT ***Prices subject to change without notice.***

 © Baum Hydraulics Corporation

SQUARE POWER TAKE-OFF TELESCOPING STEEL TUBING & SHAFT

Telescopes ONLY Over Round Cornered Shafts
Used for power take-off sleeves, etc.
Square tubing is ordered by outside dimensions

Outside Dimension In Inches	Part Number	Our Sequence Number	Price Per Piece	Telescopes Over Sq. Shaft Size-Inches	Approx. Wall Thickness Inches	Wt. Per Foot Lbs.
	SQTUBE					
3 Foot Square Tubing						
1-1/2	**3A-1187**	5473285	**$125.86**	1-3/16	5/32	2.70
1-3/4	**3A-1312**	5473295	**143.19**	1-5/16	7/32	3.80
6 Foot Square Tubing						
1.042	**6A-750**	546173	**202.45**	3/4	1/8	1.25
1.165	**6A-875**	546177	**150.98**	7/8	1/8	1.60
1-3/16	**6A-937**	546241	**160.52**	15/16	1/8	1.60
1-1/4	**6A-1000**	546305	**164.30**	1	1/8	1.70
1-3/8	**6A-1000H**	546369	**....**	1	3/16	2.60
1-3/8	**6A-1125**	546433	**177.79**	1-1/8	1/8	1.93
1-1/2	**6A-1187**	546497	**271.10**	1-3/16	5/32	2.70
1-5/8	**6A-1250**	546561	**297.61**	1-1/4	3/16	3.30
1-3/4	**6A-1312**	546625	**355.94**	1-5/16	7/32	3.80
1-7/8	**6A-1500**	546753	**360.83**	1-1/2	3/16	3.80

SQUARE COLD ROLLED STEEL SHAFT

Tolerance exact size to undersize, as shown below.
WITH ROUND CORNERS *EXCEPT* *3/4 & 7/8 Have SQUARE CORNERS
Key Steel Cold Finished AICI C1045

Size In Ins.	Part Number	Our Sequence Number	Price Per Piece	Size In Ins.	Part Number	Our Sequence Number	Price Per Piece
	SQCLDROL						
In 3 Foot Bars							
1-3/16	**3B-1187**	547329	**$113.66**	1-5/16	**3B-1312**	547330	**$128.18**
In 6 Foot Bars							
*3/4	**6B-750**	546945	**92.79**	1-3/16	**6B-1187**	547265	**227.32**
*7/8	**6B-875**	547009	**123.12**	1-1/4	**6B-1250**	5473281	**227.53**
15/16	**6B-937**	547073	**141.71**	1-5/16	**6B-1312**	547393	**276.08**
1	**6B-1000**	547137	**161.43**	1-3/8	**6B-1375**	547457	**221.94**
1-1/8	**6B-1125**	547201	**203.56**	1-1/2	**6B-1500**	547521	**263.16**

HEXAGON SHAFT

See Weld-A-Joint, and Sprocket Hub Pages for Hex Bores.

Size In Ins.	Part Number	Our Sequence Number	Price Per Piece	Size In Ins.	Part Number	Our Sequence Number	Price Per Piece
	HXCLDROL						
In 6 Foot Bars							
9/16	**6HX-563**	547528	**$97.41**	1-1/8	**6HX-1125**	547538	**$288.08**
5/8	**6HX-625**	547530	**125.72**	1-1/4	**6HX-1250**	547540	**337.28**
3/4	**6HX-750**	547532	**....**	1-1/2	**6HX-1500**	547542	**401.63**
7/8	**6HX-875**	547534	**168.24**	1-3/4	**6HX-1750**	547544	**548.20**
1	**6HX-1000**	547536	**217.77**				

SHAFT FOR BOTH 44 & 55 SERIES YOKE

See Weld-A-Joint, and Sprocket Hub Pages for Hex Bores.

Part Number	Description	Length Inches	Our Sequence Number	Price Per Piece
404-2120	1-5/16-20 Spline	36	523342	**$424.16**
404-2720	1-11/16-20 Spline	36	523343	**555.48**

RECTANGULAR TUBING

Outside Dimension In Inches	Part Number	Our Sequence Number	Price Per Piece	Telescopes Over Sq. Shaft Size-Inches	Approx. Wall Thickness Inches	Wt. Per Foot Lbs.
	RECTUBE					
3 Foot Rectangular Tubing						
1x1-1/8	**3A-1100**	6375925	**$75.30**	3/4x7/8	1/8	1.60
1-1/4x1-3/8	**3A-1200**	6375935	**102.53**	1x1-1/8	1/8	1.70
6 Foot Rectangular Tubing						
1x1-1/8	**6A-1100**	637535	**162.19**	3/4x7/8	1/8	1.60
1-1/4x1-3/8	**6A-1200**	637537	**220.84**	1x1-1/8	1/8	1.70

RECTANGULAR COLD ROLLED STEEL SHAFT

For power take-off shaft on Deere, IHC & other equipment
Tolerance exact size to minus .004 inches.
RECTANGLES WITH ROUND CORNERS
Key Steel Cold Finished AISI C1045

Size In Ins.	Part Number	Our Sequence Number	Price Per Piece	Size In Ins.	Part Number	Our Sequence Number	Price Per Piece
	RECTCLD						
In 3 Foot Bars							
3/4x7/8	**3B-1100**	637595	**$41.63**	1x1-1/8	**3B-1200**	637597	**$92.56**
In 6 Foot Bars							
3/4x7/8	**6B-1100**	637539	**119.11**	1x1-1/8	**6B-1200**	637541	**199.36**

ROUND DRIVE LINE STEEL TUBING

Round Tubing is Ordered by Outside Dimensions

Outside Diam. Inches	Tube Gauge	Wall Thickness Inches	Approx. I.D. Inches	Weight Per Foot Lbs.	Part Number	Our Sequence Number	Price Per Piece
					DRIVTUBE		
3 Foot Driveshaft Torque Tubing							
2	14	.083	1-27/32	2.20	**604-1400-36**	523389	**$98.64**
- - - -	--	- -	- - - -	....	**- - - - - - - - -**	- - - - - -	**.....**
2-1/8	11	.120	- - - -	....	**604-3500-36**	523391	**124.80**
2-1/2	10	.120	2-7/32	2.57	**604-4400-36**	5233935	**192.14**
6 Foot Driveshaft Torque Tubing							
2		.094	1-13/16	2.50	**140-1400**	550983	**159.81**
2-1/8		.125	1-7/8	2.57	**140-3500**	550999	**204.12**
6 Foot Driveshaft Torque Tubing							
2	14	.083	1-27/32	2.20	**602-1400-72**	523394	**197.16**
- - - -	--	- -	- - - -	....	**- - - - - - - - -**	- - - - - -	**.....**
2-1/8	11	.120	- - - -	....	**602-3500-72**	523396	**249.13**
2-1/2	10	.120	2-7/32	2.57	**602-4400-72**	523398	**384.17**

ROUND KEYED SHAFTING

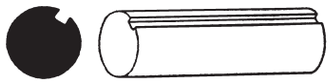

In 6 Foot Bars. Keyed Shafting is made from C1018 Drawn Material.

Shaft Size & Part Number		Keyway	Outside Diam. Inches	Bar Wt. Lbs.	Our Sequence Number	Price Per Piece
		RDKESH				
1/2 Shaft-72		1/8	1/2	4	538860	**$29.41**
5/8 Shaft-72		3/16	5/8	6	538862	**81.81**
3/4 Shaft-72		3/16	3/4	9	538864	**103.28**
13/16 Shaft-72		1/4	13/16	11	411810	**70.19**
7/8 Shaft-72	Std.	3/16	7/8	12	538866	**111.89**
7/8 Shaft-72	Large	1/4	7/8	12	411812	**79.91**
1 Shaft-72		1/4	1	16	538868	**122.53**
1-1/8 Shaft-72		1/4	1-1/8	20	538870	**125.30**
1-1/4 Shaft-72	Std.	1/4	1-1/4	25	538872	**163.11**
1-1/4 Shaft-72	Large	5/16	1-1/4	25	411814	**154.12**
1-1-3/8 Shaft-72		5/16	1-3/8	30	538876	**189.37**
1-7/16 Shaft-72		3/8	1-7/16	30	538877	**204.12**
1-1/2 Shaft-72		3/8	1-1/2	30	538879	**218.11**

Round Telescoping Tubing continued on next page.

ROUND TELESCOPING STEEL TUBING
COLD DRAWN BUTT WELDED

Cold drawn to both Inside Diameter and Outside Diameter to telescope over itself or cold finished bars in a close tolerance fit.
Cold drawn from hot rolled continuous welded material. Without flash. The OD and ID are concentric and the tubing is straight.
TOLERANCE-To ensure always telescoping over next tubing size or cold rolled bar, tolerance of outside diameter is exact size to .005" undersize & inside diameter is .005" oversize to .010" oversize. Round Tubing is ordered by outside dimensions.

ROUND TELESCOPING STEEL TUBING
1/8 Inch Wall - In 5 Foot Lengths

Outside Diam. Size In Inches	Telescopes Over Tubing or Shaft Size-Inches	Wall Thick-ness Inches	Wt. Per Bar Lbs.	Wt. Per Foot Lbs.	Our Sequence Number	5 Ft. Length Each
			RDTELC			
3/4	1/2	1/8	4	.76	549312	**$77.16**
7/8	5/8	1/8	5	.96	549376	**81.15**
1	3/4	1/8	6	1.10	549440	**96.07**
1-1/8	7/8	1/8	7	1.27	549504	**97.38**
1-1/4	1	1/8	8	1.46	549568	**98.76**
1-3/8	1-1/8	1/8	8	1.53	549632	**116.51**
1-1/2	1-1/4	1/8	9	1.70	549696	**124.74**
1-5/8	1-3/8	1/8	10	1.94	549760	**149.61**
1-3/4	1-1/2	1/8	11	2.10	549824	**156.76**
2	1-3/4	1/8	13	2.41	549952	**185.31**
2-1/8	1-7/8	1/8	13	2.57	550016	**193.06**
2-1/4	2	1/8	14	2.70	550080	**202.46**
2-1/2	2-1/4	1/8	15	3.00	550144	**273.78**
2-3/4	2-1/2	1/8	17	3.40	550208	**280.83**

ROUND TELESCOPING STEEL TUBING
1/4 Inch Wall - In 5 Foot Lengths

Outside Diam. Size In Inches	Telescopes Over Tubing or Shaft Size-Inches	Wall Thick-ness Inches	Wt. Per Bar Lbs.	Wt. Per Foot Lbs.	Our Sequence Number	5 Ft. Length Each
			RDTELC			
1	1/2	1/4	10	2.00	550336	**$178.66**
1-1/8	5/8	1/4	12	2.30	550390	**182.86**
1-1/4	3/4	1/4	13	2.60	550400	**184.26**
1-3/8	7/8	1/4	15	2.90	550460	**214.89**
1-1/2	1	1/4	16	3.20	550464	**219.81**
1-5/8	1-1/8	1/4	18	3.60	550470	**280.11**
1-3/4	1-1/4	1/4	20	3.90	550528	**302.76**
1-7/8	1-3/8	1/4	21	4.20	550540	**331.01**
2	1-1/2	1/4	23	4.50	550592	**331.00**
2-1/8	1-5/8	1/4	24	4.80	550600	**360.61**
2-1/4	1-3/4	1/4	26	5.20	550656	**429.15**
2-3/8	1-7/8	1/4	28	5.50	550660	**496.77**
2-1/2	2	1/4	29	5.80	550720	**527.28**
2-3/4	2-1/4	1/4	34	6.70	550784	**388.81**
3	2-1/2	1/4	37	7.30	550848	**591.88**

FORGED and G & G - PARTS TO REPAIR TELESCOPING DRIVE SHAFTS

44 SERIES -

75HP Drive Shaft Uses Yoke & Round Tube with 1-5/16" I.D. Slip-Sleeve and 1-5/16" O.D. Square Shaft & Yoke Neapco and G & G Slip-Sleeves are welded; Blood Brothers Slip-Sleeves MUST BE welded by customer.

TRACTOR HALF **IMPLEMENT HALF**

SQUARE SHAFT & YOKE **ROUND TUBE & SLEEVE & YOKE**

Size and Description	Yankee Without C & B Kit Part Number	Complete Length Inches	Our Sequence Number	Price Per Piece	G & G Without Cross & Bearing Kit Part Number	Complete Length Inches	Our Sequence Number	Price Per Piece
75HP Tube, Yoke, Sleeve	**11004448**	48	523625	**$245.91**	**44N Yoke&Tube&Sleeve**	33-1/2	627655	**$262.81**
75HP Tube, Yoke, Sleeve	**11004460**	60	523627	**393.47**	- - - - -	- -		....
75HP Shaft & Yoke	**10004448**	48	5236082	**290.02**	**44N Yoke & Shaft**	34-1/4	627645	**206.18**
75HP Shaft & Yoke	**10004460**	60	5236092	**317.73**	- - - - -	- -		....
75HP Plastic Shield Pair	**902-3548**	48	524104	**183.00**	**APS-55N-L-48**	48	627160	**244.99**
75HP Plastic Shield Pair	**902-3560**	60	524106	**208.54**	- - - - -	- -		....
75HP Plastic Bearing Kit	**921-4400**	- -	524118	**21.71**	**BSK-55N**	- -	627020	**15.77**
75HP Yokes	**44R Series**	- -		....	**44R Series**	- -		....
75HP Cross & Bearing Kit	**CP44R**	- -	6250565	**45.75**	**CP44R**	- -	6250565	**45.75**

55 SERIES -

125HP Drive Shaft Uses Yoke & Round Tube with 1-5/16" I.D. Slip-Sleeve and 1-5/16" O.D. Square Shaft & Yoke

TRACTOR HALF **IMPLEMENT HALF**

SQUARE SHAFT & YOKE **ROUND TUBE & SLEEVE & YOKE**

Size and Description	Yankee Without C & B Kit Part Number	Complete Length Inches	Our Sequence Number	Price Per Piece	G & G Without Cross & Bearing Kit Part Number	Complete Length Inches	Our Sequence Number	Price Per Piece
25HP Tube,Yoke,Sleeve	**11005548**	48	523629	**441.87**	**11005548**	62	523629	**441.87**
125HP Tube,Yoke,Sleeve	**11005560**	60	523631	**475.86**	- - - - -	- -		....
125HP Shaft & Yoke	**10005548**	48	5236102	**332.18**	**10005548**	30-1/2	5236102	**332.18**
125HP Shaft & Yoke	**10005560**	60	5236112	**349.39**	- - - - -	- -		....
125HP Plastic Shield Pair	**902-3548**	48	524104	**183.00**	**APS-55N-L-48**	48	627160	**244.99**
125HP Plastic Shield Pair	**902-3560**	60	524106	**208.54**	- - - - -	- -		....
125HP Plastic Bearing Kit	**921-4400**	- -	524118	**21.71**	**BSK-55N**	- -	627020	**15.77**
125HP Yokes	**55N Series**	- -		....	**55N Series**	- -		....
125HP C & B Kit	**CP55N**	- -	625058	**61.73**	**CP55N**	- -	625058	**61.73**

All Drivelines, Universal Joints & Power Take Offs must be shielded properly for safety.

ASK FOR QUANTITY DISCOUNT ***Prices subject to change without notice.***

 © Baum Hydraulics Corporation

FORGED and G & G

PARTS TO REPAIR TELESCOPING DRIVE SHAFTS

All Drivelines, Universal Joints, and Power Take-Offs must be shielded properly for safety.

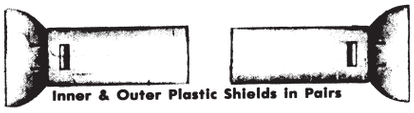



Size and Description	Yankee Without C & B Kit Part Number	Complete Length Inches	Our Sequence Number	Price Per Piece	G & G Without Cross & Bearing Kit Part Number	Complete Length Inches	Our Sequence Number	Price Per Piece
6 SERIES - 10HP Drive Shaft Uses 3/4" x 7/8" I.D. Rectangular Tube & Yoke and 3/4" x 7/8" O.D. Rectangular Shaft & Yoke	TRACTOR HALF		IMPLEMENT HALF		TRACTOR HALF		IMPLEMENT HALF	
	RECTANGULAR SHAFT & YOKE		RECTANGULAR TUBE & YOKE		RECTANGULAR SHAFT & YOKE		RECTANGULAR TUBE & YOKE	
10HP Tube & Yoke	**11000648**	48	523615	**$120.16**	**L6N Yoke & Tube**	39	627545	**$88.52**
10HP Shaft & Yoke	**10000648**	48	523600	**95.60**	**L6N Yoke & Shaft**	40-1/2	627555	**74.46**
10HP Plastic Shield Pair	**900-2548**	48	524100	**152.08**	**APS-6N-L-48**	48	627070	**103.86**
10HP Plastic Bearing Kit	**921-0600**	- -	524112	**20.97**	**BSK-6N**	- -	627000	**7.13**
10HP Yokes	**L6N Series**	- -		....	**L6N Series**	- -		....
10HP Cross & Bearing Kit	**CPL6R-30**	- -	625050	**17.12**	**CPL6R-30**	- -	625050	**17.12**
12 SERIES - 20HP Drive Shaft Uses 1-1/8" x 1" I.D. Rectangular Tube & Yoke and 1-1/8" x 1" O.D. Rectangular Shaft & Yoke	TRACTOR HALF		IMPLEMENT HALF		TRACTOR HALF		IMPLEMENT HALF	
								
	RECTANGULAR SHAFT & YOKE		RECTANGULAR TUBE & YOKE		RECTANGULAR SHAFT & YOKE		RECTANGULAR TUBE & YOKE	
20HP Sq. Tube & Yoke	**11001248**	48	- - - - - -	....	**L12N Yoke & Tube**	37	627575	**113.18**
20HP Sq. Tube & Yoke	**11001260**	60	5236174	**186.60**	- - - - -	- -		....
20HP Shaft & Yoke	**10001248**	48	523602	**141.16**	**L12N Yoke & Shaft**	39	627565	**111.18**
20HP Shaft & Yoke	**10001260**	60	5236024	**130.06**	- - - - -	- -		....
20HP Plastic Shield Pair	**900-2548**	48	524100	**152.08**	**APS-14N-L-48**	48	627110	**126.92**
20HP Plastic Shield Pair	**900-2560**	60	524102	**167.05**	- - - - -	- -		....
20HP Plastic Bearing Kit	**921-1200**	- -	524116	**21.71**	**BSK-12N**	- -	627010	**7.98**
20HP Yokes	**L12N Series**	- -		....	**L12N Series**	- -		....
20HP Cross & Bearing Kit	**CPL12R**	- -	625052	**19.35**	**CPL12R**	- -	625052	**19.35**
14 SERIES - 30HP Drive Shaft Uses 1" x 1-1/8" I.D. Rectangular Tube & Yoke and 1" x 1-1/8" O.D. Rectangular Shaft & Yoke	TRACTOR HALF		IMPLEMENT HALF		TRACTOR HALF		IMPLEMENT HALF	
								
	RECTANGULAR SHAFT & YOKE		ROUND TUBE & SLEEVE & YOKE		RECTANGULAR SHAFT & YOKE		ROUND TUBE & SLEEVE & YOKE	
30HP Tube, Yoke, Sleeve	**11001448**	48	523619	**180.67**	**L14N Yoke,Tube&Sleeve**	37	627585	**129.38**
30HP Tube, Yoke, Sleeve	**11001460**	60	5236194	**184.95**	- - - - -	- -		....
30HP Shaft & Yoke	**10001448**	48	523604	**158.89**	**L14N Yoke & Shaft**	48	627595	**124.81**
30HP Shaft & Yoke	**10001460**	60	5236044	**177.34**	- - - - -	- -		....
30HP Plastic Shield Pair	**900-2548**	48	524100	**152.08**	**APS-14N-L-48**	48	627110	**126.92**
30HP Plastic Shield Pair	**900-2560**	60	524102	**167.05**	- - - - -	- -		....
30HP Plastic Bearing Kit	**921-1200**	- -	524116	**21.71**	**BSK-12N**	- -	627010	**7.98**
30HP Yokes	**L14N Series**	- -		....	**L14N Series**	- -		....
30HP Cross & Bearing Kit	**CPL14R**	- -	625054	**23.77**	**CPL14R**	- -	625054	**23.77**
35 SERIES - 55HP Drive Shaft Uses Yoke & Round Tube with 1-3/16" I.D. Square Slip Sleeve and 1-3/16" O.D. Square Shaft & Yoke	TRACTOR HALF		IMPLEMENT HALF		TRACTOR HALF		IMPLEMENT HALF	
								
	SQUARE SHAFT & YOKE		ROUND TUBE & SLEEVE & YOKE		SQUARE SHAFT & YOKE		ROUND TUBE & SLEEVE & YOKE	
55HP Tube, Yoke, Sleeve	**11003548**	48	523620	**269.60**	**35N Yoke,Tube&Sleeve**	35	627605	**206.43**
55HP Tube, Yoke, Sleeve	**11003560**	48	523623	**128.18**	- - - - -	- -		....
55HP Shaft & Yoke	**10003548**	48	523606	**189.12**	**35N Yoke & Shaft**	33-1/4	627615	**138.97**
55HP Shaft & Yoke	**10003560**	60	5236072	**169.41**	- - - - -	- -		....
55HP Plastic Shield Pair	**900-2548**	48	524100	**152.08**	**APS-35N-L-48**	48	627130	**144.01**
55HP Plastic Shield Pair	**900-2560**	60	524102	**167.05**	- - - - -	- -		....
55HP Plastic Bearing Kit	**921-1200**	- -	524116	**21.71**	**BSK-12N**	- -	627010	**7.98**
55HP Yokes	**16N Series**	- -		....	**16N Series**	- -		....
55HP Cross & Bearing Kit	**CP35R**	- -	625056	**27.68**	**CP35R**	- -	625056	**27.68**

Prices subject to change without notice. **ASK FOR QUANTITY DISCOUNT**

BLOOD BROTHERS WELD-A-JOINT

LARGE SERIES BLOOD BROTHERS WELD-A-JOINT

Check Bore Size Before Welding
We recommend welding Universal Joint centers to bushings with LOW HYDROGEN electrodes, type 616.

U23 Assembly — 26-F — U21 Assembly

Part Number	H.P. @ 550 RPM	Bearing Type	Blood Brothers Number	Length Overall, Inches	Wt. Lbs.	Our Sequence Number	Price Per Piece
With 2 Inch Counterbore for Bushing or "X" Hub							
26-F	55	2-C	L35N	3-3/8	2-2/3	523050	**$80.98**
With 2 Inch Counterbore on Both Ends							
U23*	55	- -	L35N	6-3/4	7-1/4	Y92314	**200.37**
With 1-3/8 Spline Snap Hitch One End & 2 Counterbores							
U21*	55	- -	L35N	8-3/4	8	Y92312	**199.47**

*THESE ARE ASSEMBLIES - NOT ASSEMBLED

WELD-A-JOINT BUSHINGS

For U21 and U23 Universal Joint Centers & 26-F Universal Joint Centers for 2 Inch Counterbore. When ordering bushing, make sure bushing has same size counterbore as joint center.

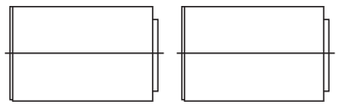

All bushings are made from cold rolled steel & are machineable, weldable & can be case hardened if necessary. All busings are machined on one end to fit in counterbore. Note: Outside diameter is approximate.

Part Number		Standard Keyway Inches	Length Inches	Outside Diameter Inches	Wt. Lbs.	Our Sequence Number	Price Per Piece
Round Bore with Standard Keyway with at least 5/16" wall - RDLGYK							
T63 1	Round	1/4	2-1/4	2	1-1/4	544384	**$28.47**
T63 1-1/8	Round	1/4	2-1/4	2	1-1/4	544448	**13.08**
T63 1-1/4	Round	1/4	2-1/4	2	1-1/4	544512	**32.46**
T64 1-3/8	Round	5/16	2-1/4	2-1/4	1-1/2	544576	**26.21**
T64 1-1/2	Round	3/8	2-1/4	2-1/4	1-1/2	544704	**....**
T65 1-3/4	Round	3/8	2-1/4	2-1/2	1-1/2	544832	**40.74**
Square Bore to fit over either Hot or Cold Rolled Shaft - SQLGYK							
T73 1	Square		2-1/4	2	1-1/8	544896	**40.17**
T73 1-1/8	Square		2-1/4	2	1-1/2	544960	**40.17**
T73 1-3/16	Square		2-1/4	2-1/4	1-1/2	545024	**39.68**
T73 1-1/4	Square		2-1/4	2-1/4	1-1/2	545088	**50.84**
T74 1-3/8	Square		2-1/4	2-1/2	1-1/2	545216	**30.76**
T75 1-1/2	Square		2-1/4	3	1-1/2	545280	**91.15**
Rectangular Bore - RCSMYK Bushings are a slip fit over either a cold or hot rolled shaft.							
T77 1x1-1/8	Rectangular		2-1/4	2	1-1/2	543808	**25.86**
Hex Bore (measure flat to flat) - HXLGYK							
T94 7/8	Hex		2-1/4	2		545800	**40.17**
T95 1	Hex		2-1/4	2		545805	**30.16**
T96 1-1/8	Hex		2-1/4	2		545810	**25.86**
T98 1-1/4	Hex		2-1/4	2-1/4		545814	**32.70**
Splined Bore to fit Standard PTO Shaft - SPSMYK							
T83 1-3/8 x 6	Spline		2-1/4	2	1-3/8	545536	**40.23**
T83-5 1-3/8 x 6	Spline		5	2	1-1/2	545600	**84.89**
T86 1-1/4 x 6	Spline		2-1/4	2	1-1/2	545733	**40.23**
T83-21 1-3/8 x 21	Spline		2-1/4	2	1-3/8	545664	**40.23**
T88 1-1/4 x 14	Spline		2-1/4	2	1-1/2	545739	**40.22**
T75 1-3/4 x 20	Spline		2-1/4	2	1-1/2	545820	**40.54**

Pins & Springs for Weld-A-Joint Snap Hitch Yokes - PIN & SPR

Part Number		Width Length Center	Yoke Type	Our Sequence Number	Price Per Piece
PS-101-6	Spline	9/16x2-5/8x5/16	STEEL	546150	**$5.28**
PS-101-21	Spline	9/16x3-7/8x5/16	STEEL	546152	**9.88**

SMALL SERIES BLOOD BROTHERS WELD-A-JOINT

We recommend welding Universal Joint centers to bushings with LOW HYDROGEN electrodes, type 616.

3-F
24-F

U20, U30, U3 ASSEMBLIES

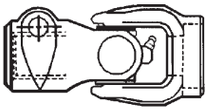

Part Number	H.P. @ 550 RPM	Bearing Type	Blood Brothers Number	Length Overall, Inches	Wt. Lbs.	Our Sequence Number	Price Per Piece
With 2 Inch Counterbore for Bushing or "X" Hub							
26-F	55	2-C	L35N	3-3/8	2-2/3	523050	**$80.98**
Centers with 1-1/2" Counterbore on Both Ends 2 Yokes & Journal - ALL ARE ASSEMBLIES							
U3	10	Needle	L6N	4-1/2	2-1/2	Y92308	**$84.31**
U20	20	Needle	L12N	4-3/8	2-3/4	Y92310	**102.00**
U30	30	Needle	L14N	5	3	Y92316	**147.62**
Yokes with 1-1/2" Counterbore for bushing & Perfect Alignment							
3-F	10	U-3	L6N	2-1/4	1-1/4	Y92318	**33.11**
24-F	30	U-30	L14N	2-1/2	1-1/4	Y92322	**50.25**

WELD-A-JOINT BUSHINGS

For U-1, U-3, U-20, U-30, 3-F, 12-F, and 24-F
For 1-1/2" Counterbore Universal Joint Centers

When ordering bushings be sure bushing has same size counterbore as joint center.
All bushings are made from cold rolled steel and are machineable, weldable and can be case hardened if necessary. All bushings are machined on one end to fit in counterbore.
Bushings are counterbored to eliminate special jigging. Simply clamp Universal Joint Center to bushing and weld. Bushings are broached to bore size, with Standard Keyway. Outside Diameter is approximate.

Part Number		Standard Keyway Inches	Length Inches	Outside Diameter Inches	Wt. Lbs.	Our Sequence Number	Price Per Piece
RDLGYK							
T61 5/8	Round	3/16	2-1/4	1-1/2	1	542656	**$6.95**
T61 7/8	Round	3/16	2-1/4	1-1/2	7/8	542912	**11.80**
T61 1	Round	1/4	2-1/4	1-5/8	7/8	543040	**20.62**
T63 1-1/8	Round	1/4	2-1/4	2	1-1/4	544448	**13.08**
T63 1-1/4	Round	1/4	2-1/4	2	1-1/4	544512	**32.46**
T62 1-3/8	Round	5/16	2-1/4	2-1/8	1-1/2	543232	**27.21**
T62 1-1/2*	Round	3/8	2-1/4	2-1/4	1-1/2	543296	**34.05**
* Without shoulder. Position over a 1-1/2" Bar.							
Square Bore - SQLGYK							
T71 1/2	Square		2	1-1/2	1	543360	**22.79**
T71 3/4	Square		2-1/4	1-5/8	1-1/4	543424	**25.68**
T71 7/8	Square		2-1/4	1-7/8	1-1/4	543488	**12.55**
T73 1	Square		2-1/4	2	1-1/4	544896	**40.17**
T73 1-1/8	Square		2-1/4	2	1-1/4	544960	**40.17**
T72 1-3/16	Square		2-1/4	2-1/4	1-1/2	545024	**39.68**
T72 1-1/4	Square		2-1/4	2-1/4	1-1/2	545088	**50.84**
Star (Double Square) Bore - Fits Both 7/8" & 1" Square - STSMYK							
T90 7/8 x 1	Star		2-1/4	2	1-1/4	544320	**30.18**
Rectangular Bore - RCSMYK							
T77 3/4x7/8	Rectangular		2-1/4	1-5/8	1-1/2	545447	**19.82**
T77 1x1-1/8	Rectangular		2-1/4	2	1-1/2	543808	**25.86**
Hex Bore (measure flat to flat) - HXLGYK							
T94 7/8	Hex		2-1/4	2		545800	**40.17**
T95 1	Hex		2-1/4	2		545805	**30.16**
T96 1-1/8	Hex		2-1/4	2		545810	**25.86**
T98 1-1/4	Hex		2-1/4	2-1/4		545814	**32.70**
Splined Bore Type B to fit Standard PTO Shaft - SPSMYK							
T80 1 x 6	Spline		2-1/4	1-1/2	1	545503	**25.75**
T80 1 x 15	Spline		2-1/2	1-1/2	1	545506	**25.73**
T81 1-1/8 x 6	Spline		2-1/4	1-5/8	1	543872	**24.97**
T86 1-1/4 x 6	Spline		2-1/4	2	1	545733	**40.23**
T83 1-3/8 x 6	Spline		2-1/4	2	1	545536	**40.23**
T83-5 1-3/8 x 6	Spline		5	2	2	545600	**84.89**
T83-21 1-3/8 x 21	Spline		2-1/4	2	1	545664	**40.23**
T79 7/8 x 13	Spline		2-1/4	1-1/2	1	545490	**18.02**
T88 1-1/4 x 14	Spline		2-1/4	2	1	545739	**40.22**

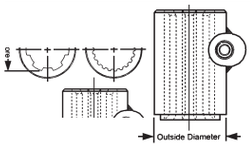

SNAP HITCH - SPLINE BORE
Type B Standard PTO Shaft - SPSMQDYK

Part Number	Lgth.	Wt. Lbs.	Our Sequence Number	Price Per Each
D11-6 1-3/8x6	3"	1-1/4	544192	**$70.79**
D11-21 1-3/8x21	3"	1-1/4	544256	**70.77**

ASK FOR QUANTITY DISCOUNT *Prices subject to change without notice.*

 © Baum Hydraulics Corporation

Tractor Yoke

Spring-Lok

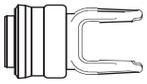

Stock Number	Dim "A" Bore	Price
100-0606	1 3/8"x6 Spl.	$46.82
100-0621	1 3/8"x21 Spl.	45.23

Auto-Lok

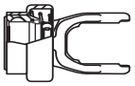

Stock Number	Dim "A" Bore	Price
101-0610	.98"x10 Spl.	$66.11
101-0615	1"x15 Spl.	87.23

Quick Disconnect

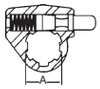
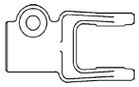

Stock Number	Dim "A" Bore	Price
102-0606	1 3/8'x6 Spl.	$46.82
102-0621	1 3/8"x21 Spl.	46.82

Shaft Weld Yoke

With Bearing Groove
(Guard must rotate freely on yoke)

Stock Number	Dim "A" Bore	Dim "B" Bore	Price
300-0600		3/4"x7/8" (2 1/2" (CL)	$25.18
302-0600	1"x15 Spl.		27.43
303-0600		3/4"x7/8" (2 1/4" CL)	29.04

Without Bearing Groove

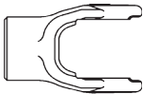

Stock Number	Dim"A" Bore	Price
301-0600	6'	$24.32

Cross &Bearing Kit

Snap Ring Located in Bushing

Stock Number	Dim "A" Bore	Dim "B" Bore	Price
200-0600	31/32"	2 9/32"	$12.50

Spring-Lok (Metal Collar)

Lawn & Garden

Stock Number	Dim "A" Bore	Price
105-0610	.98"x10 Spl.	$48.21
105-0615	1"x15 Spl.	49.07

Male Spline Lawn & Garden

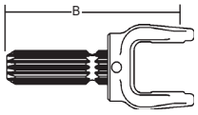

Stock Number	Dim "A" Bore	Price
106-0615	1"x15 Spl.	$90.38

Tube Weld Yoke

With Beraring Groove
(Guard must rotate freely on yoke)

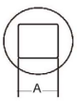
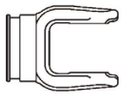

Stock Number	Dim "A" Bore	Fits Tube Size	Price
700-0600	1"x1 1/8"		$27.16
701-0600		1 1/2"(.065wall)	40.66

(Giard must rotate freely on yoke)

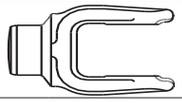

Stock Number	Fits Tube Size	Price
702-0600 (without bushing groove)	1 1/2"(.065wall)	$21.61
703-0600 (with groove)	1 1/2" (.065wall)	38.07

Prices subject to change without notice. **ASK FOR QUANTITY DISCOUNT**

6 SERIES

Weasler®

Slip Sleeve
With grease Groove

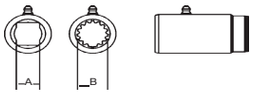

Stock Number	Length	Dim "A" Bore	Dim. "B" Bore	Fits Tube Size	Price
510-0600	4"	3/4"x7/8"Rect		1 1/2"(.065 wall)	$53.95
510-0615	3"		1"x15 Spl.	1 1/2" (.065 wall)	53.95

Implement Yoke

Round Bore
With keyway & Set Screw

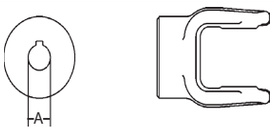

Stock Number	Dim "A" Bore	Standard Keyway	Price
800-0610	5/8"	3/16"	$17.96
800-0612	3/4"	3/16"	23.18
800-0613	13/16"	3/16"	26.70
800-0614	7/8"	3/16"	23.18
800-0615	15/16"	1/4"	27.80
800-0616	1"	1/4"	23.18
800-0618	1 1/8"	1/4"	23.18
800-0619	1 3/16"	1/4"	24.61
800-0620	1 1/4"	1/4"	23.18

Round Bore
Double Keyway & Set Screw

Stock Number	Dim "A" Bore	Double Keyway	Price
806-0612	3/4"	3/16" & 1/4"	$17.54
806-0613	13/16"	3/16" & 1/4"	17.54
806-0614	7/8"	3/16" & 1/4"	19.66
806-0616	1"	3/16" & 1/4"	25.38
806-0618	1 1/8"	1/4" & 5/16"	34.88
806-0619	1 3/16"	1/4" & 5/16"	17.54
806-0620	1 1/4"	1/4" & 5/16"	25.38

Slip Sleeve Yoke

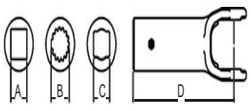

Stock Number	Dim "A" Bore	Dim "B" Bore	Dim. "C" Bore	Dim "D" Bore	Price
808-0612	3/4" Sq.			5 1/2"	$26.91
808-0614	7/8" Sq.			5 1/2"	39.96
812-0615		1"x15 Spl.		5 1/2"	31.63
813-0600			3/4"x7/8"Rect.	5 1/2"	39.39

Spline Bore
With 1/4" Pin Hole

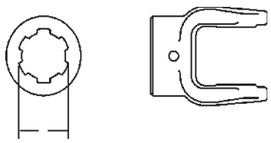

Stock Number	Dim "A" Bore	Price
801-0606	1 3/8"x6 Spl.	$20.20
801-0618	1 1/8"x6 Spl.	28.23

Shear Pin
With 1/4" Pin Hole

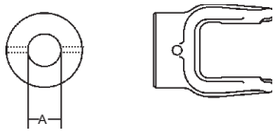

Stock Number	Dim "A" Bore	Price
802-0616	1"	$31.64
802-0618	1 1/8"	31.64
802-0620	1 1/4"	31.64

Square Bore
With Set Screw

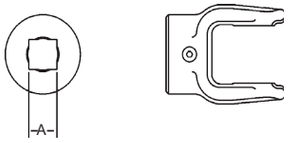

Stock Number	Dim "A" Bore	Price
804-0612	3/4"	$25.20
804-0614	7/8"	26.07
804-0616	1"	26.07
804-0618	1 1/8"	29.16
804-0620	1 1/4"	75.45

Clamp Yoke
With Bolt Hole & Set Screw

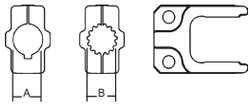

Stock Number	Dim "A" Bore	Dim. "B" Bore	Keyway	Price
807-0614	7/8"		3/16"	$46.63
807-0615		1"x15 Spl.		34.16
807-0616	1"		1/4"	40.18

ASK FOR QUANTITY DISCOUNT *Prices subject to change without notice.*

 © Baum Hydraulics Corporation

Yoke & Shaft Assembly

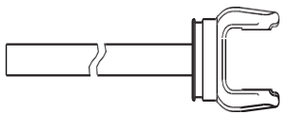

Stock Number	Shaft Size	Centerline to End of Shaft Dimension	Price
10000610	1”x15 Spl.	12.50”	$60.23
10000648	3/4”x7/8”	38.75”	71.71

Yoke & Tube Assembly

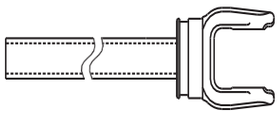

Stock Number	Shaft Size	Centerline to End of Shaft Dimension	Price
11000648	3/4”X7/8”	38.75”	$90.14

Guard

Order Bushings as Required

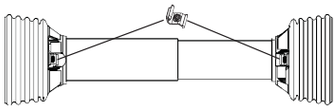

Stock Number	Overall Driveline Length	Bearing Kit (4-per kit)	Price
900-2548	48”	921-0600	$114.09
900-2560	60”	921-0600	125.32

Assembly instructions included with Guard.
Note: When installing Guards observe the following:
1) Install proper nylon bearing
2) Guards must rotate freely on yokes

Easy Lock

Replacement Kit

Stock Number	Price
13005000 (4-per kit)	Call

Drivelines

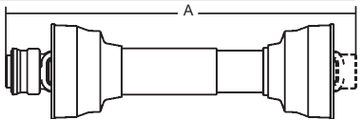

Drivelines are furnished without Cross & Bearing Kit and Implement Yoke.Select kit and Implement Yoke as required. When Cross & Bearing Kit and Implement

Yoke are assembled, the overall compressed length of the driveline will be 48”.

Stock Number	Overall Driveline Length	Price	Bearing Kit (4-per kit	Price
900-2548	48”	$114.09	921-0600	$15.73
900-2560	60”	125.32	921-0600	15.73

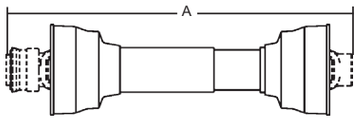

Drivelines are furnished without Cross & Bearing Kit and Outboard Yokes.Select kit and Outboard Yokes as required. When Cross & Bearing Kit and Outboard Yokes are assembled, the overall compressed length of the driveline will be 48”.

Stock Number	Overall Compressed Length Dim “A”	Price
14010648	48”	$217.41

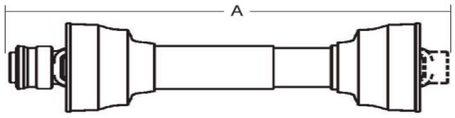

Stock Number	Tractor Yoke	Implement Yoke	Overall Compressed Length Dim “A”	Application	Price
14000600	1 3/8”x6 Spl. spring lok	1” Round w/ 1/2” pin hole	39”	Finishing Mower	Call
14000605	1 3/8”x6 Spl. spring lok	1” Round w/ 5/16” pin hole	39”	All Purpose	$358.39
14000616	1 3/8”x6 Spl. spring lok	1” Round 1/4” keyway	48”	Auger	304.00
14000620	1 3/8”x6 Spl. spring lok	1 3/8”x6 Spl. spring lok	27 1/4”	Fertilizer Spreader	183.96
14000638	1 3/8”X6 Spl. Q.D.	1” Round with pin hole	38”	All Purpose	328.13

Prices subject to change without notice. **ASK FOR QUANTITY DISCOUNT**

12 SERIES

Weasler®

Tractor Yoke

Spring-Lok

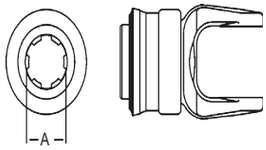

Stock Number	Dim "A" Bore	Price
100-1206	1 3/8"x6 Spl.	$47.41
100-1221	1 3/8"x21 Spl.	49.20

Quick Disconnect

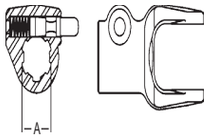

Stock Number	Dim "A" Bore	Price
102-1206	1 3/8'x6 Spl.	$49.07
102-1221	1 3/8"x21 Spl.	49.63

Shaft Weld Yoke

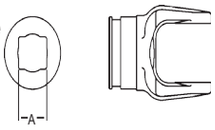

With Bearing Groove
(Guard must rotate freely on yoke)

Stock Number	Dim "A" Bore	Price
300-1200	1"x1 1/8"	$35.59
301-1200	15/16" Sq.	35.54

Ball Shear Device

with Spring-Lok

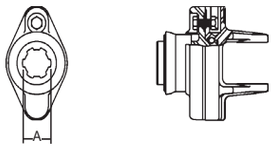

Stock Number	Dim "A" Bore	Shear Bolt	Price
104-1206	1 3/8"x6 Spl.	5/16"- 18 Gr.5	$249.23
104-1221	1 3/8"x21 Spl.	5/16"- 18 Gr.5	176.95

Slip Sleeve

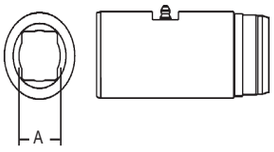

Stock Number	Dim "A" Bore	Length	Fits Tube Size	Price
500-1400	1"x1 1/8" Rect.	5"	2"(.083wall)	$55.63

Cross & bearing Kit

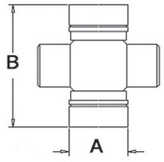

Snap ring located in Bushing

Stock Number	Dim "A" Bore	Dim "B" Bore	Price
200-1200	1 1/16"	2 1/2"	$12.89

Tube Weld Yoke

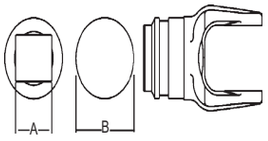

With bearing groove
(Gard must rorate freely on yoke)

Stock Number	Dim "A" Bore	Dim "B" Fits Tube Size	Price
700-1200	1 1/4"x1 3/8"		$35.54
701-1200		2"(.083wall)	35.54
702-1200	15/16" Sq.		35.46

Implement Yoke

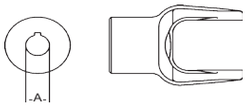

Round Bore
With Keyway & Set Screw

Stock Number	Dim "A" Bore	Standard Keyway	Price
800-1212	3/4"	3/16"	$38.45
800-1214	7/8"	3/16"	35.29
800-1215	15/16"	1/4"	27.00
800-1216	1"	1/4"	36.52
800-1218	1 1/8"	1/4"	36.52
800-1219	1 3/16"	1/4"	34.45
800-1220	1 1/4"	1/4"	36.52
800-1222	1 3/8"	5/16"	36.52
800-1224	1 1/2"	3/8"	44.86

ASK FOR QUANTITY DISCOUNT *Prices subject to change without notice.*

 © Baum Hydraulics Corporation

Spline Bore
With Keyway & Set Screw

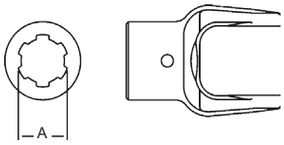

Stock Number	Dim "A" Bore	Price
801-1206	1 3/8"x6 Spl.	$37.91
801-1210*	1 3/16"x10 Spl.	146.71
801-1213	.90"x13 Spl. w/Set Screw	32.07
801-1218	1 1/8"x6 Spl.	37.05
801-1221	1 3/8"x21 Spl.	39.23

*No Pin Hole

Shear Pin
With 1/4" Pin Hole

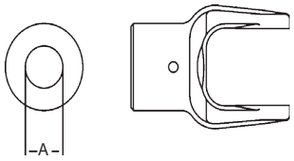

Stock Number	Dim "A" Bore	Price
802-1216	1"	$44.86
802-1218	1 1/8"	33.18
802-1220	1 1/4"	44.86
802-1222	1 3/8"	34.77

Square Bore
With Set Screw

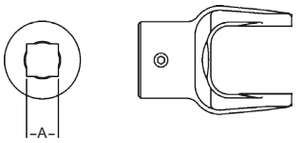

Stock Number	Dim "A" Bore	Price
804-1214	7/8"	$39.23
804-1216	1"	39.23
804-1218	1 1/8"	30.41
804-1220	1 1/4"	29.02

Hexagon Bore
With Set Screw

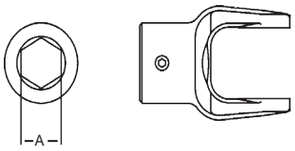

Stock Number	Dim "A" Bore	Price
805-1218	1 1/8"	$31.39

Round Bore
Double Keyway & Set Screw

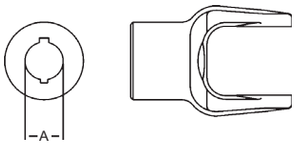

Stock Number	Dim "A" Bore	Double Keyway	Price
806-1216	1"	1/4" & 3/16"	$30.11
806-1218	1 1/8"	1/4" & 5/16"	28.73
8061220	1 1/4"	1/4" & 5/16"	38.86

Slip Yoke

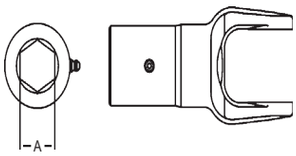

Stock Number	Dim "A" Bore	Price
808-1216	1" Sq.	$71.14
810-1216	1"Rd.w/1/4"keyway	31.16
810-1218	1 1/8"Rd.w/15/16' keyway	31.16
811-1218	1 1/8' Hex	36.45

Yoke & Shaft Assembl
1"x1 1/8"

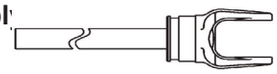

Stock Number	Centerline to End of Shaft Dimension	Price
10001248	37.38"	$105.89
10001260	49.38"	97.57

Yoke & tube Assembly
1 1/4"x1 3/8" Tube

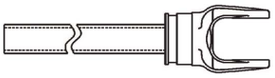

Stock Number	Fits Shaft	Centerline to End of Tube Dimension	Price
11001248	1"x1 1/8"	37.38"	$134.46
11001260	1"x1 1/8"	49.38"	139.98

Prices subject to change without notice. **ASK FOR QUANTITY DISCOUNT**

12 SERIES

Weasler®

Guard
Order Bearings as required

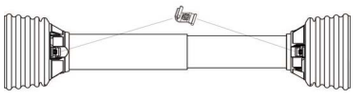

Stock Number	Overall Driveline Length	Price	Bearing kit (4-per kit)	Price
900-2548	48”	$114.09	921-1200	$16.29
900-2560	60”	125.32	921-1200	16.29

Assemble instructions included with guard
Note: When installing Guards observe the following:
1) Install proper nylon bearing
2) Guards must rotate freely on yokes

Easy Lock
Replacement Kit

Stock Number	Price
13005000 (4-per kit)	Call

Univeral Joint

Spring-Lok to Shaft Weld Yoke



Stock Number	Dim “A” Bore	Dim “B” Bore	Price
15061200	1 3/8”x6 Spl.	1”x1 1/8” Rect.	$82.52

Drivelines

Drivelines are furnished without Cross & bearing Kit and Implement Yoke. Select kit and implement yoke as required. When Cross & Bearing kit and Implement Yoke are assembled, the overall compressed length of the driveline will be 48” or 60”.

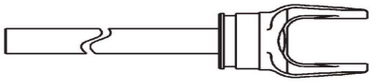

Stock Numebr	Tractor Yoke	Overall Compressed Length Dim “A”	Price
14001248	1 3/8”x6 Spl. Spring-Lok	48”	Call
14001260	1 3/8”x6 Spl. Spring-Lok	60”	Call

Drivelines are furnished without Cross & bearing Kit and Outboard Yokes. Select kit and Outboard Yokes as required. When Cross & Bearing kit and Outboard Yokes are assembled, the overall compressed length of the driveline will be 48” or 60”.

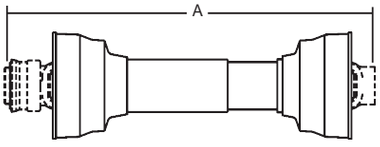

Stock Numebr	Overall Compressed Length Dim “A”	Price
14011248	48”	$307.82
14011260	60”	310.93
14021248 (with crosses installed)	48”	272.64
14031248 (with 15/16 Sq. Shaft)	48”	190.93

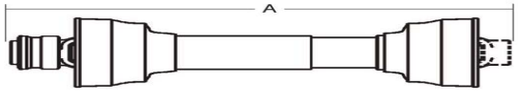

Stock Numebr	Tractor Yoke	Implement Yoke	Overall Compressed Length Dim “A”	Application	Price
14001200	1 3/8”x6 Spl. Q.D.	1 1/4” Rd 1/4’ Keyway	48”	Post Hole Digger	$350.57
14001220	1 3/8’x6 Spl. Spring-Lok	1 1/4” Rd 1/4” Keyway	48”	Augers	Call

ASK FOR QUANTITY DISCOUNT *Prices subject to change without notice.*

BAUM HYDRAULICS CORPORATION
1-800-228-9222 / e-mail: sales@baumhydraulics.com
Fax: 1-800-832-2522 / www.baumhydraulics.com / © Baum Hydraulics Corporation

Tractor Yoke

Spring-Lok

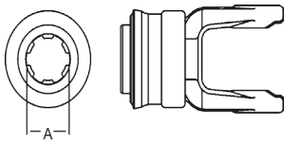

Stock Number	Dim "A" Bore	Price
100-1406	1 3/8"x6 Spl.	$56.68
100-1421	1 3/8"x21 Spl.	55.27

Safety Slide Lock

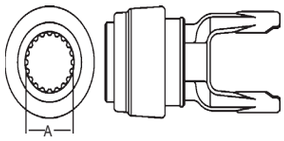

Stock Number	Dim "A" Bore	Price
101-1420	1 3/4"x20 Spl.	$151.59

Quick Disconnect

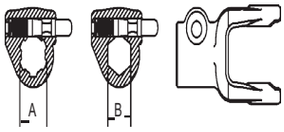

Stock Number	Dim "A" Bore	Dim "B" Bore	Price
102-1406	1 3/8"x6 Spl.		$47.61
102-1418		1 1/8" Hex	60.27
102-1421	1 3/8/'x21 Spl.		50.63

Ball Shear Device

With Spring-Lok

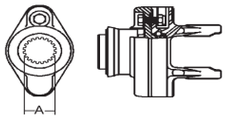

Stock Number	Dim "A" Bore	Shear Bolt	Price
104-1406	1 3/8"x6 Spl.	5/16"-18 Gr. 5	$250.79
104-1421	1 3/8"x21Spl.	5/16'-18 Gr. 5	242.30

Extended Lubrication Cross & Bearing Kit

Snap ring located in Yoke

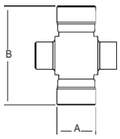

Stock Number	Dim "A" Bore	Dim "B" Bore	Price
201-1400	1 1/8"	2 5/8"	$37.00

Cross & Bearing Kit

Snap ring located in Yoke

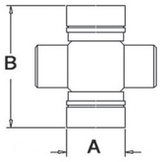

Stock Number	Dim "A" Bore	Dim "B" Bore	Price
200-1400	1 1/8"	2 5/8"	15.91

Shaft Weld Yoke

With Bearing Groove

(Guard must rotate freely on yoke)

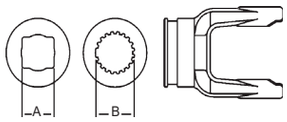

Stock Number	Dim "A" Bore	Dim "B" Bore	Price
300-1400	1"x1 1/8"		$40.45
301-1400		1 5/16"x20 Spl.	28.50

Slip Sleeve

1"x1 1/8' Rectangular

With Grease Groove

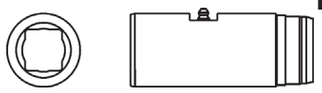

Stock Number	Length	Fits Tube Size	Price
500-1400	5"	2"(.083wall)	$55.63

1 5/16"x20 Spline

With Grease Reservoir

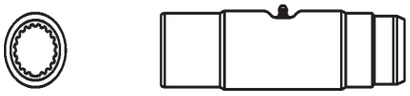

Stock Number	Length	Fits Tube Size	Price
501-1400	8"	2"(.083wall)	$83.02

Tube Weld Yoke

With Bearing Groove

(Guard must rotate freely on yoke)

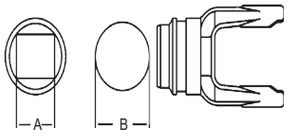

Stock Number	Dim "A" Bore	Dim "B" Fits Tube Size	Price
700-1400	1 1/4"x1 3/8"		$42.05
701-1400		2"(.083wall)	42.05

14 SERIES

Weasler®

Implement Yoke

Round Bore
Double Keyway
& Set Screw

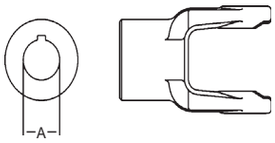

Stock Number	Dim "A" Bore	Standard Keyway	Price
800-1416	1"	1/4"	$38.45
800-1418	1 1/8"	1/4"	37.45
800-1419	1 3/16"	1/4"	38.29
800-1420	1 1/4"	1/4"	38.45
800-1422	1 3/8"	5/16"	38.45
800-1423	1 7/16"	3/8'	38.61
800-1424	1 1/2"	3/8'	38.45

Spline Bore
With 21/64' Pin Hole

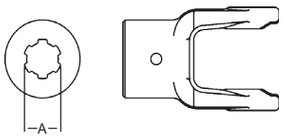

Stock Number	Dim "A" Bore	Price
801-1406	1 3/8"x6 Spl.	$41.29
801-1418	1 3/8"x6 Spl.	38.05
801-1420	1 1/4"x6 Spl.	42.73
801-1421	1 3/8"x21 Spl.	42.73

Shear Pin
With 1/4" Pin Hole

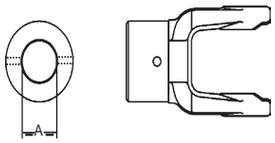

Stock Number	Dim "A" Bore	Price
802-1418	1 1/8'	$44.82
802-1420	1 1/4"	46.39
802-1422*	1 3/8"	46.39
802-1424	1 1/2'	46.39

* with 1/4" and 1/2" Pin Hole

Square Bore
With Set Screw

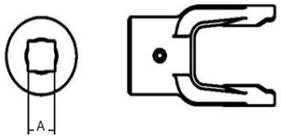

Stock Number	Dim "A" Bore	Price
804-1414	7/8"	$40.98
804-1416	1"	39.79
804-1418	1 1/8"	39.79
804-1419	1 3/16"	41.18
804-1420	1 1/4"	39.79

Hexagon Bore
With Set Screw

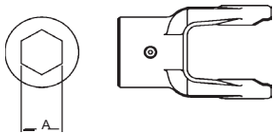

Stock Number	Dim "A" Bore	Price
805-1418	1 1/8"	$41.29
805-1420	1 1/4"	42.73

Round Bore
With Set Screw

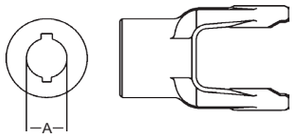

Stock Number	Dim "A" Bore	Double Keyway	Price
806-1418	1 1/8"	1/4"x5/16"	$47.34
806-1419	1 3/16"	1/4"x5/16"	13.36
806-1420	1 1/4"	1/4'x5/16"	39.79

Easy Lock
Replacement Kit

Stock Number	Price
13005000 (4-per kit)	Call

Guard

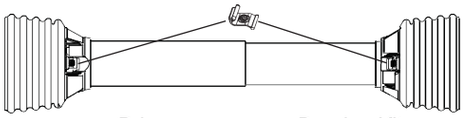

Stock Numebr	Overall Driveline Length	Price	Bearing Kit (4-per kit)	Price
900-2548	48"	$114.09	921-1200	$16.29
900-2560	60"	125.32	921-1200	16.29

Assembly instructions included with Guard.
Note: When installing Guards observe the following:
1) Install proper nylon bearing
2) Guards must rotate freely on yokes

ASK FOR QUANTITY DISCOUNT *Prices subject to change without notice.*

 © Baum Hydraulics Corporation

Yoke & Shaft Assembly

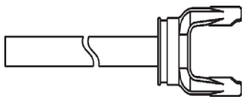

1”x1 1/8” Shaft

Stock Number	Centerline to End of Tube Dimension	Price
10001438	26.12”	$76.82
10001448	35.62”	119.20
10001460	47.62”	133.04

Universal Joint

Spring-Lok to Shaft Weld Yoke

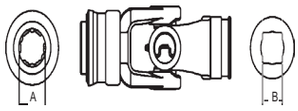

Stock Number	Dim “A” Bore	Dim “B” Bore	Price
15061400	1 3/8”x6 Spl.	1”x1 1/8’ Rect.	$93.77

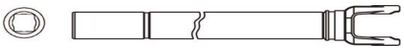

Yoke, Tube & Sleeve Assembly

1”x1 1/8” Rectangular

Stock Numebr	Centerline to End of Tube Dimension	Price
11001438	2612”	$111.07
11001448	36.12”	135.54
11001460	48.12”	138.75

Drivelines

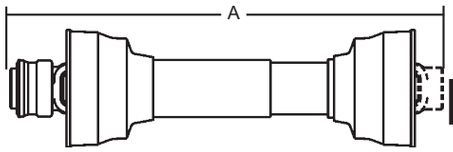

Drivelines are furnished without Cross & bearing Kit and Implement Yoke. Select kit and implement yoke as required. When Cross & Bearing kit and Implement Yoke are assembled, the overall compressed length of the driveline will be 48” or 60”.

Stock Number	Tractor Yoke	Overall Compressed Length Dim “A”	Price
14001448	1 3/8”x6 Spl. Spring Lok	48”	$485.41
14001460	1 3/8”x6 Spl. Spring Lok	60”	Call

Drivelines

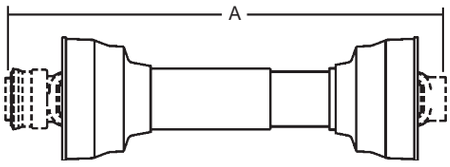

Drivelines are furnished without Cross & bearing Kit and Implement Yoke. Select kit and implement yoke as required. When Cross & Bearing kit and Implement Yoke are assembled, the overall compressed length of the driveline will be 48” or 60”.

Stock Number	Tractor Yoke	Overall Compressed Length Dim “A”	Price
14001448	1 3/8”x6 Spl. Spring Lok	48”	$485.41
14001460	1 3/8”x6 Spl. Spring Lok	60”	Call

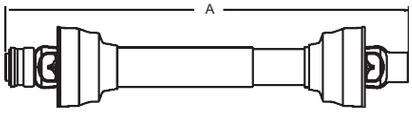

Stock Numebr	Tractor Yoke	Implement Yoke	Overall Compressed Length Dim “A”	Application	Price
14001404	1 3/8”x6 Spl. Spring Lok	1 3/8” round 1/2” shear pin hole	30 3/16”	4ft. Lift Type Rotary Cutter	Call
14001405	1 3/8’x6 Spl. Spring-Lok	1 3/8” round 1/2” shear pin hole	37 3/16”	5ft. Lift Type Rotary Cutter	Call
14001406	1 3/8”x6 Spl. Spring Lok	1 3/8”round 1/2’ shear pin hole	56 3/16”	5 & 6ft. Pull Type Rotary Cutter	Call
14001420	1 3/8”x6 Spl. Spring Lok	1 1/4” round 1/4” keyway	48’	Auger	481.23

Prices subject to change without notice. **ASK FOR QUANTITY DISCOUNT**

35 SERIES

Tractor Yoke

Safety Slide-Lok

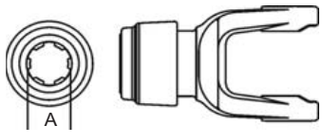

Stock Number	Dim "A" Bore	Price
101-3506	1 3/8"x6 Spl.	$105.21
101-3520	1 3/4"x20 Spl.	137.64
101-3521	1 3/8"x21 Spl.	105.21

Cross & Bearing Kit

Snap ring located in Yoke

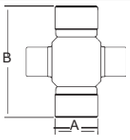

Stock Number	Dim "A" Bore	Dim "B" Bore	Price
200-3500	1 1/4"	3 7/32"	$19.91

Quick Disconnect

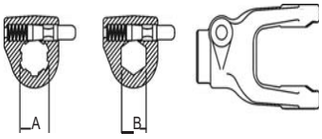

Stock Number	Dim "A" Bore	Dim "B" Bore	Price
102-3505		1 1/4' Hex	$47.20
102-3506	1 3/8"x6 Spl.		60.11
102-3518		1 1/8" Hex	60.82
102-3520	1 3/4"x20 Spl.		111.86
102-3521	1 3/8"x21 Spl.		62.95
102-3528	1 3/4"x6 Spl.		185.68

Shaft Weld Yoke

With Bearing Groove

(Guard must rotate freely on yoke)

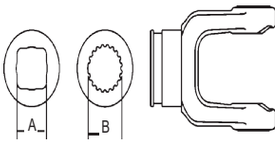

Stock Number	Dim "A" Bore	Dim "B" Bore	Price
300-3500	1 3/16" Sq.		$52.80
301-3500		1 15/16"x20 Spl.	79.27
*302-3500		1 11/16"x20 Spl.	79.27

* For use with 921-4400 Nylon Bearing Kit

Ball Shear Device

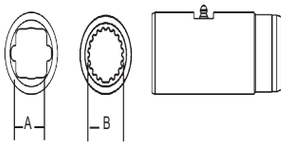

Stock Number	Dim "A" Bore	Shear Bolt	Price
104-3506	1 3/8"x6 Spl.	(2) 3/8"-16 Gr. 5	$269.14
104-3520	1 3/4"x20 Spl.	(2) 3/8"-16 Gr. 5	311.75
104-3521	1 /38"x21 Spl.	(2) 3/8"-16 Gr. 5	269.14
104-3524	1 1/2" Rd 3/8Kwy	(2) 3/8"-16 Gr. 5	318.80

Auto-Lok

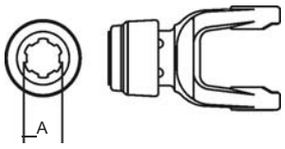

Stock Number	Dim "A" Bore	Price
110-3506	1 3/8"x6 Spl.	$93.21
110-3520	1 3/4"x20 Spl.	117.91
110-3521	1 3/8"x21 Spl.	93.23

Slip Sleeve

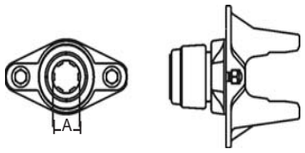

Stock Number	Length	Dim "A" Bore	Dim "B" Bore	Fits Tube Size	Price
500-3500	5"	1 3/16" Sq.		2 1/8"(.120wall)	$62.79
501-3500	5"	1 3/16" Sq.		2 1/8"(.083wall) 2 1/4"(.120wall)	72.25 72.25
504-3500	8"	1 5/16" Sq.		2 1/2"(.120wall)	109.79
505-3500	5"		1 11/16"x20 Spl.	2 1/2"(.120wall)	109.79

ASK FOR QUANTITY DISCOUNT *Prices subject to change without notice.*

 © Baum Hydraulics Corporation

Implement Yoke

Round Bore
With keyway & Set Screw

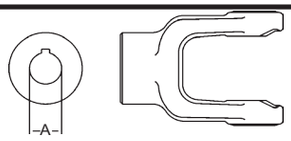

Stock Number	Dim "A" Bore	Standard Keyway	Price
800-3516	1"	1/4"	$53.95
800-3518	1 1/8"	1/4"	53.95
800-3519	1 3/16"	1/4"	52.13
800-3520	1 1/4"	1/4"	53.95
800-3522	1 3/8"	5/16"	53.95
800-3523	1 7/16"	3/8"	52.13
800-3524	1 1/2"	3/8"	53.95
8003524H	1 1/2"	3/8" with pinhole	47.04
800-3528	1 3/4"	3/8"	80.25

Spline Bore
With 21/64' Pin Hole

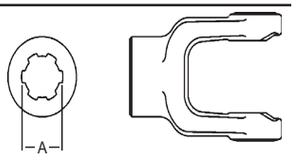

Stock Number	Dim "A" Bore	Price
801-3506	1 3/8"x6 Spl.	$56.34
801-3521	1 3/8"x21 Spl.	56.34

Shear Pin
With 1/4" Pin Hole

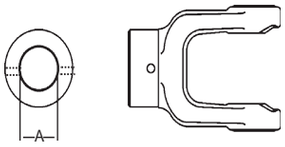

Stock Number	Dim "A" Bore	Price
802-3520	1 1/4"	$61.91
802-3522*	1 3/8"	59.82
802-3524	1 1/2"	61.91

* with 1/2" Pin Hole

Tube Weld Yoke
With Bearing Groove
(Guard must rotate freely on yoke)

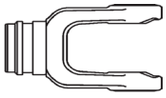

Stock Number	Fits Tube Size	Price
701-3500	2 1/8"(.120wall)	$56.63
702-3500	2 1/8"(.083wall)	59.96
703-3500 with Bore**	2 1/4"(.120wall)	62.84
704-3500 with Bore**	2 1/2"(.120wall)	62.84
705-3500 witn Bore**	2 1/8"(.120wall	45.57

**Bore through for telescoping shaft

Round Bore
Double Keyway
and Set Screw

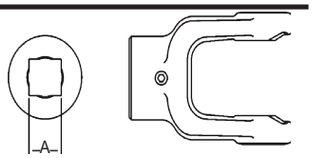

Stock Number	Dim "A" Bore	Double Keyway	Price
806-3519	1 3/16"	1/4"& 5/16"	$37.32
806-3520	1 1/4"	1/4"& 5/16"	56.70
806-3522	1 3/8"	5/16"& 3/8"	54.79

Clamp Yoke

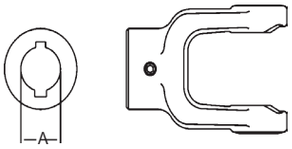

Stock Number	Dim "A" Bore	Price
807-3506	1 3/8"x6 Spl.	$107.79
807-3520	1 3/4"x20 Spl.	107.79
807-3521	1 3/8"x21 Spl.	107.79
807-3527	1 3/4"x27 Spl.	107.79

Square Bore
With Set Screw

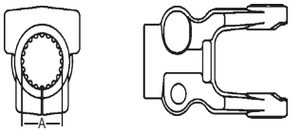

Stock Number	Dim "A" Bore	Price
804-3516	1"	$54.79
804-3518	1 1/8"	56.70
804-3519	1 3/16"	56.70
804-3520	1 1/4"	56.70
804-3524	1 1/2"	66.54

Spline Sleeve

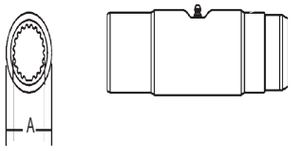

Stock Number	Length	Dim "A" Bore	Fits Tube Size	Price
502-3500	8"	1 5/16"x20 Spl.	2 1/8"(.120 wall)	$109.79
503-3500	8"	1 11/16"x20 Spl.	2 1/2"(.120wall)	109.79

Prices subject to change without notice. **ASK FOR QUANTITY DISCOUNT**

35 SERIES

Weasler®

Guard

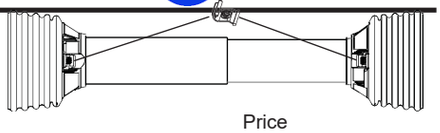

Stock Numebr	Overall Driveline Length	Price	Bearing Kit (4-per kit)	Price
900-2548	48”	$114.09	921-1200	$16.29
900-2560	60”	125.32	921-1200	16.29

Assembly instructions included with Guard.
Note: When installing Guards observe the following:
1) Install proper nylon bearing
2) Guards must rotate freely on yokes

Yoke & Shaft Assembly

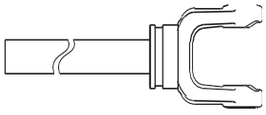

1 3/16” Square Shaft

Stock Number	**Centerline to End of Tube Dimension**	**Price**
10003531	17.69”	$108.30
10003535	21.69”	69.14
10003542	28.69”	120.00
10003548	33.19”	141.88
10003560	44.94”	127.09

Yoke, Tube & Sleeve Assembly

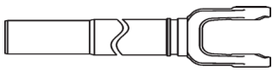

1”x1 1/8” Rectangular

Stock Numebr	Centerline to End of Tube Dimension	Price
11003531	17.69”	$135.20
11003535	21.69”	118.21
11003543	29.69”	181.25
11003548	34.69”	202.25
11003560	46.69”	96.16

Drivelines

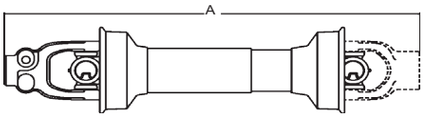

Drivelines are furnished without Cross & bearing Kit and Implement Yoke.
Select kit and yoke as required. When Cross & Bearing kit and Yoke are assembled, the overall compressed length of the driveline will be 31”, 35”, 48” and 60”.

Stock Number	Tractor Yoke	Overall Compressed Length Dim “A”	Price
14003531	1 3/8”x6 Spl. Q.D.	31”	$539.70
14003535	1 3/8”x6 Spl. Q.D.	35”	515.32
14003548	1 3/8”x6 Spl. Q.D.	48”	Call
14003560	1 3/8”x6 Spl. Q.D.	60”	Call

Drivelines

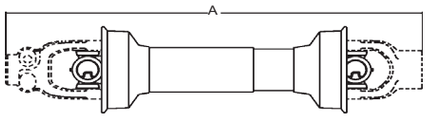

Drivelines are furnished without Cross & bearing Kit and Outboard Yoke. Select kit and Outboard yoke as required. When Cross & Bearing kit and OutboardYoke are assembled, the overall compressed length of the driveline will be 48” or 60”.

Stock Number	Overall Compressed Length Dim “A”	Price
14013548	48”	Call
14013560	60”	438.68
14023539 with crosses installed	39”	449.91
14023548 with crosses installed	48”	446.00

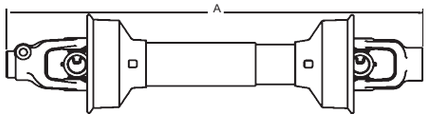

Stock Numebr	Tractor Yoke	Implement Yoke	Overall Compressed Length Dim “A”	Application	Price
14003507	1 3/8”x6 Spl. Q.D.	1 3/8” round 1/2” shear pin hole	64 7/8”	7ft. Pull Type Rotary Cutter	Call
14003524	1 3/8”x6 Spl. Q.D.	1 1/2” round 3/8” Keyway	48”	Pumps	552.16
14003536	1 3/8”x6 Spl. Safety slide lock	1 3/8”x6 Spl. Safety slide lock	36”	All Purpose	780.70
14013531	1 3/8”x21 Spl.Safety slide lock	1 1/8” Hex Clamp	31”	Combine Header	559.84
14013533	1 3/8”x21Spl.Safety slide lock	1 1/8” Hex Clamp	33”	Combine Header	Call

ASK FOR QUANTITY DISCOUNT ***Prices subject to change without notice.***

 © Baum Hydraulics Corporation

Tractor Yoke

Safety Slide-Lock

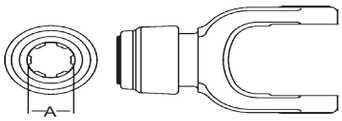

Stock Number	Dim "A" Bore	Price
101-4406	1 3/8"x6 Spl.	$94.77
101-4420	1 3/4"x20 Spl.	184.86
101-4421	1 3/8"x21 Spl.	122.30

Quick Disconnect

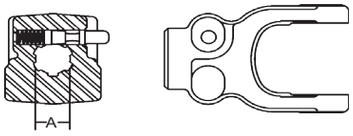

Stock Number	Dim "A" Bore	Price
102-4406	1 3/8"x6 Spl.	$100.18
102-4420	1 3/4"x20 Spl.	162.21
102-4421	1 3/8"x21 Spl.	96.79

Ball Shear Device
With Safety Slide Lock

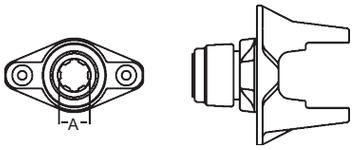

Stock Number	Dim "A" Bore	Shear Bolt	Price
104-4406	1 3/8"x6 Spl.	(2) 3/8"-16Gr. 5	$269.43
104-4420	1 3/4"x20 Spl.	(2) 3/8"-16Gr. 5	310.09
104-4421	1 /38"x21 Spl.	(2) 3/8"-16Gr. 5	278.86

Cross & Bearing Kit
Snap ring located in bushing

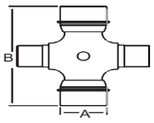

Stock Number	Dim "A" Bore	Dim "B" Bore	Price
200-4400	1 5/16"	4"	$30.82

Shaft Weld Yoke
With Bearing Groove
(Guard must rotate freely on yoke)



Stock Number	Dim "A" Bore	Dim "B" Bore	Price
300-4400	1 5/16" Sq.		$92.73
300-4400		1 11/16"x20 Spl.	92.73

* For use with 921-4400 Nylon Bearing Kit

Tube Weld Yoke
With Bearing Groove
(Guard must rotate freely on yoke)

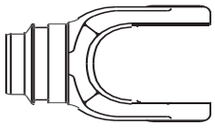

Stock Number	Fits Tube Size	Price
701-4400	2 1/2"(.120wall)	$92.61
*702-4400 (wth bore)	2 1/2"(.120wall)	83.20

*Bore through for telescoping

Slip Sleeve
With Grease Groove

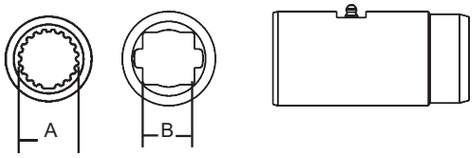

Stock Number	Length	Dim "A" Bore	Dim "B" Bore	Fits Tube Size	Price
500-4400	5"		1 5/16" Sq.	2 1/2"(.120wall)	$80.36
505-3500	5"	1 11/16"x20 Spl.		2 1/2"(.120wall)	109.79

With Grease Reservoir

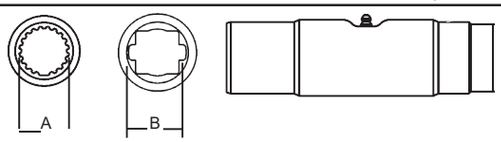

Stock Numebr	Length	Dim "A"	Dim "B"	Fits Tube Size	Price
502-3500	8"	1 5/16"x20 Spl.		2 1/8"(.120wall)	$109.79
503-3500	8"	1 11/16"x20 Spl.		2 1/2"(.120wall)	109.79
504-3500	8"		1 5/16" Sq.	2 1/2"(.120wall)	109.79

Prices subject to change without notice. **ASK FOR QUANTITY DISCOUNT**

44 SERIES

Weasler®

Auto-Lok

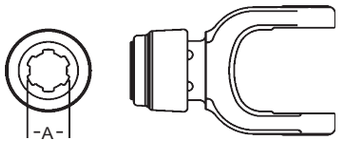

Stock Number	Dim "A" Bore	Price
110-4406	1 3/8"x6 Spl.	$166.75
110-4420	1 3/4"x20 Spl.	229.82
110-4421	1 3/8"x21 Spl.	133.71

Round Bore
Double Keyway and Set Screw

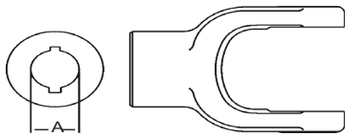

Stock Number	Dim "A" Bore	Double Keyway	Price
806-4420	1 1/4"	5/16"&1/4"	$88.89
806-4422	1 3/8"	5/16"&1/4"	85.89

Implement Yoke

Round Bore
With keyway & Set Screw

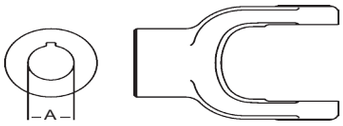

Stock Number	**Dim "A" Bore**	**Standard Keyway**	**Price**
800-4420	1 1/4"	1/4"	$86.02
800-4422	1 3/8"	5/16"	86.02
800-4423	1 7/16"	3/8"	33.58
800-4424	1 1/2"	3/8"	86.02
800-4426	1 5/8"	3/8"	92.00
800-4428	1 3/4"	3/8"	88.89
800-4432	2"	1/2"'	88.89

Square Bore
With Set Screw

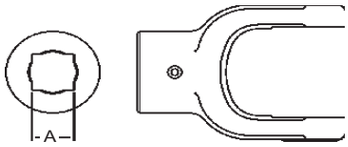

Stock Number	Dim "A" Bore	Price
804-4418	1 1/8"	$....

Spline Bore
With 21/64' Pin Hole

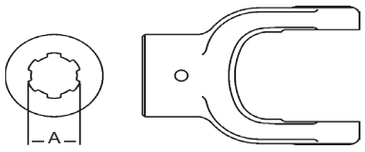

Stock Number	Dim "A" Bore	Price
801-4406	1 3/8"x6 Spl.	$85.89
801-4421	1 3/8"x21 Spl.	85.73

Clamp Yoke

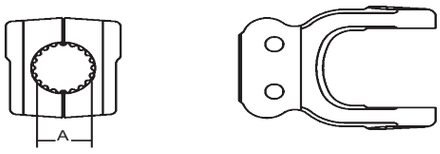

Stock Number	Dim "A" Bore	Price
807-4406	1 3/8"x6 Spl.	$90.64
807-4420	1 3/4"x20 Spl.	95.00
807-4421	1 3/8"x21 Spl.	122.59
807-4427	1 3/4"x27 Spl.	90.64

ASK FOR QUANTITY DISCOUNT *Prices subject to change without notice.*

 © Baum Hydraulics Corporation

Guard

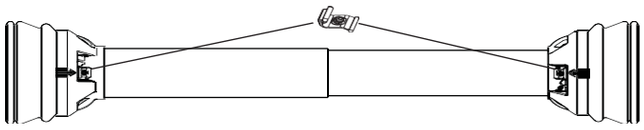

Stock Numebr	Overall Driveline Length	Price	Bearing Kit (4-per kit)	Price
902-3548	48”	$137.29	921-4400	$16.29
902-3560	60”	156.45	921-4400	16.29

Assembly instructions included with Guard.
Note: When installing Guards observe the following:
1) Install proper nylon bearing
2) Guards must rotate freely on yokes

Yoke & Shaft Assembly

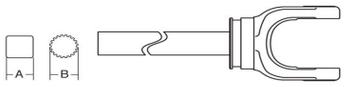

Stock Number	Dim “A” Bore	Dim “B” Bore	Centerline to End of Shaft Dimension	Price
10004448	1 5/16” Sq.		33.21”	$217.57
10004460	1 5/16” Sq.		45.12”	238.36
10014448		1 11/16”x20 Spl.	33.12”	293.93

Yoke, Tube & Sleeve Assembly

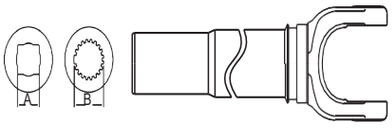

Stock Number	Dim “A” Bore	Dim “B” Bore	Centerline to End of Shaft Dimension	Price
10004448	1 5/16” Sq.		35.62”	$217.57
10004460	1 5/16” Sq.		45.62”	238.36
10014448		1 11/16”x20 Spl.	33.63”	293.93

Drivelines

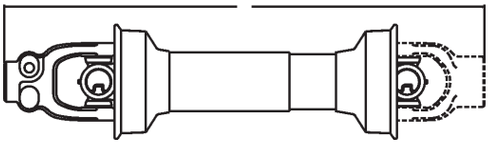

Drivelines are furnished without Cross & bearing Kit and Implement Yoke. Select kit and yoke as required. When Cross & Bearing kit and Yoke are assembled, the overall compressed length of the driveline will be 48” or 60”.

Stock Number	Shaft Size	Tractor Yoke	Overall Compressed Length Dim “A”	Price
14004448	1 5/16”	1 3/8”x6 Spl. Q.D.	48”	$818.30
14004460	1 5/16”	1 3/8”x6 Spl. Q.D.	60”	Call
14044448	1 11/16”x20 Spl.	1 3/8”x6 Spl. Q.D.	48”	695.23

Drivelines

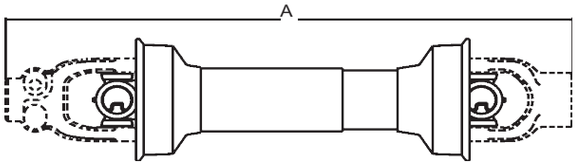

Drivelines are furnished without Cross & bearing Kit and Outboard Yoke. Select kit and Outboard yoke as required. When Cross & Bearing kit and OutboardYoke are assembled, the overall compressed length of the driveline will be 48” or 60”.

Stock Number	Shaft Size	Overall Compressed Length Dim “A”	Price
14013548		48”	Call
14013560		60”	438.68
14023539 with crosses installed		39”	449.91
14023548 with crosses installed		48”	446.00

55 SERIES

Weasler®

Tractor Yoke

Safety Slide-Lock

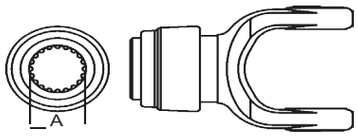

Stock Number	Dim "A" Bore	Price
101-5506	1 3/8"x6 Spl.	$166.38
101-5520	1 3/4"x20 Spl.	234.61
101-5521	1 3/8"x21 Spl.	166.38

Cross & Bearing Kit

Snap ring located in Yoke

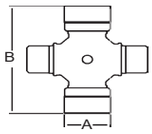

Stock Number	Dim "A" Bore	Dim "B" Bore	Price
200-5500	1 17/32"	4 5/16"	$34.25

Quick Disconnect

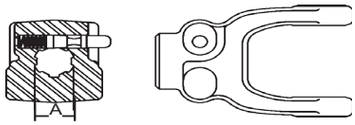

Stock Number	Dim "A" Bore	Price
102-5506	1 3/8"x6 Spl.	$125.59
102-5521	1 3/8"x21 Spl.	137.52
102-5520	1 3/4"x20 Spl.	205.91
102-5528	1 3/4"x6 Spl.	223.05

Ball Shear Device

With Safety Slide Lock

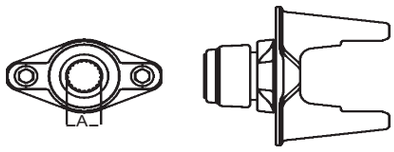

Stock Number	Dim "A" Bore	Shear Bolt	Price
104-5506	1 3/8"x6 Spl.	(2) 3/8"-16Gr. 5	$292.75
104-5520	1 3/4"x20 Spl.	(2) 3/8"-16Gr. 5	342.79
104-5521	1 /38"x21 Spl.	(2) 3/8"-16Gr. 5	303.00

Auto-Lok

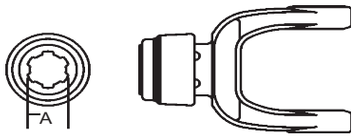

Stock Number	Dim "A" Bore	Price
110-5506	1 3/8"x6 Spl.	$126.21
110-5520	1 3/4"x20 Spl.	233.86
110-5521	1 3/8"x21 Spl.	126.21

Shaft Weld Yoke

With Bearing Groove

(Guard must rotate freely on yoke)

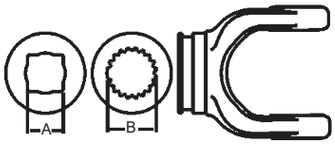

Stock Number	Dim "A" Bore	Dim "B" Bore	Price
300-5500	1 5/16" Sq.		$134.38
301-5500*	1 3/16" Sq.		159.50
302-5500		1 11/16"x20 Spl.	156.25

*Use 04-15155 Nylon Bearing

Tube Weld Yoke With Bearing Groove

(Guard must rotate freely on yoke)

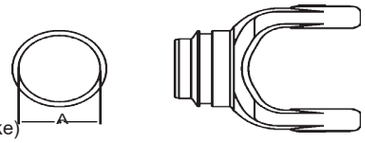

Stock Number	Fits Tube Size	Price
701-5500	2 1/2"(.120wall)	$137.00
*704-5500 (with bore)	2 1/2"(.120wall)	113.68

*Bore through for telescoping

Spline Bore

With 21/64' Pin Hole

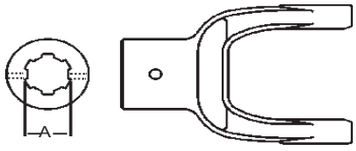

Stock Number	Dim "A" Bore	Price
801-5506	1 3/8"x6 Spl.	$113.20

ASK FOR QUANTITY DISCOUNT *Prices subject to change without notice.*

 © Baum Hydraulics Corporation

Slip Sleeve
With Grease Groove

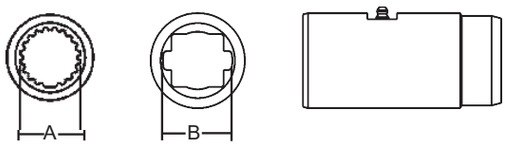

Stock Number	Length	Dim "A" Bore	Dim "B" Bore	Fits Tube Size	Price
500-4400	5"		1 5/16" Sq.	2 1/2"(.120wall)	$80.36
505-3500	5"	1 11/16"x20 Spl.		2 1/2"(.120wall)	109.79

With Grease Reservoir

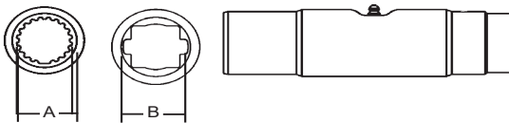

Stock Numebr	Length	Dim "A"	Dim "B"	Fits Tube Size	Price
503-3500	8"	1 11/16"x20 Spl.		2 1/2"(.120wall)	$109.79
504-3500	8"		1 5/16" Sq.	2 1/2"(.120wall)	109.79

Implement Yoke

Round Bore
With keyway & Set Screw

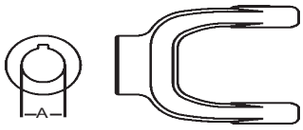

Stock Number	Dim "A" Bore	Standard Keyway	Price
800-5522	1 3/8"	5/16"	$115.61
800-5524	1 1/2"	3/8"	115.61
800-5526	1 5/8"	3/8"	89.59
800-5528	1 3/4"	3/8"	115.61
800-5532	2"	1/2"	164.70

Clamp Yoke



Stock Number	Dim "A" Bore	Price
807-5506	1 3/8"x6 Spl.	$128.84
807-5520	1 3/4"x20 Spl.	160.64
807-5521	1 3/8"x21 Spl.	160.64
807-5527	1 3/4"x27 Spl.	128.84

Guard

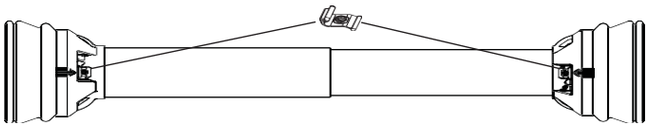

Stock Numebr	Overall Driveline Length	Price	Bearing Kit (4-per kit)	Price
902-3548	48"	$137.29	921-4400	$16.29
902-3560	60"	156.45	921-4400	16.29

Assembly instructions included with Guard.
Note: When installing Guards observe the following:
1) Install proper nylon bearing
2) Guards must rotate freely on yokes

Prices subject to change without notice. **ASK FOR QUANTITY DISCOUNT**

55 SERIES

Weasler®

Yoke & Shaft Assembly

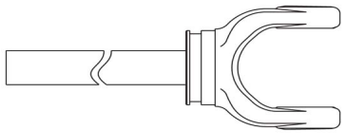

Stock Number	Shaft Size	Centerline to End of Shaft Dimension	Price
10005548	1 5/16”	32.75”	$249.20
10005560	1 5/16” Sq.	45.12”	262.11
10014448		33.12”	339.54

Yoke, Tube & Sleeve Assembly

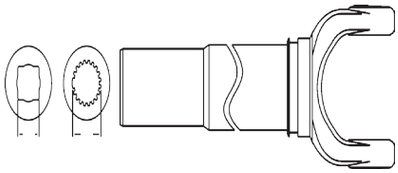

Stock Number	Dim “A” Bore	Dim “B” Bore	Centerline to End of Shaft Dimension	Price
10004448	1 5/16” Sq.		35.62”	$217.57
10004460	1 5/16” Sq.		45.62”	238.36
10014448		1 11/16”x20 Spl.	33.63”	293.93

Drivelines

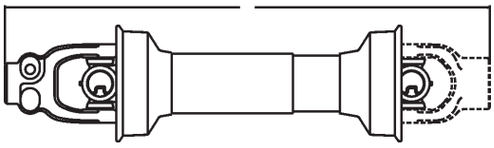

Drivelines are furnished without Cross & bearing Kit and Implement Yoke. Select kit and yoke as required. When Cross & Bearing kit and Yoke are assembled, the overall compressed length of the driveline will be 48” or 60”.

Stock Number	Shaft Size	Tractor Yoke	Overall Compressed Length Dim “A”	Price
14004448	1 5/16”	1 3/8”x6 Spl. Q.D.	48”	$818.30
14004460	1 5/16”	1 3/8”x6 Spl. Q.D.	60”	Call
14044448	1 11/16”x20 Spl.	1 3/8”x6 Spl. Q.D.	48”	695.23

Drivelines

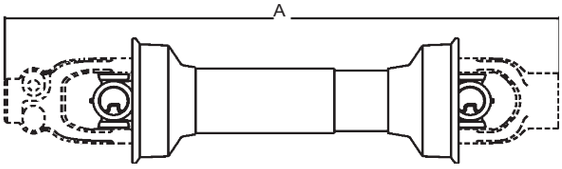

Drivelines are furnished without Cross & bearing Kit and Outboard Yoke. Select kit and Outboard yoke as required. When Cross & Bearing kit and OutboardYoke are assembled, the overall compressed length of the driveline will be 48” or 60”.

Stock Number	Shaft Size	Overall Compressed Length Dim “A”	Price
14013548		48”	Call
14013560		60”	$438.68
14023539 with crosses installed		39”	449.91
14023548 with crosses installed		48”	446.00

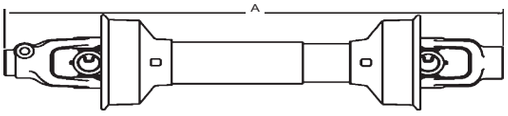

Stock Numebr	Tractor Yoke	Implement Yoke	Overall Compressed Length Dim “A”	Application	Price
14005537	1 3/8”x6 Spl. Safety slide locl	1 3/8”x6 Spl. Safety slide lock	37”	Al Puurpose	$716.95
14005546	1 3/4”x20 Spl.Safety slide lock	1 3/4”Rd. w/keyway & (2) set screws	46”	All Purpose	976.86

ASK FOR QUANTITY DISCOUNT *Prices subject to change without notice.*

 © Baum Hydraulics Corporation

Tractor Yoke

Safety Slide-Lock

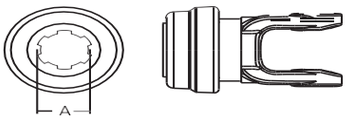

Stock Number	Dim "A" Bore	Price
101-6106	1 3/8"x6 Spl.	$46.57
101-6121	1 3/8"x21 Spl.	74.09

Cross & Bearing Kit

Snap ring located in Yoke

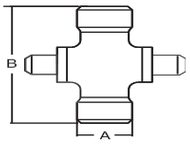

Stock Number	Dim "A" mm	in	Dim "B" mm	in	Price
200-6154	22.0	7/8" (.87)	54.0	2 1/8" (2.13)	$22.14

Quick Disconnect

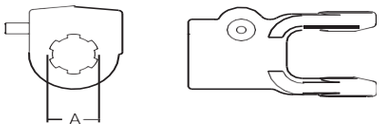

Stock Number	Dim "A" Bore	Price
102-6118	1 3/8"x6 Spl.	$30.96
102-6106	1 3/8"x6 Spl.	42.32
102-6121	1 3/8"x21 Spl.	30.82

Extended Lubrication Cross & Bearing Kit

Snap ring located in Yoke

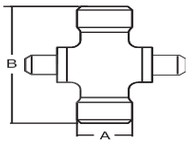

Stock Number	Dim "A" mm	in	Dim "B" mm	in	Price
201-6154	22.0	7/8" (.87)	54.0	2 1/8" (2.13)	$23.00

Inner Profile Yoke

With Bearing Groove
(guard must rotate freely on yoke)

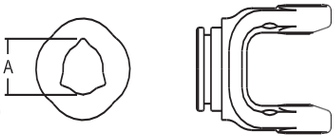

Stock Number	Dim "A" mm	in	Price
300-6126	27	1 1/16" (1.06)	$41.05

Outer profile Yoke

With Bearing Groove
(Guard must rotate freely on yoke)

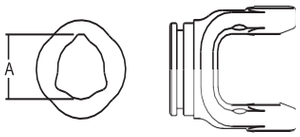

Stock Number	Dim "A" mm	in	Price
700-6133	33.0	1 5/16"(1.30)	$42.73

Roll Pin

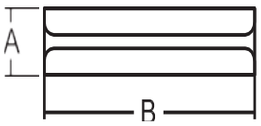

Stock Number	Dim "A" mm	in	Dim "B" mm	in	Price
508-0850	8.0	5/16"(.31)	50.00	1 31/32"(1.97)	$1.61

Metric 1 SERIES

Weasler®

Implement Yoke
Round Bore
With keyway & Set Screw

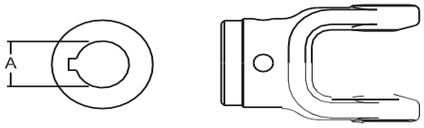

Stock Number	Dim "A" mm	in	Standard Keyway mm	in	Price
800-6108	25.4	1" (1.0)	6.35	1/4" (.25)	$49.63
800-6110	31.75	1 1/4" (1.25)	6.35	1/4" (.25)	32.21
800-6130	30.0	1 3/16' (1.18)	10.0	25/64" (.39)	39.80

Shear Pin
With Pin Hole

Stock Number	Dim "A" mm	in	Price
802-6110	31.75	1 1/4' (1.25)	$33.02

Guard

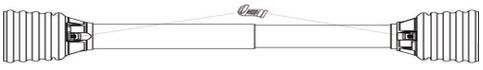

Stock Numebr	Overall Driveline Length	Price	Bearing Kit (2-per kit)	Price
900-2548	48"	$114.09	961-5029	$14.16
900-2560	60"	125.32	961-5029	14.16

Assembly instructions included with Guard.
Note: When installing Guards observe the following:
1) Install proper nylon bearing
2) Guards must rotate freely on yokes

Driveline

Stock Numebr	Overall Comp. Length Dim "A"	Tractor Yoke	Implement Yoke	Price
14006127	27"	1 3/8"x6 Spl. QD	1 3/8"x6 Spl. QD	Call
14006135	35"	1 3/8"x6 Spl. QD	1 3/8"x6 Spl. QD	Call
14006137	37"	1 3/8"x6 Spl. QD	1 3/8"x6 Spl. QD	150.09
14046148	48"	1 3/8"x6 Spl. QD	*	118.11

* Drivelines are furnished without Cross & Bearing Kit and Implement Yoke. Select kit and yoke as required.

ASK FOR QUANTITY DISCOUNT *Prices subject to change without notice.*

 © Baum Hydraulics Corporation

Tractor Yoke

Safety Slide-Lock

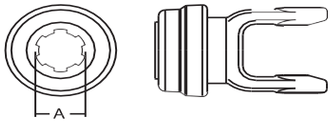

Stock Number	Dim "A" Bore	Price
101-8206	1 3/8"x6 Spl.	$56.86
101-8221	1 3/8"x21 Spl.	93.88

Cross & Bearing Kit

Snap ring located in Yoke

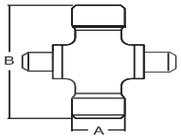

Stock Number	Dim "A" mm	Dim "A" in	Dim "B" mm	Dim "B" in	Price
200-8261	23.8	15/16"(.94)	61.2	2 13/32"(2.41)	$24.04

Quick Disconnect



Stock Number	Dim "A" Bore	Price
102-8218	1 1/8"x6 Spl.	$62.88
102-8206	1 3/8"x6 Spl.	52.52
102-8221	1 3/8"x21 Spl.	54.73

Extended Lubrication Cross & Bearing Kit

Snap ring located in Yoke

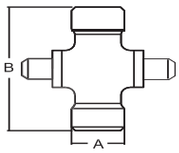

Stock Number	Dim "A" mm	Dim "A" in	Dim "B" mm	Dim "B" in	Price
201-8261	23.8	15/16"(.94)	61.2	2 13/32"(2.41)	$34.89

Inner Profile Yoke

With Bearing Groove
(guard must rotate freely on yoke)

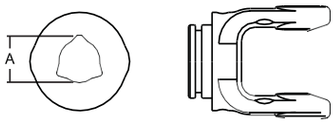

Stock Number	Dim "A" mm	in	Price
300-6229	29.8	1 11/64" (1.17)	$49.86

Outer profile Yoke

With Bearing Groove
(Guard must rotate freely on yoke)

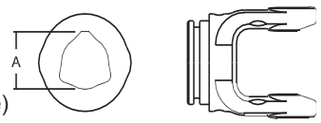

Stock Number	Dim "A" mm	in	Price
700-6236	36.8	1 29/64"(1.45)	$38.64

Roll Pin

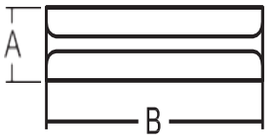

Stock Number	Dim "A" mm	Dim "A" in	Dim "B" mm	Dim "B" in	Price
508-0860	8.0	5/16"(.31)	60.0	2 23/64"(2.36)	$1.80

Shear Pin

With Pin Hole

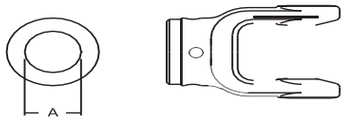

Stock Number	Dim "A" mm	in	Price
802-8220	31.8	1 1/4"Rd (1.25)	$42.52
802-8222	34.9	1 3/8"Rd. (1.38)	40.52

Prices subject to change without notice. **ASK FOR QUANTITY DISCOUNT**

Metric 2 SERIES

Implement Yoke
Round Bore
With keyway & Set Screw

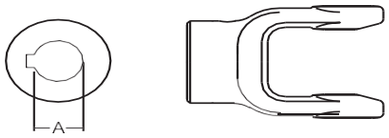

Stock Number	Dim "A" mm	in	Standard Keyway mm	in	Price
800-8208	25.0	1" (1.0)	6.35	1/4"(.25)	39.41
800-8218	28.6	1 1/8"(1.13)	6.35	1/4"(.25)	39.41
800-8230	30.0	1 3/16"(1.18)	8.0	5/16"(.31)	39.41
800-8210	31.8	1 1/4"(1.25)	6.35	1/4"(.25)	50.86
800-8220	31.8	1 1/4"(1.25)	8.0	5/16"(.31)	35.14
800-8211	34.9	1 3/8"(1.38)	8.0	5/16"(.31)	39.41

Guard

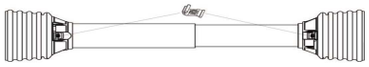

Stock Numebr	Overall Driveline Length	Price	Bearing Kit (2-per kit)	Price
900-2548	48"	$114.09	961-2502	$16.84
900-2560	60"	125.32	961-2502	16.84

Assembly instructions included with Guard.
Note: When installing Guards observe the following:
1) Install proper nylon bearing
2) Guards must rotate freely on yokes

Driveline

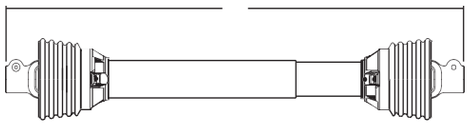

Stock Numebr	Overall Comp. Length Dim "A"	Tractor Yoke	Implement Yoke	Price
14006247	47"	1 3/8"x6 Spl. QD	1 3/8"x6 Spl. QD	Call
14006251	51"	1 3/8"x6 Spl. QD	1 3/8"Rd w/Pinhole	Call
14006252	52"	1 3/8"x6 Spl. QD	1 1/4"Rd w/Pinhole	Call
14046248	48"	1 3/8"x6 Spl. QD	*	136.25
14046260	60"	1 3/8"x6 Spl. QD	*	153.86
14106233	33"	1 3/8"x6 Spl. QD	1 3/8"x6 Spl. w/ Friction Clutch	270.09
14206252	52"	1 3/8"x6 Spl. QD	1 3/8"x6 Spl. w/ Radial Pin Clutch	Call
14406231	31"	1 3/8"x6 Spl. Safety Slide Lock	1" Rd w/Keyway Ball Shear	259.50

* Drivelines are furnished without Cross & Bearing Kit and Implement Yoke. Select kit and yoke as required.

ASK FOR QUANTITY DISCOUNT *Prices subject to change without notice.*

 © Baum Hydraulics Corporation

Tractor Yoke

Safety Slide-Lock

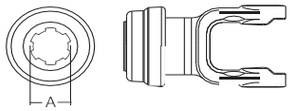

Stock Number	Dim "A" Bore	Price
101-8306	1 3/8"x6 Spl.	$53.59
101-8321	1 3/8"x21 Spl.	72.66

Cross & Bearing Kit

Snap ring located in Yoke

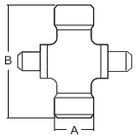

Stock Number	Dim "A" mm	Dim "A" in	Dim "B" mm	Dim "B" in	Price
200-8370	27.0	1 1/16"(1.06)	70.0	2 3/4" (2.76)	$31.30

Quick Disconnect

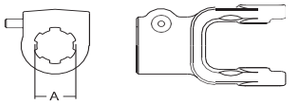

Stock Number	Dim "A" Bore	Price
102-8306	1 1/8"x6 Spl.	$55.82
102-8321	1 3/8"x21 Spl.	....

Extended Lubrication Cross & Bearing Kit

Snap ring located in Yoke

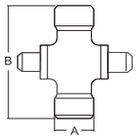

Stock Number	Dim "A" mm	Dim "A" in	Dim "B" mm	Dim "B" in	Price
201-8370	27.0	1 1/16"(1.06)	70.0	2 3/4" (2.76)	$36.50

Inner Profile Yoke

With Bearing Groove
(guard must rotate freely on yoke)

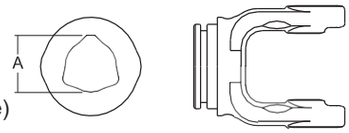

Stock Number	Dim "A" mm	in	Price
300-6336	36.8	1 29/64" (1.45)	$54.73

Outer profile Yoke

With Bearing Groove
(Guard must rotate freely on yoke)

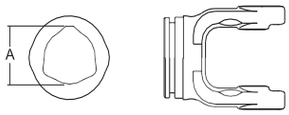

Stock Number	Dim "A" mm	in	Price
700-6343	44.0	1 47/64" (1.73)	$55.75

Roll Pin

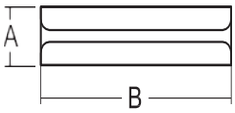

Stock Number	Dim "A" mm	Dim "A" in	Dim "B" mm	Dim "B" in	Price
508-0860	8.0	5/16"(.31)	60.0	2 23/64"(2.36)	$1.80

Shear Pin

With Pin Hole

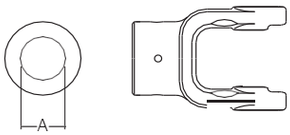

Stock Number	Dim "A" mm	in	Price
802-8310	31.8	1 1/4"Rd (1.25)	$40.68
802-8325	25.0	63/64" (.98)	36.89
802-8330	30.0	1 3/16" (1.18)	36.89
802-8335	34.9	1 3/8" (1.38)	44.27

Prices subject to change without notice. **ASK FOR QUANTITY DISCOUNT**

Metric 3 SERIES

Implement Yoke
Round Bore
With keyway & Set Screw

Stock Number	Dim "A" mm	in	Standard Keyway mm	in	Price
800-8310	31.8	1 1/4" (1.25)	6.4	1/4" (.25)	$57.02
800-8311	34.9	1 3/8" (1.38)	8.0	5/16" (.31)	44.18
800-8325	25.0	63/64" (.98)	8.0	5/16" (.31)	39.41
800-8330	30.0	1 3/16"(1.18)	8.0	5/16"(.31)	57.02

Guard

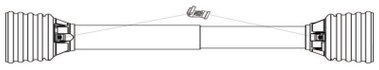

Stock Numebr	Overall Driveline Length	Price	Bearing Kit (2-per kit)	Price
900-2548	48"	$114.09	961-2534	$25.00
900-2560	60"	125.32	961-2534	25.00

Assembly instructions included with Guard.
Note: When installing Guards observe the following:
1) Install proper nylon bearing
2) Guards must rotate freely on yokes

Driveline

Stock Numebr	Overall Comp. Length Dim "A"	Tractor Yoke	Implement Yoke	Price
14006340	40"	1 3/8"x6 Spl. QD	1 3/8"x6 Spl. QD	Call
14046348	48"	1 3/8"x6 Spl. QD	*	145.89
14046360	60"	1 3/8"x6 Spl. QD	*	163.36

* Drivelines are furnished without Cross & Bearing Kit and Implement Yoke. Select kit and yoke as required.

ASK FOR QUANTITY DISCOUNT *Prices subject to change without notice.*

 © Baum Hydraulics Corporation

Tractor Yoke

Safety Slide-Lock

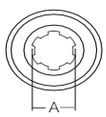

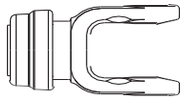

Stock Number	Dim "A" Bore	Price
101-8406	1 3/8"x6 Spl.	$72.32
101-8421	1 3/8"x21 Spl.	63.91

Cross & Bearing Kit

Snap ring located in Yoke

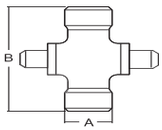

Stock Number	Dim "A" mm	in	Dim "B" mm	in	Price
200-8474	27.0	1 1/16"(1.06)	74.6	2 15/16"(2.94)	$31.39

Quick Disconnect

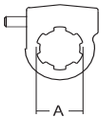

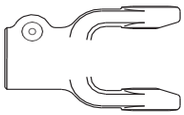

Stock Number	Dim "A" Bore	Price
102-8406	1 1/8"x6 Spl.	$58.84
102-8418	1 1/4" Hex	72.63
102-8421	1 3/8"x21 Spl.	72.63

Ball Shear

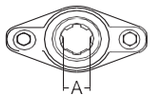

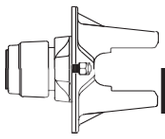

Stock Number	Dim "A" Bore	Shear Bolt	Price
104-8406	1 3/8"x6 Spl.	3/8"-16 Gr. 5	$223.09
104-8420	1 3/4"x20 Spl.	3/8"-16 Gr. 5	256.25
104-8421	1 /38"x21 Spl.	3/8"-16 Gr. 5	278.16

Inner Profile Yoke

With Bearing Groove
(guard must rotate freely on yoke)

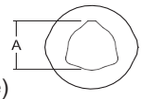

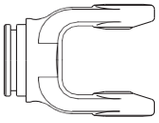

Stock Number	Dim "A" mm	in	Price
300-6436	36.8	1 29/64" (1.45)	$60.84

Outer profile Yoke

With Bearing Groove
(Guard must rotate freely on yoke)

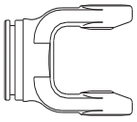

Stock Number	Dim "A" mm	in	Price
700-6443	44.0	1 47/64" (1.73)	$60.84

Metric 4 SERIES

Weasler®

Roll Pin

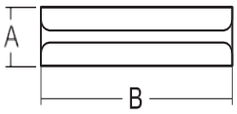

Stock Number	Dim "A" mm	in	Dim "B" mm	in	Price
508-0860	8.0	5/16"(.31)	60.0	2 3/8" (2.36)	$1.80

Implement Yoke Round Bore

With keyway & Set Screw

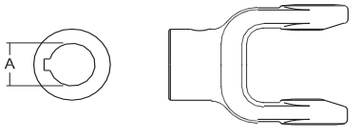

Stock Number	Dim "A" mm	in	Standard Keyway mm	in	Price
800-8430	30.0	1 3/16" (1.18)	8.0	5.16" (.31)	$42.30
800-8410	31.8	1 1/4" (1.25)	6.4	1/4" (.25)	48.63
800-8411	34.9	1 3/8" (1.38)	8.0	5/16" (.31)	46.39
800-8424	38.1	1 1/2" (1.50)	9.5	3/5" (.38)	67.02
800-8435	35.0	1 3/8" (1.38)	10.0	25/64" (.39)	39.34

Shear Pin

With Pin Hole

Stock Number	Dim "A" mm	in	Price
802-8410	31.8	1 1/4" (1.25)	$59.27
802-8430	30.0	1 3/16" (1.18)	40.25
802-8435	35.0	1 3/8" (1.38)	54.63

Hex Bore

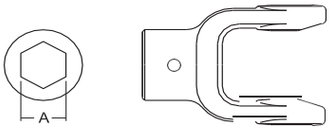

Stock Number	Dim "A" Bore	in	Price
805-8418	28.9	1 9/64" (1.14)	$46.00

Clamp Yoke

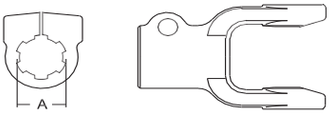

Stock Number	**Dim "A" Bore**	**Price**
807-8406	1 3/8"x6 Spl.	$63.00
807-8420	1 1/4"Rd.	70.64

ASK FOR QUANTITY DISCOUNT *Prices subject to change without notice.*

 © Baum Hydraulics Corporation

Guard

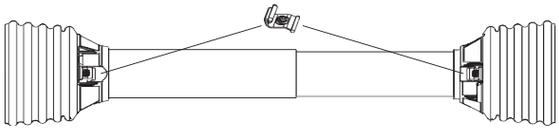

Stock Numebr	Overall Driveline Length	Price	Bearing Kit (2-per kit)	Price
900-2548	48”	$114.09	961-2534	$25.00
900-2560	60”	125.32	961-2534	25.00

Assembly instructions included with Guard.
Note: When installing Guards observe the following:
1) Install proper nylon bearing
2) Guards must rotate freely on yokes

Driveline

Stock Numebr	Overall Comp. Length Dim “A”	Tractor Yoke	Implement Yoke	Price
14006424	48”	1 3/8”x6 Spl. QD	1 1/2”Rd. w/3/8” Keyway	Call
14006430	30”	1 3/8”x6 Spl. QD	1 3/8”Rd. w/Pinhole	166.20
14006432	32”	1 3/8”x6 Spl. QD	1 3/8”Rd. w/Pinhole	Call
14006436	36”	1 3/8”x6 Spl. QD	1 3/8”Rd. w/Pinhole	Call
14006437	37”	1 3/8”x6 Spl. QD	1 3/8”Rd. w/Pinhole	179.71
14006438	38”	1 3/8”x6 Spl. QD	1 3/8”x6 Spl. QD	190.25
14006442	42”	1 3/8”x6 Spl. QD	1 3/8”Rd. w/Pinhole	Call
14006446	46”	1 3/8”x6 Spl. QD	1 3/8”x6 Spl. QD	Call
14006448	48”	1 3/8”x6 Spl. QD	1 3/8”x6 Spl. QD	Call
14006451	51”	1 3/8”x6 Spl. QD	1 3/8”Rd. w/Pinhole	Call
14006453	53”	1 3/8”x6 Spl. QD	1 1/4” Rd. w/Pinhole	Call
14006455	55”	1 3/8”x6 Spl. QD	1 3/8”x6 Spl. QD	177.30
14046448	48”	1 3/8”x6 Spl. QD	*	153.00
14046460	60”	1 3/8”x6 Spl. QD	*	187.55
14106436	36”	1 3/8”x6 Apl. QD	1 3/8”x6 Spl. w/Friction Clutch	272.75
14106438	38”	1 3/8”x6 Spl. QD	1 3/8”x6 Spl. w/Friction Clutch	Call
14206454	54”	1 3/8”x6 Spl. QD	1 3/8”x6 Spl. w/Radial Pin Clutch	Call
14406428	28”	1 3/8” 6 Spl. Safety Slide Lock	1 1/4”Rd. w/Keyway Ball Shear	338.41

* Drivelines are furnished without Cross & Bearing Kit and Implement Yoke. Select kit and yoke as required.

Metric 5 SERIES

Weasler®

Tractor Yoke

Safety Slide-Lock

Stock Number	Dim "A" Bore	Price
101-6506	1 3/8"x6 Spl.	$114.21
101-6521	1 3/8"x21 Spl.	78.95

Cross & Bearing Kit

Snap ring located in Yoke

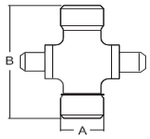

Stock Number	Dim "A" mm	in	Dim "B" mm	in	Price
200-6580	30.2	1 3/16"(1.19)	79.4	3 1/8"(3.13)	$39.79

Quick Disconnect

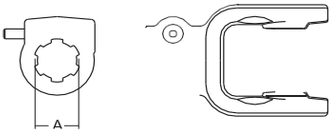

Stock Number	Dim "A" Bore	Price
102-6506	1 3/8"x6 Spl.	$90.39
102-6520	1 3/4"x20 Spl.	94.48
102-6521	1 3/8"x21 Spl.	95.25

Ball Shear

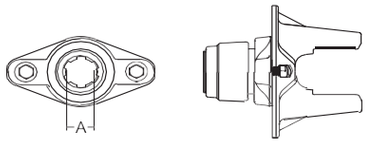

Stock Number	Dim "A" Bore	Shear Bolt	Price
104-6506	1 3/8"x6 Spl.	3/8"-16 Gr. 5	$198.95
104-6520	1 3/4"x20 Spl.	3/8"-16 Gr. 5	319.52
104-6521	1 /38"x21 Spl.	3/8"-16 Gr. 5	198.95

Inner Profile Yoke

With Bearing Groove
(guard must rotate freely on yoke)

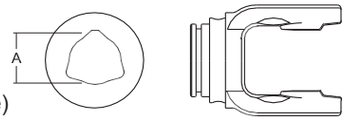

Stock Number	Dim "A" mm	in	Price
300-5645	45.2	1 25/32" (1.78)	Call

Outer profile Yoke

With Bearing Groove
(Guard must rotate freely on yoke)

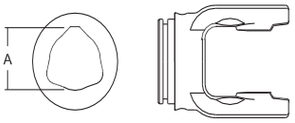

Stock Number	Dim "A" mm	in	Price
700-6552	51.7	2 3/64" (2.04)	$83.25

Roll Pin

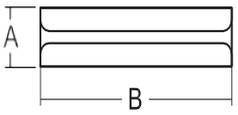

Stock Number	Dim "A" mm	in	Dim "B" mm	in	Price
508-1075	10.0	25/64"(.394)	75.0	2 61/64"(2.95)	$3.84

Shear Pin

With Pin Hole

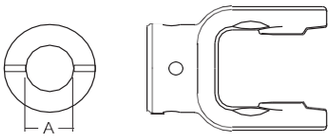

Stock Number	Dim "A" mm	in	Price
802-8310	31.8	1 1/4"Rd (1.25)	$40.68
802-8325	25.0	63/64" (.98)	36.89
802-8330	30.0	1 3/16" (1.18)	36.89
802-8335	34.9	1 3/8" (1.38)	44.27

ASK FOR QUANTITY DISCOUNT *Prices subject to change without notice.*

 © Baum Hydraulics Corporation

Metric 5 SERIES

Implement Yoke
Round Bore
With keyway & Set Screw

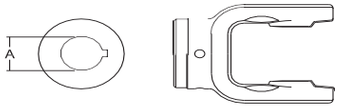

Stock Number	Dim "A" mm	in	Standard Keyway mm	in	Price
800-6510	31.8	1 1/4" (1.25)	6.4	1/4" (.25)	$62.46
800-6511	34.9	1 3/8" (1.38)	8.0	5/16" (.31)	62.46
800-6524	38.1	1 1/2" (1.50)	9.5	3/8" (.38)	71.64
800-6535	35.0	1 3/8" (1.378)	8.0	5/16" (.31)	88.71

Clamp Yoke

Stock Number	**Dim "A" Bore**	**in**	**Price**
807-6521	35.0	1 3/8"x21 Spl (1.38)	$89.80
807-8420	1 1/4"Rd.		70.64

Guard

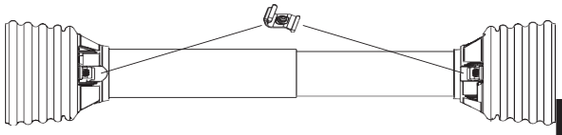

Stock Numebr	Overall Driveline Length	Price	Bearing Kit (2-per kit)	Price
902-3548	48"	$137.29	961-3505	$27.88
902-3560	60"	156.45	961-3505	27.88

Assembly instructions included with Guard.
Note: When installing Guards observe the following:
1) Install proper nylon bearing
2) Guards must rotate freely on yokes

Driveline



Stock Numebr	Overall Comp. Length Dim "A"	Tractor Yoke	Implement Yoke	Price
14006524	48"	1 3/8"x6 Spl. QD	1 1/2"Rd. w/3/8" Keyway	Call
14006542	42"	1 3/8"x6 Spl. QD	1 3/8"Rd. w/Pinhole	Call
14006543	43"	1 3/8"x6 Spl. QD	1 3/8"x6 Spl. QD	305.34
14006546	46"	1 3/8"x6 Spl. QD	1 3/8"x6 Spl. QD	Call
14006551	51"	1 3/8"x6 Spl. QD	1 3/8"Rd. w/Pinhole	220.50
14006555	55"	1 3/8"x6 Spl. QD	1 3/8"x6 Spl. QD	351.70
14016524	48"	1 3/8"x21 Spl. QD	1 1/2"Rd. w/3/8" Keyway	Call
14016536	36"	1 3/8"x6 Spl. QD	1 3/8"x6 Spl. QD	193.07
14016542	42"	1 3/8"x6 Spl. QD	1 3/8"x6 Spl. QD	207.21
14046548	48"	1 3/8"x6 Spl. QD	*	190.18
14046560	60"	1 3/8"x6 Spl. QD	*	287.23
14106546	46"	1 3/8"x6 Spl. QD	1 3/8"x6 Spl. w/Friction Clutch	Call
14306538	38"	1 3/8"x6 Spl. QD	1 3/8"x6 Spl. w/Overrunning Clutch	325.09

* Drivelines are furnished without Cross & Bearing Kit and Implement Yoke. Select kit and yoke as required.

Prices subject to change without notice. **ASK FOR QUANTITY DISCOUNT**

Metric 6 SERIES

Tractor Yoke

Safety Slide-Lock

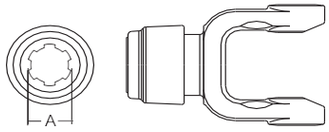

Stock Number	Dim "A" Bore	Price
101-8606	1 3/8"x6 Spl.	$112.36
101-8620	1 3/4"x20 Spl.	118.02
101-8621	1 3/8"x21 Spl.	84.05

Cross & Bearing Kit

Snap ring located in Yoke

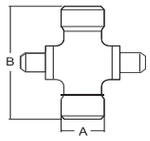

Stock Number	Dim "A" mm	in	Dim "B" mm	in	Price
200-8692	30.2	1 3/16"(1.19)	92.0	3 5/8" (3.62)	$37.68

Quick Disconnect

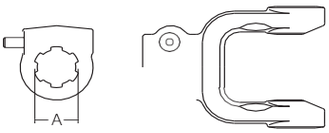

Stock Number	Dim "A" Bore	Price
102-8606	1 3/8"x6 Spl.	$90.39
102-8618	1 1/8" Hex	70.05
102-8620	1 3/4"x20 Spl.	109.25
102-8621	1 3/8"x21 Spl.	96.48

Ball Shear

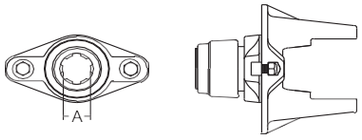

Stock Number	Dim "A" Bore	Shear Bolt	Price
104-8606	1 3/8"x6 Spl.	3/8"-16 Gr. 5	$230.82
104-8620	1 3/4"x20 Spl.	3/8"-16 Gr. 5	263.96
104-8621	1 /38"x21 Spl.	3/8"-16 Gr. 5	297.89

Inner Profile Yoke

With Bearing Groove
(guard must rotate freely on yoke)

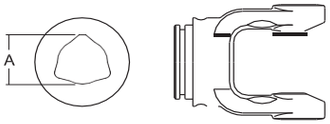

Stock Number	Dim "A" mm	in	Price
300-6645	45.2	1 25/32" (1.78)	$86.16

Outer profile Yoke

With Bearing Groove
(Guard must rotate freely on yoke)

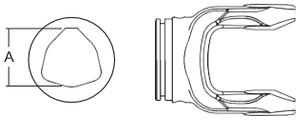

Stock Number	Dim "A" mm	in	Price
700-6654	54.2	2 1/8" (2.13)	$96.75

Roll Pin

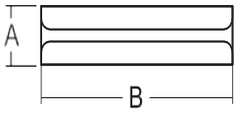

Stock Number	Dim "A" mm	in	Dim "B" mm	in	Price
508-1080	10.0	25/64"(.39)	80.0	3 5/32" (3.15)	$4.02

Shear Pin
With Pin Hole

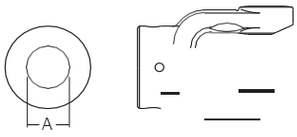

Stock Number	Dim "A" mm	in	Price
802-8611	34.9	1 3/8" (1.38)	$77.20
802-8620	31.8	1 1/4" (1.25)	62.46

Implement Yoke
Round Bore
With keyway & Set Screw

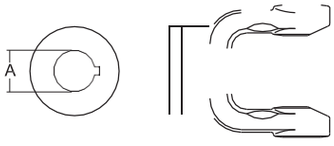

Stock Number	Dim "A" mm	in	Standard Keyway mm	in	Price
800-8610	31.8	1 1/4" (1.25)	6.4	1/4" (.25)	$99.63
800-8611	35.0	1 3/8" (1.38)	13.0	5/16" (.31)	77.20
800-8624	38.1	1 1/2" (1.50)	9.5	3/8" (.38)	74.95
800-8628	44.5	1 3/4" (1.75)	9.5	3/8" (.38)	61.91
800-8635	35.0	1 3/8" (1.38)	10.0	25/64" (.39)	60.50
800-8640	40.0	1 37/64" (1.57)	12.0	15/32" (.47)	56.54

ASK FOR QUANTITY DISCOUNT *Prices subject to change without notice.*

 © Baum Hydraulics Corporation

Metric 6 SERIES

Hex Bore

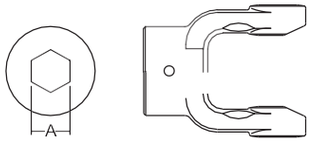

Stock Number	Dim "A" Bore	in	Price
805-8618	28.9	1 9/64" (1.14)	$50.75

Clamp Yoke

Stock Number	Dim "A" Bore	Price
807-8606	1 3/8"x6 Spl.	$71.98
807-8620	1 1/4"x20 Spl.	114.04
807-8621	1 3/8"x21 Spl.	104.18

Guard

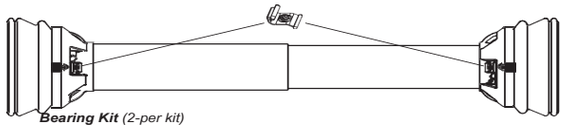

Stock Numebr	Overall Driveline Length	Price	Bearing Kit (2-per kit)	Price
902-3548	48"	$137.29	961-3567	$36.95
902-3560	60"	156.45	961-3567	36.95

Assembly instructions included with Guard.
Note: When installing Guards observe the following:
1) Install proper nylon bearing
2) Guards must rotate freely on yokes

Driveline

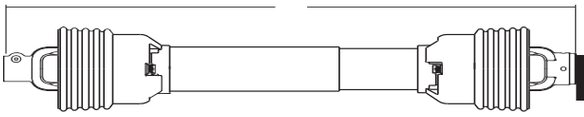

Stock Numebr	Overall Comp. Length Dim "A"	Tractor Yoke	Implement Yoke	Price
14006624	48"	1 3/8"x6 Spl. QD	1 1/2"Rd. w/3/8" Keyway	Call
14006628	48"	1 3/8"x6 Spl. QD	1 3/4"Rd. w/3/8" Keyway	270.89
14006637	37"	1 3/8"x6 Spl. QD	1 3/8"x6 Spl. QD	Call
14006642	42"	1 3/8"x6 Spl. QD	1 3/8"x6 Spl. QD	327.36
14006644	44"	1 3/8"x6 Spl. QD	1 3/8"x6 Spl. QD	229.77
14006652	52"	1 3/8"x6 Spl. QD	1 3/8"Rd. w/Pinhole	Call
14006655	55"	1 3/8"x6 Spl. QD	1 3/8"x6 Spl. QD	232.05
14006657	57"	1 3/8"x6 Spl. QD	1 3/8"x6 Spl. QD	Call
14016624	48"	1 3/8"x21 Spl. QD	1 1/2"Rd. w/3/8" Keyway	Call
14016666	66"	1 3/8"x21 Spl. QD	1 3/8"Rd. w/5/16" Keyway	365.50
14046648	48"	1 3/8"x6 Spl. QD	*	222.96
14046660	60"	1 3/8"x6 Spl. QD	*	238.23
14066644	44"	1 3/8"x21 Spl. QD	1 3/8"x21 Spl. QD	275.32
14106654	54"	1 3/8"x6 Spl. QD	1 3/8"x6 Spl. Clamp w/Friction Clutch	Call
14106656	56"	1 3/4"x20 Spl. Clamp	1 3/4"x20 Spl. Clamp w/Friction Clutch	834.93
14106660	60"	1 3/8"x6 Spl. QD	1 3/4"x20 Spl. Clamp w/Friction Clutch	712.59
14106661	61"	1 3/4"x20 Spl. QD	1 3/4"x20 Spl. Clamp w/Friction Clutch	729.98
14106664	64"	1 3/4"x20 Spl. Clamp	1 3/4"x20 Spl. Clamp w/Friction Clutch	869.96
14116664	64"	1 3/8"X21 Spl. Clamp	1 3/8"x21 Spl. Clamp w/Friction Clutch	857.86
14126654	57"	1 3/8"x6 Spl. QD	1 3/4"x20 Spl. Clamp w/Friction Clutch	396.64
14126664	64"	1 3/4"x20 Spl. Clamp	1 3/8"x6 Spl. Clamp w/Frcition Clutch	862.95
14306639	39"	1 3/8"x6 Spl. QD	1 3/8"x6 Spl. w/Overrunning Clutch	Call
14406632	32"	1 3/8"x6 Spl. Safety Slide Lock	1 1/2"Rd. w/3/8" Keyway Ball Shear	447.30
14406639	39"	1 3/8"x6 Spl. Safety Slide Lock	1 3/8"x6 Spl. Clamp Ball Shear	419.13

* Drivelines are furnished without Cross & Bearing Kit and Implement Yoke. Select kit and yoke as required.

Prices subject to change without notice. **ASK FOR QUANTITY DISCOUNT**

Metric 7N SERIES

Weasler®

Tractor Yoke

Safety Slide-Lock

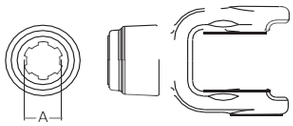

Stock Number	Dim "A" Bore	Price
101-6706	1 3/8"x6 Spl.	$119.02
101-6720	1 3/4"x20 Spl.	119.02
101-6721	1 3/8"x21 Spl.	87.96

Cross & Bearing Kit

Snap ring located in Yoke

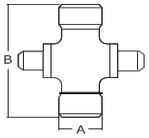

Stock Number	Dim "A" mm	in	Dim "B" mm	in	Price
200-6794	34.9	1 3/8" (1.37)	94.0	3 45/64" (3.70)	$72.52

Quick Disconnect

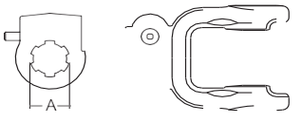

Stock Number	Dim "A" Bore	Price
102-6706	1 3/8"x6 Spl.	$102.00
102-6720	1 3/4"x20 Spl.	106.07
102-6721	1 3/8"x21 Spl.	90.84
102-6728	1 3/4"x6 Spl.	110.09

Ball Shear

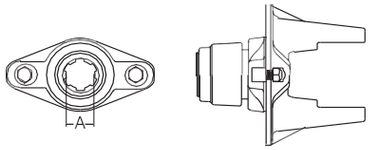

Stock Number	Dim "A" Bore	Shear Bolt	Price
104-6706	1 3/8"x6 Spl.	3/8"-16 Gr. 5	$205.84
104-6721	1 3/8"x21 Spl.	3/8"-16 Gr. 5	205.84

Inner Profile Yoke

With Bearing Groove
(guard must rotate freely on yoke)

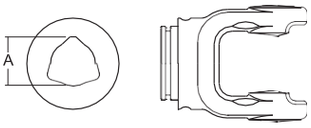

Stock Number	Dim "A" mm	in	Price
300-6745	45.2	1 25/32" (1.78)	$95.52

Roll Pin

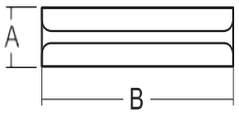

Stock Number	Dim "A" mm	in	Dim "B" mm	in	Price
508-1080	10.0	13/32" (.39)	80.0	3 5/32" (3.15)	4.02

ASK FOR QUANTITY DISCOUNT *Prices subject to change without notice.*

 © Baum Hydraulics Corporation

Implement Yoke
Round Bore
With keyway & Set Screw

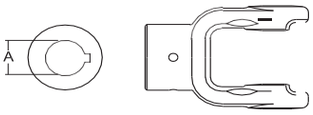

Stock Number	Dim "A" mm	in	Standard Keyway mm	in	Price
800-6722	35.0	1 3/8" (1.38)	8.0	5/16" (.31)	$67.55
800-6728	44.5	1 3/4" (1.75)	9.5	3/8" (.38)	133.63
800-6740	40.0	1 37/64" (1.57)	12.7	1/2" (.50)	90.46

Guard

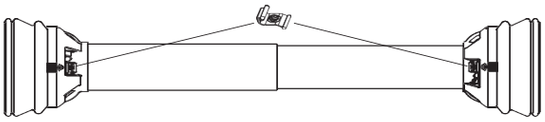

Stock Numebr	Overall Driveline Length	Price	Bearing Kit (2-per kit)	Price
902-3548	48"	$137.29	961-3567	$36.95
902-3560	60"	156.45	961-3567	36.95

Assembly instructions included with Guard.
Note: When installing Guards observe the following:
1) Install proper nylon bearing
2) Guards must rotate freely on yokes

Driveline

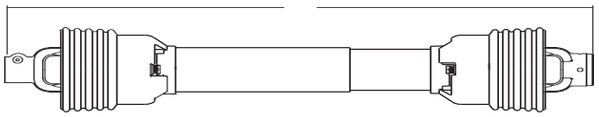

Stock Numebr	Overall Comp. Length Dim "A"	Tractor Yoke	Implement Yoke	Price
14006748	48"	1 3/8"x6 Spl. QD	1 3/4"Rd. w/3/8" Keyway	$281.09
14046748	48"	1 3/8"x6 Spl. QD	*	260.70
14006760	60"	1 3/8"x6 Spl. QD	*	Call

* Drivelines are furnished without Cross & Bearing Kit and Implement Yoke. Select kit and yoke as required.

Metric 8 SERIES

Weasler®

Tractor Yoke

Safety Slide-Lock

Stock Number	Dim "A" Bore	Price
101-6806	1 3/8"x6 Spl.	$109.05
101-6820	1 3/4"x20 Spl.	125.89
101-6821	1 3/8"x21 Spl.	109.05

Quick Disconnect

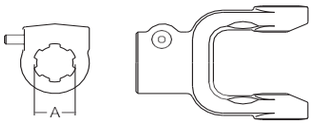

Stock Number	Dim "A" Bore	Price
102-6806	1 3/8"x6 Spl.	$127.14
102-6820	1 3/4"x20 Spl.	136.66
102-6821	1 3/8"x21 Spl.	127.14
102-6828	1 3/4"x6 Spl.	122.84

Ball Shear

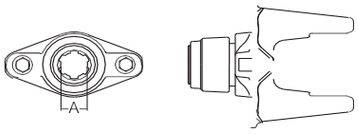

Stock Number	Dim "A" Bore	Shear Bolt	Price
104-6806	1 3/8"x6 Spl.	3/8"-16 Gr. 5	$212.16
104-6820	1 3/4"x20 Spl.	3/8"-16 Gr. 5	335.61
104-6821	1 /38"x21 Spl.	3/8"-16 Gr. 5	212.16

Spline Bore

With Pinhole

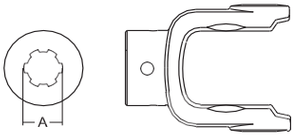

Stock Number	Dim "A" Bore	Price
801-6806	1 3/8"x6 Spl.	$63.57

Cross & Bearing Kit

Snap ring located in Yoke

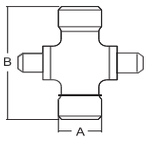

Stock Number	Dim "A" mm	in	Dim "B" mm	in	Price
200-6806	34.9	1 3/8" (1.38)	106.5	4 3/16" (4.19)	$53.34

Auto-Lok

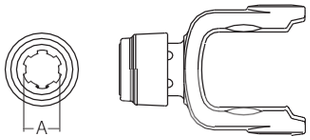

Stock Number	Dim "A" Bore	Price
110-6806	1 3/8"x6 Spl.	$140.16

Inner Profile Yoke

With Bearing Groove

(guard must rotate freely on yoke)

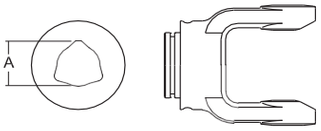

Stock Number	Dim "A" mm	in	Price
300-6645 (old series 8)	45.2	1 25/32" (1.78)	$86.16
300-6854	54.2	2 1/8" (2.13)	103.09

Outer profile Yoke

With Bearing Groove

(Guard must rotate freely on yoke)

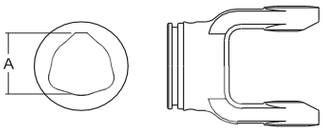

Stock Number	Dim "A" mm	in	Price
700-6863	63.0	2 31/64" (2.48)	$127.21

Clamp Yoke

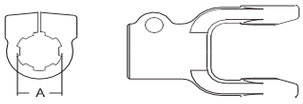

Stock Number	**Dim "A" Bore**	**Price**
807-6806	1 3/8"x6 Spl.	$86.96
807-6820	1 1/4"x20 Spl.	93.57
807-6821	1 3/8"x21 Spl.	102.34

ASK FOR QUANTITY DISCOUNT *Prices subject to change without notice.*

 © Baum Hydraulics Corporation

Roll Pin

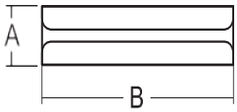

Stock Number	Dim "A" mm	in	Dim "B" mm	in	Price
508-0880	8.0	5/16" (.31)	80.0	3 5/32" (3.15)	$2.07
508-1280	12.0	15/32" (.47)	80.0	3 5/32" (39.37)	5.54

Implement Yoke Round Bore

With keyway & Set Screw

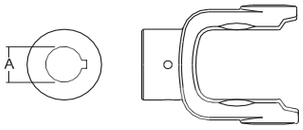

Stock Number	Dim "A" mm	in	Standard Keyway mm	in	Price
800-6822	35.0	1 3/8" (1.38)	8.0	5/16" (.31)	$100.52
800-6824	38.1	1 1/2" (1.50)	9.5	3/8" (.37)	132.21
800-6828	44.5	1 3/4" (1.75)	9.5	3/8" (.37)	138.30
800-6832	50.8	2" (2.00)	12.7	1/2" (.5)	111.95

Guard

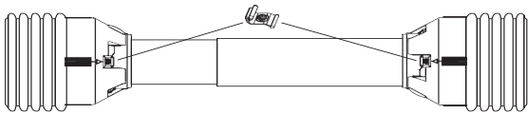

Stock Numebr	Overall Driveline Length	Price	Bearing Kit (2-per kit)	Price
900-4548	48"	$171.66	961-4589	$39.43
900-4560	60"	147.04	961-4589	39.43

Assembly instructions included with Guard.
Note: When installing Guards observe the following:
1) Install proper nylon bearing
2) Guards must rotate freely on yokes

Driveline

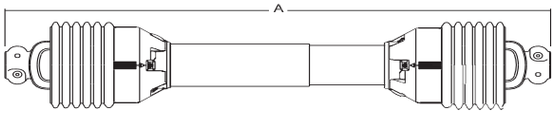

Stock Numebr	Overall Comp. Length Dim "A"	Tractor Yoke	Implement Yoke	Price
14006828	57"	1 3/8"x6 Spl. QD	1 3/4"Rd. w/3/8" Keyway	$333.79
14006846	46"	1 3/8"x6 Spl. QD	1 3/8"x6 Spl. QD	354.93
14006857	57"	1 3/8"x6 Spl. QD	1 3/8"x6 Spl. QD	Call
14046848	48"	1 3/8"x6 Spl. QD	*	400.29
14046860	60"	1 3/8"x6 Spl. QD	*	416.71
14066846	46	1 3/8"x21 Spl. QD	1 3/8"x21 Spl. QD	410.23
14406832	32"	1 3/8"x6 Spl. Safety Slide Lock	1 1/2"Rd. w/3/8" Keyway Shear Bolt Yoke	648.68

* Drivelines are furnished without Cross & Bearing Kit and Implement Yoke. Select kit and yoke as required.

Prices subject to change without notice. **ASK FOR QUANTITY DISCOUNT**

Metric 9 SERIES

Weasler®

Tractor Yoke

Safety Slide-Lock

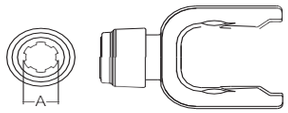

Stock Number	Dim "A" Bore	Price
101-6906	1 3/8"x6 Spl.	$109.79
101-6920	1 3/4"x20 Spl.	184.63
101-6921	1 3/8"x21 Spl.	141.25

Quick Disconnect

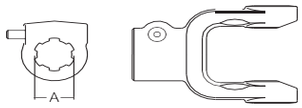

Stock Number	Dim "A" Bore	Price
102-6906	1 3/8"x6 Spl.	$92.80
102-6920	1 3/4"x20 Spl.	134.71
102-6921	1 3/8"x21 Spl.	63.38

Roll Pin

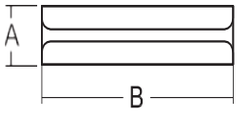

Stock Number	Dim "A" mm	in	Dim "B" mm	in	Price
508-1080	10.0	25/64"(.39)	80.0	3 5/32" (3.15)	$4.02
508-1280	12.0	15/32" (.47)	80.0	3 5/32" (3.15)	5.54

Implement Yoke Round Bore

With keyway & Set Screw

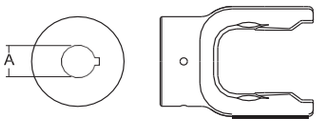

Stock Number	Dim "A" mm	in	Standard Keyway mm	in	Price
800-6922	35.0	1 3/8" (1.38)	8.0	5/16" (.31)	$94.95
800-6924	38.1	1 1/2" (1.50)	9.5	3/8" (.38)	111.96

Cross & Bearing Kit

Snap ring located in Yoke

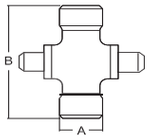

Stock Number	Dim "A" mm	in	Dim "B" mm	in	Price
200-6908	41.0	1 39/64" (1.61)	108	4 1/4" (4.25)	$71.91

Inner Profile Yoke

With Bearing Groove
(guard must rotate freely on yoke)

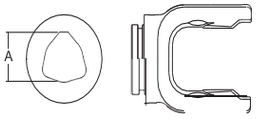

Stock Number	Dim "A" mm	in	Price
300-6954	54.2	2 1/8" (2.13)	$61.88

Outer profile Yoke

With Bearing Groove
(Guard must rotate freely on yoke)

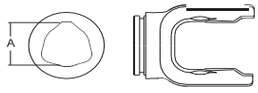

Stock Number	Dim "A" mm	in	Price
700-6963	63.0	2 31/64" (2.48)	$94.89

Guard

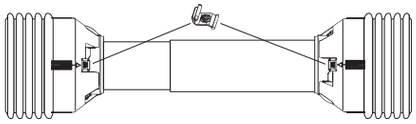

Stock Numebr	Overall Driveline Length	Price	Bearing Kit (2-per kit)	Price
900-4548	48"	$171.66	961-4589	$39.43
900-4560	60"	147.04	961-4589	39.43

Assembly instructions included with Guard.
Note: When installing Guards observe the following:
1) Install proper nylon bearing
2) Guards must rotate freely on yokes

Driveline

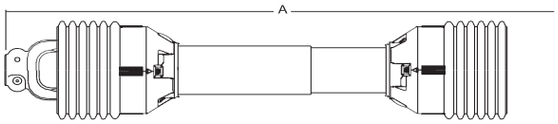

Stock Numebr	Overall Comp. Length Dim "A"	Tractor Yoke	Implement Yoke	Price
14046948	48"	1 3/8"x6 Spl. QD	*	Call
14046960	60"	1 3/8"x6 Spl. QD	*	Call

* Drivelines are furnished without Cross & Bearing Kit and Implement Yoke. Select kit and yoke as required.

ASK FOR QUANTITY DISCOUNT *Prices subject to change without notice.*

 © Baum Hydraulics Corporation

Tractor Yoke

Safety Slide-Lock

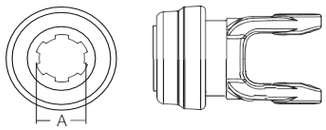

Stock Number	Dim "A" Bore	Price
101-7106	1 3/8"x6 Spl.	$41.57
101-7121	1 3/8"x21 Spl.	49.13

Quick Disconnect

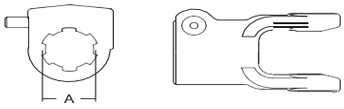

Stock Number	Dim "A" Bore	Price
102-7106	1 3/8"x6 Spl.	$37.70
102-7121	1 3/8"x21 Spl.	30.82

Implement Yoke Round Bore

With keyway & Set Screw

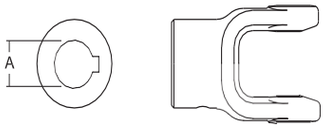

Stock Number	Dim "A" mm	in	Standard Keyway mm	in	Price
800-7125	35.0	63/64" (.98)	8.0	5/16" (.31)	$33.13
800-7130	30.0	1 3/16" (1.18)	8.0	5 /16"(.31)	49.63

Cross & Bearing Kit

Snap ring located in Yoke

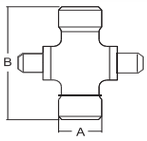

Stock Number	Dim "A" mm	in	Dim "B" mm	in	Price
200-7155	22.0	7/8" (.87)	54.8	2 5/32" (2.158)	$22.38

Inner Profile Yoke

With Bearing Groove
(guard must rotate freely on yoke)

Stock Number	Dim "A" mm	in	Price
300-7123	23.8	15/16" (.94)	$38.73

Outer profile Yoke

With Bearing Groove
(Guard must rotate freely on yoke)

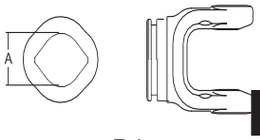

Stock Number	Dim "A" mm	in	Price
700-7130	30.0	1 3/16" (1.18)	$53.16

Shear Pin

With Pin Hole

Stock Number	Dim "A" mm	in	Price
802-7108	25.4	1" (1.00)	$28.00
802-7110	31.8	1 1/4" (1.25)	28.00
802-7125	25.0	63/64" (.98)	28.66
802-7130	30.0	1 3/16" (1.18)	33.80

Plastic Guard

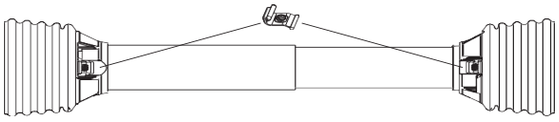

Stock Numebr	Overall Driveline Length	Price	Bearing Kit (2-per kit)	Price
900-2548	48"	$114.09	961-5005	$10.27
900-2560	60"	125.32	961-5005	10.27

Assembly instructions included with Guard.
Note: When installing Guards observe the following:
1) Install proper nylon bearing
2) Guards must rotate freely on yokes

Prices subject to change without notice. **ASK FOR QUANTITY DISCOUNT**

Metric 2200/200 SERIES

Weasler®

Tractor Yoke

Safety Slide-Lock

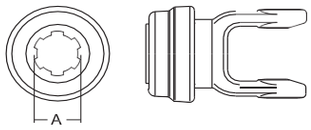

Stock Number	Dim "A" Bore	Price
101-8206	1 3/8"x6 Spl.	$56.86
101-8221	1 3/8"x21 Spl.	93.88

Cross & Bearing Kit

Snap ring located in Yoke

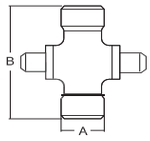

Stock Number	Dim "A" mm	in	Dim "B" mm	in	Price
200-8261	23.8	15/16(.94)	61.2	2 13/32" (2.41)	$24.04

Quick Disconnect

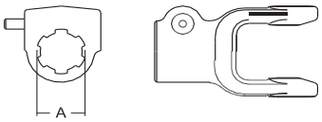

Stock Number	Dim "A" Bore	Price
102-8206	1 3/8"x6 Spl.	$52.52
102-8218	1 1/8"x6 Spl.	62.88
102-8221	1 3/8"x21 Spl.	54.73

Inner Profile Yoke

With Bearing Groove
(guard must rotate freely on yoke)

Stock Number	Dim "A" mm	in	Price
300-7234	34.5	1 23/64" (1.36)	$49.86

Roll Pin

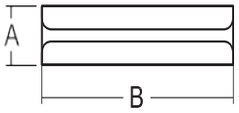

Stock Number	Dim "A" mm	in	Dim "B" mm	in	Price
508-1060	10.0	25/64"(.39)	80.0	2 23/64" (2.36)	$2.91

Outer profile Yoke

With Bearing Groove
(Guard must rotate freely on yoke)

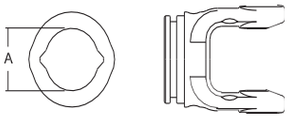

Stock Number	Dim "A" mm	in	Price
700-7241	41.3	1 5/8" (1.63)	$47.80

ASK FOR QUANTITY DISCOUNT *Prices subject to change without notice.*

 © Baum Hydraulics Corporation

Implement Yoke
Round Bore
With keyway & Set Screw

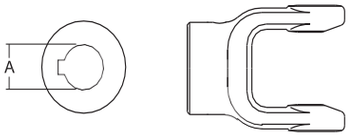

Stock Number	Dim "A" mm	in	Standard Keyway mm	in	Price
800-8225	25.0	63/64" (.98)	8.0	5/16" (.31)	$....
800-8208	25.4	1" (1.0)	6.4	1/4" (.25)	39.41
800-8230	30.0	1 3/16" (1.18)	8.0	5/16"(.31)	39.41
800-8210	31.8	1 1/4" (1.25)	6.4	1/4" (.25)	50.86
800-8211	34.9	1 3/8" (1.38)	8.0	5/16" (.31)	39.41
800-8218	28.6	1 1/8" (1.13)	6.4	1/4" (.25)	39.41
800-8220	31.8	1 1/4" (1.25)	8.0	5/16" (.31)	35.14

Shear Pin
With Pin Hole

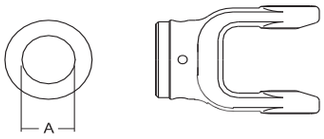

Stock Number	Dim "A" mm	in	Price
802-8220 (w/3/8" Pinhole)	31.8	1 1/4" (1.25)	$42.52
802-8222 (w/1/2" Pinhole)	35.0	1 3/8" (1.38)	40.52
802-8225 (w/5/16" Pinhole)	25.0	63/64" (.98)	36.13
802-8230 (w/25/64" Pinhole)	30.0	1 3/16" (1.18)	36.13

Plastic Guard

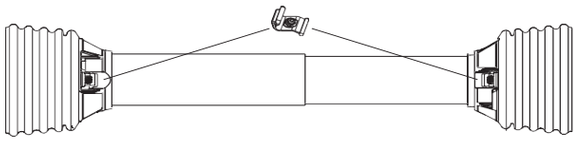

Stock Numebr	Overall Driveline Length	Price	Bearing Kit (2-per kit)	Price
900-2548	48"	$114.09	961-0251	$25.00
900-2560	60"	125.32	961-0251	25.00

Assembly instructions included with Guard.
Note: When installing Guards observe the following:
1) Install proper nylon bearing
2) Guards must rotate freely on yokes

Prices subject to change without notice. **ASK FOR QUANTITY DISCOUNT**

Metric I SERIES

Weasler®

Tractor Yoke

Safety Slide-Lock

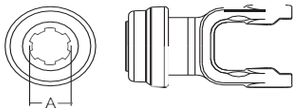

Stock Number	Dim "A" Bore	Price
101-8306	1 3/8"x6 Spl.	$53.59
101-8321	1 3/8"x21 Spl.	72.66

Cross & Bearing Kit

Snap ring located in Yoke

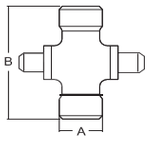

Stock Number	Dim "A" mm	in	Dim "B" mm	in	Price
200-8370	27.0	1 1/16" (1.06)	70.0	2 3/4" (2.76)	$31.30

Quick Disconnect

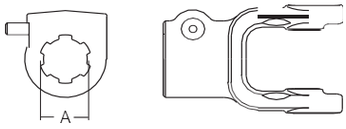

Stock Number	Dim "A" Bore	Price
102-8306	1 3/8"x6 Spl.	$55.82
102-8321	1 1/8"x21 Spl.	....

Inner Profile Yoke

With Bearing Groove
(guard must rotate freely on yoke)

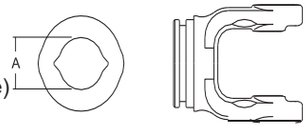

Stock Number	Dim "A" mm	in	Price
300-7334	34.5	1 23/64" (1.36)	$53.43

Roll Pin

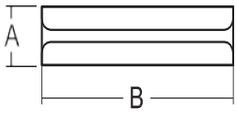

Stock Number	Dim "A" mm	in	Dim "B" mm	in	Price
508-1065	10.0	25/64"(.39)	65.0	2 9/16" (2.56)	$3.05

Outer profile Yoke

With Bearing Groove
(Guard must rotate freely on yoke)

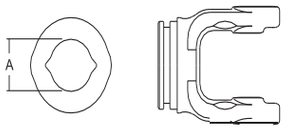

Stock Number	Dim "A" mm	in	Price
700-7341	41.3	1 5/8" (1.63)	$55.30

ASK FOR QUANTITY DISCOUNT *Prices subject to change without notice.*

 © Baum Hydraulics Corporation

Implement Yoke
Round Bore
With keyway & Set Screw

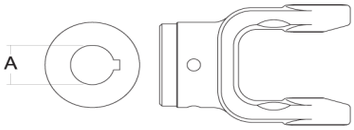

Stock Number	Dim "A" mm	in	Standard Keyway mm	in	Price
800-8325	25.0	63/64" (.98)	8.0	5/16" (.31)	$39.41
800-8330	30.0	1 3/16" (1.18)	8.0	5/16" (.31)	57.02
800-8310	31.8	1 1/4" (1.25)	6.4	1/4" (.25)	57.02
800-8311	34.9	1 3/8" (1.37)	8.0	5/16" (.31)	44.18

Shear Pin
With Pin Hole

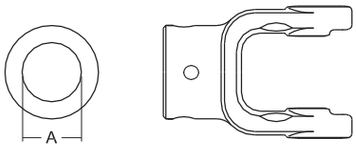

Stock Number	Dim "A" mm	in	Price
802-8310	31.8	1 1/4" (1.25)	$40.68
802-8325	25.0	63/64" (.98)	36.89
802-8330	30.0	1 3/16" (1.18)	36.89
802-8335	35.0	1 3/8" (1.38)	44.27

Plastic Guard

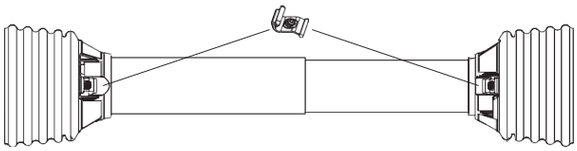

Stock Numebr	Overall Driveline Length	Price	Bearing Kit (2-per kit)	Price
900-2548	48"	$114.09	961.0251	$25.00
900-2560	60"	125.32	961-0251	25.00

Assembly instructions included with Guard.
Note: When installing Guards observe the following:
1) Install proper nylon bearing
2) Guards must rotate freely on yokes

Metric 2300/210 SERIES

Weasler®

Tractor Yoke

Safety Slide-Lock

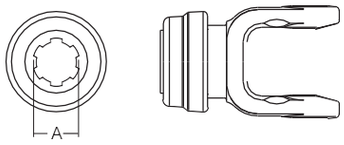

Stock Number	Dim "A" Bore	Price
101-8406	1 3/8"x6 Spl.	$72.32
101-8421	1 3/8"x21 Spl.	63.91

Quick Disconnect

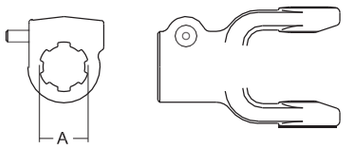

Stock Number	Dim "A" Bore	Price
102-8406	1 3/8"x6 Spl.	$58.84
102-8418	1 1/8" Hex	72.63
102-8421	1 3/8"x21 Spl.	72.63

Roll Pin

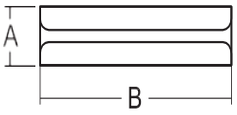

Stock Number	Dim "A" mm	in	Dim "B" mm	in	Price
508-1065	10.0	25/64"(.39)	65.0	2 9/16" (2.56)	$3.05

Cross & Bearing Kit

Snap ring located in Yoke

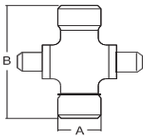

Stock Number	Dim "A" mm	in	Dim "B" mm	in	Price
200-8474	27.0	1 1/16" (1.06)	74.6	2 15/16" (2.94)	$31.39

Inner Profile Yoke

With Bearing Groove
(guard must rotate freely on yoke)

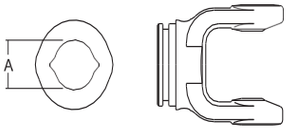

Stock Number	Dim "A" mm	in	Price
300-7434	34.5	1 11/32" (1.36)	$62.04
300-7439	39.5	1 9/16" (1.56)	48.57

Ball Shear

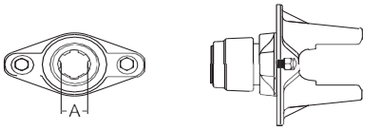

Stock Number	Dim "A" Bore	Shear Bolt	Price
104-8406	1 3/8"x6 Spl.	3/8"-16 Gr. 5	$223.09
104-8420	1 3/4"x20 Spl.	3/8"-16 Gr. 5	256.25
104-8421	1 /38"x21 Spl.	3/8"-16 Gr. 5	278.16

Outer profile Yoke

With Bearing Groove
(Guard must rotate freely on yoke)

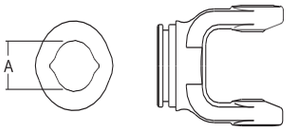

Stock Number	Dim "A" mm	in	Price
700-7441	41.3	1 5/8" (1.63)	$62.04
701-7448*	48.0	1 57/64" (1.89)	136.55

* Uses 902-3548 Guard & 961-3525 Bearing Kit

ASK FOR QUANTITY DISCOUNT *Prices subject to change without notice.*

 © Baum Hydraulics Corporation

Implement Yoke
Round Bore
With keyway & Set Screw

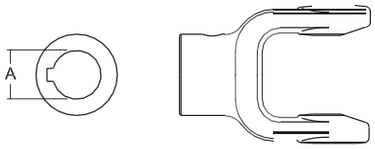

Stock Number	Dim "A" mm	in	Standard Keyway mm	in	Price
800-8430	30.0	1 3/16" (1.18)	8.0	5/16" (.31)	$42.30
800-8410	31.8	1 1/4" (1.25)	6.4	1/4" (.25)	48.63
800-8411	34.9	1 3/8" (1.38)	8.0	5/16" (3.1)	46.39
800-8424	38.1	1 1/2" (1.50)	9.5	3/8" (.38)	67.02
800-8435	35.0	1 3/8" (1.38)	10.0	25/64" (.39)	39.34

Shear Pin
With Pin Hole

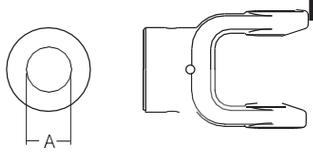

Stock Number	Dim "A" mm	in	Price
802-8420	31.8	1 1/4" (1.25)	$40.21
802-8430	30.0	1 3/16" (1.18)	40.25
802-8435	35.0	1 3/8" (1.38)	54.63

Guard

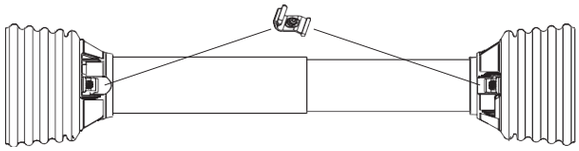

Stock Numebr	Overall Driveline Length	Price	Bearing Kit (2-per kit)	Price
900-2548	48"	$114.09	961-0251	$25.00
900-2560	60"	125.32	961-0251	25.00

Assembly instructions included with Guard.
Note: When installing Guards observe the following:
1) Install proper nylon bearing
2) Guards must rotate freely on yokes

Prices subject to change without notice. **ASK FOR QUANTITY DISCOUNT**

Metric 2400 SERIES

Weasler®

Tractor Yoke

Safety Slide-Lock

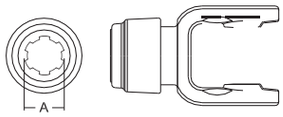

Stock Number	Dim "A" Bore	Price
101-7606	1 3/8"x6 Spl.	$112.59
101-7618	1 1/8" Hex	97.45
101-7620	1 3/8"x20 Spl.	138.46
101-7621	1 3/8"x21 Spl.	129.61

Quick Disconnect

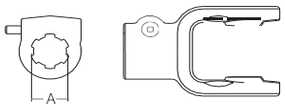

Stock Number	Dim "A" Bore	Price
102-7606	1 3/8"x6 Spl.	$90.39
102-7620	1 3/4"x20 Spl.	109.25
102-7621	1 3/8"x21 Spl.	93.84

Roll Pin

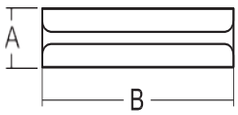

Stock Number	Dim "A" mm	in	Dim "B" mm	in	Price
508-1075	10.0	25/64"(.39)	75.0	2 61/64" (2.95)	$3.84

Outer Profile Yoke

With Bearing Grove
(Guard must rotate freely on yoke)

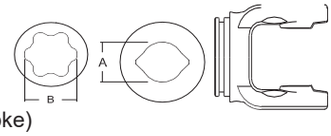

Stock Number	Dim "A" mm	in	Dim "B" mm	in	Price
700-7648	48.0	1 7/8"(1.89)			$90.45
700-7661			61.0	2 13/32" (2.40)	93.61

Cross & Bearing Kit

Snap ring located in Yoke

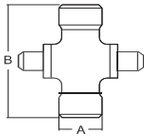

Stock Number	Dim "A" mm	in	Dim "B" mm	in	Price
200-7676	32.0	1 1/4" (1.26)	76.0	3" (3.00)	$51.21

Ball Shear

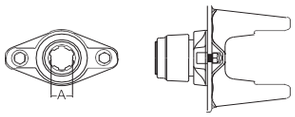

Stock Number	Dim "A" Bore	Shear Bolt	Price
104-7606	1 3/8"x6 Spl.	3/8"-16 Gr. 5	$223.09
104-7620	1 3/4"x20 Spl.	3/8"-16 Gr. 5	228.52
104-7621	1 /38"x21 Spl.	3/8"-16 Gr. 5	278.16

Inner Profile Yoke

With Bearing Grove
(Guard must rotate freely on yoke)

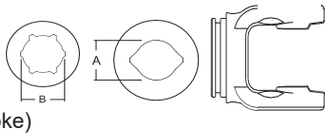

Stock Number	Dim "A" mm	in	Dim "B" mm	in	Price
300-7639 (Lemon)	39.5	1 9/16" (1.56)			$90.45
300-7651 (Star)			51.4	2 1/64" (2.02)	90.45

Shear Pin
With Pin Hole

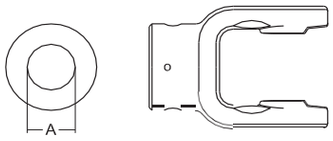

Stock Number	Dim "A" mm	in	Price
802-7611 (1/2"pinhole)	35.0	1 3/8" (1.38)	$60.09
802-7630 (10-mm pinhole)	30.0	1 3/16" (1.18)	Call
802-7640 (13-mm pinhole)	40.0	1 37/64" (1.57)	70.02

ASK FOR QUANTITY DISCOUNT *Prices subject to change without notice.*

 © Baum Hydraulics Corporation

Implement Yoke
Round Bore
With keyway & Set Screw

Stock Number	Dim "A" mm	in	Standard Keyway mm	in	Price
800-7610	31.8	1 1/4" (1.25)	6.4	1/4" (.25)	$101.30
800-7611	34.9	1 3/8" (1.38)	8.0	5/16" (.31)	97.88
800-7635	35.0	1 3/8" (1.38)	10.0	25/64" (.39)	76.70
800-7640	40.0	1 37/64" (1.57)	12.0	15/32" (.47)	77.50

Clamp Yoke

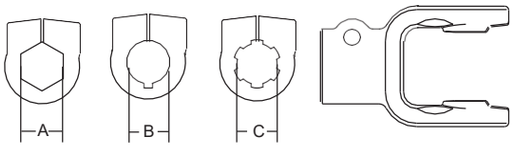

Stock Number	Dim "A" Bore	Dim "B" Bore	Dim "C" Bore	Price
807-7606	48.0	1 7/8"(1.89)	1 3/8"x6 Spl. (1.38)	$114.50
807-7618	1 1/8" Hex (1.12)			126.20
807-7620			1 3/4"x20 Spl. (1.75)	116.30
807-7621			1 3/8"x21 Spl (1.38)	110.63
807-7622		1 3/8" Rd. Bore (1.38)		79.13

Guard

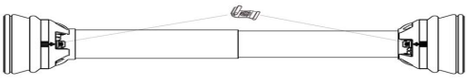

Stock Numebr	Overall Driveline Length	Price	Bearing Kit (2-per kit)	Price
902-3548	48"	$137.29	961-3525	$30.61
902-3560	60"	156.45	961-3525	30.61

Assembly instructions included with Guard.
Note: When installing Guards observe the following:
1) Install proper nylon bearing
2) Guards must rotate freely on yokes

Driveline

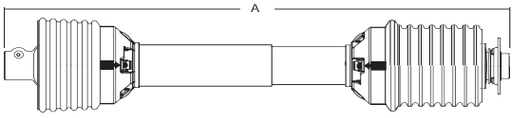

Stock Numebr	Overall Comp. Length Dim "A"	Tractor Yoke	Implement Yoke	Price
14007631	31"	1 3/8"x21 Spl. Safety Slide Lock	1 1/8"Hex Clamp	$393.36
14007633	33"	1 1/8" Hex Safety Slide Lock	1 1/8" Hex Clamp	334.34
14007635	35"	1 3/8"x21 Spl. Safety Slide Lock	1 1/8" Hex Clamp	471.21
14007640	40"	1 3/8"x6 Spl. QD	1 3/8"x6 Spl. QD	287.89
14307645	45"	1 3/8"x6 Spl. QD	1 3/8"x6 Spl. w/Overrunning Clutch	Call

* Drivelines are furnished without Cross & Bearing Kit and Implement Yoke. Select kit and yoke as required.

Prices subject to change without notice. **ASK FOR QUANTITY DISCOUNT**

Metric 2500 SERIES

Weasler®

Tractor Yoke

Safety Slide-Lock

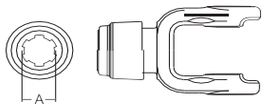

Stock Number	Dim "A" Bore	Price
101-7906	1 3/8"x6 Spl.	$106.84
101-7920	1 3/4"x20 Spl.	89.43
101-7921	1 3/8"x21 Spl.	97.04

Quick Disconnect

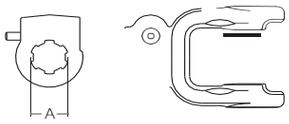

Stock Number	Dim "A" Bore	Price
102-7906	1 3/8"x6 Spl.	$94.73
102-7920	1 3/4"x20 Spl.	127.14
102-7921	1 3/8"x21 Spl.	100.36

Roll Pin

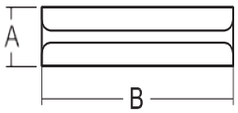

Stock Number	Dim "A" mm	in	Dim "B" mm	in	Price
508-1090	10.0	25/64"(.39)	90.	3 35/64" (3.54)	$4.02

Outer Profile Yoke

With Bearing Grove
(Guard must rotate freely on yoke)

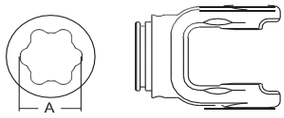

Stock Number	Dim "A" mm	in	Price
700-7961	61.0	2 13/32" (.2.40)	$95.82

Cross & Bearing Kit

Snap ring located in Yoke

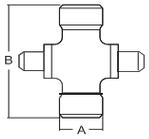

Stock Number	Dim "A" mm	in	Dim "B" mm	in	Price
200-7989	36.0	1 27/64" (1.42)	88.8	3 1/2" (3.50)	53.34

Ball Shear

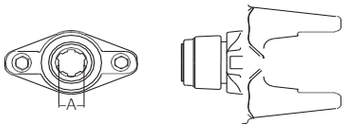

Stock Number	Dim "A" Bore	Shear Bolt	Price
104-7906	1 3/8"x6 Spl.	3/8"-16 Gr. 5	$205.84
104-7920	1 3/4"x20 Spl.	3/8"-16 Gr. 5	329.14
104-7921	1 /38"x21 Spl.	3/8"-16 Gr. 5	287.82

Inner Profile Yoke

With Bearing Grove
(Guard must rotate freely on yoke)

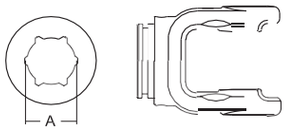

Stock Number	Dim "A" mm	in	Price
300-7951	51.4	2 1/64" (2.02)	$95.82

Shear Pin
With Pin Hole

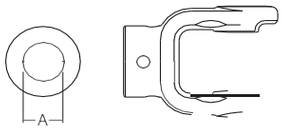

Stock Number	Dim "A" mm	in	Price
802-7922	35.0	1 3/8" (1.38)	$108.48
802-7924	38.1	1 1/2" (1.50)	160.89

Auto-Lok

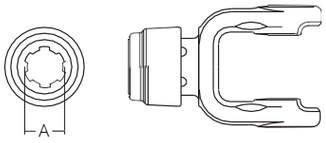

Stock Number	Dim "A" Bore	Price
110-7906	1 3/8"x6 Spl.	Call

ASK FOR QUANTITY DISCOUNT *Prices subject to change without notice.*

 © Baum Hydraulics Corporation

Spline Bore
With Pinhole

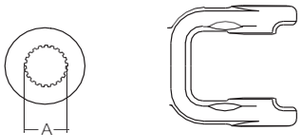

Stock Number	Dim "A" Bore	Price
801-7921	1 3/8"x21 Spl.	$88.88

Clamp Yoke

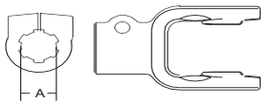

Stock Number	Dim "A" Bore	Price
807-7906	1 3/8"x6 Spl.	$86.96
807-7918	1 3/4"x6 Spl.	93.09
807-7920	1 3/4"x20 Spl.	130.84
807-7921	1 3/8"x21 Spl.	112.05

Implement Yoke
Round Bore
With keyway & Set Screw

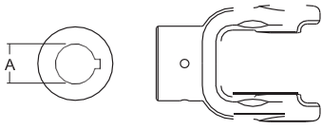

Stock Number	Dim "A" mm	in	Standard Keyway mm	in	Price
800-7922	35.0	1 3/8" (1.38)	8.0	5/16" (.31)	$134.07
800-7924	38.1	1 1/2" (1.50)	9.5	3/8" (.37)	113.27
800-7928	44.4	1 3/4" (1.75)	10	3/8" (.37)	184.93
800-7935	35.0	1 3/8" (1.38)	10	25/64" (.39)	119.55

Guard

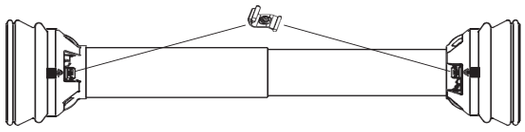

Stock Numebr	Overall Driveline Length	Price	Bearing Kit (2-per kit)	Price
902-3548	48"	$137.29	961-3525	$30.61
902-3560	60"	156.45	961-3525	30.61

Assembly instructions included with Guard.
Note: When installing Guards observe the following:
1) Install proper nylon bearing
2) Guards must rotate freely on yokes

Driveline

Stock Numebr	Overall Comp. Length Dim "A"	Tractor Yoke	Implement Yoke	Price
14007936	36"	1 3/8"x6 Spl. QD	1 3/8"x6 Spl. QD	$509.54
14007940	40"	1 3/8"x6 Spl. QD	1 3/8"x6 Spl. QD	516.52
14007955	55"	1 3/4"x20 Spl. QD	1 3/8"x21 Spl. w/Pinhole	595.41
14007957	57"	1 3/8"x6 Spl. QD	1 3/8"x6 Spl. QD	456.09

* Drivelines are furnished without Cross & Bearing Kit and Implement Yoke. Select kit and yoke as required.

Prices subject to change without notice. **ASK FOR QUANTITY DISCOUNT**

Metric 2600 SERIES

Weasler®

Tractor Yoke

Safety Slide-Lock

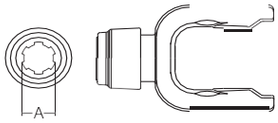

Stock Number	Dim "A" Bore	Price
101-7020	1 3/4"x20 Spl.	162.64
101-7021	1 3/8"x21 Spl.	145.25

Quick Disconnect

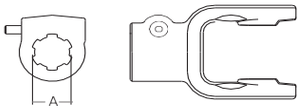

Stock Number	Dim "A" Bore	Price
102-7006	1 3/8"x6	$106.64
102-7020	1 3/4"x20	170.52
102-7021	1 3/8"x21	118.46

Roll Pin

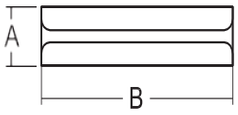

Stock Number	Dim "A" mm	in	Dim "B" mm	in	Price
508-1310	13.0	1/2"(.50)	100.0	3 15/16" (3.69)	$9.11

Cross & Bearing Kit

Snap ring located in Yoke

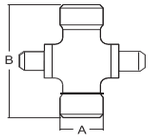

Stock Number	Dim "A" mm	in	Dim "B" mm	in	Price
200-7004	42.0	1 21/32" (1.65)	104.0	4 3/32" (4.09)	$139.21

Inner Profile Yoke

With Bearing Grove
(Guard must rotate freely on yoke)

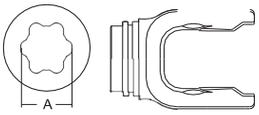

Stock Number	Dim "A" mm	in	Price
300-7061	61.0	2 13/32" (2.40)	$108.11

Outer Profile Yoke

With Bearing Grove
(Guard must rotate freely on yoke)

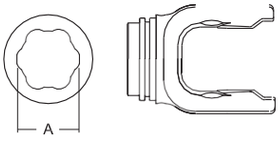

Stock Number	Dim "A" mm	in	Price
700-7071	71.7	2 53/64" (2.82)	$106.79

Implement Yoke Round Bore

With keyway & Set Screw

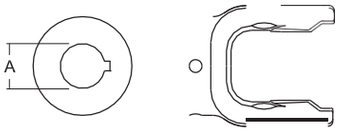

Stock Number	Dim "A" mm	in	Standard Keyway mm	in	Price
800-7024	38.1	1 1/2" (1.50)	9.5	3/8" (.37)	$100.55
800-7026	41.3	1 5/8" (1.63)	9.5	3/8" (.37)	100.55
800-7028	44.5	1 3/4" (1.75)	9.5	3/8" (.37)	129.36
800-7032	50.8	2" (2.00)	12.7	1/2" (.50)	129.66

Guard

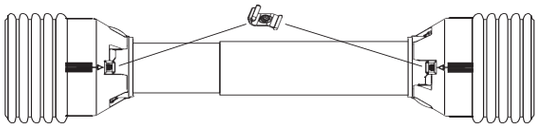

Stock Numebr	Overall Driveline Length	Price	Bearing Kit (2-per kit)	Price
900-4548	48"	$171.66	961-4535	$27.52
900-4560	60"	147.04	961-4535	27.52

Assembly instructions included with Guard.
Note: When installing Guards observe the following:
1) Install proper nylon bearing
2) Guards must rotate freely on yokes

ASK FOR QUANTITY DISCOUNT *Prices subject to change without notice.*

 © Baum Hydraulics Corporation

NORTH AMERICAN SECTION

80° CV Catagory 3

UNEQUAL ARM

Tractor Yoke Auto-Lok
Repair Kit #13004000

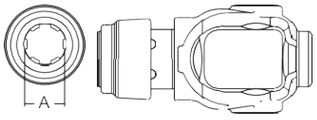

Stock Number	Dim "A" Bore	Price
111-1406	1 3/8"x6 Spl.	$234.23
111-1421	1 3/8"x21 Spl.	Call

Cross & Bearing Kit
(R-Kit)

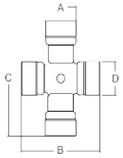

Stock Number	Dim "A"	Dim "B"	Dim "C"	Dim "D"	Price
200-1430	1 1/8"	2 5/8"	4 1/4"	1 1/8"	$88.71

Extended Lubrication Cross & Bearing Kit
(E-Kit)

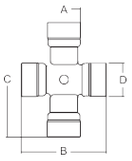

Stock Number	Dim "A"	Dim "B"	Dim "C"	Dim "D"	Price
201-1430	1 1/8"	2 5/8"	4 1/4"	1 1/8"	$80.39

Center Housing

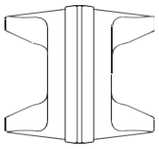

Stock Number	Price
550-1430 No Longer Available in Unequal Arm	$246.32
Order replacement Joint & Shaft Assembly Part #15553800 or 15653800	

Yoke & Shaft

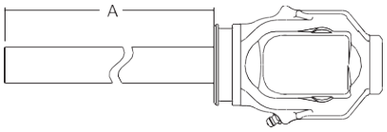

Stock Number	Price
10101400 No longer available in Unequal Arm	
Order replacement Joint & Shaft Assembly Part #15553800 or 15653800	$840.04

EQUAL ARM

Tractor Yoke Auto-Lok
Repair Kit #13004000

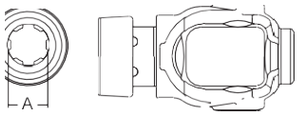

Stock Number	Dim "A" Bore	Price
121-1406	1 3/8"x6 Spl.	Call
121-1421	1 3/8"x21 Spl.	Call

Cross & Bearing Kit
(R-Kit)

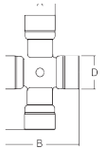

Stock Number	Dim "A" mm	Dim "B" mm	Price
203-0310	27mm (1.07")	81.78mm (3.22")	$33.86

Extended Lubrication Cross & Bearing Kit
(E-Kit)

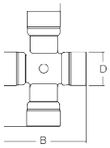

Stock Number	Dim "A"	Dim "B"	Price
204-0310	27mm" (1.07")	81.78mm (3.22")	$45.04

Center Housing

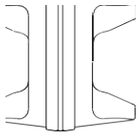

Stock Number	Price
515-1430	$246.32

Yoke & Shaft

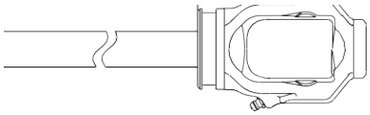

Stock Number	Shaft Size	Dim "A" Shaft Length	Price
10103800	1"x1 1/8" Rect.	27"	$263.02

Prices subject to change without notice. **ASK FOR QUANTITY DISCOUNT**

NORTH AMERICAN SECTION

80° CV Catagory 3

UNEQUAL ARM

Yoke, Tube & Sleeve Assembly

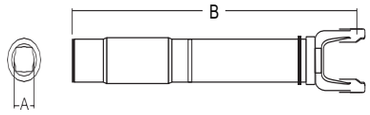

Stock Number	Dim "A" Bore	Overall Driveline Length	Dim "B" *CL to end of sleeve	Price
11101448	1"x1/8" Rect.	48"	31.63"	$87.39

*CL = Centerline

Yoke, Tube & Sleeve Assembly W/Guard

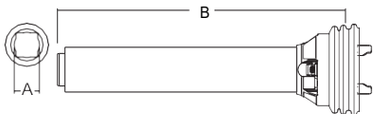

Stock Number	Dim "A" Bore	Overall Driveline Length	Dim "B" *CL to end of sleeve	Price
17501448	1"x1/8" Rect.	48"	31.63"	$128.04

*CL = Centerline

Joint & Shaft

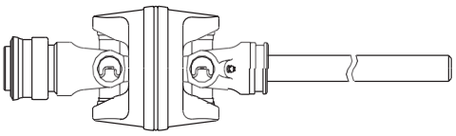

Stock Number
15501406 No Longer Available in Unequal Arm Use part # 15553800
15601421 No Longer Available in Unequal Arn, Use part # 15653800

Joint & Shaft W/Guard

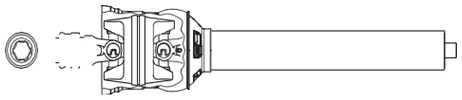

Stock Number
15501406 No Longer Available in Unequal Arm Use part # 15553800
15601421 No Longer Available in Unequal Arn, Use part # 15653800

EQUAL ARM

Yoke, Tube & Sleeve Assembly

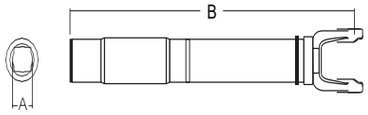

Stock Number	Dim "A" Bore	Overall Driveline Length	Dim "B" *CL to end of sleeve	Price
11101448	1"x1/8" Rect.	48"	31.63"	$87.39

*CL = Centerline

Yoke, Tube & Sleeve Assembly W/Guard

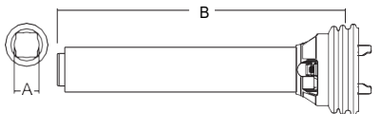

Stock Number	Dim "A" Bore	Overall Driveline Length	Dim "B" *CL to end of sleeve	Price
17501448	1"x1/8" Rect.	48"	31.63"	$128.04

*CL = Centerline

Joint & Shaft

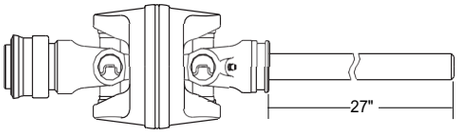

Stock Number	Shaft Size	Shaft Length	Tractor Yoke	Price
15553800	1"x1 1/8" Rect.	27"	1 3/8"x6 Spl.	$840.04
15653800	1"x1 1/8" Rect.	27"	1 3/8"x21 Spl.	586.59

Joint & Shaft W/Guard

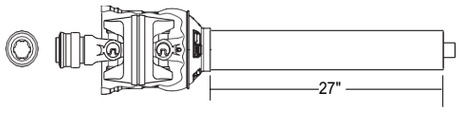

Stock Number	Shaft Size	Shaft Length	Tractor Yoke	Price
19553800	1"x1 1/8" Rect.	27"	1 3/8"x6 Spl.	$818.88
19653800	1"x1 1/8" Rect.	27"	1 3/8"x21 Spl.	695.80

ASK FOR QUANTITY DISCOUNT *Prices subject to change without notice.*

 © Baum Hydraulics Corporation

NORTH AMERICAN SECTION

80° CV Catagory 3

UNEQUAL ARM

Guard
Bearings supplied with Guard

Stock Number	Overall Driveline Length	Bearing Kit (2 per kit)	Price
912-1448	48”	921-1400	$220.05
912-1458	58”	921-1400	217.88
912-1467	67”	921-1400	190.82

Assembly instructions included with guard
Note: When installing guards observe the following:
1) Install proper nylon bearing
2) Guards must rotate freely on yokes.

Easy Lock Replacement Kit

Stock Number
13005000 (4 per kit)

Drivelines

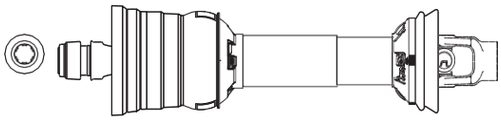

Stock Number
14501448 No Longer Available in Unequal Arm Use part # 14553848
14501458 Obsolete
14501467 Obsolete
14601448 No Longer Available in Unequal Arm Use part #14653848
14601458 Obsolete
14601467 Obsolete

EQUAL ARM

Guard
Bearings supplied with Guard

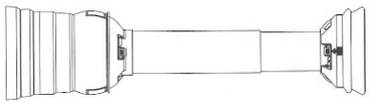

Stock Number	Overall Driveline Length	Bearing Kit (2 per kit)	Price
912-1448	48”	921-1400	$220.05
912-1458	58”	921-1400	217.88
912-1467	67”	921-1400	190.82

Assembly instructions included with guard
Note: When installing guards observe the following:
1) Install proper nylon bearing
2) Guards must rotate freely on yokes.

Easy Lock Replacement Kit

Stock Number
13005000 (4 per kit)

Drivelines

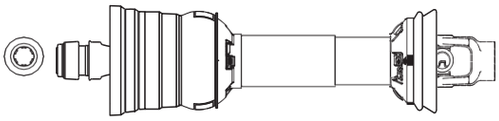

Stock Number	Dim “A” Overall Com. Length	Mac Overall Ext. Length	Tractor Yoke	Price
14553848*	48”	66	1 3/8”x6Spl. Al	$869.61
14653848*	48”	66	1 3/8”X21Spl. Al	1122.25

*Order implement yoke and croos & bearing kit seperately as required

NORTH AMERICAN SECTION

80° CV Catagory 4

UNEQUAL ARM

Tractor Yoke Auto-Lok
Repair Kit #13004000

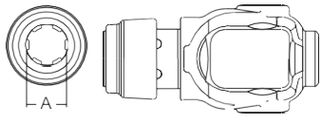

Stock Number	Dim "A" Bore	Price
113-3506	1 3/8"x6 Spl.	$251.66
113-3520	1 3/4"x20 Spl.	322.89
113-3521	1 3/8"x21 Spl.	324.32

Cross & Bearing Kit
(R-Kit)

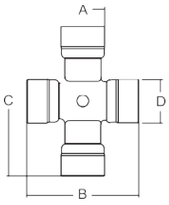

Stock Number	Dim "A"	Dim "B"	Dim "C"	Dim "D"	Price
200-3540	1 1/8"	3 7/32"	4 1/4"	1 1/4"	$140.25

Extended Lubrication Cross & Bearing Kit
(E-Kit)

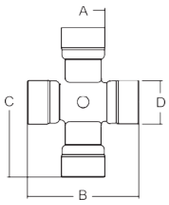

Stock Number	Dim "A"	Dim "B"	Dim "C"	Dim "D"	Price
201-3540	1 1/8"	3 7/32"	4 1/4"	1 1/4"	Call

EQUAL ARM

Tractor Yoke Auto-Lok
Repair Kit #13004000

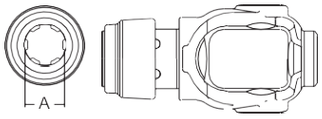

Stock Number	Dim "A" Bore	Price
111-8606	1 3/8"x6 Spl.	$251.66
111-8620	1 3/4"x20 Spl.	402.61
111-8621	1 3/8"x21 Spl.	366.34

Cross & Bearing Kit
(R-Kit)

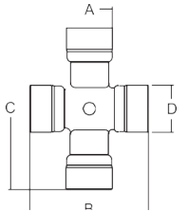

Stock Number	Dim "A" mm	Dim "B" mm	Price
203-8692	30.22mm (1.19")	92.0mm (3.63")	$56.13

Extended Lubrication Cross & Bearing Kit
(E-Kit)

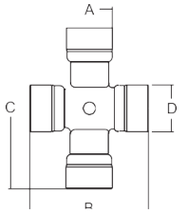

Stock Number	Dim "A"	Dim "B"	Price
204-8692	30.22mm (1.19")	92.0mm (3.63")	$77.38

ASK FOR QUANTITY DISCOUNT ***Prices subject to change without notice.***

BAUM HYDRAULICS CORPORATION
1-800-228-9222 / e-mail: sales@baumhydraulics.com
Fax: 1-800-832-2522 / www.baumhydraulics.com / © Baum Hydraulics Corporation

NORTH AMERICAN SECTION

80° CV Catagory 4

UNEQUAL ARM

Center Housing

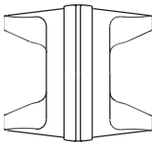

Stock Number
550-3540 No Longer Available in Unequal Arm
Order replacement Joint & Shaft Assrmbly part# 15558600, 15658600 or 15758600

Yoke & Shaft

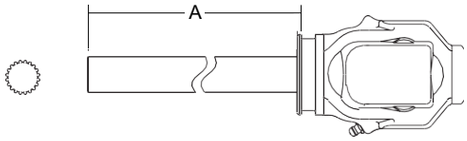

Stock Number	Shaft Size	Major Dim.	Dim "A" Shaft Length	Price
10103501	1 5/16"x20 Spl.	1.3801/1.375	27"	$353.18

Yoke, Tube & Sleeve Assembly

Stock Number	Dim "A" Bore	Overall Driveline Length	Dim "B" *CL to end of sleeve	Price
11113548	1 5/16"x20 Spl.	48"	32"	$228.89
11113558	1 5/16"x20 Spl.	58"	41.63"	166.20

Joint & Shaft

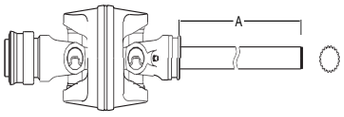

Stock Number
15503540 No Longer Available in Unequal Arm, Use part # 15558600
15603540 No Longer Available in Unequal Arn, Use part # 15658600
15703540 No Longer Available in Unequal Arm, Use part # 15758600

EQUAL ARM

Center Housing

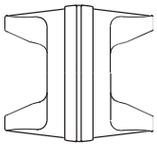

Stock Number	Price
515-8600	$530.68

Yoke & Shaft

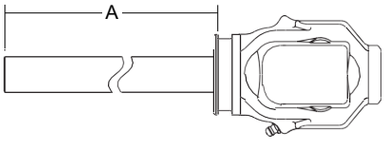

Stock Number	Shaft Size	Major Dim.	Dim "A" Shaft Length	Price
10108600	1 5/16"x20 Spl.	1.3801/1.375	27"	$477.68

Yoke, Tube & Sleeve Assembly

Stock Number	Dim "A" Bore	Overall Driveline Length	Dim "B" *CL to end of sleeve	Price
11113548	1 5/16"x20 Spl.	48"	32"	$228.89
11113558	1 5/16"x20 Spl.	58"	41.63"	166.20

Joint & Shaft

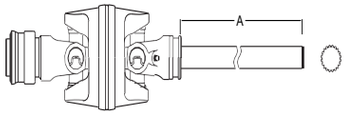

Stock Number	Shaft Size	Shaft Length	Tractor Yoke	Price
15558600	1 5/16"x20 Spl.	27"	1 3/8"x6 Spl.	$904.13
15658600	1 5/16"x20 Spl.	27"	1 3/8"x21 Spl.	909.04
15758600	1 5/16"x20 Spl.	27"	1 3/4"x20 Spl.	889.59

Prices subject to change without notice. **ASK FOR QUANTITY DISCOUNT**

NORTH AMERICAN SECTION

80° CV Catagory 4

UNEQUAL ARM

EQUAL ARM

Yoke, Tube & Sleeve Assembly W/Guard

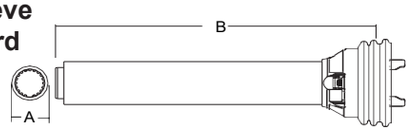

Stock Number	Dim "A" Bore	Overall Driveline Length	Dim "B" *CL to end of sleeve	Price
17513548	1 5/16"x20 Spl.	48"	32"	$180.89
17513558	1 5/16"x20 Spl.	58"	41.63"	190.39

*CL = Centerline

Yoke, Tube & Sleeve Assembly W/Guard

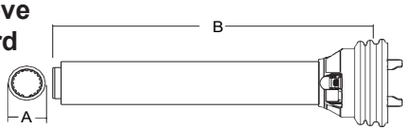

Stock Number	Dim "A" Bore	Overall Driveline Length	Dim "B" *CL to end of sleeve	Price
17513548	1 5/16"x20 Spl.	48"	32"	$180.89
17513558	1 5/16"x20 Spl.	58"	41.63"	190.39

*CL = Centerline

Joint & Shaft W/Guard

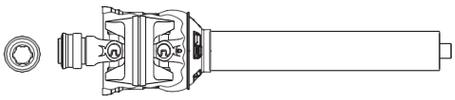

Stock Number
19503540 No Longer Available in Unequal Arm Use part # 19558600
19603540 No Longer Available in Unequal Arn, Use part # 19658600
19703540 No Longer Avilable in Unequal Arm, Use part # 19758600

Joint & Shaft W/Guard

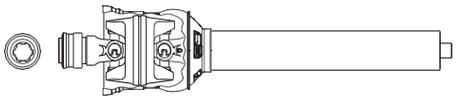

Stock Number	Shaft Size	Shaft Length	Tractor Yoke	Price
19558600	1 5/16"x20 Spl.	27.5"	1 3/8"x6 Spl.	$1040.16
19658600	1 5/16"x20 Spl.	27.5"	1 3/8"x21 Spl.	1047.21
19758600	1 5/16"x20 Spl.	27.5"	1 3/4"x20 Spl.	755.48

ASK FOR QUANTITY DISCOUNT *Prices subject to change without notice.*

BAUM HYDRAULICS CORPORATION
1-800-228-9222 / e-mail: sales@baumhydraulics.com
Fax: 1-800-832-2522 / www.baumhydraulics.com / © Baum Hydraulics Corporation

NORTH AMERICAN SECTION

80° CV Catagory 4

UNEQUAL ARM

Guard

Bearings supplied with Guard

Stock Number	Overall Driveline Length	Bearing Kit (2 per kit)	Price
912-1448	48”	921-1400	$220.05
912-1458	58”	921-1400	217.88
912-1467	67”	921-1400	190.82

Assembly instructions included with guard
Note: When installing guards observe the following:
1) Install proper nylon bearing
2) Guards must rotate freely on yokes.

Easy Lock Replacement Kit

Stock Number
13005000 (4 per kit)

Drivelines

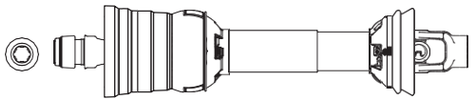

Stock Number
14513548 No Longer Available in Unequal Arm, Use part #14558648
14513558 No Longer Available in Unequal Arm, Use part #14558658
14513567 Obsolete
14613548 No Longer Available in Unequal Arm, Use part #14658648
14613558 No Longer Available in Unequal Arm, Use part #14658658
14613567 Obsolete
14713548 No Longer Available in Unequal Arm, Use part #14758648
14713558 No Longer Available in Unequal Arm, Use part #14758658
14713567 Obsolete

EQUAL ARM

Guard

Bearings supplied with Guard

Stock Number	Overall Driveline Length	Bearing Kit (2 per kit)	Price
912-1448	48”	921-1400	$220.05
912-1458	58”	921-1400	217.88
912-1467	67”	921-1400	190.82

Assembly instructions included with guard
Note: When installing guards observe the following:
1) Install proper nylon bearing
2) Guards must rotate freely on yokes.

Easy Lock Replacement Kit

Stock Number
13005000 (4 per kit)

Drivelines

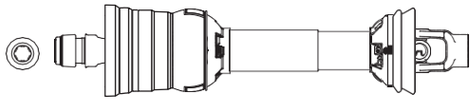

Stock Number	Dim “A” Overall Com. Length	Mac Overall Ext. Length	Tractor Yoke	Price
14558648*	48”	69”	1 3/8”x6 Spl. Al	$1279.50
14558658*	58”	80”	1 3/8”x6 Spl. Al	1106.23
14658648*	48”	69”	1 3/8”x21 Spl. Al	915.11
14658658*	58”	80”	1 3/8”x21 Spl. Al	1106.23
14758648*	48”	69”	1 3/4”x20 Spl. Al	1225.36
14758658*	58”	80”	1 3/4”x20 Spl. Al	1149.41

*Order implement yoke and croos & bearing kit seperately as required

Prices subject to change without notice. **ASK FOR QUANTITY DISCOUNT**

NORTH AMERICAN SECTION

80° CV Catagory 5 Unequal Arm

Weasler®

Tractor Yoke

Safety Slide Lock

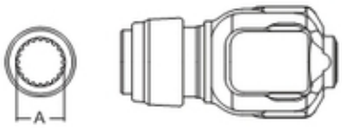

Stock Number	Dim "A" Bore	Price
107-3506	1 3/8"x6 Spl.	$238.04
107-3520	1 3/4"x20 Spl.	270.61
107-3521	1 3/8"x21 Spl.	254.70

Auto-Lok

Stock Number	Dim "A" Bore	Price
111-3506	1 3/8"x6 Spl.	$245.16
111-3520	1 3/4"x20 Spl.	309.04
111-3521	1 3/8"x21 Spl.	342.79

Cross & Bearing Kit
(R-Kit)

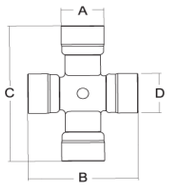

Stock Number	Dim "A"	Dim "B"	Dim "C"	Dim "D"	Price
200-3545	1 1/4"	3 7/32"	4 5/16"	1 1/4"	$146.70

Extended Lubrication Cross & Bearing Kit
(E-Kit)

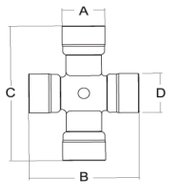

Stock Number	Dim "A"	Dim "B"	Dim "C"	Dim "D"	Price
201-3545	1 1/4"	3 7/32"	4 5/16"	1 1/4"	$169.30

Shaft
1 11/16"x20 Spline
Induction Hardened

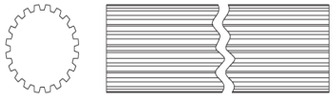

Stock Number	Length	Major Dim.	Price
404-2720	3'	1.790/1.785	$416.71

Center Housing

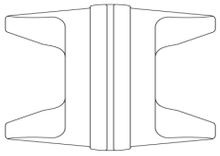

Stock Number	Price
550-3545	$698.29

Yoke & Shaft

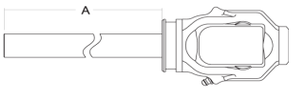

Stock Number	Shaft Size	Dim "A" Shaft Length	Price
10103500	1 11/16"x20 Spl.	27"	$390.86

Yoke, Tube & Sleeve Assembly

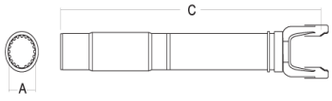

Stock Number	Dim "A" Bore	Overall Driveline Length	Dim "B" *CL to end of sleeve	Price
11103548	1 11/16"x20 Spl.	48"	29.38"	$128.34
11103558	1 11/16"x20 Spl.	58"	39.38"	232.38
11103567	1 11/16"x20 Spl.	67"	48.38"	149.18
11103573	1 11/16"x20 Spl.	73"	54.38"	160.77
11103579	1 11/16"x20 Spl.	79"	60.38"	166.34
11104448	1 11/16"x20 Spl.	48"	28.88"	159.75
11104458	1 11/16"x20 Spl.	58"	38.88"	170.77
11104467	1 11/16"x20 Spl.	67"	47.88"	179.30
11104473	1 11/16"x20 Spl.	73"	53.88"	190.23
11104479	1 11/16"x20 Spl.	79"	59.88"	197.75

* CL = Centerline

ASK FOR QUANTITY DISCOUNT *Prices subject to change without notice.*

 © Baum Hydraulics Corporation

NORTH AMERICAN SECTION

80° CV Catagory 5 Unequal Arm

Joint & Shaft

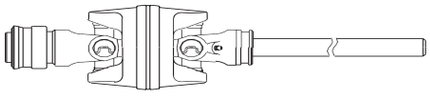

Stock Number	Shaft Size	Shaft Length	Tractor Yoke	Price
15503506	1 11/16”x20 Spl.	27”	1 3/8”x6 Spl.	$793.73
15603521	1 11/16”x20 Spl.	27”	1 3/8”x21 Spl.	890.05
15703520	1 11/16”x20 Spl.	27”	1 3/4”x20 Spl.	893.66

Joint & Shaft W/Guard

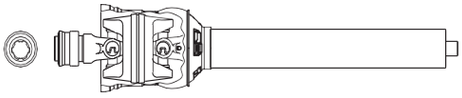

Stock Number	Shaft Size	Shaft Length	Tractor Yoke	Price
19503506	1 11/16”x20 Spl.	27 1/4”	1 3/8”x6 Spl.	$775.98
19603521	1 11/16”x20 Spl.	27 1/4”	1 3/8”x21 Spl.	813.23
19703520	1 11/16”x20 Spl.	27 1/4”	1 3/4”x20 Spl.	986.64

Yoke, Tube & Sleeve Assembly W/Guard

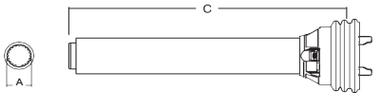

Stock Number	Dim “A” Bore	Overall Driveline Length	Dim “C” *CL to end of sleeve	Price
17503548	1 11/16”x20 Spl.	48”	29.38”	$189.41
17503558	1 11/16”x20 Spl.	58”	39.38”	198.13
17503567	1 11/16”x20 Spl.	67”	48.38”	227.48
17503573	1 11/16”x20 Spl.	73”	54.38”	239.80
17503579	1 11/16”x20 Spl.	79”	60.38”	245.71
17504448	1 11/16”x20 Spl.	48”	28.88”	239.52
17504458	1 11/16”x20 Spl.	58”	38.88”	247.86
17504467	1 11/16”x20 Spl.	67”	47.88”	276.30
17504473	1 11/16”x20 Spl.	73”	53.88”	284.48
17504479	1 11/16”x20 Spl.	79”	59.87”	331.88

* CL = Centerline

Driveline Tractor Tube Half Assembly W/Guard

Stock Number	Tractor Yoke	Dim “A” Bore	Tube Half	Price
92-14503559	1 3/8”x6 Spl.	1 11/16”x20 Spl.	2 1/2” OD	$1056.71
92-14603559	1 3/8”x21 Spl.	1 11/16”x20 Spl.	2 1/2” OD	1089.59

NOTE: The above two part numbers are provided with CV, tube and slip sleeve assembled. CV TUBE HALF to connect to TRACTOR PTO

Assembly instructions included with guard
Note: When installing guards observe the following:
1) Install proper nylon bearing
2) Guards must rotate freely on yokes.

Easy Lock Replacement Kit

Stock Number
13005000 (4 per kit)

Guard

Bearings supplied with Guard

Stock Number	Overall Driveline Length	Bearing Kit (2 per kit)	Price
912-3548	48”	921-3500	$240.16
912-3558	58”	921-3500	245.41
912-3567	67”	921-3500	252.86
912-3573	73”	921-3500	184.54
912-3579	79”	921-3500	207.98

Prices subject to change without notice. **ASK FOR QUANTITY DISCOUNT**

NORTH AMERICAN SECTION

80° CV Catagory 5 Unequal Arm

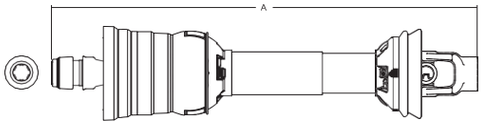

Drivelines

Stock Number	Shaft Size	Dim "A" Overall Compressed Length	Maximum Overall Exteneded Operating Length	Tractor Yoke	Implement Yoke	Price
14503500	1 11/16"x20 Spl.	58"	79"	1 3/8"x6 Spl. AL	1 3/8"x6 Spl. W/Friction Cl.	$1690.70
14503501	1 11/16"x20 Spl.	67"	88"	1 3/8"x6 Spl. AL	1 3/8"x21 Spl. W/Friction Cl	1572.59
14503502	1 11/16"x20 Spl.	58"	79"	1 3/8"x6 Spl. AL	1 3/8"x6 Spl. W/Friction Cl	1544.20
14503548	1 11/16"x20 Spl.	48"	67"	1 3/8"x6 Spl. SSL	*	1054.68
14503558	1 11/16"x20 Spl.	58"	77"	1 3/8"x6 Spl. SSL	*	1064.91
14503567	1 11/16"x20 Spl.	67"	84"	1 3/8"x6 Spl. SSL	*	1093.36
14503573	1 11/16"x20 Spl.	73"	92"	1 3/8"x6 Spl. SSL	*	1102.89
14503579	1 11/16"x20 Spl.	79"	96"	1 3/8"x6 Spl. SSL	*	1144.64
14504448	1 11/16"x20 Spl.	48"	67"	1 3/8"x6 Spl. SSL	*	1080.63
14504458	1 11/16"x20 Spl.	58"	77"	1 3/8"x6 Spl. SSL	*	1100.89
14504467	1 11/16"x20 Spl.	67"	84"	1 3/8"x6 Spl. SSL	*	1122.29
14504473	1 11/16"x20 Spl.	73"	92"	1 3/8"x6 Spl. SSL	*	1153.82
14504479	1 11/16"x20 Spl.	79"	96"	1 3/8"x6 Spl. SSL	*	1170.29
14603500	1 11/16"x20 Spl.	58"	79"	1 3/8"x21 Spl. AL	1 3/8"x6 Spl. W/Friction Cl.	1674.84
14605848	1 11/16"x20 Spl.	48"	67"	1 3/8"x21 Spl. AL	*	Call
14603558	1 11/16"x20 Spl.	58"	77"	1 3/8"x21 Spl. AL	*	1064.91
14603567	1 11/16"x20 Spl.	67"	84"	1 3/8"x21 Spl. AL	*	1093.36
14603573	1 11/16"x20 Spl.	73"	92"	1 3/8"x21 Spl. AL	*	1102.89
14603579	1 11/16"x20 Spl.	79"	96"	1 3/8"x21 Spl. AL	*	1144.64
14604448	1 11/16"x20 Spl.	48"	67"	1 3/8"x21 Spl. AL	*	1080.63
14604458	1 11/16"x20 Spl.	58"	77"	1 3/8"x21 Spl. AL	*	1100.89
14604467	1 11/16"x20 Spl.	67"	84"	1 3/8"x21 Spl. AL	*	1122.29
14604473	1 11/16"x20 Spl.	73"	92"	1 3/8"x21 Spl. AL	*	1153.82
14604479	1 11/16"x20 Spl.	79"	96"	1 3/8"x21 Spl. AL	*	1170.29
14703548	1 11/16"x20 Spl.	48"	67"	1 3/4"x20 Spl. AL	*	1090.43
14703558	1 11/16"x20 Spl.	58"	77"	1 3/4"x20 Spl. AL	*	....
14703567	1 11/16"x20 Spl.	67"	84"	1 3/4"x20 Spl. AL	*	1139.27
14703573	1 11/16"x20 Spl.	73"	92"	1 3/4"x20 Spl. AL	*	1152.82
14703579	1 11/16"x20 Spl.	79"	96"	1 3/4"x20 Spl. AL	*	1180.41
14704448	1 11/16"x20 Spl.	48"	67"	1 3/4"x20 Spl. AL	*	1116.20
14704458	1 11/16"x20 Spl.	58"	77"	1 3/4"x20 Spl. AL	*	1136.61
14704467	1 11/16"x20 Spl.	67"	84"	1 3/4"x20 Spl. AL	*	1158.02
14704473	1 11/16"x20 Spl.	73"	92"	1 3/4"x20 Spl. AL	*	1189.54
14704479	1 11/16"x20 Spl.	79"	96"	1 3/4"x20 Spl. AL	*	1205.96

* Order implement yoke and cross & bearing kit separately as required

ASK FOR QUANTITY DISCOUNT *Prices subject to change without notice.*

 © Baum Hydraulics Corporation

NORTH AMERICAN SECTION

80° CV Catagory 6

UNEQUAL ARM

Tractor Yoke

Auto-Lok

Repair Kit Part# 13004000

Stock Number	Dim "A" Bore	Price
111-5506	1 3/8"x6 Spl.	$360.20
111-5520	1 3/4"x20 Spl.	386.38
111-5521	1 3/8"x21 Spl.	385.41

EQUAL ARM

Tractor Yoke

Auto-Lok

Repair Kit Part# 13004000

Stock Number	Dim "A" Bore	Price
111-6806	1 3/8"x6 Spl.	$521.25
111-6820	1 3/4"x20 Spl.	559.14
111-6821	1 3/8"x21 Spl.	521.25

Cross & Bearing Kit

(R-Kit)

Stock Number	Dim "A"	Dim "B"	Price
203-6806	34.94"mm (1 3/8")	106.5mm (4 3/16")	$74.16

Extended Lubrication Cross & Bearing Kit

(E-Kit)

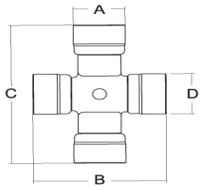

Stock Number	Dim "A"	Dim "B"	Dim "C"	Dim "D"	Price
201-5556	1 5/16"	3 23/32"	4 5/16"	1 17/32"	$169.21

Extended Lubrication Cross & Bearing Kit

(E-Kit)

Stock Number	Dim "A"	Dim "B"	Price
204-6806	34.94mm (1 3/8")	106.5mm (4 3/16")	$76.48

Prices subject to change without notice. **ASK FOR QUANTITY DISCOUNT**

NORTH AMERICAN SECTION

80° CV Catagory 6

Weasler®

UNEQUAL ARM

Shaft

1 11/16”x20 Spline
Induction Hardened



Stock Number	Length	Major Dim.	Price
404-2720	3’	1.790/1.785	$416.71

Center Housing

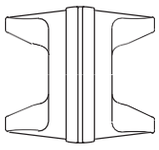

Stock Number
550-5556 No Longer Available in Unequal Arm
Order Replacement Joint & Shaft Assembly Part# 155568000 or 15656800 or 15756800

Yoke & Shaft

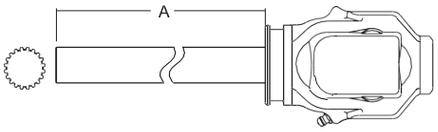

Stock Number
10105500 No Longer Available in Unequal Arm
Order Replacement Joint & Shaft Assembly Part# 15556800 or 15656800 or 15756800

Yoke, Tube & Sleeve Assembly

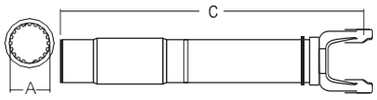

Stock Number	Dim “A” Bore	Overall Driveline Length	Dim “C” *CL to end of sleeve	Price
11105548	1 11/16”x20 Spl.	48”	28.88”	$179.48
11105558	1 11/16”x20 Spl.	58”	38.88”	190.23
11105567	1 11/16”x20 Spl.	67”	47.88”	194.29
11105573	1 11/16”x20 Spl.	73”	53.88”	205.13
11105579	1 11/16”x20 Spl.	79”	59.88”	222.05

* CL = Centerline

EQUAL ARM

Shaft

1 11/16”x20 Spline
Induction Hardened



Stock Number	Length	Major Dim.	Price
404-2720	3’	1.790/1.785	$416.71

Center Housing

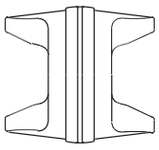

Stock Number	Price
515-6800	$1136.45

Yoke & Shaft

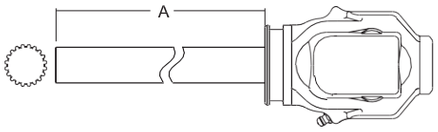

Stock Number	Shaft Size	Dim “A” Shaft Length	Price
10106800	1 11/16”x20 Spl.	27”	Call

Yoke, Tube & Sleeve Assembly

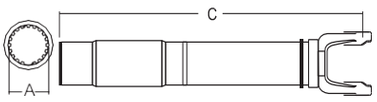

Stock Number	Dim “A” Bore	Overall Driveline Length	Dim “C” *CL to end of sleeve	Price
11105548	1 11/16”x20 Spl.	48”	28.88”	$179.48
11105558	1 11/16”x20 Spl.	58”	38.88”	190.23
11105567	1 11/16”x20 Spl.	67”	47.88”	194.29
11105573	1 11/16”x20 Spl.	73”	53.88”	205.13
11105579	1 11/16”x20 Spl.	79”	59.88”	222.05

* CL = Centerline

ASK FOR QUANTITY DISCOUNT *Prices subject to change without notice.*

 © Baum Hydraulics Corporation

NORTH AMERICAN SECTION

80° CV Catagory 6

UNEQUAL ARM

EQUAL ARM

Joint & Shaft

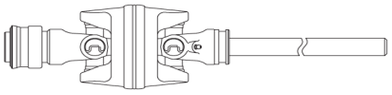

Stock Number	
15505506	No longer Available in Unequal ArmUse Part #15556800
15605521	No longer Available in Unequal ArmUse Part #15656800
15705520	No longer Available in Unequal ArmUse Part #15756800

Joint & Shaft

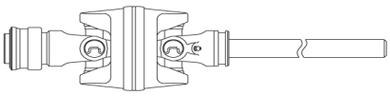

Stock Number	Shaft Size	Shaft Length	Tractor Yoke	Price
15556800	1 11/16”x20 Spl.	27”	1 3/8”x6 Spl.	$1473.09
15656800	1 11/16”x20 Spl.	27”	1 3/8”x21 Spl.	1473.09
15756800	1 11/16”x20 Spl.	27”	1 3/4”x20 Spl.	1532.52

Yoke, Tube & Sleeve Assembly W/Guard

Stock Number	Dim “A” Bore	Overall Drive-line Length	Dim “B” *CL to end of sleeve	Implement Yoke	Price
17505548	1 11/16”x20 Spl.	48”	28.88”	**	$250.07
17505558	1 11/16”x20 Spl.	58”	38.88”	**	258.36
17505567	1 11/16”x20 Spl.	67”	47.88”	**	280.96
17505573	1 11/16”x20 Spl.	73”	53.88”	**	287.16
17505579	1 11/16”x20 Spl.	79”	59.88”	**	308.80
92-14505551	1 11/16”x20 Spl.	51”	30.75”	1 3/4”x20 Spl.	275.71
92-14505555	1 11/16”x20 Spl.	55”	34.75”	1 3/8”x6 Spl.	366.84
92-14515555	1 11/16”x20 Spl.	55”	34.75”	1 3/4”x20 Spl.	262.36

* CL = Centerline

** Order implement yoke and cross & bearing kit seperately as required

Yoke, Tube & Sleeve Assembly W/Guard

Stock Number	Dim “A” Bore	Overall Drive-line Length	Dim “B” *CL to end of sleeve	Implement Yoke	Price
17505548	1 11/16”x20 Spl.	48”	28.88”	**	$250.07
17505558	1 11/16”x20 Spl.	58”	38.88”	**	258.36
17505567	1 11/16”x20 Spl.	67”	47.88”	**	280.96
17505573	1 11/16”x20 Spl.	73”	53.88”	**	287.16
17505579	1 11/16”x20 Spl.	79”	59.88”	**	308.80
92-1455551	1 11/16”x20 Spl.	51”	30.75”	1 3/4”x20 Spl.	275.71
92-14505555	1 11/16”x20 Spl.	55”	34.75”	1 3/8”x6 Spl.	366.84
92-14515555	1 11/16”x20 Spl.	55”	34.75”	1 3/4”x20 Spl.	262.36

* CL = Centerline

** Order implement yoke and cross & bearing kit seperately as required

Joint & Shaft W/Guard

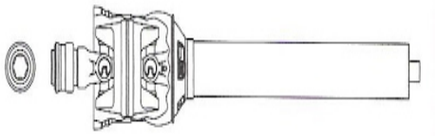

Stock Number	
19505506	No Longer Available in Unequal Arm Use part #19556800
19605521	No Longer Available in Unequal Arm Use part #19656800
19705520	No Longer Available in Unequal Arm Use part #19756800
93-14505555	No Longer Available in Unequal Arm Use part #93-14556855
93-14605555	No Longer Available in Unequal Arm Use part #93-14656855
93-14705555	No Longer Available in Unequal Arm Use part #93-14756855

Joint & Shaft W/Guard

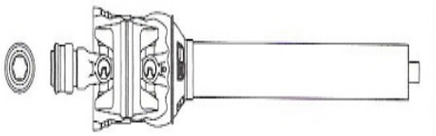

Stock Number	Shaft Size	Shaft Length	Tractor Yoke	Price
19556800	1 11/16”x20 Spl.	27.5”	1 3/8”x6 Spl.	$1223.43
19656800	1 11/16”x20 Spl.	27.5”	1 3/8”x21 Spl.	1228.14
19756800	1 11/16”x20 Spl.	27.5”	1 3/4”x20 Spl.	1396.48
93-14556855	1 11/16”x20 Spl.	30.63”	1 3/8”x6 Spl.	1053.70
93-14656855	1 11/16”x20 Spl.	30.63”	1 3/8”x21 Spl.	1369.18
93-14756855	1 11/16”x20 Spl.	30.63”	1 3/4”x20 Spl.	1508.93

Prices subject to change without notice. **ASK FOR QUANTITY DISCOUNT**

NORTH AMERICAN SECTION

80° CV Catagory 6

Weasler®

UNEQUAL ARM

Guard

Bearings supplied with Guard

Stock Number	Overall Driveline Length	Bearing Kit (2 per kit)	Price
912-5548	48”	921-5500	$203.84
912-5558	58”	921-5500	259.70
912-5567	67”	921-5500	225.16
912-5573	73”	921-5500	195.32
912-5579	79”	921-5500	199.29

Assembly instructions included with guard
Note: When installing guards observe the following:
1) Install proper nylon bearing
2) Guards must rotate freely on yokes.

Easy Lock Replacement Kit

Stock Number
13005000 (4 per kit)

EQUAL ARM

Guard

Bearings supplied with Guard

Stock Number	Overall Driveline Length	Bearing Kit (2 per kit)	Price
912-5548	48”	921-5500	$203.84
912-5555	55”	921-5500	256.13
912-5558	58”	921-5500	259.70
912-5567	67”	921-5500	225.16
912-5573	73”	921-5500	195.32
912-5579	79”	921-5500	199.29

Assembly instructions included with guard
Note: When installing guards observe the following:
1) Install proper nylon bearing
2) Guards must rotate freely on yokes.

Easy Lock Replacement Kit

Stock Number
13005000 (4 per kit)

EQUAL ARM

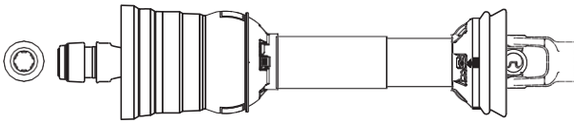

Stock Number	Shaft Size	Dim “A” Overall Compressed Length	Maximum Overall Exteneded Operating Length	Tractor Yoke	Implement Yoke	Price
14556848	1 11/16”x20 Spl.	48”	70.63”	1 3/8”x6 Spl. AL	*	$1246.34
14556851	1 11/16”x20 Spl.	51”	68”	1 3/8”x6 Spl. AL	1 3/4”x20 Spl. Clamp	1284.66
14556855	1 11/16”x20 Spl.	55”	78.75”	1 3/8”x6 Spl. AL	1 3/8”x6 Spl. Clamp	1882.91
14556858	1 11/16”x20 Spl.	58”	77.79”	1 3/8”x6 Spl. AL	*	1380.55
14556867	1 11/16”x20 Spl.	67”	86.79”	1 3/8”x6 Spl. AL	*	1405.27
14566855	1 11/16”x20 Spl.	55”	78.75”	1 3/8”x6 Spl. AL	1 3/4”x20 Spl. Clamp	1335.66
14656848	1 11/16”x20 Spl.	48”	70.63”	1 3/8”x21 Spl. AL	*	1252.27
14656851	1 11/16”x20 Spl.	51”	68”	1 3/8”x21 Spl. AL	1 3/4”X20 Spl. Clamp	1290.80
14656855	1 11/16”x20 Spl.	55”	78.75”	1 3/8”x21 Spl. AL	1 3/8”x6 Spl. Clamp	1301.14
14656858	1 11/16”x20 Spl.	58”	77.79”	1 3/8”x21 Spl. AL	*	1307.77
14656867	1 11/16”x20 Spl.	67”	86.79”	1 3/8”x21 Spl. AL	*	1412.84
14666855	1 11/16”x20 Spl.	55”	78.75”	1 3/8”x21 Spl. AL	1 3/4”x20 Spl. Clamp	1882.21
14756848	1 11/16”x20 Spl.	48”	70.63”	1 3/8”x20 Spl. AL	*	1868.07
14756851	1 11/16”x20 Spl.	51”	51”	1 3/4”x20 Spl. AL	1 3/4”x20 Spl. Clamp	1319.13
14756855	1 11/16”x20 Spl.	55”	78.75”	1 3/4”x20 Spl. AL	1 3/8”x6 Spl. Clamp	1381.98
14756858	1 11/16”x20 Spl.	58”	77.79”	1 3/4”x20 Spl. AL	*	1432.50
14756867	1 11/16”x20 Spl.	67”	86.79”	1 3/4”x20 Spl. AL	*	2092.93
14766855	1 11/16”x20 Spl.	55”	78.75”	1 3/4”x20 Spl. AL	1 3/4”x20 Spl. Clamp	1501.89

* Order implement yoke and cross & bearing kit separately as required

ASK FOR QUANTITY DISCOUNT *Prices subject to change without notice.*

BAUM HYDRAULICS CORPORATION
1-800-228-9222 / e-mail: sales@baumhydraulics.com
Fax: 1-800-832-2522 / www.baumhydraulics.com / © Baum Hydraulics Corporation

NORTH AMERICAN SECTION

50° Constant Velocity Components

Tractor Yoke

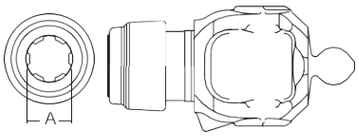

Stock Number	Series	Dim "A" Bore	Price
150-1406	14	1 3/8"x6 Spl.	$210.07
150-1421	14	1 3/8"x21 Spl.	210.07
151-3506	35	1 3/8"x6 Spl.	295.46
151-3521	35	1 3/8"x21 Spl.	295.46

Shaft Weld Yoke

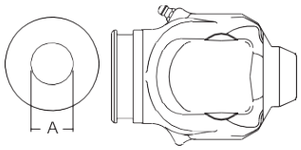

Stock Number	Series	Dim "A" Bore	Price
350-1400	14	1" Rd.	$125.32

Center Housing

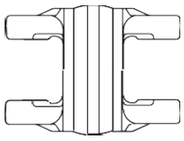

Stock Number	Series	Price
555-1400	14	$122.70
555-3500	35	211.98

Tube Yoke

(Guards must rotate freely on yoke)

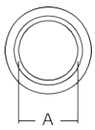

Stock Number	Series	Dim "A" Bore	Price
750-3500	35	1 5/8"	$205.93

Implement Yoke Round Bore

with keyway and pinhole

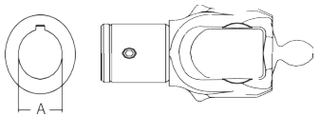

Stock Number	Series	Dim "A" Bore	Price
850-1420	14 (w/1/4" keyway & 2set screws)	1 1/4"	$199.29
851-1420	14 (w/1/4" keyway & 1/4" pinhole)	1 1/4"	205.63
850-1422	14 (w/5/16" keyway &1/4" pinhole)	1 3/8"	194.39
850-3522	35 (w/5/16" keyway &1/4pinhole)	1 3/8"	242.29

Clamp Yoke

With Keyway

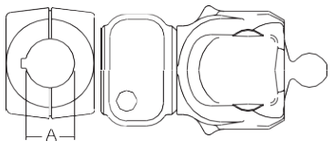

Stock Number	Series	Dim "A" Bore	Price
857-1420	14	1 1/4"	$284.25
857-3520	35	1 1/4"	333.09
857-3524	35	1 1/2"	322.61

Stock Bore

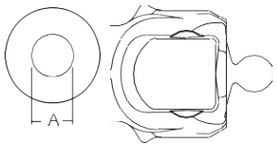

Stock Number	Series	Dim "A" Bore	Price
859-1400	14	1"	$130.57
859-3500	35	1"	128.61

Guard

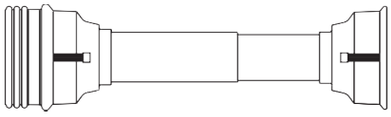

Stock Number	Price
950-1430	$132.48

(Guard must rotate freely on yoke)
NOTE:
*Outer guard is larger in order to shield CV half of the driveline.
*50° CV joint and shaft nost commonly connects to the implement... ie: grain auger. Also, ball shear connects to the tractor PTO, which is the tube half.

Yoke & Shaft

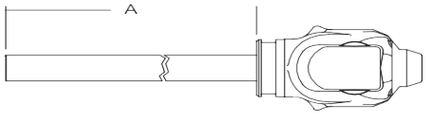

Stock Number	Series	Shaft Size	Dim "A"	Price
10501400	14	1"x1 1/8" Rect.	29.38"	$239.09

Yoke & Tube

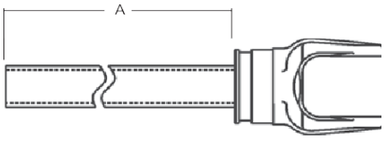

Stock Number	Series	Tube Size	Dim "A"	Price
11501400	14	1 1/4"x 1 3/8" Rect.	34"	$78.02

Prices subject to change without notice. **ASK FOR QUANTITY DISCOUNT**

NORTH AMERICAN SECTION

50° Constant Velocity Components

Joint & Shaft Half with Guard

with keyway, (2) Set Screws & Pinholes

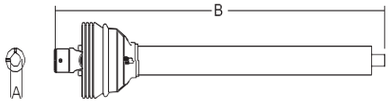

Stock Number	Series	Dim "A" Bore	Dim "B"	Price
19501420	14	1 1/4" Rd.	39.63"	$741.09

Ball Shear Device

with Spring Lok

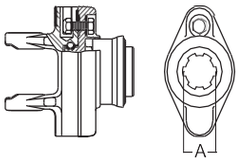

Stock Number	Dim "A" Bore	Shear Bolt	Price
104-1406	1 3/8"x6 Spl.	(1) 5/16"-18 Gr.5	$250.79

Constant Velocity Joint

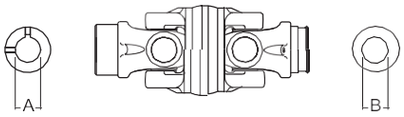

Stock Number	Series	Dim "A" Bore	Dim "B" Bore	Price
18501420	14	1 1/4" Rd. *	1"	$351.39
18511420	14	1 1/4" Rd. **	1"	368.57

* (w/ 1/4" keyway & 2 set screws)
** (w/ keyway and pinhole)

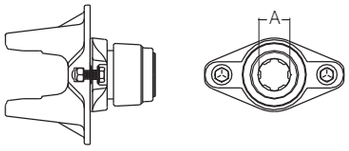

Stock Number	Dim "A" Bore	Shear Bolt	Price
104-3506	1 3/8"x6 Spl.	(2) 3/8"-16 Gr. 5	$269.14

Applications of 50° CV

Grain Augers
Compost Turners
Front-Mount Riding Mowers
Mower Conditioners
Potato Harvesters
Tub Grinders

 © Baum Hydraulics Corporation

METRIC SECTION

Category 4 (Interchanges with Walterscheid AW35)

UNEQUAL ARM

Cross & Bearing Kit
(R-Kit)

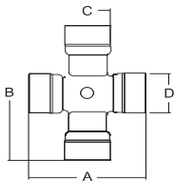

Stock Number	Dim "A" mm	in	Dim "B" mm	in	Dim "C" mm	in	Dim "D" mm	in	Price
200-7694	76	2 63/64"(2.99)	94.0	3 45/64" (3.700)	27	1 1/16" (1.06)	32	1 7/64" (1.26)	$121.07

Cross & Bearing Kit
(E-Kit)

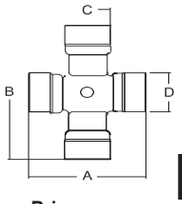

Stock Number	Dim "A" mm	in	Dim "B" mm	in	Dim "C" mm	in	Dim "D" mm	in	Price
201-7694	76	2 63/64"(2.99)	94.0	3 45/64" (3.700)	27	1 1/16" (1.06)	32	1 7/64" (1.26)	$124.84

EQUAL ARM

Cross & Bearing Kit
(R-Kit)
Snap Ring Located in Yoke

Stock Number	Dim "A" mm	in	Dim "B" mm	in	Price
203-8692	30.2	1.19"	92.0	3.62"	$56.13

Extended Lubrication Cross & Bearing Kit
(E-Kit)

Stock Number	Dim "A" mm	in	Dim "B" mm	in	Price
204-8692	30.2	1.19"	92.0	3.62"	$77.38

METRIC SECTION

Category 4

(Interchanges with Walterscheid AW35)

UNEQUAL ARM

EQUAL ARM

Outer Profile Yoke

With Bearing Groove
(Guard must rotate freely o yoke)

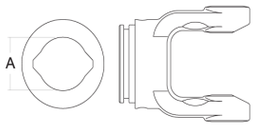

Stock Number	Dim "A" mm	in	Price
700-7648	48.0	1 7/8" (1.890)	$90.45

Outer Profile Yoke

With Bearing Groove
(Guard must rotate freely o yoke)

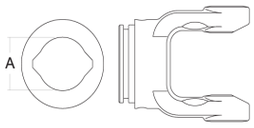

Stock Number	Dim "A" mm	in	Price
700-7648	48.0	1 7/8" (1.890)	$90.45

Inner Tube

40.0(4.8 Wall)"
Rilsan Coating



Stock Number	Dim "A" mm	in	Length mm	in	Price
402-7639	40.0	1 9/16" (1.56)	1000	39 3/8" (39.37)	$282.16

Inner Tube

40.0(4.8 Wall)"
Rilsan Coating



Stock Number	Dim "A" mm	in	Length mm	in	Price
402-7639	40.0	1 9/16" (1.56)	1000	39 3/8" (39.37)	$282.16

Roll Pin

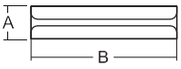

Stock Number	Dim "A" mm	in	Length mm	in	Price
508-1080	10.0	13/32" (.406)	80.0	3 5/32" (3.156)	$4.02

Roll Pin

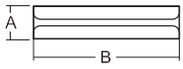

Stock Number	Dim "A" mm	in	Length mm	in	Price
508-1080	10.0	13/32" (.406)	80.0	3 5/32" (3.156)	$4.02

Center Housing

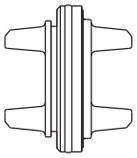

Stock Number	Price
550-7600	$594.77

Center Housing

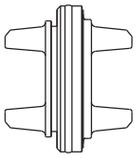

Stock Number	Price
515-8600	$530.68

ASK FOR QUANTITY DISCOUNT *Prices subject to change without notice.*

BAUM HYDRAULICS CORPORATION
1-800-228-9222 / e-mail: sales@baumhydraulics.com
Fax: 1-800-832-2522 / www.baumhydraulics.com / © Baum Hydraulics Corporation

METRIC SECTION

Category 4

(Interchanges with Walterscheid AW35)

UNEQUAL ARM

Tractor Yoke

Safety Slide Lock

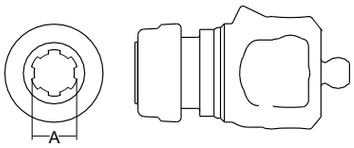

Stock Number	Dim "A" Bore	Price
107-7606	1 3/8"x6 Spl.	$321.71
107-7620	1 3/4"x20 Spl.	464.63
107-7621	1 3/8"x21 Spl.	328.25

Inner Profile Yoke

With Bearing Groove
(Guard must rotate freely on yoke)

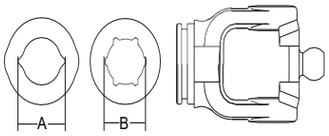

Stock Number	Dim "A" mm	in	Dim "B" mm	in	Price
301-7639	40.0	1 9/16" (1.56)	92.0	3.62"	$160.46
301-7651			51.0	2 1/64" (2.01)	127.73

Outer Tube

48.0 (4. Wall)
4.0 Wall (Special)

Stock Number	Length mm	in	Price
606-7648	1000	39 3/8" (39.37)	Call

EQUAL ARM

Tractor Yoke

Auto Lock

Repair kit Part #13004000

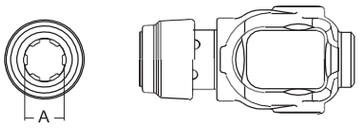

Stock Number	Dim "A" Bore	Price
111-8606	1 3/8"x6 Spl.	$251.66
111-8620	1 3/4"x20 Spl.	402.61
111-8621	1 3/8"x21 Spl.	366.34

Inner Profile Yoke

With Bearing Groove
(Guard must rotate freely on yoke)

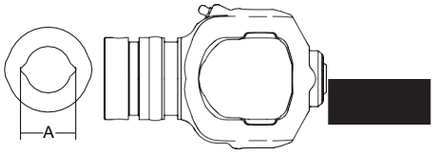

Stock Number	Dim "A" mm	in	Price
314-8639	40.0	1 9/16" (1.56)	$110.88

Outer Tube

48.0 (4. Wall)
4.0 Wall (Special)

Stock Number	Length mm	in	Price
606-7648	1000	39 3/8" (39.37)	Call

Prices subject to change without notice. **ASK FOR QUANTITY DISCOUNT**

1-800-228-9222 / e-mail: sales@baumhydraulics.com
Fax: 1-800-832-2522 / www.baumhydraulics.com / © Baum Hydraulics Corporation

BAUM HYDRAULICS CORPORATION

METRIC SECTION
Category 4
(Interchanges with Walterscheid AW35)

Weasler®

UNEQUAL ARM

80° *C.V. Joint*

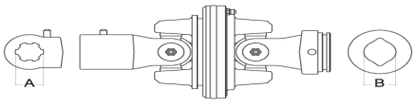

Stock Number	Dim "A" Bore	DIM "B" Bore	Price
15507640	1 3/8"x6 Spl.	40.0mm (1.562")	$652.23

Guard

Bearings supplied with Guard

Stock Number	Overall Driveline Length	Bearing Kit (2 per kit)	Price
912-7648	48"	961-0035	$190.86
912-7660	60"	961-0035	191.13

Assembly instructions included with guard
Note: When installing guards observe the following:
1) Install proper nylon bearing
2) Guards must rotate freely on yokes.

Easy Lock Replacement Kit

Stock Number
13005000 (4 per kit)

Drivelines

Stock Number
14507648 No Longer Available in Unequal Arm Use part #14598648
14507660 No Longer Available in Unequal Arm Use part #14598660
14607648 No Longer Available in Unequal Arm Use part #14698648

EQUAL ARM

80° *C.V. Joint*

Stock Number	Dim "A" Bore	DIM "B" Bore	Price
15598640	1 3/8"x6 Spl.	40.0mm (1.562")	$834.41

Guard

Bearings supplied with Guard

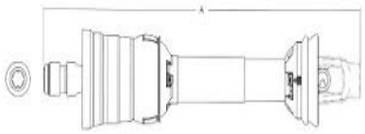

Stock Number	Overall Driveline Length	Bearing Kit (2 per kit)	Price
912-8648	48"	968-3536	$242.79
912-8660	60"	968-3536	218.64

Assembly instructions included with guard
Note: When installing guards observe the following:
1) Install proper nylon bearing
2) Guards must rotate freely on yokes.

Easy Lock Replacement Kit

Stock Number
13005000 (4 per kit)

Drivelines

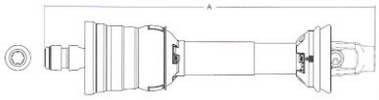

Stock Number	Tractor Yoke	Implement Yoke	Overall Compressed Driveine Length	Price
14598648	1 3/8"x6 Spl. AL	1 3/8"x6 Spl. QD	48"	$799.66
14598660	1 3/8"x6 Spl. AL	1 3/8"x6 Spl. QD	60"	888.11
14698648	1 3/8"x21 Spl. AL	1 3/8"x6 Spl. QD	48"	922.04
14698660	1 3/8"x21 Spl. AL	1 3/8"x6 Spl. QD	60"	....

ASK FOR QUANTITY DISCOUNT *Prices subject to change without notice.*

 © Baum Hydraulics Corporation

METRIC SECTION
Category 6
(Interchanges with Walterscheid AW36)

UNEQUAL ARM

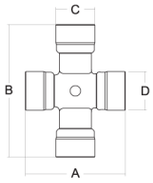

Cross & Bearing Kit
(R-Kit)

Snap Ring Located in Yoke

Stock Number	Dim "A" mm	in	Dim "B" mm	in	Dim "C" mm	in	Dim "D" mm	in	Price
200-7906	88.8	3.49"	106.0	4.17"	32.0	1.26"	36.0	1.42"	$121.70

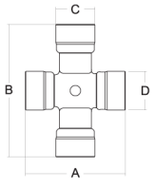

Cross & Bearing Kit
(E-Kit)

Stock Number	Dim "A" mm	in	Dim "B" mm	in	Dim "C" mm	in	Dim "D" mm	in	Price
201-7906	88.8	3.49"	106.0	4.17"	32.0	1.26"	36.0	1.42"	$183.11

EQUAL ARM

Cross & Bearing Kit
(R-Kit)
Snap Ring Located in Yoke

Stock Number	Dim "A"	Dim "B"	Price
203-6806	34.94mm (1.38")	106.5mm (4.20")	$74.16

Extended Lubrication
Cross & Bearing Kit
(E-Kit)

Stock Number	Dim "A"	Dim "B"	Price
204-6806	34.94mm (1.38")	106.5mm (4.20")	$76.48

Prices subject to change without notice. **ASK FOR QUANTITY DISCOUNT**

METRIC SECTION

Category 6

(Interchanges with Walterscheid AW36)

Weasler®

UNEQUAL ARM

EQUAL ARM

Tractor Yoke

Safety Slide Lock

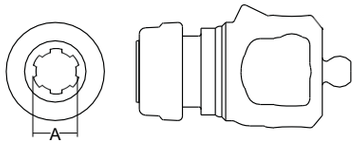

Stock Number	Dim "A" Bore	Price
107-7906	1 3/8"x6 Spl.	$277.20
107-7920	1 3/4"x20 Spl.	497.59
107-7921	1 3/8"x21 Spl.	418.52

Tractor Yoke

Auto Lock

Repair kit Part #13004000

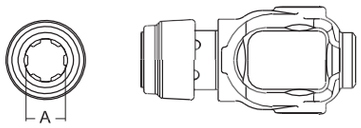

Stock Number	Dim "A" Bore	Price
111-6806	1 3/8"x6 Spl.	$521.25
111-6820	1 3/4"x20 Spl.	559.14
111-6821	1 3/8"x21 Spl.	521.25

Inner Profile Yoke

With Bearing Groove
(Guard must rotate freely on yoke)

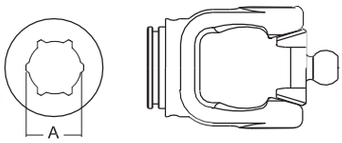

Stock Number	Dim "A" mm	in	Price
302-7951	51.0	2" (2.0)	$124.79

Inner Profile Yoke

With Bearing Groove
(Guard must rotate freely on yoke)

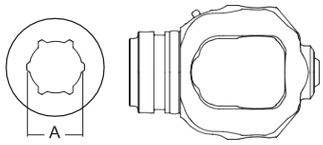

Stock Number	Dim "A" mm	in	Price
314-6851	51.0	2" (2.0)	$205.57

Inner Tube

Rilsan Coating

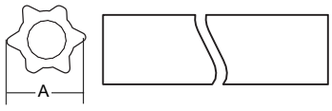

Stock Number	Dim "A" mm	in	Length mm	in	Price
406-7951	51.0	2.01"	1000	39 3/8" (39.37)	$411.00

Inner Tube

Rilsan Coating

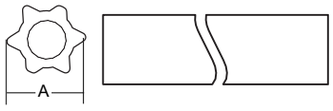

Stock Number	Dim "A" mm	in	Length mm	in	Price
406-7951	51.0	2.01"	1000	39 3/8" (39.37)	$411.00

Roll Pin

Stock Number	Dim "A" mm	in	Dim "B" mm	in	Price
508-1090	10.0	13/32"(.41)	90	3 1/2" (3.54)	$4.02

Roll Pin



Stock Number	Dim "A" mm	in	Dim "B" mm	in	Price
508-1090	10.0	13/32"(.41)	90	3 1/2" (3.54)	$4.02

ASK FOR QUANTITY DISCOUNT *Prices subject to change without notice.*

BAUM HYDRAULICS CORPORATION
1-800-228-9222 / e-mail: sales@baumhydraulics.com
Fax: 1-800-832-2522 / www.baumhydraulics.com / © Baum Hydraulics Corporation

METRIC SECTION

Category 6

(Interchanges with Walterscheid AW36)

UNEQUAL ARM

Outer Tube

61.0 x 4.0

Stock Number	Length mm	in	Price
600-7961	1500	59 1/16” (59.0)	$232.11
604-7961	1000	39 3/8” (39.37)	149.39

Center Housing

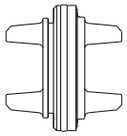

Stock Number	Price
550-7900	$652.32

Outer Profile Yoke

With Bearing Groove
(Guard must rotate freely o yoke)

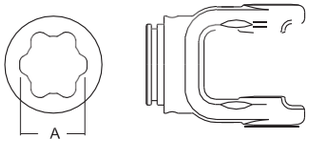

Stock Number	Dim “A” mm	in	Price
700-7961	61.0	2 3/8” (2.402)	$95.82

80° *C.V. Joint*

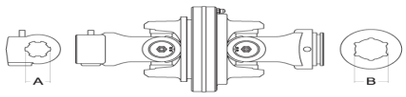

Stock Number	Dim “A” Bore	DIM “B” Bore	Price
15507951	1 3/8”x6 Spl.	51.0mm (2.000”)	Call
15607951	1 3/8”x21 Spl.	51.0mm (2.000”)	879.14
15707951	1 3/4”x20 Spl.	51.0mm (2.000”)	857.77

Assembly instructions included with guard
Note: When installing guards observe the following:
1) Install proper nylon bearing
2) Guards must rotate freely on yokes.

Easy Lock Replacement Kit

Stock Number
13005000 (4 per kit)

EQUAL ARM

Outer Tube

61.0 x 4.0

Stock Number	Length mm	in	Price
600-7961	1500	59 1/16” (59.0)	$232.11
604-7961	1000	39 3/8” (39.37)	149.39

Center Housing

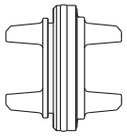

Stock Number	Price
515-6800	$1136.45

Outer Profile Yoke

With Bearing Groove
(Guard must rotate freely o yoke)

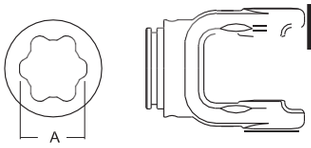

Stock Number	Dim “A” mm	in	Price
700-7961	61.0	2 3/8” (2.402)	$95.82

80° *C.V. Joint*

Stock Number	Dim “A” Bore	DIM “B” Bore	Price
15506851	1 3/8”x6 Spl.	51.0mm (2.000”)	$702.39
15606851	1 3/8”x21 Spl.	51.0mm (2.000”)	917.09
15706851	1 3/4”x20 Spl.	51.0mm (2.000”)	925.95

Assembly instructions included with guard
Note: When installing guards observe the following:
1) Install proper nylon bearing
2) Guards must rotate freely on yokes.

Easy Lock Replacement Kit

Stock Number
13005000 (4 per kit)

Prices subject to change without notice. **ASK FOR QUANTITY DISCOUNT**

METRIC SECTION

Category 6

(Interchanges with Walterscheid AW36)

UNEQUAL ARM

Larger Discounts available on Quote Basis

EQUAL ARM

Yoke, Tube Assembly W/Guard

Stock Number	
92-14507951	No Longer Available in Unequal Arm Use Part # 92-14506851
92-14507955	No Longer Available in Unequal Arm Use Part # 92-14506855
92-14517955	No Longer Available in Unequal Arm Use Part # 92-14516855
92-14627955	No Longer Available in Unequal Arm Use Part # 92-14626855
92-14637955	No Longer Available in Unequal Arm Use Part # 92-14636855

* CL = Centerline

Yoke, Tube Assembly W/Guard

Stock Number	Profile Tube	Dim "A"	Implement Yoke	Price
92-14506851	61.0 (Star)	30.75"	1 3/4"x20 Spl. w/Clamp	$234.48
92-14506855	61.0 (Star)	34.625"	1 3/8"x6 Spl. w/Clamp	300.59
92-14516855	61.0 (Star)	34.625"	1 3/4"x20 Spl. w/Clamp	268.05
92-14626855	61.0 (Star)	34.625"	1 3/8"x21 Spl. w/Clamp	262.05
92-14636855	61.0 (Star)	34.625"	1 3/8"x21 Spl. w/Pinhole	255.93

* CL = Centerline

Joint & Shaft W/Guard

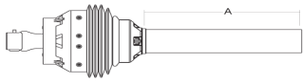

Stock Number	
93-14507951	No Longer Available in Unequal Arm Use part #93-14506851
93-14517955	No Longer Available in Unequal Arm Use part #93-14516855
93-14607951	No Longer Available in Unequal Arm Use part #93-14606851
93-14617955	No Longer Available in Unequal Arm Use part #93-14616855
93-14707951	No Longer Available in Unequal Arm Use part #93-14706851
93-14717955	No Longer Available in Unequal Arm Use part #93-14716855

Joint & Shaft W/Guard

Stock Number	Profile Tube	Dim "A"	Tractor Yoke	Price
93-14506851	51.0 (Star)	26.0"	1 3/8"x6 Spl.	$800.66
93-14516855	51.0 (Star)	30.0"	1 3/8"x6 Spl.	819.21
93-14606851	51.0 (Star)	26.0"	1 3/8"x21 Spl.	813.36
93-14616855	51.0 (Star)	30.0"	1 3/8"x21 Spl.	955.84
93-14706851	51.0 (Star)	26.0"	1 3/4"x20 Spl.	1167.71
93-14716855	51.0 (Star)	30.0"	1 3/4"x20 Spl.	1225.46

Guard

Bearings supplied with Guard

Stock Number	Overall Driveline Length	Bearing Kit (2 per kit)	Price
912-7948	48"	961-0036	$....
912-7960	60"	961-0036	264.95

Assembly instructions included with guard.
Note: When installing Guards observe the following:
1) Install proper nylon bearing
2) Guards must rotate freely on yokes

Guard

Bearings supplied with Guard

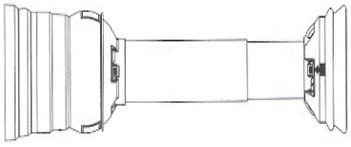

Stock Number	Fits Overall Driveline Length	Bearing Kit (2 per kit)	Price
912-6862	62"	968-0036	Call

Assembly instructions included with guard.
Note: When installing Guards observe the following:
1) Install proper nylon bearing
2) Guards must rotate freely on yokes

ASK FOR QUANTITY DISCOUNT *Prices subject to change without notice.*

 © Baum Hydraulics Corporation

METRIC SECTION
Category 6
(Interchanges with Walterscheid AW36)

UNEQUAL ARM

Drivelines

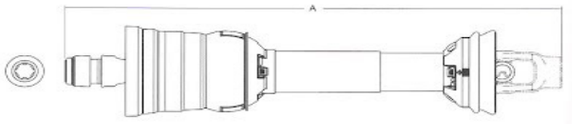

Stock Number	Price
14507948 Obsolete	- - - - -
14507951 No Longer Available in Unequal Arm Use part #14506851	$1343.32
14507955 No Longer Available in Unequal Arm Use part #14506855	1097.77
14507960 No Longer Available in Unequal Arm Use part #14506860	1102.66
14517955 No Longer Available in Unequal Arm Use part #14516855	Call
14547955 No Longer Available in Unequal Arm Use part #14546855	1110.48
14607948 Obsolete	- - - - -
14607951 No Longer Available in Unequal Arm Use part #14606851	Call
14607955 No Longer Available in Unequal Arm Use part #14606855	1114.29
14607960 No Longer Available in Unequal Arm Use part #14606860	1118.77
14607962 No Longer Available in Unequal Arm Use part #14606862	1129.18
14617955 No Longer Available in Unequal Arm Use part #14616855	Call
14627955 No Longer Available in Unequal Arm Use part #14626855	1104.32
14637955 No Longer Available in Unequal Arm Use part #14636855	1089.75
14647955 No Longer Available in Unequal Arm Use part #14646855	1102.55
14707951 No Longer Available in Unequal Arm Use part #14706851	1546.98
14707955 No Longer Available in Unequal Arm Use part #14706855	Call
14707962 No Longer Available in Unequal Arm Use part #14706862	1186.98
14717955 No Longer Available in Unequal Arm Use part #14716855	Call
14727955 No Longer Available in Unequal Arm Use part #14726855	1112.79
14737955 No Longer Available in Unequal Arm Use part #14736855	1099.46
14747955 No Longer Available in Unequal Arm Use part #14746855	1110.36

METRIC SECTION
Category 6
(Interchanges with Walterscheid AW36)

Weasler®

EQUAL ARM

Drivelines

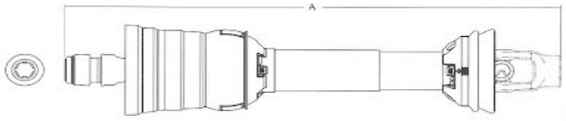

Stock Number	Shaft	Overall Compressed Driveline Length	Maximum Overall Extended Operating Length	Tractor Yoke	Implement Yoke	Price
14506851	Star 51 mm	51”	62.5”	1 3/8”x6 Spl. AL	1 3/4”x20 Spl. Clamp	$1343.32
14506855	Star 51 mm	55”	68.5”	1 3/8”x6 Spl. AL	1 3/8”x6 Spl. Clamp	1097.77
14506860	Star 51 mm	60”	77.25”	1 3/8”x6 Spl. AL	1 3/8”x6 Spl Clamp	1102.66
14516855	Star 51 mm	55”	68.5”	1 3/8”x6 Spl. AL	1 3/4”x20 Spl. Clamp	Call
14546855	Star 51 mm	55”	68.5”	1 3/8”x6 Spl. AL	1 3/4”x 6 Spl. Clamp	1110.48
14606851	Star 51 mm	51”	62.5”	1 3/8”x21 Spl. AL	1 3/4”x20 Spl. Clamp	Call
14606855	Star 51 mm	55”	68.5”	1 3/8”x21 Spl. AL	1 3/8”x6 Spl. Clamp	1114.29
14606860	Star 51 mm	60”	77.25”	1 3/8”x21 Spl. AL	1 3/8”x6 Spl. Clamp	1118.77
14606862	Star 51 mm	62”	79”	1 3/8”x21 Spl. AL	1 3/4” Round w/ Keyway	1129.18
14616855	Star 51 mm	55”	68.5”	1 3/8”x21 Spl. AL	1 3/4”x20 Spl. Clamp	Call
14626855	Star 51 mm	55”	68.5”	1 3/8”x21 Spl. AL	1 3/8”x21 Spl. Clamp	1104.32
14636855	Star 51 mm	55”	68.5”	1 3/8”x21 Spl. AL	1 3/8”x21 Spl. w/Pinhole	1089.75
14646855	Star 51 mm	55”	68.5”	1 3/8”x21 Spl. AL	1 3/4”x6 Spl. Clamp	1102.55
14706851	Star 51 mm	51”	62.5”	1 3/4”x20 Spl. AL	1 3/4”x20 Spl. Clamp	1546.98
14706855	Star 51 mm	55”	68.5”	1 3/4”x20 Spl. AL	1 3/8”x6 Spl. Clamp	Call
14706862	Star 51 mm	62”	79”	1 3/4”x20 Spl. AL	1 3/4” Round w/Keyway	1186.98
14716855	Star 51 mm	55”	68.5”	1 3/4”x20 Spl. AL	1 3/4”x20 Spl. Clamp	Call
14726855	Star 51 mm	55”	68.5”	1 3/4”x20 Spl. AL	1 3/8”x20 Spl. Clamp	1112.79
14736855	Star 51 mm	55”	68.5”	1 3/4”x20 Spl. AL	1 3/5”x21 Spl. W/Pinhole	1099.46
14746855	Star 51 mm	55”	68.5”	1 3/4x20 Spl. AL	1 3/4”x6 Spl. Clamp	1110.36

ASK FOR QUANTITY DISCOUNT *Prices subject to change without notice.*

 © Baum Hydraulics Corporation

North American Replacement Drivelines

Flexwing Mowers

Stock Number	Series	Category	Tractor Yoke	Clamp-Style Implement Yoke	Overall Compressed Driveline Length	Price
14505551	55	6	1 3/8”x6 Spl.	1 3/4”x20 Spl.	51”	Call
14505555	55	6	1 3/8”x6 Spl.	1 3/8”x6 Spl,	55”	Call
14515555	55	6	1 3/8”x6 Spl.	1 3/4”x20 Spl.	55”	Call
14605551	55	6	1 3/8”x21 Spl.	1 3/4”x20 Spl.	51”	Call
14605555	55	6	1 3/8”x21 Spl.	1 3/8”x6 Spl.	55”	Call
14615555	55	6	1 3/8”x21 Spl.	1 3/4”x20 Spl.	55”	Call
14705551	55	6	1 3/4”x20 Spl.	1 3/4”x20 Spl.	51”	Call
14705555	55	6	1 3/4”x20 Spl.	1 3/8”x6 Spl.	55”	Call
14715555	55	6	1 3/4”x20 Spl.	1 3/4”x20 Spl.	55”	Call

Wing Drive Shafts

Stock Number	Series	Category	Tractor Yoke	Clamp-Style Implement Yoke	Overall Compressed Driveline Length	Price
14104456	44		1 3/4”x21 Clamp	1 3/4”x20 Clamp Fric. Cl.	56.11”	$889.23
14104464	44		1 3/4”x20 Clamp	1 3/4”x20 Clamp Fric. Cl.	64.11”	923.75
14114464	44		1 3/8”x21 Clamp	1 3/8”x21 Clamp Fric. Cl.	64.11”	904.41
14124464	44		1 3/4”x20 Clamp	1 3/8”x6 Clamp Fric. Cl.	64.11”	Call

Peanut Harvesters

Stock Number	Series	Category	Tractor Yoke	Clamp-Style Implement Yoke	Overall Compressed Driveline Length	Price
14625555	55	6	1 3/8”x21 Spl.	1 3/8”x21 Spl. (Clamp)	55”	Call
14635555	55	6	1 3/8”x21 Spl.	1 3/8”x21 Spl. (Pinhole)	55”	Call
14725555	55	6	1 3/4”x20 Spl.	1 3/8”x21 Spl. (Clamp)	55”	Call
14735555	55	6	1 3/4”x20 Spl.	1 3/8”x21 Spl. (Pinhole)	55”	Call

Round Balers

Stock Number	Series	Category	Tractor Yoke	Clamp-Style Implement Yoke	Overall Compressed Driveline Length	Price
14503500	35	3	1 3/8”x6 Spl.	1 3/8”x6 Spl. with 18,000 in-lb. Frictiin Clutch	58”	$1690.70
14503501	35	5	1 3/8”x6 Spl.	1 3/8”x21 Spl. with 15,000 in-lb Friction Clutch	67”	1572.59
14503502	35	5	1 3/8”x6 Spl.	1 3/8”x6 Spl. with 15,000 in-lb. Friction Clutch	58”	1544.20
14603500	35	5	1 3/8”x21 Spl.	1 3/8”x6 Spl. with 10,000 in-lb. Friction Clutch	58”	1674.84

Prices subject to change without notice. **ASK FOR QUANTITY DISCOUNT**

APPLICATIONS

Weasler®

North American Replacement Drivelines

Beet Harvesters

Stock Number	Series	Tractor Yoke	Machine Yoke	OAL Compressed Driveline Length	Price
14607962	W/S 2580	1 3/8”x21 Spl. Safety Slide Lock	1 3/4” Rd. w/Keyway	62.4”	Call
14707962	W/S 2580	1 3/4”x20 Spl. Safety Slide Lock	1 3/4” Rd. w/Keyway	62.4”	Call

Flexwing Mowers

Stock Number	Series	Tractor Yoke	Clamp-Style Implement Yoke	Overall Compressed Driveline Length	Price
14507951	2580	1 3/8”x6 Spl.	1 3/4”x20 Spl.	51”	Call
14507955	2580	1 3/8”x6 Spl.	1 3/8”x6 Spl.	55”	Call
14517955	2580	1 3/8”x6 Spl.	1 3/4”x20 Spl.	55”	Call
14607951	2580	1 3/8”x21 Spl.	1 3/4”x20 Spl.	51”	Call
14607955	2580	1 3/8”x21 Spl.	1 3/8”x6 Spl.	55”	Call
14617955	2580	1 3/8”x21 Spl.	1 3/4”x20 Spl.	55”	Call
14707951	2580	1 3/4”x20 Spl.	1 3/8”x20 Spl.	51”	Call
14707955	2580	1 3/4”x20 Spl.	1 3/8”x6 Spl.	55”	Call
14717955	2580	1 3/4”x20 Spl.	1 3/4”x20 Spl.	55”	Call

Wing Drive Shafts

Stock Number	Series	Tractor Yoke	Clamp-Style Implement Yoke	Overall Compressed Driveline Length	Price
14106656	ByPy 6	1 3/4”x20 Clamp	1 3/4”x20 Clamp Fric. Cl.	56.11”	$834.93
14106664	ByPy 6	1 3/4”x20 Clamp	1 3/4”x20 Clamp Fric. Cl.	64.11”	869.96
14116664	ByPy 6	1 3/8”x21 Clamp	1 3/8”x21 Clamp Fric. Cl.	64.11”	857.86
14126664	ByPy 6	1 3/4”x20 Clamp	1 3/8”x6 Clamp Fric. Cl.	64.11”	862.95

Peanut Harvesters

Stock Number	Series	Tractor Yoke	Implement Yoke	Overall Compressed Driveline Length	Price
14627955	2580	1 3/8”x21 Spl.	1 3/8”x21 Spl. Clamp	55”	Call
14637955	2580	1 3/8”x21 Spl.	1 3/8”x21 Spl. w/Pinhole	55”	Call
14727955	2580	1 3/4”x20 Spl.	1 3/8”x21 Spl. Clamp	55”	Call
14737955	2580	1 3/4”x20 Spl.	1 3/8”x21 Spl. w/Pinhole	55”	Call

ASK FOR QUANTITY DISCOUNT ***Prices subject to change without notice.***

 © Baum Hydraulics Corporation

L600 SERIES

ASAE
Category 1

Replaces Rockwell L6 Series- Replaces Weasler 6 Series

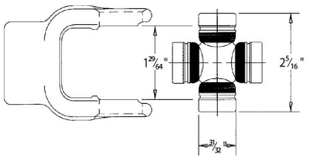

Cross and Bearing Kit: Inside Lock-Up

Bearing Dia.	Lock-Up Dia.	Overall Length	Part Number	Sequence Number	Price
31/32”	1-29/64”	2-5/16”	1-1475	411904	$25.64
15/16”	1-31/64”	2-5/16”	1-0616*	412180	22.36
31/32”	1-29/64”	2-5/16”	1-0616*	412180	22.36
*Conversion Kit: 1000 to L600 Series					

Tractor Yokes: Quick Disonnect

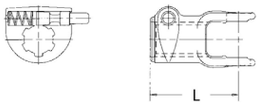

Pin Type Q.D.

Bore	(L) Length	Part Number	Sequence Number	Price
1-3/8”-6 SPL	3-9/16”	16-6409	Call	Call
1-3/8”-21SPL	3-9/16”	16-0621	418475	91.76

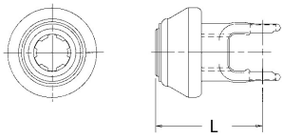

Collar Type Q.D.

Bore	(L) Length	Part Number	Sequence Number	Price
1-3/8”-6 SPL	4-1/16”	16-0606		Call

Lawn and Garden Yoke

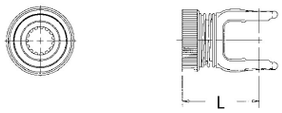

Slide Collar Q.D.

Bore	(L) Length	Part Number	Sequence Number	Price
1”-15 SPL	2-13/16”	16-0615		Call

Implement Yokes

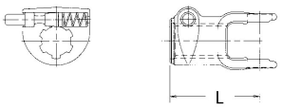

Pin Type Q.D.

Bore	(L) Length	Part Number	Sequence Number	Price
1-3/8”- SPL	3-9/16”	16-6407	418582	$70.21

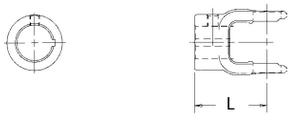

Round

				Set Screw		
Bore	(L) Length	Keyway Width	Dist. To End	Part Number	Sequence Number	Price
5/8”	2-1/2”	3/16”	1/2”	16-6210	418545	$22.41
3/4”	2-1/2”	3/16”	1/2”	16-6111		Call
13/16”	2-1/2”	1/4”	1/2”	16-6112	418485	56.95
7/8”	2-1/2”	1/4”	1/2”	16-6213		Call
15/16”	2-1/2”	1/4”	1/2”	16-6114		Call
1-1/8”	2-1/2”	5/16”	1/2”	10-5216	416805	32.66
1-3/16”	2-1/2”	5/16”	1/2”	16-6217	418565	67.33

Prices subject to change without notice. **ASK FOR QUANTITY DISCOUNT**

L600 SERIES

ASAE
Category 1

Replaces Rockwell L6 Series- Replaces Weasler 6 Series

Implement Yokes

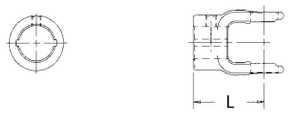

Round-Double Keyway

				Set Screw		
Bore	(L) Length	Keyway Width	Dist. To End	Part Number	Sequence Number	Price
7/8”	2-1/2”	1/4”	1/2”	16-6213		Call
1”	2-1/2”	1/4”	1/2”	10-5215	416795	26.78
1-1/8”	2-1/2”	1/4”	1/2”	10-5216	416805	32.66
1-3/16”	2-1/2”	1/4”	1/2”	16-6217	418565	67.33
1-1/4”	2-1/2”	1/4”	1/2”	10-5218	416820	25.81

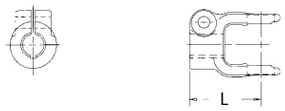

Clamp

		Drill Thru				
Bore	(L) Length	Hole Size	Bolt Fit	Part Number	Sequence Number	Price
1” RD	2-3/4”	13/32”	7/16”	16-6616*		Call

* Also has 1/4” keyway and set screw hole

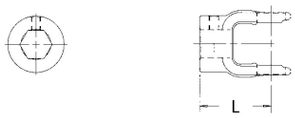

Hexagon

		Set Screw				
Bore	(L) Length	Hole Size	Dist to End	Part Number	Sequence Number	Price
7/8”	2-1/2”	3/8”-16	5/8”	10-4282	415424	$24.52

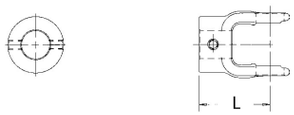

Shear

		Drill Thru				
Bore	(L) Length	Hole Size	Dist to End	Part Number	Sequence Number	Price
1”	2-1/2”	25/64”	5/8”	16-6516	418590	$45.95
1-1/8”	2-1/2”	25/64”	5/8”	16-6518	418595	42.60
1-1/4”	2-1/2”	25/64”	5/8”	16-6165	418520	56.14

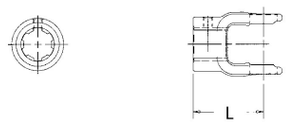

SPLINE

		Drill Thru				
Bore	(L) Length	Hole Size	Dist to End	Part Number	Sequence Number	Price
1-1/8”-6 SPL	2-1/2”	21/64”	5/8”	16-6134	418510	$71.59
1-3/8”-6 SPL	2-1/2”	21/64”	3/8”	16-6187		Call

ASK FOR QUANTITY DISCOUNT ***Prices subject to change without notice.***

 © Baum Hydraulics Corporation

L600 SERIES

ASAE
Category 1

Replaces Rockwell L6 Series- Replaces Weasler 6 Series

Implement Slip Yokes

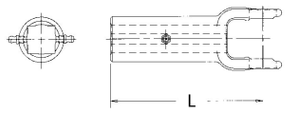

Square						
Set Screw						
Bore	(L) Length	Hole Size	Dist to End	Part Number	Sequence Number	Price
3/4”	5-1/2”	1/8” NPT	2”	16-6176	418530	$42.60
7/8”	5-1/2”	(2)1/8” NPT	2”	16-6178	418535	18.71

Rectangular and Round Tube

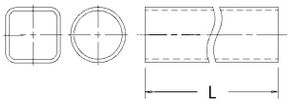

O.D.	(L) Length	Wall Thickness	Use W/Weld Yoke Number	Part Number	Sequence Number	Price
1” X 1-1/8”	72”	.125	16-3600	70-1001		Call
1” X 1-1/8”	72”	.125	16-6131	70-1001		Call
1-5/8” RD	72”	.065 (16GA)	16-6132	70-1625	411815	80.33

Slip Sleeve

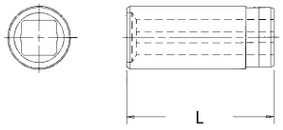

I.D.	(L) Length	Lube Fitting	For Tube	Shield Brg. No	Part Number	Sequence Number	Price
3/4” X 7/8”	4”	NO	1-5/8” X.065 (16GA)	- -	53-0635		Call
3/4” X 7/8”	4”	NO	1-1/2” X .065 (16GA)	- -	53-0635		Call

Drive Shaft with World Shield

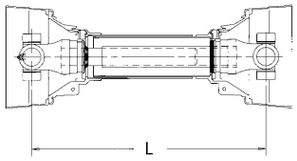

Overall Driveline Length	(L) Min. C to C	(L) Max. C to C	Part Number	Sequence Number	Price
36”	26-3/4”	38”	58-1627		Call
48”	38-3/4”	62”	58-1639		Call
60”	50-3/4”	86”	58-1651		Call

Yoke and Shaft Assembly

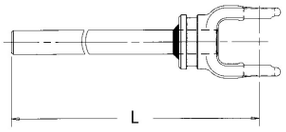

Overall Driveline Length	(L) C to End	Part Number	Sequence Number	Price
36”	24”	65-1627		Call
48”	36”	65-1639		Call
60”	48”	65-1651		Call

Yoke and Tube Assembly

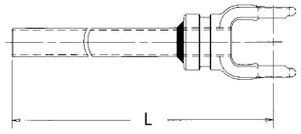

Overall Driveline Length	(L) C to End	Part Number	Sequence Number	Price
36”	24”	64-1627		Call
48”	36”	64-1639		Call
60”	48”	64-1651		Call

World Shield Plastic

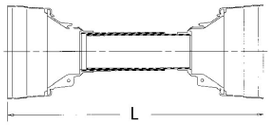

Overall Driveline Length	(L) Length	Bell O.D.	Part Number	Sequence Number	Price
60”	51”	5-1/4”	69-0648	419100	$75.22

Shield Bearing

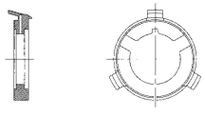

Bearing I.D.	Bearing Width	Use W/Shield Part Number	Part Number	Sequence Number	Price
1-13/16”	5/16”	69-0648	56-1600	420180	$7.24

Prices subject to change without notice. **ASK FOR QUANTITY DISCOUNT**

1-800-228-9222 / e-mail: sales@baumhydraulics.com
Fax: 1-800-832-2522 / www.baumhydraulics.com / © Baum Hydraulics Corporation

BAUM HYDRAULICS CORPORATION

N1000 SERIES

ASAE
Category 1

Replaces Neapco 0600 Series- Interchangable with Spicer 1000 Series

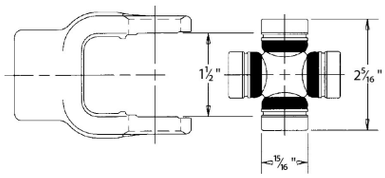

Cross and Bearing Kit: Inside Lock-Up

Bearing Dia.	Lock-Up Dim.	Overall Length	Part Number	Sequence Number	Price
15/16”	1-1/2”	2-5/16”	1-0170	412160	$19.33

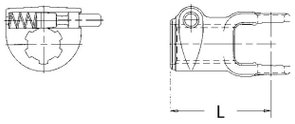

Tractor Yokes: Quick Disconnect

Pin Type Q.D.				
Bore	(L) Length	Part Number	Sequence Number	Price
1-3/8”-6SPL	3-9/16”	10-4139	416588	$88.43
1-3/8”-21SPL	3-9/16”	10-5411	416590	107.76

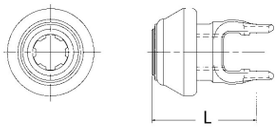

Collar Type Q.D.				
Bore	(L) Length	Part Number	Sequence Number	Price
1-3/8”-6SPL	4-1/16”	10-5430		Call



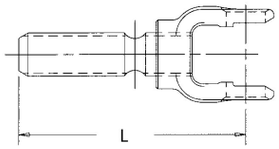

Lawn and Garden Yoke

Slide Collar Q.D.				
Bore	(L) Length	Part Number	Sequence Number	Price
1”-15SPL	2-13/16”	10-5366		Call
Stub Yoke				
Bore	(L) Length	Part Number	Sequence Number	Price
1”-15SPL	5-3/8”	10-0615		Call

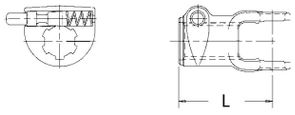

Implement Yokes

Pin Type Q.D.				
Bore	(L) Length	Part Number	Sequence Number	Price
1-3/8”-6SPL	3-9/16”	10-4137	416591	$50.33
1-3/8 -6SPL	3-9/16”	10-5412	416592	75.71

 © Baum Hydraulics Corporation

N1000 SERIES

ASAE
Category 1

Replaces Neapco 0600 Series- Interchangable with Spicer 1000 Series

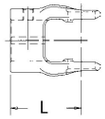

Implement Yokes

Round			Keyway	Set Screw or Drill Thru					
Bore	(L) Length	Width	Loc.	Hole Size	Loc.	Dist. too End	Part Number	Sequence Number	Price
5/8”	2-1/2”	3/16	GAP	3/8”-16	EAR	1/2”	10-4373	414090	$27.31
3/4”	1-11/16”	3/16”	GAP	3/8”-16	EAR	7/16”	10-4693	416320	44.55
3/4”	2-1/2”	3/16”	GAP	3/8”-16	EAR	1/2”	10-0413	414080	18.29
3/4”	2-1/2”	3/16”	GAP	(2)3/8”-16	EAR	1/2”	10-4133		Call
3/4”	2-1/2”	1/4”	GAP	3/8”-16	GAP	1/2”	10-0423		Call
13/16”	2-1/2”	3/16”	GAP	3/8”-16	GAP	5/8”	10-0433		Call
13/16”	2-1/2”	1/4”	GAP	3/8”-16	GAP	5/8”	10-0443		Call
13/16”	2-1/2”	1/4”?	GAP	3/8”-16	EAR	1/2”	10-4173	414144	26.71
7/8”	2-1/2”	3/16”	GAP	3/8”-16	EAR	1/2”	10-4943		Call
7/8”	1-11/16”	1/4”	GAP	3/8”-16	EAR	7/16”	10-1703	416448	37.38
7/8”	1-11/16”	1/4”	EAR	3/8”-16	GAP	7/16”	10-4703		Call
7/8”	2-1/2”	3/16”	GAP	3/8”-16	GAP	5/8”	10-0453		Call
7/8”	2-1/2”	1/4”	GAP	3/8”-16	EAR	1/2”	10-5113		Call
7/8”	2-1/2”	1/4”	GAP	3/8”-16	GAP	1/2”	10-0463		Call
7/8”	2-1/2”	1/4”	GAP	3/8”-16	GAP	1/2”	10-4453	414208	41.34
15/16”	2-1/4”	1/4”	GAP	3/8”-16	EAR	1/2”	10-0473	414272	18.97
1”	1-11/16”	1/4”	GAP	3/8”-16	EAR	7/16”	10-1705	416576	53.28
1”	2-1/2”	3/16”	GAP	3/8”-16	GAP	5/8”	10-0483		Call
1”	2-1/2”	1/4”	GAP	3/8”-16	EAR	1/2”	10-4573	414336	22.29
1”	2-1/2”	1/4”	GAP	3/8”-16	GAP	1/2”	10-0493		Call
1”	2-1/2”	- -	- -	3/8” D.T.	EAR	1/2”	10-4443	416774	26.78
1”	2-1/2”	1/4”	GAP	3/8”-16	EAR	1/2”	10-4493	414400	39.14
1-1/16”	2-1/2”	1/4”	GAP	3/8”-16	EAR	1/2”	10-4163	414464	17.93
1-1/8”	2-1/2”	5/16”	GAP	3/8”-16	EAR	1/2”	10-4473	414528	36.21
1-1/8”	2-1/2”	1/4”	GAP	3/8”-16	EAR	1/2”	10-4143	414592	26.36
1-1/8”	2-1/2”	5/16”	GAP	3/8”-16	GAP	1/2”	10-4113		Call
1-1/8”	2-1/2”	1/4”	GAP	3/8”-16	GAP	29/64”	10-4103		Call
1-3/16”	2-1/2”	5/16”	GAP	3/8”-16	EAR	1/2”	10-4153	414656	26.66
1-1/4”	2-1/2”	5/16”	GAP	3/8”-16	EAR	1/2”	10-4193	414720	18.86
1-1/4”	2-1/2”	5/16”	GAP	3/8”-16	GAP	1/2”	10-4123		Call
1-1/4”	2-1/2”	1/4”	GAP	3/8”-16	EAR	1/2”	10-5156		Call
1-1/4”	2-1/2”	1/4”	GAP	3/8”-16	GAP	1/2”	10-5156		Call
1-1/4”	2-1/2”	1/4”	GAP	3/8”-16	EAR	1/2”	10-4183	414848	19.95
1-1/4”	2-1/2”	- -	- -	3/8”-D.T.	EAR	5/8”	10-4363		Call
1-3/8”	2-1/2”	5/16”	GAP	3/8”-16	EAR	5/8”	10-4293	414935	36.14

 © Baum Hydraulics Corporation

N1000 SERIES

ASAE
Category 1

Replaces Neapco 0600 Series- Interchangable with Spicer 1000 Series

Implement Yokes

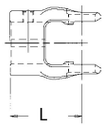

Round-Double Keyway				Set Screw					
Bore	(L) Length	Width	Loc.	Hole Size	Loc.	Dist. too End	Part Number	Sequence Number	Price
13/16”	2-1/2”	3/16”	GAP	3/8”-16	EAR	1/2”	10-5313	416785	$55.02
13/16”	2-1/2”	1/4”	GAP	3/8”-16	EAR	1/2”	10-5313	416785	55.02
7/8”	2-1/2”	3/16”	GAP	3/8”-16	EAR	1/2”	10-5213	416790	31.52
7/8”	2-1/2”	1/4”	GAP	3/8”-16	EAR	1/2”	10-5213	416790	31.52
1”	2-1/2”	3/16”	GAP	3/8”-16	EAR	1/2”	10-5215	416795	26.78
1”	2-1/2”	1/4”	GAP	3/8”-16	EAR	1/2”	10-5215	416795	26.78
1-1/8”	2-1/2”	1/4”	GAP	3/8”-16	EAR	1/2”	10-5216	416805	32.66
1-1/8”	2-1/2”	5/16”	GAP	3/8”-16	EAR	1/2”	10-5216	416805	32.66
1-3/16”	2-1/2”	1/4”	GAP	3/8”-16	EAR	1/2”	10-1574	416810	51.22
1-3/16”	2-1/2”	1/4”	GAP	3/8”-16	EAR	1/2”	10-1574	416810	51.22
1-1/4”	2-1/2”	1/4”	GAP	3/8”-16	EAR	1/2”	10-5218	416820	25.81
1-1/4”	2-1/2”	5/16”	GAP	3/8”-16	EAR	1/2”	10-5218	416820	25.81

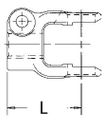

Clamp		Drill Thru				
Bore	(L) Length	Hole Size	Bolt Fit	Part Number	Sequence Number	Price
47/64”-16 SPL	2-1/4”	15/32”	7/16”	10-4611		Call
47/64”-16 SPL	2-3/4”	29/64”	7/16”	10-5352		Call
1” RD	2-3/4”	15/32”	7/16”	10-5322*		Call
*Also has 1/4” kyway and set screw hole						

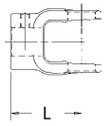

Hexagon		Set Screw					
Bore	(L) Length	Hole Size	Loc.	Dist. to End	Part Number	Sequence Number	Price
7/8”	2-1/2”	3/8”-16	GAP	5/8”	10-4282	415424	$24.52
1-1/8”	2-1/2”	3/8”-16	GAP	1/2”	10-0432	415488	29.59

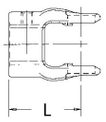

Spline		Drill Thru					
Bore	(L) Length	Hole Size	Loc.	Dist. to End	Part Number	Sequence Number	Price
7/8”-13 SPL	2-1/2”	3/8”-16	EAR	1/2”	10-4481		Call
7/8”-13 SPL	2-1/2”	- -	- -	- -	10-5334		Call
1”-6 SPL	2-1/2”	- -	- -	- -	10-5158	416630	40.21
1-1/8”-6 SPL	2-1/2”	21/65” D.T.	EAR	1/2”	10-0411	416704	52.03
1-3/8”6 SPL	2-1/2”	21/64” D.T.	EAR	3/8”	10-0431	416768	59.29

ASK FOR QUANTITY DISCOUNT ***Prices subject to change without notice.***

 © Baum Hydraulics Corporation

N1000 SERIES

ASAE
Category 1

Replaces Neapco 0600 Series- Interchangable with Spicer 1000 Series

Implement Yokes



Square	Set Screw and Drill Thru						
Bore	(L) Length	Hole Size	Loc.	Dist. too End	Part Number	Sequence Number	Price
3/4”	1-11/16”	3/8”-16	EAR	7/16”	10-5354		Call
3/4”	2-1/2”	3/8”-16	EAR	1/2”	10-0422	415040	26.38
3/4”	2-1/2”	5/16” D.T.	GAP	1/2”	10-5149		Call
7/8”	1-11/16”	3/8”-16	EAR	7/16”	10-1707		Call
7/8”	2-1/2”	3/8”-16	EAR	1/2”	10-0412	415104	16.88
7/8” X 1*	2-1/2”	3/8”-16	EAR	1/2”	10-1580		Call
1”	2-1/2”	3/8”-16	EAR	1/2”	10-0452	415232	21.34
1-1/8”	2-1/2”	- -	- -	- -	10-1557	415296	36.19
*Double Square							

Implement Slip Yokes

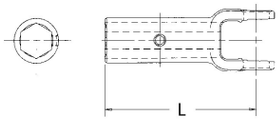

Hexagon	Grease Fittin					
Bore	(L) Length	Loc.	Dist. too End	Part Number	Sequence Number	Price
7/8”	5-1/2”	GAP	1-3/4”	10-3162*	416192	$46.55
1-1/8”	5-1/2”	GAP	1-3/4”	10-0332*	416256	43.57
*Grease fitting assembled in yoke						

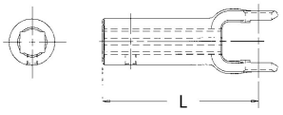

Rectangular	Set Screw						
Bore	(L) Length	Hole Size	Loc.	Dist. to End	Part Number	Seuence Number	Price
3/4” X 7/8”	5-1/2”	1/8” NPT	EAR	1”	10-1769	416062	$56.40

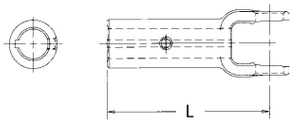

Round	Keyway	Grease Fitting						
Bore	(L) Length	Width	Loc.	Loc.	Dis. to End	Part Number	Seuence Number	Price
3/4”	5-1/2”	3/16”	GAP	GAP	2”	10-0313*	415744	$73.22
13/16”	5-1/2”	1/4”	GAP	GAP	1-3/4”	10-0323*	414143	....
7/8”	5-1/2”	1/4”	GAP	GAP	1-3/4”	10-0333*	415808	50.48
15/16”	5-1/2”	1/4”	GAP	GAP	2”	10-3203*		Call
1”	5-1/2”	1/4”	GAP	GAP	1-3/4”	10-0383*	415872	51.31
1-1/8”	5-1/2”	5/16”	GAP	GAP	1-3/4”	10-3183*	415936	54.60
1-1/4”	5-1/2”	5/16”	GAP	GAP	1-3/4”	10-3163*	416000	56.02
1-1/4”	5-1/2”	1/4”	GAP	GAP	2”	10-3173*		Call
Grease fitting assembled in yoke*								

N1000 SERIES

ASAE
Category 1

Replaces Neapco 0600 Series- Interchangable with Spicer 1000 Series

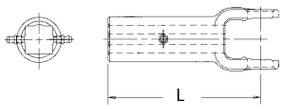

Square	Grease Fitting					
Bore	(L) Length	Loc.	Dist. too End	Part Number	Sequence Number	Price
3/4”	5-1/2”	GAP	2”	10-1758*	416060	$82.17
3/4”	5-1/2”	GAP	1-3/4”	10-0312*		Call
7/8”	5-1/2”	GAP	1-3/4”	10-0322*	416064	47.43
1”	5-1/2”	GAP	1-3/4”	10-3122*	416128	47.55
*Grease fitting assembled in yoke						

Double Pivot Yoke

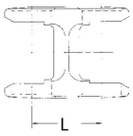

Maximum					
(L) C to C	Static Angle	Operating Angle	Part Number	Sequence Number	Price
1-11/16”	7°	5°	10-5303		Call
2-1/2”	20°	18°	10-5361	416580	79.66
3-3/16”	90°	45°	10-5331		Call

Shaft Weld Yoke

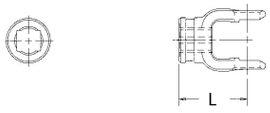

Bore	(L) Length	Use W/Shaft Part Number	Part Number	Sequence Number	Price
3/4” X 7/8”	2-1/2”	73-0750	10-5129	415552	$55.86

Rectangular Shaft

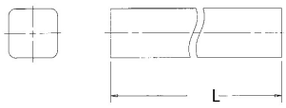

Size	(L) Length	Use W/Weld Yoke Part Number	Part Number	Sequence Number	Price
3/4” X 7/8”	72”	10-5129	73-0750		Call

Tube Weld Yoke

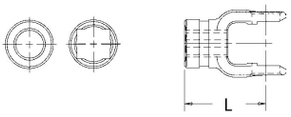

Bore	(L) Length	Use W/Tube Part Number	For Tube	Part Number	Sequence Number	Price
1” X 1-1/8”	2-3/4”	70-1001	1” X 1-1/8”	10-5131	415616	$55.88
1-3/16” RD	3”	70-1625	1-5/8” X 16GA	10-5132		Call
1-1/4” RD	2-1/2”	- - -	1-1/4” X 13GA	10-5174		Call
- - -	2-1/2”	70-2000	2” X 14GA	10-1005		Call

ASK FOR QUANTITY DISCOUNT ***Prices subject to change without notice.***

BAUM HYDRAULICS CORPORATION
1-800-228-9222 / e-mail: sales@baumhydraulics.com
Fax: 1-800-832-2522 / www.baumhydraulics.com / © Baum Hydraulics Corporation

N1000 SERIES

ASAE
Category 1

Replaces Neapco 0600 Series- Interchangable with Spicer 1000 Series

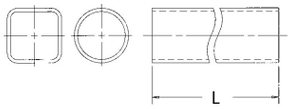

Rectangular and Round Tube

O.D.	(L) Length	Wall Thickness	Use W/Weld Yoke Number	Part Number	Sequence Number	Price
1” X 1-1/8”	72”	.125	15-5131	70-1001	Call	Call
1-5/8” RD	72”	.065 (16GA)	15-5132	70-1625	411815	80.33

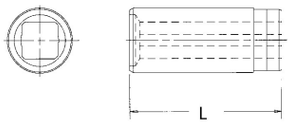

Slip Sleeve

I.D.	(L) Length	Lube Fitting	For Tube	Shield Brg. No	Part Number	Sequence Number	Price
3/4” X 7/8”	4”	NO	1-5/8” X .065 (16GA)	- -	53-0634	416935	$43.21

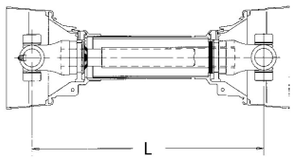

Drive Shaft with World Shield

Overall Driveline Length	(L) Min. C to C	(L) Max C to C	Part Number	Sequence Number	Price
36”	26-3/4”	38”	58-0627		Call
48”	38-3/4”	62”	58-0639		Call
60”	50-3/4”	86”	58-0651	.	Call

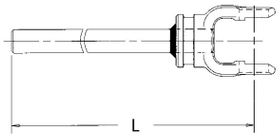

Yoke and Shaft Assembly

Overall Driveline Length	(L) C to End	Part Number	Sequence Number	Price
36”	24”	65-0627		Call
48”	36”	65-0639		Call
60”	48”	65-0651		Call

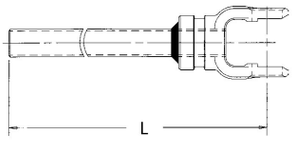

Yoke and Tube Assembly

Overall Driveline Length	(L) C to End	Part Number	Sequence Number	Price
36”	24”	64-0627		Call
48”	36”	64-0639		Call
60”	48”	64-0651		Call

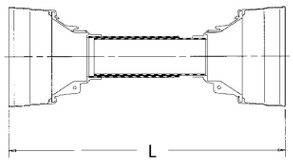

World Shield Plastic

Overall Driveline Length	(L) Length	Bell O.D.	Part Number	Sequence Number	Price
60”	51”	5-1/4”	69-0648	419100	$75.22
Shield Bearings are nor included, Please order part number 56-0600 Note: Shields can be cut to fit 36” and 48” drives.					

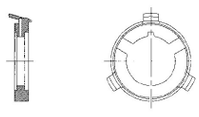

Shield Bearing

Bearing I.D.	Bearing Width	Use W/Shield Part Number	Part Number	Sequence Number	Price
1-12”	5/16”	69-0648	56-0600	420160	$8.95
Note: Two Bearings per box					

Prices subject to change without notice. **ASK FOR QUANTITY DISCOUNT**

1-800-228-9222 / e-mail: sales@baumhydraulics.com
Fax: 1-800-832-2522 / www.baumhydraulics.com / © Baum Hydraulics Corporation

BAUM HYDRAULICS CORPORATION

1200 SERIES

ASAE
Category 2

Replaces Rockwell L12N Series- Replaces Weasler 12 Series

Tractor Yokes: Quick Disconnect

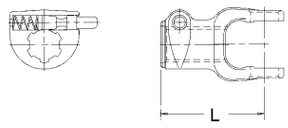

Pin Type Q.D.				
Bore	(L) Length	Part Number	Sequence Number	Price
1-3/8”-6 SPL	4-1/16”	12-1190	418385	$73.48
1-3/8”-21 SPL	4-1/16”	12-1193	418390	94.10

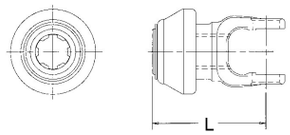

Collar Type Q.D.				
Bore	(L) Length	Part Number	Sequence Number	Price
1-3/8”-6 SPL	4-1/2”	12-2330		Call
1-3/8”-21 SPL	4-1/2”	12-2321		Call

Implement Yokes

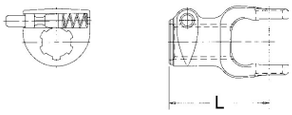

Pin Type Q.D.				
Bore	(L) Length	Part Number	Sequence Number	Price
1-3/8-6 SPL	4-1/16”	12-1300	418407	$49.19
1-3/8”-21 SPL	4-1/16”	12-1350	418462	72.05

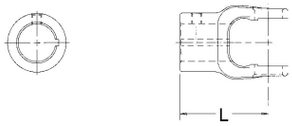

Round		Keyway		-------- Set Screw --------					
Bore	(L) Length	Width	Loc.	Hole Size	Loc.	Dist. to End	Part Number	Sequence Number	Price
3/4”	2-3/4”	3/16”	EAR	3/8”-16	GAP	5/8”	12-1312	418415	$36.74
13/16”	3-1/2”	1/4”	EAR	3/8”-16	GAP	7/8”	12-1112	418300	58.00
7/8”	2-3/4”	1/4”	EAR	3/8”-16	GAP	5/8”	12-1133		Call
7/8”	3-1/2”	1/4”	EAR	3/8”-16	GAP	7/8”	12-1113	418305	48.19
15/16”	2-3/4”	1/4”	EAR	3/8”-16	GAP	5/8”	12-1134	418335	44.53
1”	2-3/4”	1/4”	EAR	3/8”-16	GAP	7/8”	12-1135		Call
1”	2-3/4”	1/4”	EAR	3/8”-16	EAR	5/8”	12-1155		Call
1”	3-1/2”	1/4”	EAR	3/8”-16	GAP	7/8”	12-1115		Call
1-1/8”	2-3/4”	5/16”	EAR	3/8”-16	GAP	7/8”	12-1137		Call
1-1/8”	2-3/4”	1/4”	EAR	3/8”-16	EAR	5/8”	12-1162		....
1-1/8”	3-1/2”	5/16”	EAR	3/8”-16	GAP	7/8”	12-1117		Call
1-1/8”	3-1/2”	1/4”	EAR	(2)3/8”-16	EAR	7/8”	12-1326		Call
1-1/8”	3-1/2”	1/4”	EAR	(2)3/8”-16	GAP	7/8”	12-1326		Call
1-3/16”	3-1/2”	5/16”	EAR	3/8”-16	GAP	7/8”	12-1118	418320	28.00
1-1/4”	2-3/4”	5/16”	EAR	3/8”-16	GAP	7/8”	12-1139		Call
1-1/4”	2-3/4”	5/16”	EAR	3/8”-16	EAR	5/8”	12-1169		Call
1-1/4”	3-1/2”	5/16”	EAR	3/8”-16	GAP	7/8”	12-1119		Call
1-1/4”	3-1/2”	1/4”	EAR	(2)3/8”-16	EAR	5/8”	12-1176		Call
1-1/4”	3-1/2”	1/4”	EAR	(2)3/8”-16	GAP	5/8”	12-1176		Call
1-3/8”	3-1/2”	5/16”	EAR	3/8”-16	GAP	7/8”	12-1120	418330	62.03
1-1/2”	2-3/4”	3/8”	GAP	(2)3/8”-16	EAR	5/8”	12-1175	418370	77.29
1-1/2”	2-3/4”	3/8”	GAP	(2)3/8”-16	GAP	5/8”	12-1175	418370	77.29

ASK FOR QUANTITY DISCOUNT ***Prices subject to change without notice.***

 © Baum Hydraulics Corporation

1200 SERIES

ASAE
Category 2

Replaces Rockwell L12N Series- Replaces Weasler 12 Series

Implement Yokes

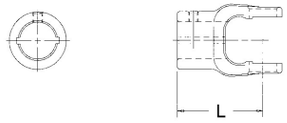

Round-Double Keyway	Keyway			-------- Set Screw --------					
Bore	(L) Length	Width	Loc.	Hole Size	Loc.	Dist. to End	Part Number	Sequence Number	Price
1”	3-1/2”	3/16”	EAR	3/8”-16	GAP	7/8”	12-1215	418395	$51.45
1”	3-1/2”	1/4”	EAR	3/8”-16	GAP	7/8”	12-1215	418395	51.45
1-1/8”	3-1/2”	1/4”	EAR	3/8”-16	GAP	7/8”	12-1216	418400	60.62
1-1/8”	3-1/2”	5/16”	EAR	3/8”-16	GAP	7/8”	12-1216	418400	60.62
1-1/4”	3-1/2”	1/4”	EAR	3/8”-16	GAP	7/8”	12-1218	418405	65.97
1-1/4”	3-1/2”	5/16”	EAR	3/8”-16	GAP	7/8”	12-1218	418405	65.97

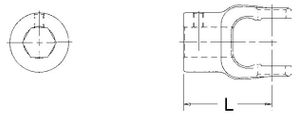

Hexagon	-------- Set Screw --------						
Bore	(L) Length	Hole Size	Loc.	Dist. to End	Part Number	Sequence Number	Price
1-1/8”	2-3/4”	3/8”-16	GAP	5/8”	12-1168	418355	$37.12
1-1/8”	3-1/2”	3/8”-16	GAP	7/8”	12-1328		Call



Rectangular	-------- Drill Thru --------						
Bore	(L) Length	Hole Size	Loc.	Dist. to End	Part Number	Sequence Number	Price
1” X 1-1/8”	3-1/2”	25/64”	GAP	1”	12-1197		Call

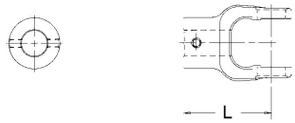

Shear	-------- Drill Thru --------						
Bore	(L) Length	Hole Size	Loc.	Dist. to End	Part Number	Sequence Number	Price
1”	3”	21/64”	EAR	5/8”	12-1319	418435	$149.10
1-1/8”	3-1/2”	5/16”	GAP	5/8”	12-1302	418410	58.00
1-1/4”	3”	25/64”	EAR	5/8”	12-1330	418450	87.10
1-3/8”	3-1/4”	17/32”	GAP	1/2”	12-1320	418440	78.33

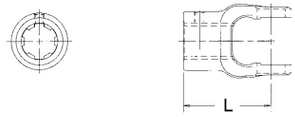

Spline	-------- Drill Thru --------						
Bore	(L) Length	Hole Size	Loc.	Dist. to End	Part Number	Sequence Number	Price
1-1/8”-6 SPL	3-1/2”	21/64”	GAP	1-1/4”	12-1181	418380	$88.84
1-3/8”-6 SPL	3-1/2”	21/64”	GAP	15/16”	12-1172	418365	50.17
1-3/8”-21 SPL	3-1/2”	- -	- -	- -	12-1315	418425	46.79

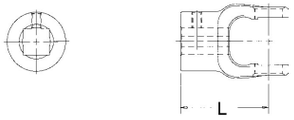

Square	Set Screw or Drill Thru						
Bore	(L) Length	Hole Size	Loc.	Dist. to End	Part Number	Sequence Number	Price
7/8”	2-3/4”	3/8”-16	EAR	5/8”	12-1170	418360	$57.22
1”	2-3/4”	3/8”-16	EAR	5/8”	12-1159		Call
1-1/8”	3-1/2”	25/64” D.T.	GAP	5/8”	12-1148	418340	83.26
1-1/4”	2-3/4”	11/32” D.T.	GAP	5/8”	12-1321	418445	75.60
*Double Square							

1200 SERIES

ASAE
Category 2

Replaces Rockwell L12N Series- Replaces Weasler 12 Series

neapco

Implement Slip Yokes

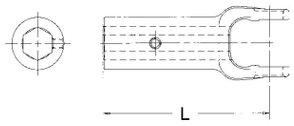

Hexagon			-------- Set Screw --------				
Bore	(L) Length	Hole Size	Loc.	Dist. to End	Part Number	Sequence Number	Price
1-1/8”	5-1/4”	1/8” NPT	GAP	1-3/4”	12-1173		Call

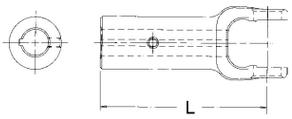

Round		Keyway		----Set Screw----					
Bore	(L) Length	Width	Loc.	Hole Size	Loc.	Dist. to End	Part Number	Sequence Number	Price
1”	5-1/4”	1/4”	EAR	1/8” NPT	EAR	1-3/4”	12-1316	418426	$65.22
1-1/4”	5-1/4”	5/16”	EAR	1/8” NPT	EAR	1-3/4”	12-1174		Call

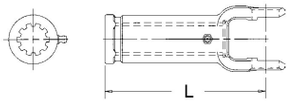

Spline		-------- Set Screw --------					
Bore	(L) Length	Hole Size	Loc.	Dist. to End	Part Number	Sequence Number	Price
1-1/4”-6 SPL	5-1/4”	1/8” NPT	GAP	1-3/4”	12-1171		Call
1-3/8”-16 SPL	5-1/4”	1/4”-28	GAP	3-3/8”	12-2322		Call

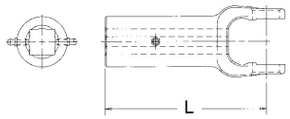

Square		-------- Set Screw --------					
Bore	(L) Length	Hole Size	Loc.	Dist. to End	Part Number	Sequence Number	Price
1”	5-1/4”	1/8” NPT	GAP	1-3/4”	12-1314	418420	$77.64

Double Pivot Yoke

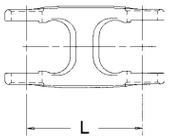

Maximum					
(L) C to C	Static Angle	Operating Angle	Part Number	Sequence Number	Price
2-3/8”	10°	7°	12-1410	418465	$43.00
3-3/8”	37°	35°	12-1400		Call

Shaft Weld Yoke

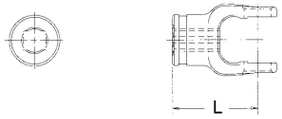

Bore	(L) Length	Use W/Shaft Part Number	Part Number	Sequence Number	Price
1” X 1-1/8”	2-15/16”	73-1001	12-1340	418460	$95.16

Rectangular Shaft

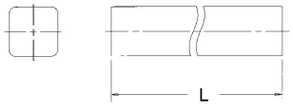

Bore	(L) Length	Use W/Weld Yoke Part Number	Part Number	Sequence Number	Price
1” X 1-1/8”	72”	12-1340	73-1001		Call

Tube Weld Yoke

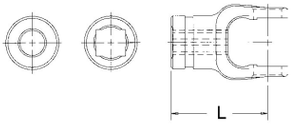

Bore	(L) Length	Use W/Tube Part Number	For Tube	Part Number	Sequence Number	Price
1-9/32” X 1-13/32”	2-15/16”	70-1250	1-1/4” X 1-3/8”	12-1318	418430	$92.86
1-1/2” RD	3-3/4”	70-2000	2” X .083 (14GA)	12.1334	418455	96.76

ASK FOR QUANTITY DISCOUNT ***Prices subject to change without notice.***

BAUM HYDRAULICS CORPORATION
1-800-228-9222 / e-mail: sales@baumhydraulics.com
Fax: 1-800-832-2522 / www.baumhydraulics.com / © Baum Hydraulics Corporation

1200 SERIES

ASAE
Category 2

Replaces Rockwell L12N Series- Replaces Weasler 12 Series

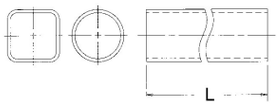

Rectangular and Round Tube

O.D.	(L) Length	Wall Thickness	Use W/Weld Yoke Part Number	Part Number	Sequence Number	Price
1-1/4” X 1-3/8”	72”	.125	12-1318	70-1250		Call
2”	72”	.083 (14GA)	12-1334	70-2000		Call

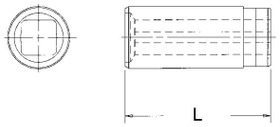

Slip Sleeve

I.D.	(L) Length	Lube Fitting	For Tube	Shield Brg. Numebr	Part Number	Sequence Number	Price
1” X 1-1/8”	5”	YES	2” X .083 (14GA)	56-2294	53-2034	416950	$48.19
1” X 1-1/8”	5”	YES	2” X .083 (14GA)	56-2295	53-2034	416950	48.19

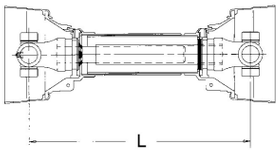

Drive Shaft with World Shield

Overall Driveline Length	(L) Min. C to C	(L) Max. C to C	Part Number	Sequence Number	Price
36”	27-1/4”	38”	58-1227		Call
48”	39-1/4”	62”	58-1239		Call
60”	51-1/4”	86”	58-1251		Call

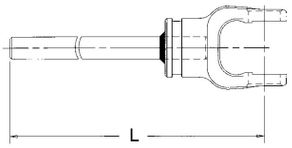

Yoke and Shaft Assembly

Overall Driveline Length	(L) C to End	Part Number	Sequence Number	Price
36”	24”	65-2827		Call
48”	36”	65-2839		Call
60”	48”	65-2851		Call

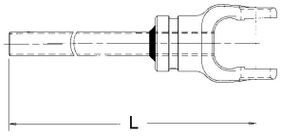

Yoke and Tube Assembly

Overall Driveline Length	(L) C to End	Part Number	Sequence Number	Price
36”	24”	64-2727		Call
48”	36”	64-2739		Call
60”	48”	64-2751		Call

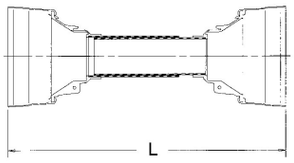

World Shield Plastic

Overall Driveline Length	(L) Length	Bell O.D.	Part Number	Sequence Number	Price
60”	51”	6-1/8”	69-1248	419290	$69.28
Shield Bearings are not included. Please order part number 56-2000 Note: Shield can be cut shorter to fit 36” and 48” drives.					

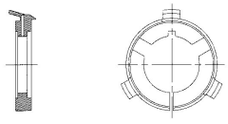

Shield Bearing

Bearing I.D.	Bearing Width	Use W/Shield Part Number	Part Number	Sequence Number	Price
2-1/16”	11/32”	69-1248	56-2000	420190	$10.72
Note: Two Bearings per box					

Prices subject to change without notice. **ASK FOR QUANTITY DISCOUNT**

1800 SERIES

ASAE
Category 3

Replacement Category 3 Series

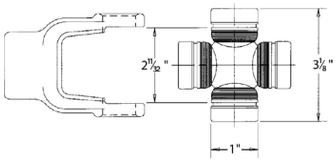

Cross and Bearing Kit: Inside Lock-up

Bearing Dia.	Lock-Up Dim.	Overall Length	Part Number	Sequence Number	Price
1”	2-11/32”	3-1/8”	1-1875	412288	$24.26

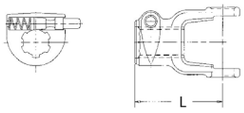

Tractor Yokes: Quick Disconnect

Bore	(L) Length	Part Number	Sequence Number	Price
1-3/8”-6 SPL	4-1/4”	18-7403	418050	$77.79
1-3/8”-21 SPL	4-1/4”	18-7406	418049	....
Note: Tractor end use only				

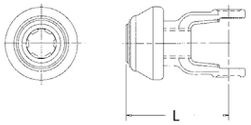

Collar Type Q.D.

Bore	(L) Length	Part Number	Sequence Number	Price
1-3/8”-6 SPL	4-11/32”	18-7330		Call
1-3/8”-21 SPL	4-11/32”	18-7339		Call

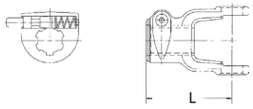

Implement Yokes Pin Type Q.D.

Bore	(L) Length	Part Number	Sequence Number	Price
1-3/8”-6 SPL	4-1/4”	18-7404	4180482	$128.19
1-3/8”-21 SPL	4-1/4”	18-7405	4180484	....
Note: Implement end use only				

Implement Yokes

Round		Keyway		Set Screw or Drill Thru					
Bore	(L) Length	Width	Loc.	Hole Size	Loc.	Dist. to End	Part Number	Sequence Number	Price
1”	3-3/4”	1/4”	EAR	3/8”-16	GAP	7/8”	18-7115	417280	$56.53
1-1/8”	3-3/4”	5/16”	EAR	3/8”-16	GAP	7/8”	18-7117	417344	....
1-1/4”	3-3/4”	5/16’	EAR	3/8”-16	GAP	7/8”	18-7119	417472	97.45
1-3/8”	3-1/2”	- -	- -	17/32” D.T.	GAP	1/2”	18-7315		Call
1-3/8”	3-3/4”	5/16”	EAR	3/8”-16	GAP	7/8”	18-7120	417536	44.72
1-1/2”	3-1/4”	3/8”	EAR	3/8”-16	EAR	5/8”	18-7313	417600	62.22
1-1/2”	3-1/4”	3/8”	EAR	3/8”-16	GAP	5/8”	18-7313	417600	62.22

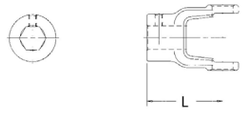

Hexago	-----Set Screw-----						
Bore	(L) Length	Hole Size	Loc.	Dist. to End	Part Number	Sequence Number	Price
1-1/8”	3-3/4”	3/8”-16	EAR	7/8”	18-7128	417728	$76.45

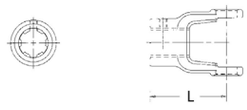

Spline	-----Drill Thru-----						
Bore	(L) Length	Hole Size	Loc.	Dist. to End	Part Number	Sequence Number	Price
1-3/8”-6 SPL	3-3/4”	21/64”	GAP	15/16”	18-7132	417876	$81.05

ASK FOR QUANTITY DISCOUNT *Prices subject to change without notice.*

BAUM HYDRAULICS CORPORATION
1-800-228-9222 / e-mail: sales@baumhydraulics.com
Fax: 1-800-832-2522 / www.baumhydraulics.com / © Baum Hydraulics Corporation

1800 SERIES

ASAE
Category 3

Replacement Category 3 Series



Implement Yokes

Square			Set Screw or Drill Thru				
Bore	(L) Length	Hole Size	Loc.	Dist. to End	Part Number	Sequence Number	Price
1”	3-5/8”	- -	- -	- -	18-7125	417546	$45.24
1-1/4”	3-1/4”	- -	- -	- -	18-7127	417856	63.66

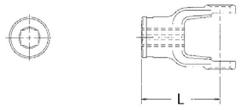

Shaft Weld Yoke

Bore	(L) Length	Use W/Shaft Part Number	Part Number	Sequence Number	Price
1” X 1-1/8”	3-3/8”	73-1001	18-7327	417920	$50.71

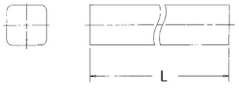

Rectangular Shaft

Bore	(L) Length	Use W/Weld Yoke Part Number	Part Number	Sequence Number	Price
1” X 1-1/8”	72”	18-7327	73-1001		Call

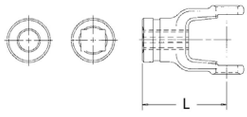

Tube Weld Yoke

Bore	(L) Length	Use W/Tube Part Number	For Tube	Part Number	Sequence Number	Price
1-9/32” X 1-13/32”	3-3/8”	70-1250	1-1/4” X 1-3/8”	18-7328	417925	$43.83
1-1/2” RD	3-1/2”	70-2000	2” X .083 (14GA)	18-7305	417594	38.12

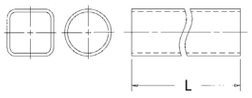

Rectangular and Round Tube

O.D.	(L) Length	Wall Thickness	Use W/Weld Yoke Part Number	Part Number	Sequence Number	Price
1-1/4” X 1-3/8”	72”	.125	18-7328	70-1250		Call
2”	72”	.083 (14GA)	18-7305	70-2000		Call

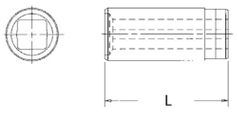

Slip Sleeve

I.D.	(L) Length	Lube Fitting	For Tube	Shield Brg. Numebr	Part Number	Sequence Number	Price
1” X 1-1/8”	5”	YES	2” X .083 (14GA)	56-2294	53-2034	416950	$48.19
1” X 1-1/8”	5”	YES	2” X .083 (14GA)	56-2295	53-2034	416950	48.19

Prices subject to change without notice. **ASK FOR QUANTITY DISCOUNT**

1800 SERIES

ASAE
Category 3

Replacement Category 3 Series

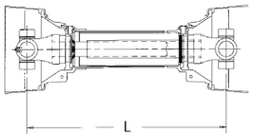

Drive Shaft with World Shield

Overall Driveline Length	(L) Min C to C	(L) Max. C to C	Part Number	Sequence Number	Price
36”	28”	38”	58-1828		Call
48”	40”	62”	58-1840		Call
60”	52”	86”	58-1852		Call

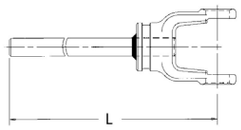

Yoke and Shaft Assembly

Overall Driveline Length	(L) C to End	Part Number	Sequence Number	Price
36”	24”	65-1828		Call
48”	36”	65-1840		Call
60”	48”	65-1852		Call

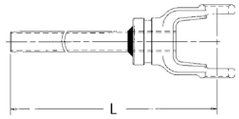

Yoke and Tube Assembly

Overall Driveline Length	(L) C to End	Part Number	Sequence Number	Price
36”	24”	64-1828		Call
48”	36”	64-1840		Call
60”	48”	64-1852		Call

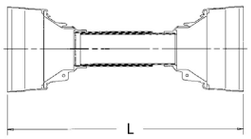

World Shield Plastic

Overall Driveline Length	(L) Length	Bell O.D.	Part Number	Sequence Number	Price
60”	52”	6-1/8”	69-1248		Call
Shield Bearings are not included. Please order part number 56-2000 Note: Shield can be cut shorter to fit 36” and 48” drives.					

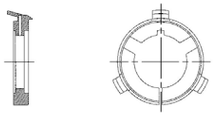

Shield Bearing

Bearing I.D.	Bearing Width	Use W/Shield Part NUmber	Part Number	Sequence Number	Price
2-1/16”	11/32”	69-1248	56-2000	420190	$10.72
Note: Two Bearings per box					

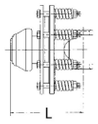

Friction Clutch

Bore	(L) Length	Flange O.D.	Part Number	Sequence Number	Price
1-3/8”-6 SPL	5-7/8”	7-1/8”	80-1802		Call
Note: Two per box					

Shear Bolt: Collar Type Q.D.

Bore	(L) Length	Part Number	Sequence Number	Price
1-3/8”-6 SPL	6-3/8”	18-7506		Call

ASK FOR QUANTITY DISCOUNT *Prices subject to change without notice.*

 © Baum Hydraulics Corporation

2000 SERIES

ASAE
Category 3

Replaces Rockwell L14N Series- Replaces Weasler 14 Series

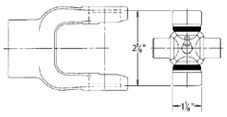

Cross and Bearing Kit: Outside Lock-Up

Bearing Dia.	Lock-Up Dim.	Overall Length	Part Number	Sequence Number	Price
1-1/8”	2-5/8”	2-5/8”	1-2075	412352	$27.40

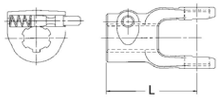

Tractor Yokes: Quick Disconnect

Pin Type Q.D				
Bore	(L) Length	Part Number	Sequence Number	Price
1-3/8”-6 SPL	4-1/4”	20-9309	418720	$92.12
1-3/8”-21 SPL	4-1/4”	20-9325	418750	69.00

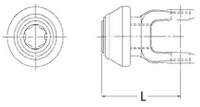

Collar Type Q.D				
Bore	(L) Length	Part Number	Sequence Number	Price
1-3/8”-6 SPL	4-3/4”	20-9330		Call
1-3/8”-21 SPL	4-3/4”	20-9321		Call

Implement Yokes

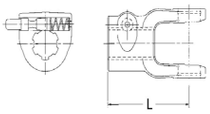

Pin Type Q.D				
Bore	(L) Length	Part Number	Sequence Number	Price
1-3/8”-6 SPL	4-1/4”	20-9319	418742	$74.97
1-3/8”-21 SPL	4-1/4”	20-9324	418747	73.90

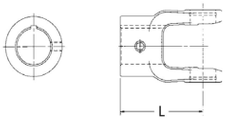

Round		Keyway		----- Set Screw-----					
Bore	(L) Length	Width	Loc.	Hole Size	Loc.	Dist. to End	Part Number	Sequence Number	Price
1”	3-3/4”	1/4”	EAR	3/8”-16	GAP	7/8”	20-9115	418625	$50.83
1-1/8”	3-3/4”	5/16”	EAR	3/8”-16	GAP	7/8”	20-9117	418630	38.97
1-3/16”	3-3/4”	5/16”	EAR	3/8”-16	GAP	7/8”	20-9118	418635	61.97
1-1/4”	3-3/4”	1/4”	EAR	3/8”-16	GAP	7/8”	20-9302		Call
1-1/4”	3-3/4”	5/16”	EAR	3/8”-16	GAP	7/8”	20-9218	418705	56.91
1-3/8”	3-3/4”	5/16”	EAR	3/8”-16	GAP	7/8”	20-9120	418645	56.81
1-3/8”	3-3/4”	- -	- -	7/16” D.T.	GAP	13/16”	20-9189		Call
1-7/16”	3-3/4”	3/8”	EAR	3/8”-16	GAP	7/8”	20-9154	418670	66.45
1-1/2”	3-3/4”	3/8”	GAP	3/8”-16	EAR	7/8”	20-9307	418715	48.55
1-1/2”	3-3/4”	3/8”	GAP	3/8”-16	GAP	7/8”	20-9307	418715	48.55

Prices subject to change without notice. **ASK FOR QUANTITY DISCOUNT**

2000 SERIES

ASAE
Category 3

Replaces Rockwell L14N Series- Replaces Weasler 14 Series

Implement Yokes

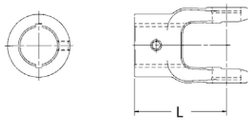

Round-Double		Keyway		-----Set Screw-----					
Bore	(L) Length	Width	Loc.	Hole Size	Loc.	Dist. to End	Part Number	Sequence Number	Price
1-1/8”	3-3/4”	1/4”	EAR	3/8”-16	GAP	7/8”	20-9216	418700	$53.52
1-1/8”	3-3/4”	5/16”	EAR	3/8”-16	GAP	7/8”	20-9216	418700	53.52
1-3/16”	3-3/4”	1/4”	EAR	3/8”-16	GAP	7/8”	20-9217		Call
1-3/16”	3-3/4”	5/16”	EAR	3/8”-16	GAP	7/8”	20-9217		Call
1-1/4”	3-3/4”	1/4”	EAR	3/8”-16	GAP	7/8”	20-9218	418705	56.91
1-1/4”	3-3/4”	5/16”	EAR	3/8”-16	GAP	7/8”	20-9218	418705	56.91

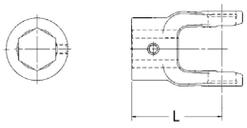

Hexagon		-----Set Screw-----					
Bore	(L) Length	Hole Size	Loc.	Dist. to End	Part Number	Sequence Number	Price
1-1/4”	4”	1/4”-28	GAP	1-1/2”	20-9191	418690	$102.86

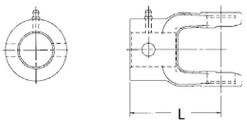

Shear		-----Drill Thru-----					
Bore	(L) Length	Hole Size	Loc.	Dist. to End	Part Number	Sequence Number	Price
1-1/8”	3-3/4”	1/4”	GAP	7/8”	20-9318	418740	$90.98
1-1/4”	3-3/4”	1/4”	GAP	7/8”	20-9317	418735	129.36
1-3/8”	3-1/2”	17/32”	GAP	1/2”	20-9160	418675	42.91
1-1/2”	3-3/4”	1/4”	GAP	7/8”	20-9320	418745	98.22

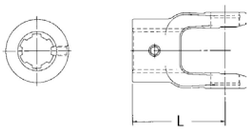

Spline		Set Screw or Drill Thru					
Bore	(L) Length	Hole Size	Loc.	Dist. to End	Part Number	Sequence Number	Price
1-1/8”-6 SPL	3-7/16”	21/64”	GAP	1-1/16”	20-9180	418680	$88.90
1-1/4”-6 SPL	2-3/4”	11/32”	GAP	1”	20-9311	418730	68.09
1-1/4”-6 SPL	3-1/2”	1/2”-20	GAP	1-1/16”	20-9306*		Call
1-3/8”-6 SPL	3-3/4”	21/64”	GAP	15/16”	20-9132	418665	50.33
1-3/8”-21 SPL	3-3/4”	21/64”	GAP	7/8”	20-9193	418695	96.76
Note: For use with part number 53-2047							

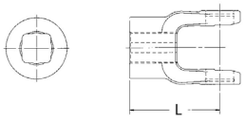

Square		-----Set Screw-----					
Bore	(L) Length	Hole Size	Loc.	Dist. to End	Part Number	Sequence Number	Price
7/8” X 1”*	3-3/4”	3/8”-16	EAR	7/8”	20-9310	418725	$52.14
1-1/8”	3-3/4”	3/8”-16	GAP	7/8”	20-9183	418685	80.62
1-1/4”	3-9/16”	3/8”-16	GAP	3/4”	20-9127	418655	57.14
*Double Square							

 © Baum Hydraulics Corporation

2000 SERIES

ASAE
Category 3

Replaces Rockwell L14N Series- Replaces Weasler 14 Series

Shaft Weld Yoke

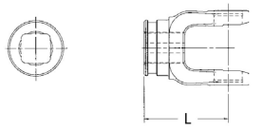

Bore	(L) Length	Use W/Shaft Part #	Part Number	Sequence Number	Price
1” X 1-1/8”	3-3/16”	73-1001	20-9126	418650	$45.16
1” X 1-1/8”	3-3/16”	73-1001	20-9129*	418651	58.81

*Common phasing for Weasler manufactured drives

Weasler drives are phased 90° off from Neapco drives and therefore are not interchangable in half-shaft sub-assemblies.

Rectangular Shaft

Bore	(L) Length	Use W/Shaft Part #	Part Number	Sequence Number	Price
1” X 1-1/8”	72”	20-9126	73-1001		Call

Round and Rectangular Tube Weld Yoke

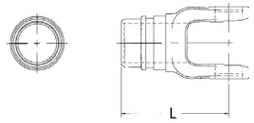

Bore	(L) Length	Use W/Shaft Part #	For Tube	Part Number	Sequence Number	Price
1-1/2” RD	4”	70-2000	2” X .083 (14GA)	20-9131	418660	$50.48
1-9/32” X 1-13/32” RECT	3-3/16”	70-1250	1-1/4” X 1-3/4”	20-9313		Call

Round and Rectangular Tube

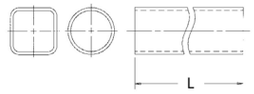

O.D.	(L) Length	Wall Thickness	Use W/Weld Yoke Part Number	Part Number	Sequence Number	Price
2”	72”	0.83 (14GA)	20-9131	70-2000		Call
1-1/4” X 1-3/8”	72”	.125	20-9313	70-1250		Call

Slip Sleeve

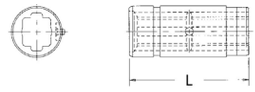

I.D.	(L) Length	Lube Fitting	For Tube	Shield Brg. No.	Part Number	Sequence Number	Price
1” X 1-1/8”	5”	Yes	2” X .083 (14GA)	56-2294	53-2034	416950	$48.19
1” X 1-1/8”	5”	Yes	2” X .083 (14GA)	56-2295	53-2034	416950	48.19

Prices subject to change without notice. **ASK FOR QUANTITY DISCOUNT**

2000 SERIES

ASAE
Category 3

Replaces Rockwell L14N Series- Replaces Weasler 14 Series

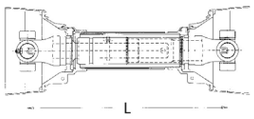

Drive Shaft with World Shield

Overall Driveline Length	(L) Min C to C	(L) Max. C to C	Part Number	Sequence Number	Price
36”	28-3/16”	44-3/16”	58-2028		Call
48”	40”	68-5/16”	58-2040		Call
60”	52”	80-1/4”	58-2052		Call

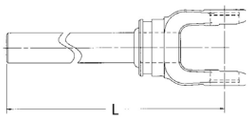

Yoke, Tube and Shaft Assembly

Overall Driveline Length	(L) C to End	Part Number	Sequence Number	Price
36”	23-5/8”	65-2828		Call
48”	35-3/4”	65-2840		Call
60”	35-3/4”	65-2840		Call

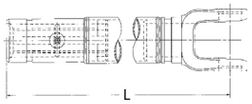

Yoke, Tube and Sleeve Assembly

Overall Driveline Length	(L) C to End	Part Number	Sequence Number	Price
36”	24-3/4”	64-2728		Call
48”	36-9/16”	64-2740		Call
60”	48-9/16”	64-2752		Call

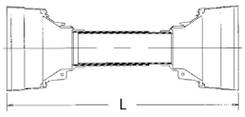

World Shield Plastic

Overall Driveline Length	(L) Length	Bell O.D.	Part Number	Sequence Number	Price
60”	52”	6-1/8”	69-1248	419290	$69.28
Shield Bearings are not included. Please order part number 56-2000 Note: Shield can be cut shorter to fit 36” and 48” drives.					

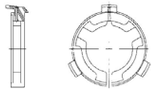

Shield Bearing

Bearing I.D.	Bearing Width	Use W/Shield Part NUmber	Part Number	Sequence Number	Price
2-1/16”	11/32”	69-1248	56-2000	420190	$10.72
Note: Two Bearings per box					

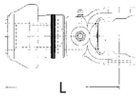

Shear Bolt: Collar Type Q.D.

Bore	(L) Length	Part Number	Sequence Number	Price
1-3/8”-6 SPL	6-1/32”	20-9506		Call
1-3/8”-21 SPL	6-1/32”	20-9521		Call

ASK FOR QUANTITY DISCOUNT ***Prices subject to change without notice.***

BAUM HYDRAULICS CORPORATION
1-800-228-9222 / e-mail: sales@baumhydraulics.com
Fax: 1-800-832-2522 / www.baumhydraulics.com / © Baum Hydraulics Corporation

2200 SERIES

ASAE
Category 4

Replaces Rockwell L35N Series- Replaces Weasler 35 Series

Cross and Bearing Kit: Outside Lock-Up

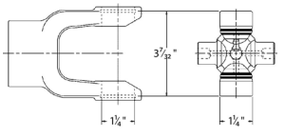

Bearing Dia.	Lock-Up Dim.	Overall Length	Part Number	Sequence Number	Price
1-1/4”	3-7/32”	3-7/32”	2-2275	412416	$41.14
1-1/4”	3-7/32”	3-7/32”	2-2276*		Call
*Greaseable Thru (2) Bearings					

Tractor Yokes: Quick Disconnect

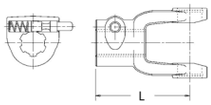

Pin Type Q.D				
Bore	(L) Length	Part Number	Sequence Number	Price
1-3/8”-6 SPL	4-13/16”	22-2312	418925	$99.76
1-3/8”-21 SPL	4-13/16”	22-2317	418930	75.90

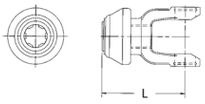

Collar Type Q.D				
Bore	(L) Length	Part Number	Sequence Number	Price
1-3/8”-6 SPL	5”	22-2330	418926	140.77
1-3/8”-21 SPL	5”	22-3521	418931	138.75
1-3/4”-20 SPL	6”	22-1319		Call

Implement Yokes

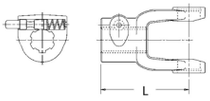

Pin Type Q.D				
Bore	(L) Length	Part Number	Sequence Number	Price
1-3/8”-6 SPL	4-13/16”	22-2315	418927	$52.02
1-3/8”-21 SPL	4-13/16”	22-2316	418928	77.36

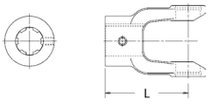

Spline		Set Screw or Drill Thru					
Bore	(L) Length	Hole Size	Loc.	Dist. to End	Part Number	Sequence Number	Price
1-1/8”-6 SPL	4-3/16”	21/64” D.T.	GAP	1-1/4”	22-1142	418835	$68.28
1-3/8”-6 SPL	4-3/16”	21/64” D.T.	GAP	1-1/4”	22-1134	418820	56.81
1-3/8”-6 SPL	4-3/16”	21/64” D.T.	GAP	15/16”	22-1138	418830	78.03
1-3/8”-6 SPL	4-1/8”	1/2”-20	GAP	1-1/16”	22-1226*		Call
1-3/8”-21 SPL	4-3/16”	21/64” D.T.	GAP	1-1/4”	22-1330	418890	82.66
Note: For use with part number 53-2247							

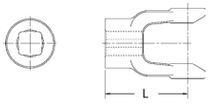

Square		Set Screw or Drill Thru					
Bore	(L) Length	Hole Size	Loc.	Dist. to End	Part Number	Sequence Number	Price
1”	4-3/16”	3/8”-16	EAR	7/8”	22-1125	418780	$62.55
1-1/8”	4-3/16”	3/8”-16	EAR	7/8”	22-1124	418775	71.29
1-3/16”	4-1/2”	13/32” D.T.	GAP	11/32”	22-1190	418860	66.40
1-1/4”	4-1/8”	3/8”-16	GAP	7/8”	22-1128	418790	71.95
1-1/2”	4-1/8”	- - -	- - -	- - -	22-1130	418800	101.40
1-5/8”	4-1/8”	- - -	- - -	- - -	22-1126	418785	98.34

Prices subject to change without notice. **ASK FOR QUANTITY DISCOUNT**

2200 SERIES

ASAE
Category 4

Replaces Rockwell L35N Series- Replaces Weasler 35 Series

Implement Yokes

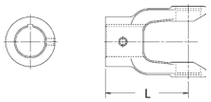

Round		Keyway		-----Set Screw-----					
Bore	(L) Length	Width	Loc.	Hole Size	Loc.	Dist. to End	Part Number	Sequence Number	Price
1”	4-3/16”	1/4”	EAR	3/8”-16	GAP	7/8”	22-1131	418805	$68.71
1-1/8”	4-3/16”	1/4”	EAR	3/8”-16	GAP	7/8”	22-1132	418810	66.83
1-3/16”	4-3/16”	1/4”	EAR	3/8”-16	GAP	7/8”	22-1129	418795	46.50
1-1/4”	4-3/16”	1/4”	EAR	3/8”-16	GAP	7/8”	22-1133	418815	50.29
1-1/4”	4-3/16”	5/16”	EAR	3/8”-16	GAP	7/8”	22-1116		Call
1-3/8”	4-3/16”	5/16”	EAR	3/8”-16	GAP	7/8”	22-1219	418870	54.84
1-3/8”	4-3/16”	3/8”	EAR	25/64”-D.T.	GAP	3/4”	22-1219	418870	54.84
1-3/8”	4-1/8”	3/8”	EAR	21/64”- D.T.	GAP	1-1/4”	22-1158		Call
1-7/16”	4-3/16”	5/16”	EAR	3/8”-16	GAP	7/8”	22-1119		Call
1-7/16”	4-3/16”	3/8”	EAR	3/8”-16	EAR	1”	22-1178	418855	69.00
1-7/16”	4-3/16”	3/8”	EAR	7/16”- D.T.	GAP	1”	22-1178	418855	69.00
1-1/2”	4-3/16”	3/8”	EAR	3/8”-16	GAP	7/8”	22-1120	418770	58.55
1-1/2”	4-3/16”	3/8”	EAR	3/8”-16	EAR	7/8”	22-1154		Call
1-1/2”	4-3/16”	3/8”	EAR	3/8”-16	GAP	7/8”	22-1154		Call
1-5/8”	4-3/8”	3/8”	EAR	3/8”-16	EAR	5/8”	22-1338	418900	143.07
1-3/4”	4-3/8”	3/8”	EAR	3/8”-16	EAR	7/8”	22-1316	418880	232.72
1-3/4”	4-3/8”	3/8”	EAR	17/64”- D.T.	GAP	1-3/8”	22-1316	418880	232.72

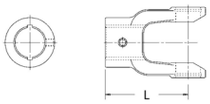

Round- Double		Keyway		-----Set Screw-----					
Bore	(L) Length	Width	Loc.	Hole Size	Loc.	Dist. to End	Part Number	Sequence Number	Price
1-1/4”	4-3/16”	1/4”	EAR	3/8”-16	GAP	7/8”	22-1218	418865	$59.28
1-1/4”	4-3/16”	5/16”	EAR	3/8’-16	GAP	7/8”	22-1218	418865	59.28
1-3/8”	4-3/16”	5/16”	EAR	3/8”-16	GAP	7/8”	22-1219	418870	54.84
1-3/8”	4-3/16”	3/8”	EAR	3/8”-16	GAP	7/8”	22-1219	418870	54.84

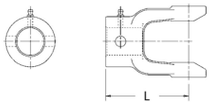

Shear		-----Drill Thru-----					
Bore	(L) Length	Hole Size	Loc.	Dist. to End	Part Number	Sequence Number	Price
1-1/4”	4-3/16”	1/4”	GAP	7/8”	22-1145	418840	$118.26
1-3/8”	4-3/16”	17/32”	GAP	3/4”	22-1337	418895	43.90
1-1/2”	4-3/16”	1/2”	GAP	11/16”	22-1162	418850	91.84

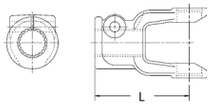

Clamp		-----Set Screw-----				
Bore	(L) Length	Hole Size	Bolt Fit	Part Number	Sequence Number	Price
1-3/8”-6 SPL	4-3/4”	21/64”	5/16”	22-1140		Call
1-3/8”-21 SPL	4-3/4”	17/32”	1/2”	22-1105	418755	128.24
1-3/8”-20 SPL	4-13/16”	17/32”	1/2”	22-2275		Call

ASK FOR QUANTITY DISCOUNT ***Prices subject to change without notice.***

BAUM HYDRAULICS CORPORATION
1-800-228-9222 / e-mail: sales@baumhydraulics.com
Fax: 1-800-832-2522 / www.baumhydraulics.com / © Baum Hydraulics Corporation

2200 SERIES

ASAE
Category 4

Replaces Rockwell L35N Series- Replaces Weasler 35 Series

Double Pivot Yoke

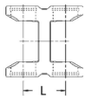

Maximum					
(L) C to C	Static Angle	Operating Angle	Part Number	Sequence Number	Price
2-1/8”	16°	14°	22-2200		Call
7-1/4”	90°	45°	22-2205	418920	212.90

Shaft Weld Yoke

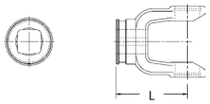

Bore	(L) Length	Use W/Shaft Part Number	Part Number	Sequence Number	Price
1-3/16” SQ	3-5/8”	73-1188	22-1344	418915	$91.64

Square Shaft

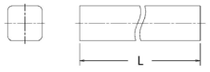

Bore	(L) Length	Use W/Weld Yoke Part Number	Part Number	Sequence Number	Price
1-3/16”	72”	22-1344	73-1188		Call

Tube Weld Yoke

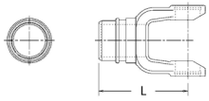

Bore	(L) Length	Use W/Tube Part Number	For Tube	Part Number	Sequence Number	Price
1-5/8” RD	4-1/2”	70-2250	2-1/4” X .120 (11GA)	22-1343	418910	$89.57
1-5/8” RD	4-1/2”	70-2125	2-1/8” X .120 (11GA)	22-1325	418885	89.76
1-5/8” RD	4-1/2”	- - -	2-1/8” X .083 (14GA)	22-1307	418875	52.14

Round Tube

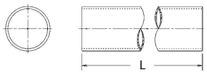

O.D.	(L) Length	Wall Thickness	Use W/Weld Yoke Part Number	Part Number	Sequence Number	Price
2-1/8”	72”	.120 (11GA)	22-1325	70-2125		Call
2-1/8”	72”	.083 (14GA)	22-1307	- - -		Call
2-1/4”	72”	.120 (11GA)	22-1343	70-2250		Call

Slip Sleeve

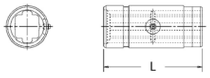

I.D.	(L) Length	Lube Fitting	For Tube	Shield Brg. No.	Part Number	Sequence Number	Price
1-3/16” SQ	5”	YES	2-1/4” X .120 (11GA)	56-2294	53-2434		Call
1-3/16” SQ	5”	YES	2-1/4” X .120 (11GA)	56-2295	53-2434		Call
1-3/16” SQ	5”	YES	2-1/8” X .120 (11GA)	56-2294	53-2435		Call
1-3/16”SQ	5”	YES	2-1/8” X .120 (11GA)	56-2295	53-2435		Call
1-3/16” SQ	5”	YES	2-1/8” X .083 (14GA)	- - -	53-3500		Call

Prices subject to change without notice. **ASK FOR QUANTITY DISCOUNT**

2200 SERIES

ASAE
Category 4

Replaces Rockwell L35N Series- Replaces Weasler 35 Series

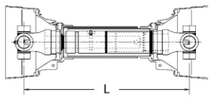

Drive Shaft with World Shield

Overall Driveline Length	(L) Min C to C	(L) Max. C to C	Part Number	Sequence Number	Price
36”	28-1/2”	44-1/2”	58-2229		Call
48”	39”	65”	58-2239		Call
60”	51”	77”	58-2251		Call

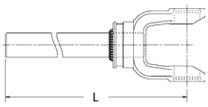

Yoke and Shaft Assembly

Overall Driveline Length	(L) C to End	Part Number	Sequence Number	Price
36”	23-7/8”	65-2629		Call
48”	33-7/8”	65-2639		Call
60”	33-7/8”	65-2639		Call

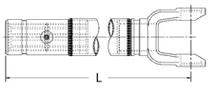

Yoke, Tube and Sleeve Assembly

Overall Driveline Length	(L) C to End	Part Number	Sequence Number	Price
36”	24-5/8”	64-2529		Call
48”	35-18”	64-2539		Call
60”	47-1/8”	64-2551		Call

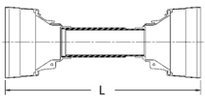

World Shield Plastic

Overall Driveline Length	(L) Length	Bell O.D.	Part Number	Sequence Number	Price
60”	51”	7-1/16”	69-2248		Call
Shield Bearings are not included. Please order part number 56-2200 Note: Shield can be cut shorter to fit 36” and 48” drives.					

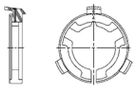

Shield Bearing

Bearing I.D.	Bearing Width	Use W/Shield Part NUmber	Part Number	Sequence Number	Price
2-1/16”	11/32”	69-2248	56-2200	420200	$14.19
Note: Two Bearings per box					

ASK FOR QUANTITY DISCOUNT ***Prices subject to change without notice.***

 © Baum Hydraulics Corporation

N44 SERIES

ASAE
Category 5

Replaces Rockwell 44R Series- Replaces Weasler 44 Series

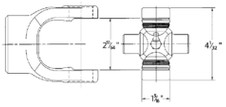

Cross and Bearing Kit: Inside Lock-Up

Bearing Dia.	Lock-Up Dim.	Overall Length	Part Number	Sequence Number	Price
1-5/16”	2-51/64”	4-1/32”	3-0044	412495	$55.81

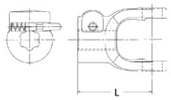

Tractor Yokes: Quick Disconnect

Pin Type Q.D				
Bore	(L) Length	Part Number	Sequence Number	Price
1-3/8”-6 SPL	4-7/8”	44-2220	418946	$105.64
1-3/8”-21 SPL	4-7/8”	44-2201	418944	170.67
1-3/4”-20 SPL	4-7/8”	44-6300	418957	175.05

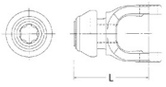

Collar Type Q.D				
Bore	(L) Length	Part Number	Sequence Number	Price
1-3/8”-6 SPL	5-7/32”	44-4406		Call
1-3/8”-21 SPL	5-7/32”	44-4421		Call

Implement Yokes

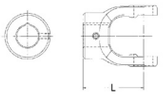

Round		Keyway		----- Set Screw-----					
Bore	(L) Length	Width	Loc.	Hole Size	Loc.	Dist. to End	Part Number	Sequence Number	Price
1-7/16”	4-1/8”	3/8”	EAR	3/8”-16	GAP	3/4”	44-2360	418950	$86.93
1-1/2”	4-1/8”	3/8”	EAR	3/8”-16	EAR	7/8”	44-2456	418951	....
1-1/2”	4-1/8”	3/8”	EAR	3/8”-16	GAP	7/8”	44-2456	418951	....
1-5/8”	4-1/8”	3/8”	EAR	3/8”-16	EAR	7/8”	44-2610	418953	107.31
1-3/4”	4-1/8”	3/8”	EAR	3/8”-16	EAR	7/8”	44-2820	418954	74.07
1-3/4”	4-1/8”	3/8”	EAR	3/8”-16	GAP	7/8”	44-2820	418954	74.07
2”	4-1/8”	1/2”	EAR	3/8”-16	GAP	7/8”	44-3200	418955	113.98

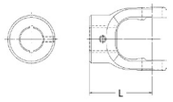

Round- Double		Keyway		-----Set Screw-----					
Bore	(L) Length	Width	Loc.	Hole Size	Loc.	Dist. to End	Part Number	Sequence Number	Price
1-1/4”	4-1/8”	1/4”	EAR	3/8”-16	GAP	7/8”	44-2045	418941	$96.26
1-1/4”	4-1/8”	5/16”	EAR	3/8”-16	GAP	7/8”	44-2045	418941	96.26
1-3/8”	4-1/8”	1/4”	EAR	3/8”-16	GAP	7/8”	44-2256	418948	87.50
1-3/8”	4-1/8”	5/16”	EAR	3/8”-16	GAP	7/8”	44-2256	418948	87.50
1-1/2”	4-1/8”	5/16”	EAR	3/8”-16	GAP	7/8”	44-2456	418951	....
1-1/2”	4-1/8”	3/8”	EAR	3/8”-16	GAP	7/8”	44-2456	418951	....

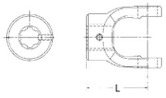

Spline		Set Screw or Drill Thru					
Bore	(L) Length	Hole Size	Loc.	Dist. to End	Part Number	Sequence Number	Price
1-3/8”-6 SPL	4-1/8”	21/64”	GAP	7/8”	44-2206	418945	$140.45
1-3/8”-21 SPL	4-1/8”	21/64”	GAP	7/8”	44-2221	418947	117.24

Prices subject to change without notice. **ASK FOR QUANTITY DISCOUNT**

N44 SERIES

ASAE
Category 5

Replaces Rockwell 44R Series- Replaces Weasler 44 Series

Implement Yokes

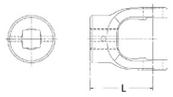

Square		Set Screw or Drill Thru					
Bore	(L) Length	Hole Size	Loc.	Dist. to End	Part Number	Sequence Number	Price
1-1/8”	4-1/8”	3/8”-16	EAR	7/8”	44-1826	418940	$96.26

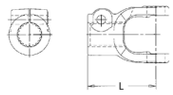

Clamp		-----Set Screw-----				
Bore	(L) Length	Hole Size	Bolt Fit	Part Number	Sequence Number	Price
1-3/4”-20 SPL	5”	41/64”	5/8”	44-4475	418956	$132.16

Shaft Weld Yoke

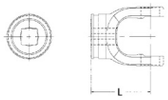

Bore	(L) Length	Use W/Shaft Part Number	Part Number	Sequence Number	Price
1-5/6” SQ	4-1/8”	73-1313	44-2100	418942	$74.67

Square Shaft

Bore	(L) Length	Use W/Shaft Part Number	Part Number	Sequence Number	Price
1-5/16” SQ	72”	44-2100	73-1313		Call

Tube Weld Yoke

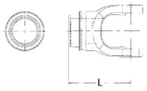

Bore	(L) Length	Use W/Tube Part Number	For Tube	Part Number	Sequence Number	Price
1-7/8” RD	4-7/8”	70-2500	2-1/2” X .134 (10GA)	44-2200	418943	$119.76

Round Tube

O.D.	(L) Length	Wall Thickness	Use W/Weld Yoke Part Number	Part Number	Sequence Number	Price
2-1/2”	72”	.134 (10GA)	44-2200	70-2500		Call

Slip Sleeve

I.D.	(L) Length	Lube Fitting	For Tube	Part Number	Sequence Number	Price
1-3/16”	5”	YES	2-1/4” X .120 (11GA)	53-2434		Call
1-5/16”	5”	YES	2-1/2” X .134 (10GA)	53-2643	416952	73.50
1-5/16”	5”	YES	2-3/4” X .109 (12GA)	53-2644	416947	35.78

Drive Shaft with World Shield

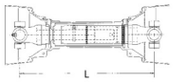

Overall Driveline Length	(L) Min C to C	(L) Max. C to C	Part Number	Sequence Number	Price
36”	28-1/2”	41-15/16”	58-4429		Call
48”	39”	65”	58-4439		Call
60”	50-7/16”	76-7/16”	58-4451		Call

ASK FOR QUANTITY DISCOUNT ***Prices subject to change without notice.***

BAUM HYDRAULICS CORPORATION
1-800-228-9222 / e-mail: sales@baumhydraulics.com
Fax: 1-800-832-2522 / www.baumhydraulics.com / © Baum Hydraulics Corporation

N44 SERIES

ASAE
Category 5

Replaces Rockwell 44R Series- Replaces Weasler 44 Series

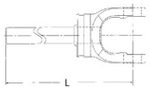

Yoke and Shaft Assembly

Overall Driveline Length	(L) C to End	Part Number	Sequence Number	Price
36”	22-7/8”	65-4423		Call
48”	35-3/8”	65-4435		Call
60”	35-3/8”	65-4435		Call

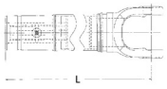

Yoke, Tube and Sleeve Assembly

Overall Driveline Length	(L) C to End	Part Number	Sequence Number	Price
36”	24-1/8”	64-4424		Call
48”	34-5/8”	64-4435		Call
60”	46-1/8”	64-4447		Call

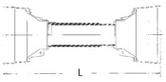

World Shield Plastic

Overall Driveline Length	(L) Length	Bell O.D.	Part Number	Sequence Number	Price
60”	51”	8”	69-2648	419650	$155.19
Shield Bearings are not included. Please order part number 56-0844 Note: Shield can be cut shorter to fit 36” and 48” drives.					

Shield Bearing

Bearing I.D.	Bearing Width	Use W/Shield Part NUmber	Part Number	Sequence Number	Price
2-5/8”	13/32”	69-2648	56-0844	420170	$17.10
Note: Two Bearings per box					

Prices subject to change without notice. **ASK FOR QUANTITY DISCOUNT**

2600 SERIES

ASAE
Category 6

Replaces Walterscheid AgMaster 1480 Series

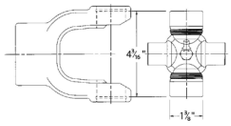

Cross and Bearing Kit: Outside Lock-Up

Bearing Dia.	Lock-Up Dim.	Overall Length	Part Number	Sequence Number	Price
1-3/8”	4-3/16”	4-3/16”	3-0188	412480	$35.26

Tractor Yokes: Quick Disconnect

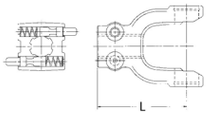

Pin Type Q.D				
Bore	(L) Length	Part Number	Sequence Number	Price
1-3/8”-6 SPL	5-1/4”	26-5321	421269	$114.48
1-3/8”-21 SPL	5-1/16”	26-5319	421267	122.50

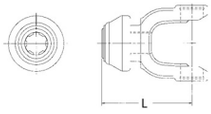

Collar Type Q.D				
Bore	(L) Length	Part Number	Sequence Number	Price
1-3/8”-6 SPL	5-7/16”	26-5306		Call
1-3/8”-21 SPL	5-7/16”	26-5325		Call
1-3/4”-20 SPL	6”	26-5163	421265	319.95

Implement Yokes

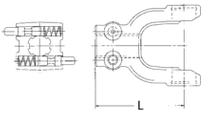

Pin Type Q.D				
Bore	(L) Length	Part Number	Sequence Number	Price
1-3/8”-6 SPL	5-1/4”	26-5324	421274	$113.31
1-3/8”-21 SPL	5-1/16”	26-5323	421272	123.48

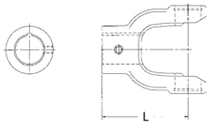

Round		Keyway		----- Set Screw-----					
Bore	(L) Length	Width	Loc.	Hole Size	Loc.	Dist. to End	Part Number	Sequence Number	Price
1-3/8”	4-1/2”	5/16”	EAR	3/8”-16	GAP	7/8”	26-5118	420736	$54.62
1-1/2”	4-1/2”	3/8”	EAR	3/8”-16	GAP	7/8”	26-5119	421198	68.26
1-3/4”	4-1/16”	3/8”	EAR	3/8”-16	GAP	3/4”	26-5131	420800	66.36

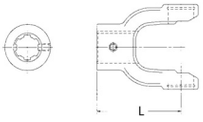

Spline		Set Screw or Drill Thru					
Bore	(L) Length	Hole Size	Loc.	Dist. to End	Part Number	Sequence Number	Price
1-3/8”-6 SPL	4-1/2”	21/64”	GAP	15/16”	26-5138	420992	$....

Shaft Weld Yoke

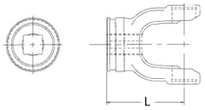

Bore	(L) Length	Use W/Shaft Part Number	Part Number	Sequence Number	Price
1-5/16” SQ	4-5/8”	73-1313	26-5148	420805	$88.03

Square Shaft

Bore	(L) Length	Use W/Shaft Part Number	Part Number	Sequence Number	Price
1-5/16”	72”	26-5148	73-1313		Call

ASK FOR QUANTITY DISCOUNT *Prices subject to change without notice.*

BAUM HYDRAULICS CORPORATION
1-800-228-9222 / e-mail: sales@baumhydraulics.com
Fax: 1-800-832-2522 / www.baumhydraulics.com / © Baum Hydraulics Corporation

2600 SERIES

ASAE
Category 6

Replaces Walterscheid AgMaster 1480 Series

Tube Weld Yoke

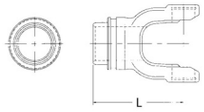

Bore	(L) Length	Use W/Tube Part Number	For Tube	Part Number	Sequence Number	Price
2” RD	5-1/4”	70-2750	2-3/4” X .109 (12GA)	26-5155	420868	$71.78

Round Tube

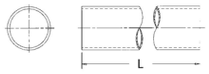

O.D.	(L) Length	Wall Thickness	Use W/Weld Yoke Part Number	Part Number	Sequence Number	Price
2-3/4”	72”	.109 (12GA)	26-5155	70-2750		Call

Slip Sleeve



I.D.	(L) Length	Lube Fitting	For Tube	Shield Brg. No	Part Number	Sequence Number	Price
1-5/16”	5”	YES	2-3/4” X .109 (12GA)	56-2646	53-2644	418965	$206.05

Drive Shaft with World Shield

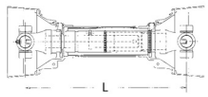

Overall Driveline Length	(L) Min C to C	(L) Max. C to C	Part Number	Sequence Number	Price
36”	28-7/8”	42-5/8”	58-2629		Call
48”	38-1/4”	62-5/8”	58-2639		Call
60”	51”	75-3/8”	58-2651		Call

Yoke and Shaft Assembly

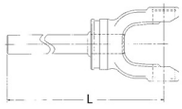

Overall Driveline Length	(L) C to End	Part Number	Sequence Number	Price
36”	23-5/8”	65-6629		Call
60”	34-1/4”	65-6639		Call

Yoke and Tube Assembly

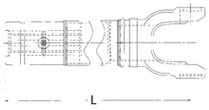

Overall Driveline Length	(L) C to End	Part Number	Sequence Number	Price
36”	24”	64-6529		Call
48”	33-3/8”	64-6539		Call
60”	46-1/8”	64-6551		Call

World Shield Plastic

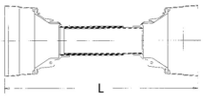

Overall Driveline Length	(L) Length	Bell O.D.	Part Number	Sequence Number	Price
60”	51”	8”	69-2648	419650	$155.19
Shield Bearings are not included. Please order part number 56-2600 Note: Shield can be cut shorter to fit 36” and 48” drives.					

Shield Bearing

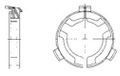

Bearing I.D.	Bearing Width	Use W/Shield Part NUmber	Part Number	Sequence Number	Price
2-7/8”	11/32”	69-2648	56-2600	420210	$11.28
Note: Two Bearings per box					

Prices subject to change without notice. **ASK FOR QUANTITY DISCOUNT**

N55 SERIES

ASAE
Category 6

Replaces Rockwell 55N Series - Replaces Weasler 55 Series

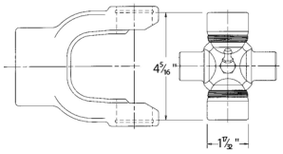

Cross and Bearing Kit: Outside Lock-Up

Bearing Dia.	Lock-Up Dim.	Overall Length	Part Number	Sequence Number	Price
1-17/32”	4-5/16”	4-5/16”	3-0045	412515	$101.50

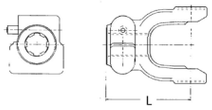

Tractor Yokes: Quick Disconnect

Pin Type Q.D				
Bore	(L) Length	Part Number	Sequence Number	Price
1-3/8”-6 SPL	5-1/8”	55-9306	418973	$197.31
1-3/8”-21 SPL	5-1/8”	55-9321	418975	224.71
1-3/4”-20 SPL	6-1/8”	55-9320	418974	356.26
Note: Tractor end use only				

Implement Yokes

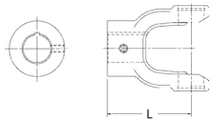

Round		Keyway		----- Set Screw-----					
Bore	(L) Length	Width	Loc.	Hole Size	Loc.	Dist. to End	Part Number	Sequence Number	Price
1-1/2”	4-5/8”	3/8”	EAR	3/8”-16	EAR	1”	55-2410	418967	$135.97
1-5/8”	4-1/2”	3/8”	EAR	3/8”-16	EAR	1”	55-2600	418968	130.16
1-3/4”	4-1/16”	3/8”	EAR	3/8’-16	EAR	3/4”	55-2800	418969	125.47
2”	5-5/8”	1/2”	EAR	1/2”-13	EAR	1-1/16”	55-3240	418971	256.78

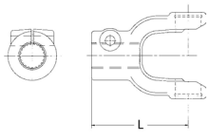

Clamp			-----Set Screw-----			
Bore	(L) Length	Hole Size	Bolt Fit	Part Number	Sequence Number	Price
1-3/4”-20 SPL	5-5/8”	41/64”	5/8”	55-2836	418970	$276.29

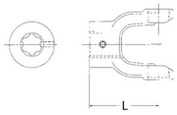

Spline		Set Screw or Drill Thru					
Bore	(L) Length	Hole Size	Loc.	Dist. to End	Part Number	Sequence Number	Price
1-3/8”-6 SPL	5-5/8”	21/64”	GAP	1”	55-2229		Call

ASK FOR QUANTITY DISCOUNT ***Prices subject to change without notice.***

BAUM HYDRAULICS CORPORATION
1-800-228-9222 / e-mail: sales@baumhydraulics.com
Fax: 1-800-832-2522 / www.baumhydraulics.com / © Baum Hydraulics Corporation

N55 SERIES

ASAE
Category 6

Replaces Rockwell 55N Series - Replaces Weasler 55 Series

Shaft Weld Yoke

Bore	(L) Length	Use W/Shaft Part Number	Part Number	Sequence Number	Price
1-5/16” SQ	41/8”	73-1313	55-2130	418965	$206.05

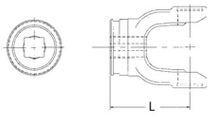

Square Shaft

Bore	(L) Length	Use W/Shaft Part Number	Part Number	Sequence Number	Price
1-5/16”	72”	55-2130	73-1313		Call

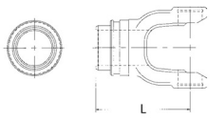

Tube Weld Yoke

Bore	(L) Length	Use W/Tube Part Number	For Tube	Part Number	Sequence Number	Price
- - -	4-5/8”	70-2500	2-1/2” X .134 (10GA)	55-3640	418972	$199.19

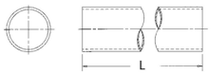

Round Tube

O.D.	(L) Length	Wall Thickness	Use W/Weld Yoke Part Number	Part Number	Sequence Number	Price
2-1/2”	72”	.134 (10GA)	55-3640	70-2500		Call

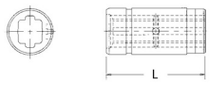

Slip Sleeve

I.D.	(L) Length	Lube Fitting	For Tube	Shield Brg. No	Part Number	Sequence Number	Price
1-5/16”	5”	YES	2-1/2” X .134 (10GA)	- - -	53-2643	416952	$73.50

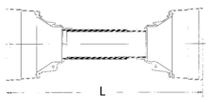

World Shield Plastic

Overall Driveline Length	(L) Length	Bell O.D.	Part Number	Sequence Number	Price
60”	51”	8”	69-2648	419650	$155.19
Shield Bearings are not included. Please order part number 56-0844 Note: Shield can be cut shorter to fit 36” and 48” drives.					

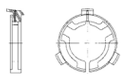

Shield Bearing

Bearing I.D.	Bearing Width	Use W/Shield Part NUmber	Part Number	Sequence Number	Price
2-8/8”	13/32”	69-2648	56-0844	420170	$17.10
Note: Two Bearings per box					

Prices subject to change without notice. **ASK FOR QUANTITY DISCOUNT**

1-800-228-9222 / e-mail: sales@baumhydraulics.com
Fax: 1-800-832-2522 / www.baumhydraulics.com / © Baum Hydraulics Corporation

BAUM HYDRAULICS CORPORATION

WORLD SHIELD

Universal Fit Shield System

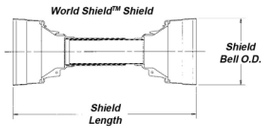

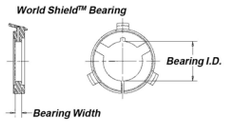

Shaft Weld Yoke

PTO Manufacturer	PTO Manufacturer Series	**Bearing Part Number**	**Sequence Number**	**Price**	Groove O.D. (In.)*	Groove Width (In.)	**Shield Part Number**	**Sequence Number**	**Price**
Bondioli and Pavesi	1	**56-2101**	**- - - - -**	**....**	1-19/32”	5/32”	**69-0648**	**419100**	**$75.22**
	2	**56-2102**	**419190**	**13.91**	1-7/8”	5/32”	**69-0648**	**419100**	**75.22**
	3, 4	**56-4103**	**419300**	**12.64**	2-3/32”	5/32”	**69-1248**	**419290**	**69.28**
	5	**56-6105**	**419480**	**16.76**	2-15/32”	5/32”	**69-2248**	**419470**	**95.60**
	6	**56-6106**	**419550**	**18.48**	2-11/16”	5/32”	**69-2248**	**419470**	**95.60**
	7	**56-6106**	**419550**	**18.48**	2-18/32”	5/32”	**69-2248**	**419470**	**95.60**
	8	**56-8108**	**419760**	**23.48**	2-11/16”	1/4”	**69-2648**	**419650**	**155.19**
G & G	6N	**56-1600**	**420180**	**7.24**	1-3/16”	5/16”	**69-0648**	**419100**	**75.22**
	12N, 14N	**56-2000**	**420190**	**10.72**	2-1/16”	3/8”	**69-1248**	**419290**	**69.28**
	35N	**56-2200**	**420200**	**14.19**	2-1/16”	3/8”	**69-2248**	**419470**	**95.60**
	44N	**56-0844**	**420170**	**17.10**	2-5/8”	7/16”	**69-2648**	**419650**	**155.19**
Neapco	N1000	**56-0600**	**420160**	**8.95**	1-1/2”	5/16”	**69-0648**	**419100**	**75.22**
	L600	**56-1600**	**420180**	**7.24**	1-13/16”	5/16”	**69-0648**	**419100**	**75.22**
	1200, 1800, 2000	**56-2000**	**420190**	**10.72**	2-1/16”	11/32”	**69-1248**	**419290**	**69.28**
	2200	**56-2200**	**420200**	**14.19**	2-1/16”	11/32”	**69-2248**	**419470**	**95.60**
	2600	**56-2600**	**420210**	**11.28**	2-7/8”	11/32”	**69-2648**	**419650**	**155.19**
	N44, N55	**56-0844**	**420170**	**17.10**	2-5/8”	13/32”	**69-2648**	**419650**	**155.19**
Weasler	6	56-1600	420180	7.24	1-13/16”	5/16”	**69-0648**	**419100**	**75.22**
	12, 14	56-2000	420190	10.72	2-1/16”	11/32”	**69-1248**	**419290**	**69.28**
	35	56-2200	420200	14.19	2-1/16”	11/32”	**69-2248**	**419470**	**95.60**
	44, 55	56-0844	420170	17.10	2-5/8”	13/32”	**69-2648**	**419650**	**155.19**

Important Shield Dimensions

Shield Part Number	**69-0648**	**69-1248**	**69-2248**	**69-2648**
Overall Shield Length (in.)	51”	51”	51”	51”
Shield Bell O.D. (in.)	5-1/4”	6-1/8”	7-1/16”	8”
Inner Tube O.D. (in.)	2-1/16”	2-1/2”	2-3/4”	3-7/16”
Outer Tube O.D. (in.)	2-5/16”	2-3/4”	3”	3-11/16”

ASK FOR QUANTITY DISCOUNT ***Prices subject to change without notice.***

 © Baum Hydraulics Corporation

Quick Disconnect Repair Kits

Collar Type

Bore	Part #	Sequence #	Price
1”-15 SPL	56-0615		Call
1-3/8”-6 SPL & 21	56-3001		Call
1-3/4”-20 SPL	56-2669		Call

Trailing Pin Type

Bore	Part #	Sequence #	Price
1-3/8”-6 SPL & 21	56-1857	416928	$11.03
1-3/4”-20 SPL	56-2446	416927	49.47

Quick Disconnect Repair Kits

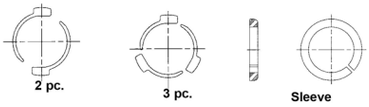

Bearings for Rigid Shields

Style	Series	O.D.	I.D.	Width	Part #	Sequence #	Price
2 pc Nylon	N1000	- - -	- - -	9/32”	56-0604		Call
3 pc Nylon	1200, 1800, 2000, 2200	- - -	- - -	9/32”	56-2004		Call
Sleeve	2000, 2200	2-9/32”	2”	1/4”	56-2295		Call

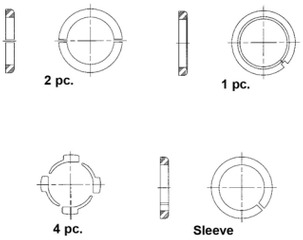

Bearings for Rigid Shields

Style	Series	O.D.	I.D.	Width	Part #	Sequence #	Price
2 pc Nylon	N1000	2-7/64”	1-1/2”	5/16”	56-0666		Call
1 pc	1200, 1800, 2000, 2200	2-13/16”	2-5/64”	3/8”	56-2300		Call
4 pc Nylon	2600	- - -	- - -	9/32”	56-2604		Call
Sleeve	1200, 1800, 2000, 2200	2-3/8”	2”	1/4”	56-2294		Call
Sleeve	2600	3-5/32”	2-35/64”	1/4”	56-2646		Call

Prices subject to change without notice. **ASK FOR QUANTITY DISCOUNT**

Shafting & Tubing

neapco

Standard Series Shafting - 72” Lengths

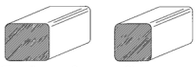

Type	Dimensions	Series	Part #	Sequence #	Price
Rectangular	3/4” X 7/8”	N1000, L600	73-0750		Call
Rectangular	1” X 1-1/8”	1200, 1800, 2000	73-1001		Call
Square	1-3/16”	2200	73-1188		Call
Square	1-5/16”	44, 2600, 55	73-1313		Call

Solid Shafting - 72” Full Length Keyway

Type	Dimensions	Part #	Sequence #	Price
3/4” RD	3/16”	71-0750		Call
13/16” RD	1/4”	71-0813		Call
7/8” RD	1/4”	71-0875		Call
1” RD	1/4”	71-1000		Call
1-1/4” RD	5/16”	71-1250		Call

Solid Shafting - 72” Length

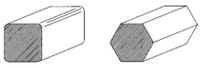

Shaft Size	Part #	Sequence #	Price
3/4” SQ	72-0750		Call
7/8” SQ	72-0875		Call
1” SQ	72-1000		Call
1-1/4” SQ	73-1250		Call
7/8” HEX	72-0888		Call
1” HEX	72-1002		Call
1-1/8” HEX	72-1125		Call

Solid Shafting - 72” Length

Type	Dimensions	Series	Part #	Sequence #	Price
Rectangular	1” X 1-1/8”	N1000, L600	70-1001		Call
Rectangular	1-1/4” X 1-3/8”	1200, 1800, 2000	70-1250		Call
Round	1-5/8” X .065 (16GA)	N1000, L600	70-1625		Call
Round	2” X .083 (14GA)	1000, 1200, 1800, 2000	70-2000		Call
Round	2-1/8” X .120 (11GA)	2200	70-2125		Call
Round	2-1/4” X .120 (11GA)	2200, 44	70-2250		Call
Round	2-1/2” X .134 (10GA)	44, 55	70-2500		Call
Round	2-3/4” X .109 (12GA)	44, 2600	70-2750		Call

ASK FOR QUANTITY DISCOUNT *Prices subject to change without notice.*

 © Baum Hydraulics Corporation

Metric 1 SERIES

ASAE
Category 1

Replaces Bondioli & Pavesi Design Series 1

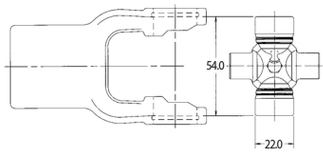

Cross and Bearing Kit: Outside Lock-Up

Bearing Diam.		Overall Length		Part Number	Sequence Number	Price
MM	Inches	MM	Inches			
22.0	7/8”	54.0	2-1/8”	1-0121	412520	$24.28

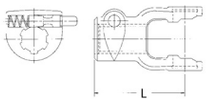

Tractor Yokes: Pin Type Quick Disconnect

Bore	(L) Length		QD Pin Kit	Sequence Number	Price	Part Number	Sequence Number	Price
	MM	Inches						
1-3/8”- 6 SPL	92.0	3-5/8”	56-0040	Call	$0.00	8-1012	419050	$44.79
1-3/8”-21 SPL	92.0	3-5/8”	56-0040	Call	0.00	8-1021	419060	30.78
Note: Tractor end use only								

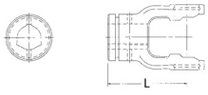

Inner Profile Yoke

Bore		(L) Length		Use W/ Tube Part Number	Part Number	Sequence Number	Price
MM	Inches	MM	Inches				
26.5	1-132”	79.0	3-3/32”	70-0105	8-1030	419030	$34.97

Inner Profile Tube - 59” Lengths (L)

O.D.		Wall Thickness		Use W/ Yoke Part Number	Part Number	Sequence Number	Price
MM	Inches	MM	Inches				
26.6	1-3/64”	3.5	9/64”	8-1030	70-0105	419070	$66.83

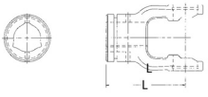

Outer Profile Yoke

Bore		(L) Length		Use W/ Tube Part Number	Part Number	Sequence Number	Price
MM	Inches	MM	Inches				
32.5	1-9/32”	80.0	3-5/32”	70-0104	8-1020	419040	$45.69

Metric 1 SERIES

ASAE
Category 1

Replaces Bondioli & Pavesi Design Series 1

Outer Profile Tube - 59” Lengths (L)

O.D.		Wall Thickness		Use W/ Yoke Part Number	Part Number	Sequence Number	Price
MM	Inches	MM	Inches				
32.4	1-9/32”	2.475	3/32”	8-1020	70-0104	419080	$63.22

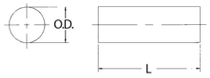

Tube Pin

Diameter		(L) Length		Part Number	Sequence Number	Price
MM	Inches	MM	Inches			
8.0	5/16”	60.3	2-3/8”	50-0412		Call
Note: Fits both inner and outer profile yokes - packaged 10 per box						

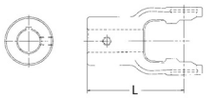

Implement Yokes

Bore		(L) Length		Keyway	Hole Size	Part Number	Sequence Number	Price
MM	Inches	MM	Inches					
25.4	1”	79.0	3-9/32”	1/4”	3/8”-16	8-1008	419010	$54.29
31.75	1-1/4”	79.0	3-9/32”	1/4”	3/8”-16	8-1010	419020	33.66

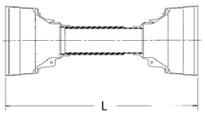

World Shield Plastic

Overall Length	Bell O.D.	Part Number	Sequence Number	Price
51”	5-1/4”	69-0648	419100	$75.22
Shield Bearings are not included.				

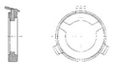

Shield Bearing

Bearing I.D.	Bearing Width	Use W/Shield Part NUmber	Part Number	Sequence Number	Price
1-19/32”	5/32”	69-0648	56-2101	419110	$....
1-11/32”	5/32”	69-0648	56-2101	419110	....
Note: Two Bearings per box					

ASK FOR QUANTITY DISCOUNT ***Prices subject to change without notice.***

BAUM HYDRAULICS CORPORATION
1-800-228-9222 / e-mail: sales@baumhydraulics.com
Fax: 1-800-832-2522 / www.baumhydraulics.com / © Baum Hydraulics Corporation

Metric 2 SERIES

ASAE
Category 2

Replaces Bondioli & Pavesi Design Series 2

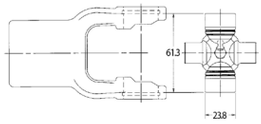

Cross and Bearing Kit: Outside Lock-Up

Bearing Diam.		Overall Length		Part Number	Sequence Number	Price
MM	Inches	MM	Inches			
23.8	15/16”	61.3	2-13/32”	1-0221	412522	$27.16

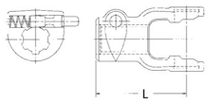

Tractor Yokes: Pin Type Quick Disconnect

Bore	(L) Length		QD Pin Kit	Sequence Number	Price	Part Number	Sequence Number	Price
	MM	Inches						
1-3/8”- 6 SPL	97.0	3-13/16”	56-0040		Call	8-2012	419160	$55.67
1-3/8”-21 SPL	97.0	3-13/16”	56-0040		Call	8-2021	419170	61.45
Note: Tractor end use only								

Inner Profile Yoke

Bore		(L) Length		Use W/ Tube Part Number	Part Number	Sequence Number	Price
MM	Inches	MM	Inches				
29.0	1-9/64”	82.0	3-7/32”	70-0205	8-2030	419140	$49.72

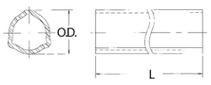

Inner Profile Tube - 59” Lengths (L)

O.D.		Wall Thickness		Use W/ Yoke Part Number	Part Number	Sequence Number	Price
MM	Inches	MM	Inches				
29.0	1-9/64”	4.0	5/32”	8-2030	70-0205	419180	$74.81

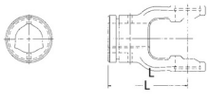

Outer Profile Yoke

Bore		(L) Length		Use W/ Tube Part Number	Part Number	Sequence Number	Price
MM	Inches	MM	Inches				
36.0	1-13/32”	84.0	3-5/16”	70-0305	8-2020	419150	$51.78

Metric 2 SERIES

ASAE
Category 2

Replaces Bondioli & Pavesi Design Series 2

Outer Profile Tube - 59” Lengths (L)

O.D.		Wall Thickness		Use W/ Yoke Part Number	Part Number	Sequence Number	Price
MM	Inches	MM	Inches				
36.1	1-27/64”	3.1	1/8”	8-2020	70-0305	419270	$77.84

Tube Pin

Diameter		(L) Length		Part Number	Sequence Number	Price
MM	Inches	MM	Inches			
8.0	5/16”	60.3	2-3/8”	50-0412		Call
Note: Fits both inner and outer profile yokes - packaged 10 per box						

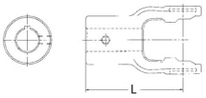

Implement Yokes

Bore		(L) Length		Keyway	Hole Size	Part Number	Sequence Number	Price
MM	Inches	MM	Inches					
25.4	1”	82.0	3-15/64”	1/4”	3/8”-16	8-2008	419120	$66.26
31.75	1-1/4”	82.0	3-15/64”	1/4”	3/8”-16	8-2010	419130	57.51

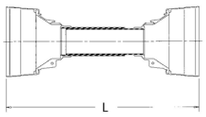

World Shield Plastic

Overall Length	Bell O.D.	Part Number	Sequence Number	Price
51”	5-1/4”	69-0648	419100	$75.22
Shield Bearings are not included.				

Shield Bearing

Bearing I.D.	Bearing Width	Use W/Shield Part NUmber	Part Number	Sequence Number	Price
1-7/8”	5/32”	69-0648	56-2102	419190	$13.91
1-19/32”	5/32”	69-0648	56-2102	419190	13.91
Note: Two Bearings per box					

ASK FOR QUANTITY DISCOUNT ***Prices subject to change without notice.***

BAUM HYDRAULICS CORPORATION
1-800-228-9222 / e-mail: sales@baumhydraulics.com
Fax: 1-800-832-2522 / www.baumhydraulics.com / © Baum Hydraulics Corporation

Metric 3 SERIES

ASAE
Category 3

Replaces Bondioli & Pavesi Design Series 3

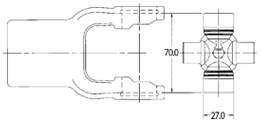

Cross and Bearing Kit: Outside Lock-Up

Bearing Diam.		Overall Length		Part Number	Sequence Number	Price
MM	Inches	MM	Inches			
27.0	1-1/16”	70.0	2-3/4”	1-0321	412524	$34.67

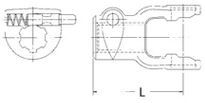

Tractor Yokes: Pin Type Quick Disconnect

Bore	(L) Length		QD Pin Kit	Sequence Number	Price	Part Number	Sequence Number	Price
	MM	Inches						
1-3/8”- 6 SPL	102.0	4-1/64”	56-0040		Call	8-3012	419250	$60.85
1-3/8”-21 SPL	102.0	4-1/64”	56-0040		Call	8-3021	419260	67.02
Note: Tractor end use only								

Inner Profile Yoke

Bore		(L) Length		Use W/ Tube Part Number	Part Number	Sequence Number	Price
MM	Inches	MM	Inches				
36.0	1-27/64”	85.0	3-3/8”	70-0305	8-3030	419230	$60.50

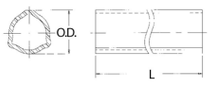

Inner Profile Tube - 59” Lengths (L)

O.D.		Wall Thickness		Use W/ Yoke Part Number	Part Number	Sequence Number	Price
MM	Inches	MM	Inches				
36.1	1-27/64”	3.1	1/8”	8-3030	70-0305	419270	$77.84

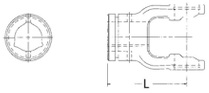

Outer Profile Yoke

Bore		(L) Length		Use W/ Tube Part Number	Part Number	Sequence Number	Price
MM	Inches	MM	Inches				
43.5	1-11/16”	80.0	3-5/32”	70-0304	8-3020	419240	$60.76

Metric 3 SERIES

ASAE
Category 3

Replaces Bondioli & Pavesi Design Series 3

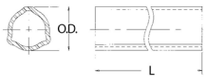

Outer Profile Tube - 59” Lengths (L)

O.D.		Wall Thickness		Use W/ Yoke Part Number	Part Number	Sequence Number	Price
MM	Inches	MM	Inches				
43.4	1-45/64”	3.325	1/8”	8-3020	70-0304	419280	$87.95

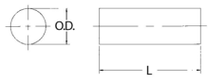

Tube Pin

Diameter		(L) Length		Part Number	Sequence Number	Price
MM	Inches	MM	Inches			
8.0	5/16”	60.3	2-3/8”	50-0412		Call
Note: Fits both inner and outer profile yokes - packaged 10 per box						

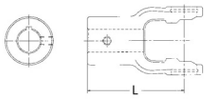

Implement Yokes

Bore		(L) Length		Keyway	Hole Size	Part Number	Sequence Number	Price
MM	Inches	MM	Inches					
25.4	1”	85.0	3-11/32”	1/4”	3/8”-16	8-3011	419200	$52.17
31.75	1-1/4”	85.0	8-11/32”	1/4”	3/8”-16	8-3010	419210	60.84
34.93	1-3/8”	85.0	3-11/32”	- - -	17/32” D.T.	8-3016	419220	136.02

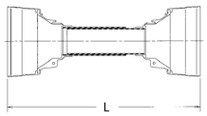

World Shield Plastic

Overall Length	Bell O.D.	Part Number	Sequence Number	Price
51”	6-1/8”	69-1248	419290	$69.28
Shield Bearings are not included.				

Shield Bearing

Bearing I.D.	Bearing Width	Use W/Shield Part NUmber	Part Number	Sequence Number	Price
2-3/32”	5/32”	69-1248	56-4103	419300	$12.64
1-13/16”	5/32”	69-1248	56-4103	419300	12.64
Note: Two Bearings per box					

ASK FOR QUANTITY DISCOUNT ***Prices subject to change without notice.***

BAUM HYDRAULICS CORPORATION
1-800-228-9222 / e-mail: sales@baumhydraulics.com
Fax: 1-800-832-2522 / www.baumhydraulics.com / © Baum Hydraulics Corporation

Metric 4 SERIES

ASAE
Category 3

Replaces Bondioli & Pavesi Design Series 4

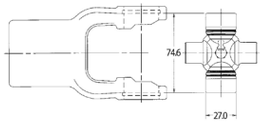

Cross and Bearing Kit: Outside Lock-Up

Bearing Diam.		Overall Length		Part Number	Sequence Number	Price
MM	Inches	MM	Inches			
27.0	1-1/16”	74.6	2-15/16”	1-0421	412526	$33.41

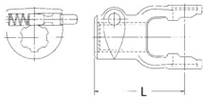

Tractor Yokes: Pin Type Quick Disconnect

Bore	(L) Length		QD Pin Kit	Sequence Number	Price	Part Number	Sequence Number	Price
	MM	Inches						
1-3/8”- 6 SPL	109.0	4-9/32”	56-0040		Call	8-4012	419350	$62.16
1-3/8”-21 SPL	109.0	4-9/32”	56-0040		Call	8-4021	419360	78.59
Note: Tractor end use only								

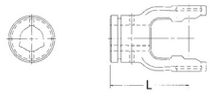

Inner Profile Yoke

Bore		(L) Length		Use W/ Tube Part Number	Part Number	Sequence Number	Price
MM	Inches	MM	Inches				
36.0	1-27/64”	98.0	3-55/64”	70-0405	8-4030	419330	$63.66

Inner Profile Tube - 59” Lengths (L)

O.D.		Wall Thickness		Use W/ Yoke Part Number	Part Number	Sequence Number	Price
MM	Inches	MM	Inches				
36.1	1-27/64”	4.45	11/64”	8-4030	70-0405	419370	$101.02

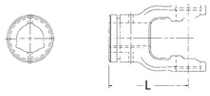

Outer Profile Yoke

Bore		(L) Length		Use W/ Tube Part Number	Part Number	Sequence Number	Price
MM	Inches	MM	Inches				
43.5	1-11/16”	93.5	3-11/16”	70-0304	8-4020	419340	$63.66

Prices subject to change without notice. **ASK FOR QUANTITY DISCOUNT**

Metric 4 SERIES

ASAE
Category 3

Replaces Bondioli & Pavesi Design Series 4

Outer Profile Tube - 59” Lengths (L)

O.D.		Wall Thickness		Use W/ Yoke Part Number	Part Number	Sequence Number	Price
MM	Inches	MM	Inches				
43.4	1-45/64”	3.4	1/8”	8-4020	70-0304	419280	$87.95

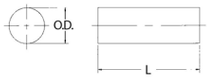

Tube Pin

Diameter		(L) Length		Part Number	Sequence Number	Price
MM	Inches	MM	Inches			
8.0	5/16”	60.3	2-3/8”	50-0412		Call
Note: Fits both inner and outer profile yokes - packaged 10 per box						

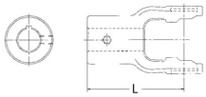

Implement Yokes

Bore		(L) Length		Keyway	Hole Size	Part Number	Sequence Number	Price
MM	Inches	MM	Inches					
31.75	1-1/4”	98.0	3-55/64”	1/4”	3/8”-16	8-4010	419310	$63.36
34.93	1-3/8”	98.0	3-55/64”	5/16”	3/8”-16	8-4011	419320	64.71
34.93	1-3/8”	98.0	3-55/64”	- - -	17/32” D.T.	8-4016	419325	99.60

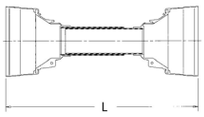

World Shield Plastic

Overall Length	Bell O.D.	Part Number	Sequence Number	Price
51”	6-1/8”	69-1248	419290	$69.28
Shield Bearings are not included.				

Shield Bearing

Bearing I.D.	Bearing Width	Use W/Shield Part NUmber	Part Number	Sequence Number	Price
2-3/32”	5/32”	69-1248	56-4103	419300	$12.64
1-13/16”	5/32”	69-1248	56-4103	419300	12.64
Note: Two Bearings per box					

ASK FOR QUANTITY DISCOUNT ***Prices subject to change without notice.***

BAUM HYDRAULICS CORPORATION
1-800-228-9222 / e-mail: sales@baumhydraulics.com
Fax: 1-800-832-2522 / www.baumhydraulics.com / © Baum Hydraulics Corporation

Metric 5 SERIES

ASAE
Category 4

Replaces Bondioli & Pavesi Design Series 5

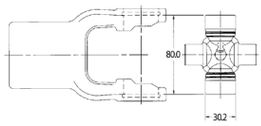

Cross and Bearing Kit: Outside Lock-Up

Bearing Diam.		Overall Length		Part Number	Sequence Number	Price
MM	Inches	MM	Inches			
30.2	1-3/16”	80.0	3-5/32”	2-0521	412528	$45.74

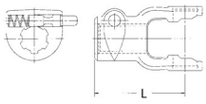

Tractor Yokes: Pin Type Quick Disconnect

Bore	(L) Length		QD Pin Kit	Sequence Number	Price	Part Number	Sequence Number	Price
	MM	Inches						
1-3/8”- 6 SPL	112.0	4-13/32”	56-0040		Call	8-5012	419420	$79.22
1-3/8”-21 SPL	112.0	4-13/32”	56-0040		Call	8-5021	419430	102.14
Note: Tractor end use only								

Inner Profile Yoke

Bore		(L) Length		Use W/ Tube Part Number	Part Number	Sequence Number	Price
MM	Inches	MM	Inches				
45.0	1-25/32”	96.0	3-25/32”	70-0505	8-5030	419400	$91.26

Inner Profile Tube - 59” Lengths (L)

O.D.		Wall Thickness		Use W/ Yoke Part Number	Part Number	Sequence Number	Price
MM	Inches	MM	Inches				
44.7	1-49/64”	4.0	5/32”	8-5030	70-0505	419440	$116.16

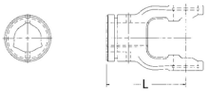

Outer Profile Yoke

Bore		(L) Length		Use W/ Tube Part Number	Part Number	Sequence Number	Price
MM	Inches	MM	Inches				
51.6	2-1/32”	98.5	3-7/8”	70-0504	8-5020	419410	$90.98

Metric 5 SERIES

ASAE
Category 4

Replaces Bondioli & Pavesi Design Series 5

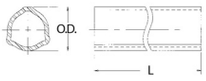

Outer Profile Tube - 59” Lengths (L)

O.D.		Wall Thickness		Use W/ Yoke Part Number	Part Number	Sequence Number	Price
MM	Inches	MM	Inches				
51.3	2-1/64”	3.0	7/64”	8-5020	70-0504	419450	$102.22

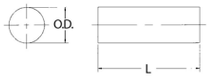

Tube Pin

Diameter		(L) Length		Part Number	Sequence Number	Price
MM	Inches	MM	Inches			
10.0	25/64”	70.0	2-3/4”	50-0612		Call
Note: Fits both inner and outer profile yokes - packaged 10 per box						

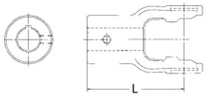

Implement Yokes

Bore		(L) Length		Keyway	Hole Size	Part Number	Sequence Number	Price
MM	Inches	MM	Inches					
31.75	1-1/4”	96.0	3-25/32”	1/4”	3/8”-16	8-5010	419380	$63.09
34.93	1-3/8”	96.0	3-25/32”	5/16”	3/8”-16	8-5011	419390	59.12
34.93	1-3/8”	96.0	3-25/32”	- - -	17/32” D.T.	8-5016	419395	83.76

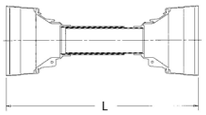

World Shield Plastic

Overall Length	Bell O.D.	Part Number	Sequence Number	Price
51”	7-1/16”	69-2248	419470	$95.60
Shield Bearings are not included.				

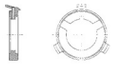

Shield Bearing

Bearing I.D.	Bearing Width	Use W/Shield Part NUmber	Part Number	Sequence Number	Price
2-15/32”	5/32”	69-2248	56-6105	419480	$16.76
2-3/32”	5/32”	69-2248	56-6105	419480	16.76
Note: Two Bearings per box					

ASK FOR QUANTITY DISCOUNT ***Prices subject to change without notice.***

 © Baum Hydraulics Corporation

Metric 6 SERIES

ASAE
Category 5

Replaces Bondioli & Pavesi Design Series 6

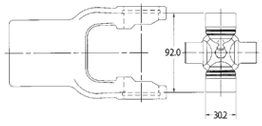

Cross and Bearing Kit: Outside Lock-Up

Bearing Diam.		Overall Length		Part Number	Sequence Number	Price
MM	Inches	MM	Inches			
30.2	1-3/16”	92.0	3-5/8”	3-0621	412532	$42.29

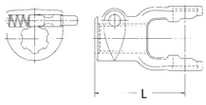

Tractor Yokes: Pin Type Quick Disconnect

Bore	(L) Length		QD Pin Kit	Sequence Number	Price	Part Number	Sequence Number	Price
	MM	Inches						
1-3/8”- 6 SPL	122.0	4-13/16”	56-0040		Call	8-6012	419530	$95.36
1-3/8”-21 SPL	122.0	4-13/16”	56-0040		Call	8-6021	419540	105.09
Note: Tractor end use only								

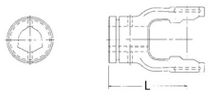

Inner Profile Yoke

Bore		(L) Length		Use W/ Tube Part Number	Part Number	Sequence Number	Price
MM	Inches	MM	Inches				
45.0	1-25/32”	105.0	4-1/8”	70-0505	8-6030	419510	$90.90

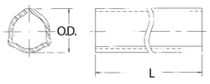

Inner Profile Tube - 59” Lengths (L)

O.D.		Wall Thickness		Use W/ Yoke Part Number	Part Number	Sequence Number	Price
MM	Inches	MM	Inches				
44.7	1-49/64”	4.0	5/32”	8-6030	70-0505	419440	$116.16

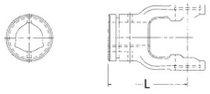

Outer Profile Yoke

Bore		(L) Length		Use W/ Tube Part Number	Part Number	Sequence Number	Price
MM	Inches	MM	Inches				
54.0	2-1/8”	107.0	4-7/32”	70-0704	8-6020	419520	$101.86

Metric 6 SERIES

ASAE
Category 5

Replaces Bondioli & Pavesi Design Series 6

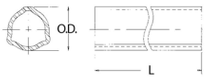

Outer Profile Tube - 59” Lengths (L)

O.D.		Wall Thickness		Use W/ Yoke Part Number	Part Number	Sequence Number	Price
MM	Inches	MM	Inches				
53.6	2-7/64”	3.775	5/32”	8-6020	70-0704	419630	$133.22

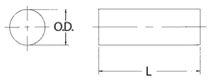

Tube Pin

Diameter		(L) Length		Part Number	Sequence Number	Price
MM	Inches	MM	Inches			
10.0	25/64”	70.0	2-3/4”	50-0612		Call
Note: Fits both inner and outer profile yokes - packaged 10 per box						

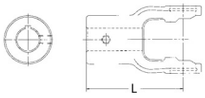

Implement Yokes

Bore		(L) Length		Keyway	Hole Size	Part Number	Sequence Number	Price
MM	Inches	MM	Inches					
31.75	1-1/4”	105.0	4-9/64”	1/4”	3/8”-16	8-6010	419490	$68.84
34.93	1-3/8”	105.0	4-9/64”	5/16”	3/8”-16	8-6011	419500	77.19
34.93	1-3/8”	110.0	4-11/32”	- - -	17/32” D.T.	8-6016	419505	56.48

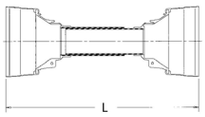

World Shield Plastic

Overall Length	Bell O.D.	Part Number	Sequence Number	Price
51”	7-1/16”	69-2248	419470	$95.60
Shield Bearings are not included.				

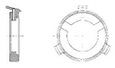

Shield Bearing

Bearing I.D.	Bearing Width	Use W/Shield Part NUmber	Part Number	Sequence Number	Price
2-11/16”	5/32”	69-2248	56-6106	419550	$18.48
2-11/32”	5/32”	69-2248	56-6106	419550	18.48
Note: Two Bearings per box					

ASK FOR QUANTITY DISCOUNT ***Prices subject to change without notice.***

 © Baum Hydraulics Corporation

Metric 7 SERIES

ASAE
Category 5

Replaces Bondioli & Pavesi Design Series 7

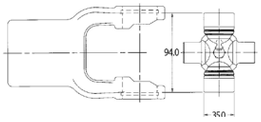

Cross and Bearing Kit: Outside Lock-Up

Bearing Diam.		Overall Length		Part Number	Sequence Number	Price
MM	Inches	MM	Inches			
35.0	1-3/8”	94.0	3-11/16”	3-0721	4125321	$80.12

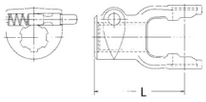

Tractor Yokes: Pin Type Quick Disconnect

Bore	(L) Length		QD Pin Kit	Sequence Number	Price	Part Number	Sequence Number	Price
	MM	Inches						
1-3/8”- 6 SPL	122.0	4-13/16”	56-0040		Call	8-7012	419590	$107.43
1-3/8”-21 SPL	122.0	4-13/16”	56-0040		Call	8-7021	419600	61.45
1-3/4”-20 SPL	122.0	4-13/16”	56-0940		Call	8-7014	419610	121.29
Note: Tractor end use only								

Inner Profile Yoke

Bore		(L) Length		Use W/ Tube Part Number	Part Number	Sequence Number	Price
MM	Inches	MM	Inches				
45.0	1-3/4”	105.0	4-1/8”	70-0505	8-7030	- - - - -	$....

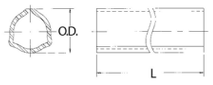

Inner Profile Tube - 59” Lengths (L)

O.D.		Wall Thickness		Use W/ Yoke Part Number	Part Number	Sequence Number	Price
MM	Inches	MM	Inches				
44.7	1-3/4”	5.5	7/32”	8-7030	70-0705	419620	$207.86

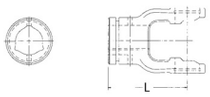

Outer Profile Yoke

Bore		(L) Length		Use W/ Tube Part Number	Part Number	Sequence Number	Price
MM	Inches	MM	Inches				
54.0	2-1/8”	107.0	4-7/32”	70-0704	8-7020	419580	$106.24

Prices subject to change without notice. **ASK FOR QUANTITY DISCOUNT**

Metric 7 SERIES

ASAE
Category 5

Replaces Bondioli & Pavesi Design Series 7

Outer Profile Tube - 59” Lengths (L)

O.D.		Wall Thickness		Use W/ Yoke Part Number	Part Number	Sequence Number	Price
MM	Inches	MM	Inches				
53.6	2-7/64”	3.775	5/32”	8-7020	70-0704	419630	$133.22

Tube Pin

Diameter		(L) Length		Part Number	Sequence Number	Price
MM	Inches	MM	Inches			
10.0	25/64”	80.0	3-5/32”	50-1080		Call
Note: Fits both inner and outer profile yokes - packaged 10 per box						

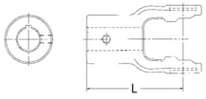

Implement Yokes

Bore		(L) Length		Keyway	Hole Size	Part Number	Sequence Number	Price
MM	Inches	MM	Inches					
35.0	1-3/8”	105.0	4-1/8”	5/16”	3/8”-16	8-7011	419560	$85.84

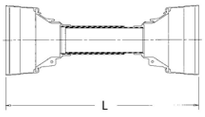

World Shield Plastic

Overall Length	Bell O.D.	Part Number	Sequence Number	Price
51”	8”	69-2248	419470	$95.60
Shield Bearings are not included.				

Shield Bearing

Bearing I.D.	Bearing Width	Use W/Shield Part NUmber	Part Number	Sequence Number	Price
2-11/16”	5/32”	69-2248	56-6106	419550	$18.48
2-11/32”	5/32”	69-2248	56-6106	419550	18.48
Note: Two Bearings per box					

ASK FOR QUANTITY DISCOUNT ***Prices subject to change without notice.***

BAUM HYDRAULICS CORPORATION
1-800-228-9222 / e-mail: sales@baumhydraulics.com
Fax: 1-800-832-2522 / www.baumhydraulics.com / © Baum Hydraulics Corporation

Metric 8 SERIES

ASAE
Category 6

Replaces Bondioli & Pavesi Design Series 8

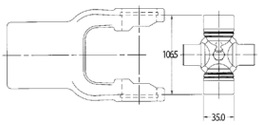

Cross and Bearing Kit: Outside Lock-Up

Bearing Diam.		Overall Length		Part Number	Sequence Number	Price
MM	Inches	MM	Inches			
35.0	1-3/8”	106.5	4-3/16”	3-0821	4125322	$59.03

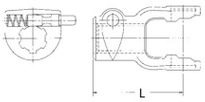

Tractor Yokes: Pin Type Quick Disconnect

Bore	(L) Length		QD Pin Kit	Sequence Number	Price	Part Number	Sequence Number	Price
	MM	Inches						
1-3/8”- 6 SPL	125.0	4-59/64”	56-0040		Call	8-8012	419710	$140.55
1-3/8”-21 SPL	125.0	4-59/64”	56-0040		Call	8-8021	419720	114.17
1-3/4”-20 SPL	125.0	4-59/64”	56-0940		Call	8-8014	419730	145.33
Note: Tractor end use only								

Inner Profile Yoke

Bore		(L) Length		Use W/ Tube Part Number	Part Number	Sequence Number	Price
MM	Inches	MM	Inches				
54.0	2-1/8”	120.0	4-23/32”	70-0704	8-8030	419690	$119.34

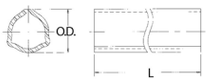

Inner Profile Tube - 59” Lengths (L)

O.D.		Wall Thickness		Use W/ Yoke Part Number	Part Number	Sequence Number	Price
MM	Inches	MM	Inches				
53.6	2-7/64”	3.775	5/32”	8-8030	70-0704	419630	$133.22

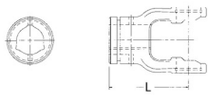

Outer Profile Yoke

Bore		(L) Length		Use W/ Tube Part Number	Part Number	Sequence Number	Price
MM	Inches	MM	Inches				
63.0	2-1/2”	120.0	4-23/32”	70-0804	8-8020	419700	$88.86

Metric 8 SERIES

ASAE
Category 6

Replaces Bondioli & Pavesi Design Series 8

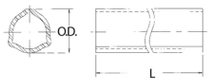

Outer Profile Tube - 59” Lengths (L)

O.D.		Wall Thickness		Use W/ Yoke Part Number	Part Number	Sequence Number	Price
MM	Inches	MM	Inches				
63.0	2-1/2”	4.0	5/32”	8-8020	70-0804		Call

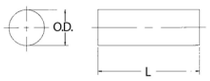

Tube Pin

Diameter		(L) Length		Part Number	Sequence Number	Price
MM	Inches	MM	Inches			
12.0	15/32”	80.0	3-5/32”	50-1280		Call
Note: Fits both inner and outer profile yokes - packaged 10 per box						

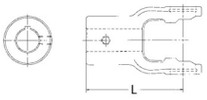

Implement Yokes

Bore		(L) Length		Keyway	Hole Size	Part Number	Sequence Number	Price
MM	Inches	MM	Inches					
35.0	1-3/8”	120.0	4-23/32”	5/16”	3/8”-16	8-8011	419660	$80.14
38.0	1-1/2”	120.0	4-23/32”	5/16”	3/8”-16	8-8015	419670	81.86
44.5	1-3/4”	120.0	4-23/32”	3/8”	3/8”-16	8-8016	419680	143.60

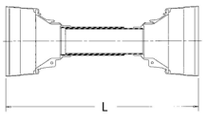

World Shield Plastic

Overall Length	Bell O.D.	Part Number	Sequence Number	Price
51”	8”	69-2648	419650	$155.19
Shield Bearings are not included.				

Shield Bearing

Bearing I.D.	Bearing Width	Use W/Shield Part NUmber	Part Number	Sequence Number	Price
2-11/16”	1/4”	69-2648	56-8108	419760	$23.48
2-3/16”	1/4”	69-2648	56-8108	419760	23.48
Note: Two Bearings per box					

ASK FOR QUANTITY DISCOUNT ***Prices subject to change without notice.***

BAUM HYDRAULICS CORPORATION
1-800-228-9222 / e-mail: sales@baumhydraulics.com
Fax: 1-800-832-2522 / www.baumhydraulics.com / © Baum Hydraulics Corporation

Metric 9 SERIES

Replaces Bondioli & Pavesi Design Series 9

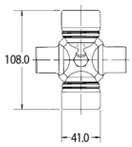

Cross and Bearing Kit: Outside Lock-Up

Bearing Diam.		Overall Length		Part Number	Sequence Number	Price
MM	Inches	MM	Inches			
41.0	1-39/64”	108.0	4-1/4”	3-0921	4125323	$117.36

Metric 10 SERIES

Replaces Bondioli & Pavesi Design Series 9

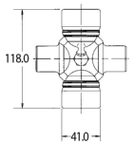

Cross and Bearing Kit: Outside Lock-Up

Bearing Diam.		Overall Length		Part Number	Sequence Number	Price
MM	Inches	MM	Inches			
41.0	1-39/64”	118.0	4-5/8”	3-1021	4125324	$87.07

Prices subject to change without notice. **ASK FOR QUANTITY DISCOUNT**

Metric 2100 SERIES

ASAE
Category 1

Replaces Walterscheid Design Series 2100

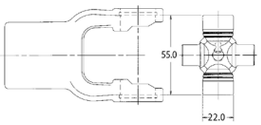

Cross and Bearing Kit: Outside Lock-Up

Bearing Diam.		Overall Length		Part Number	Sequence Number	Price
MM	Inches	MM	Inches			
22.0	7/8”	54.8	2-5/32”	1-1001	4125325	$25.03

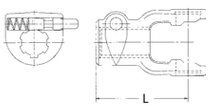

Tractor Yokes: Pin Type Quick Disconnect

Bore	(L) Length		QD Pin Kit	Sequence Number	Price	Part Number	Sequence Number	Price
	MM	Inches						
1-3/8”- 6 SPL	92.0	3-5/8”	56-0040		Call	8-2112	419870	$34.50
1-3/8”-21 SPL	92.0	3-5/8”	56-0040		Call	8-2121	419880	34.43
Note: Tractor end use only								

Inner Profile Yoke

Bore		(L) Length		Use W/ Tube Part Number	Part Number	Sequence Number	Price
MM	Inches	MM	Inches				
23.5	59/64”	79.0	3-7/64”	70-2105	8-2130	419850	$27.59

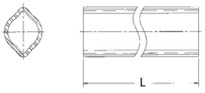

Inner Profile Tube - 59” Lengths (L)

O.D.		Wall Thickness		Use W/ Yoke Part Number	Part Number	Sequence Number	Price
MM	Inches	MM	Inches				
23.5	59/64”	3.6	9/64”	8-2130	70-2105	419890	$101.33

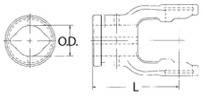

Outer Profile Yoke

Bore		(L) Length		Use W/ Tube Part Number	Part Number	Sequence Number	Price
MM	Inches	MM	Inches				
30.0	1-3/16”	79.0	3-7/64”	70-2104	8-2120	419860	$50.07

ASK FOR QUANTITY DISCOUNT ***Prices subject to change without notice.***

BAUM HYDRAULICS CORPORATION
1-800-228-9222 / e-mail: sales@baumhydraulics.com
Fax: 1-800-832-2522 / www.baumhydraulics.com / © Baum Hydraulics Corporation

Metric 2100 SERIES

ASAE
Category 1

Replaces Walterscheid Design Series 2100

Outer Profile Tube - 59” Lengths (L)

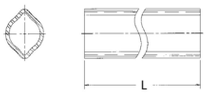

O.D.		Wall Thickness		Use W/ Yoke Part Number	Part Number	Sequence Number	Price
MM	Inches	MM	Inches				
30.0	1-3/16”	2.85	7/64”	8-2120	70-2104	419900	$68.67

Tube Pin

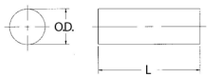

Diameter		(L) Length		Part Number	Sequence Number	Price
MM	Inches	MM	Inches			
8.0	5/16”	50.0	1-31/32”	50-0112		Call
Note: Fits both inner and outer profile yokes - packaged 10 per box						

Implement Yokes

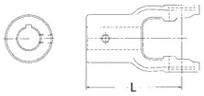

Bore		(L) Length		Hole Size	Part Number	Sequence Number	Price
MM	Inches	MM	Inches				
25.4	1”	79.0	3-7/64”	5/16” D.T.	8-2108	419830	$39.05
31.75	1-1/4”	79.0	3-7/64”	3/8” D.T.	8-2110	419840	48.57

World Shield Plastic

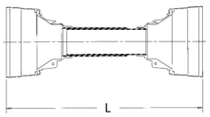

Overall Length	Bell O.D.	Part Number	Sequence Number	Price
51”	5-1/4”	69-0648	419100	$75.22
Shield Bearings are not included.				

Shield Bearing

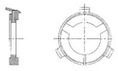

Bearing I.D.	Bearing Width	Use W/Shield Part NUmber	Part Number	Sequence Number	Price
1-21/32”	5/32”	69-0648	56-2122	419920	$8.21
Note: Two Bearings per box					

Prices subject to change without notice. **ASK FOR QUANTITY DISCOUNT**

Metric 2200 SERIES

ASAE
Category 2

Replaces Walterscheid Design Series 2200

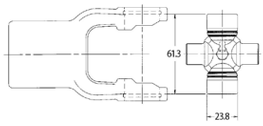

Cross and Bearing Kit: Outside Lock-Up

Bearing Diam.		Overall Length		Part Number	Sequence Number	Price
MM	Inches	MM	Inches			
23.8	15/16”	61.3	2-13/32”	1-0221	412522	$27.16

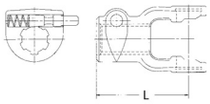

Tractor Yokes: Pin Type Quick Disconnect

Bore	(L) Length		QD Pin Kit	Sequence Number	Price	Part Number	Sequence Number	Price
	MM	Inches						
1-3/8”- 6 SPL	97.0	3-13/16”	56-0040		Call	8-2012	419160	$55.67
1-3/8”-21 SPL	97.0	3-13/16”	56-0040		Call	8-2021	419170	61.45
Note: Tractor end use only								

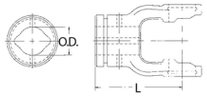

Inner Profile Yoke

Bore		(L) Length		Use W/ Tube Part Number	Part Number	Sequence Number	Price
MM	Inches	MM	Inches				
34.5	1-23/64”	82.0	3-15/64”	70-2205	8-2230	419922	$44.07

Inner Profile Tube - 59” Lengths (L)

O.D.		Wall Thickness		Use W/ Yoke Part Number	Part Number	Sequence Number	Price
MM	Inches	MM	Inches				
34.5	1-23/64”	3.95	5/32”	8-2230	70-2205	419790	$80.26

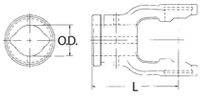

Outer Profile Yoke

Bore		(L) Length		Use W/ Tube Part Number	Part Number	Sequence Number	Price
MM	Inches	MM	Inches				
41.25	1-5/8”	82.0	3-15/64”	70-2204	8-2220	419923	$51.14

ASK FOR QUANTITY DISCOUNT ***Prices subject to change without notice.***

 © Baum Hydraulics Corporation

Metric 2200 SERIES

ASAE
Category 2

Replaces Walterscheid Design Series 2200

Outer Profile Tube - 59” Lengths (L)

O.D.		Wall Thickness		Use W/ Yoke Part Number	Part Number	Sequence Number	Price
MM	Inches	MM	Inches				
41.25	1-5/8”	2.85	7/64”	8-2220	70-2204	419800	$69.07

Tube Pin

Diameter		(L) Length		Part Number	Sequence Number	Price
MM	Inches	MM	Inches			
10.0	13/32”	65.0	2-23/64”	50-2212		Call
Note: Fits both inner and outer profile yokes - packaged 10 per box						

Implement Yokes

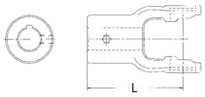

Bore		(L) Length		Keyway	Hole Size	Part Number	Sequence Number	Price
MM	Inches	MM	Inches					
25.4	1”	82.0	3-15/64”	1/4”	3/8”-16	8-2008	419120	$66.26
31.75	1-1/4”	82.0	3-15/64”	1/4”	3/8”-16	8-2010	419130	57.51

World Shield Plastic

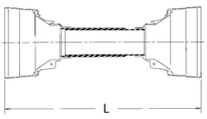

Overall Length	Bell O.D.	Part Number	Sequence Number	Price
51”	6-1/8”	69-1248	419290	$69.28
Shield Bearings are not included.				

Shield Bearing

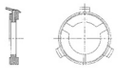

Bearing I.D.	Bearing Width	Use W/Shield Part NUmber	Part Number	Sequence Number	Price
2”	5/32”	69-1248	56-2223	419820	$16.83
Note: Two Bearings per box					

Prices subject to change without notice. **ASK FOR QUANTITY DISCOUNT**

1-800-228-9222 / e-mail: sales@baumhydraulics.com
Fax: 1-800-832-2522 / www.baumhydraulics.com / © Baum Hydraulics Corporation

BAUM HYDRAULICS CORPORATION

Metric I SERIES

ASAE
Category 3

Replaces Walterscheid Design Series I

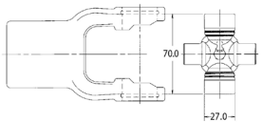

Cross and Bearing Kit: Outside Lock-Up

Bearing Diam.		Overall Length		Part Number	Sequence Number	Price
MM	Inches	MM	Inches			
27.0	1-1/16”	70.0	2-3/4”	1-0321	412524	$34.67

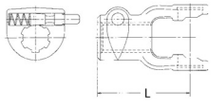

Tractor Yokes: Pin Type Quick Disconnect

Bore	(L) Length		QD Pin Kit	Sequence Number	Price	Part Number	Sequence Number	Price
	MM	Inches						
1-3/8”- 6 SPL	102.0	4-1/64”	56-0040		Call	8-3012	419250	$60.85
1-3/8”-21 SPL	102.0	4-1/64”	56-0040		Call	8-3021	419260	67.02
Note: Tractor end use only								

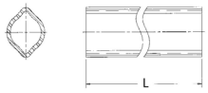

Inner Profile Tube - 59” Lengths (L)

O.D.		Wall Thickness		Use W/ Yoke Part Number	Part Number	Sequence Number	Price
MM	Inches	MM	Inches				
34.5	1-23/64”	3.95	5/32”	8-0130	70-2205	419790	$80.26

Outer Profile Tube - 59” Lengths (L)

O.D.		Wall Thickness		Use W/ Yoke Part Number	Part Number	Sequence Number	Price
MM	Inches	MM	Inches				
41.25	1-5/8”	2.85	7/64”	8-0120	70-2204	419800	$69.07

ASK FOR QUANTITY DISCOUNT ***Prices subject to change without notice.***

BAUM HYDRAULICS CORPORATION
1-800-228-9222 / e-mail: sales@baumhydraulics.com
Fax: 1-800-832-2522 / www.baumhydraulics.com / © Baum Hydraulics Corporation

Metric I SERIES

ASAE
Category 3

Replaces Walterscheid Design Series I

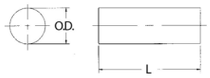

Tube Pin

Diameter		(L) Length		Part Number	Sequence Number	Price
MM	Inches	MM	Inches			
10.0	13/32”	65.0	2-9/16”	50-2312		Call
Note: Fits both inner and outer profile yokes - packaged 10 per box						

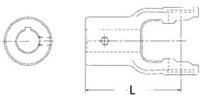

Implement Yokes

Bore		(L) Length		Keyway	Hole Size	Part Number	Sequence Number	Price
MM	Inches	MM	Inches					
25.4	1”	85.0	3-11/32”	1/4”	3/8”-16	8-3011	419200	$52.17
31.75	1-1/4”	85.0	3-11/32”	1/4”	3/8”-16	8-3010	419210	60.84
35.0	3/8”	85.0	3-11/32”	- - -	3/8” D.T.	8-3016	419220	136.02

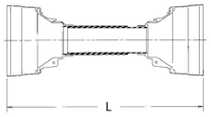

World Shield Plastic

Overall Length	Bell O.D.	Part Number	Sequence Number	Price
51”	6-1/8”	69-1248	419290	$69.28
Shield Bearings are not included.				

Shield Bearing

Bearing I.D.	Bearing Width	Use W/Shield Part NUmber	Part Number	Sequence Number	Price
2”	5/32”	69-1248	56-2223	419820	$16.83
Note: Two Bearings per box					

Prices subject to change without notice. **ASK FOR QUANTITY DISCOUNT**

1-800-228-9222 / e-mail: sales@baumhydraulics.com
Fax: 1-800-832-2522 / www.baumhydraulics.com / © Baum Hydraulics Corporation

BAUM HYDRAULICS CORPORATION

Metric 2300 SERIES

ASAE
Category 3

Replaces Walterscheid Design Series 2300

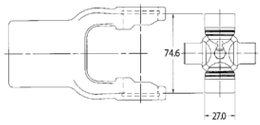

Cross and Bearing Kit: Outside Lock-Up

Bearing Diam.		Overall Length		Part Number	Sequence Number	Price
MM	Inches	MM	Inches			
27.0	1-1/16”	74.6	2-15/16”	1-0421	412526	$33.41

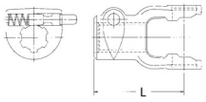

Tractor Yokes: Pin Type Quick Disconnect

Bore	(L) Length		QD Pin Kit	Sequence Number	Price	Part Number	Sequence Number	Price
	MM	Inches						
1-3/8”- 6 SPL	109.0	4-9/32”	56-0040		Call	8-4012	419350	$62.16
1-3/8”-21 SPL	109.0	4-9/32”	56-0040		Call	8-4021	419360	78.59
Note: Tractor end use only								

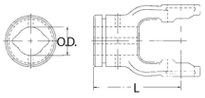

Inner Profile Yoke

Bore		(L) Length		Use W/ Tube Part Number	Part Number	Sequence Number	Price
MM	Inches	MM	Inches				
34.5	1-23/64”	98.0	3-55/64”	70-2205	8-2330	419930	$62.41

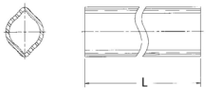

Inner Profile Tube - 59” Lengths (L)

O.D.		Wall Thickness		Use W/ Yoke Part Number	Part Number	Sequence Number	Price
MM	Inches	MM	Inches				
34.5	1-23/64”	3.95	5/32”	8-2330	70-2205	419790	$80.26

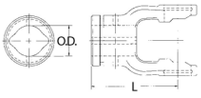

Outer Profile Yoke

Bore		(L) Length		Use W/ Tube Part Number	Part Number	Sequence Number	Price
MM	Inches	MM	Inches				
41.25	1-5/8”	98.0	3-55/64”	70-2204	8-2320	419940	$61.98

ASK FOR QUANTITY DISCOUNT ***Prices subject to change without notice.***

 © Baum Hydraulics Corporation

Metric 2300 SERIES

ASAE
Category 3

Replaces Walterscheid Design Series 2300

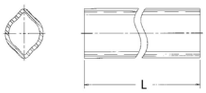

Outer Profile Tube - 59” Lengths (L)

O.D.		Wall Thickness		Use W/ Yoke Part Number	Part Number	Sequence Number	Price
MM	Inches	MM	Inches				
41.25	1-5/8”	2.85	7/64”	8-2320	70-2204	419800	$69.07

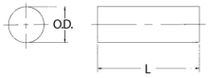

Tube Pin

Diameter		(L) Length		Part Number	Sequence Number	Price
MM	Inches	MM	Inches			
10.0	13/32”	65.0	2-9/16”	50-2312		Call
Note: Fits both inner and outer profile yokes - packaged 10 per box						

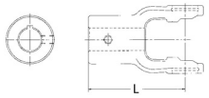

Implement Yokes

Bore		(L) Length		Keyway	Hole Size	Part Number	Sequence Number	Price
MM	Inches	MM	Inches					
31.75	1-1/4	98.0	3-55/64”	1/4”	3/8”16	8-4010	419310	$63.36
34.93	1-3/8”	98.0	3-55/64”	5/16”	3/8”-16	8-4011	419320	64.71

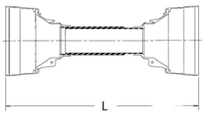

World Shield Plastic

Overall Length	Bell O.D.	Part Number	Sequence Number	Price
51”	6-1/8”	69-1248	419290	$69.28
Shield Bearings are not included.				

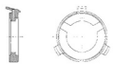

Shield Bearing

Bearing I.D.	Bearing Width	Use W/Shield Part NUmber	Part Number	Sequence Number	Price
2”	5/32”	69-1248	56-2223	419820	$16.83
Note: Two Bearings per box					

Prices subject to change without notice. **ASK FOR QUANTITY DISCOUNT**

1-800-228-9222 / e-mail: sales@baumhydraulics.com
Fax: 1-800-832-2522 / www.baumhydraulics.com / © Baum Hydraulics Corporation

BAUM HYDRAULICS CORPORATION

Metric 2400 SERIES

ASAE
Category 4

Replaces Walterscheid Design Series 2400

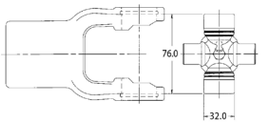

Cross and Bearing Kit: Outside Lock-Up

Bearing Diam.		Overall Length		Part Number	Sequence Number	Price
MM	Inches	MM	Inches			
32.0	1-17/64”	76.0	3”	2-2421	412530	$57.29

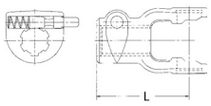

Tractor Yokes: Pin Type Quick Disconnect

Bore	(L) Length		QD Pin Kit	Sequence Number	Price	Part Number	Sequence Number	Price
	MM	Inches						
1-3/8”- 6 SPL	112.0	4-13/32”	56-0040		Call	8-2412	419980	$99.03
1-3/8”-21 SPL	112.0	4-13/32”	56-0040		Call	8-2421	419990	105.19
Note: Tractor end use only								

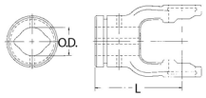

Inner Profile Yoke

Bore		(L) Length		Use W/ Tube Part Number	Part Number	Sequence Number	Price
MM	Inches	MM	Inches				
39.5	1-9/16”	96.0	3-25/32”	70-2405	8-2430	419960	$95.16

Inner Profile Tube - 59” Lengths (L)

O.D.		Wall Thickness		Use W/ Yoke Part Number	Part Number	Sequence Number	Price
MM	Inches	MM	Inches				
39.5	1-9/16”	4.5	11/64”	8-2430	70-2405	420000	$103.02

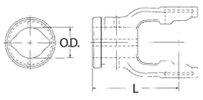

Outer Profile Yoke

Bore		(L) Length		Use W/ Tube Part Number	Part Number	Sequence Number	Price
MM	Inches	MM	Inches				
48.0	1-57/64”	96.0	3-25/32”	70-2404	8-2420	419970	$85.40

ASK FOR QUANTITY DISCOUNT ***Prices subject to change without notice.***

BAUM HYDRAULICS CORPORATION
1-800-228-9222 / e-mail: sales@baumhydraulics.com
Fax: 1-800-832-2522 / www.baumhydraulics.com / © Baum Hydraulics Corporation

Metric 2400 SERIES

ASAE
Category 4

Replaces Walterscheid Design Series 2400

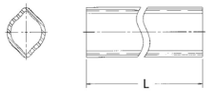

Outer Profile Tube - 59” Lengths (L)

O.D.		Wall Thickness		Use W/ Yoke Part Number	Part Number	Sequence Number	Price
MM	Inches	MM	Inches				
48.0	1-57/64”	3.8”	5/32”	8-2420	70-2404	420010	$102.00

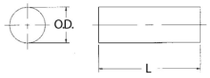

Tube Pin

Diameter		(L) Length		Part Number	Sequence Number	Price
MM	Inches	MM	Inches			
10.0	13/32”	75.0	61/64”	50-0512		Call
Note: Fits both inner and outer profile yokes - packaged 10 per box						

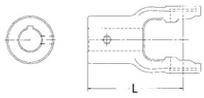

Implement Yokes

Bore		(L) Length		Keyway	Hole Size	Part Number	Sequence Number	Price
MM	Inches	MM	Inches					
31.75	1-1/4	96.0	3-25/32”	1/4”	3/8”16	8-2410	4199705	$58.78
34.93	1-3/8”	96.0	3-25/32”	- - -	1/2” D.T.	8-2411	4199706	92.90

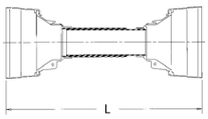

World Shield Plastic

Overall Length	Bell O.D.	Part Number	Sequence Number	Price
51”	7-1/16”	69-2248	419470	$95.60
Shield Bearings are not included.				

Shield Bearing

Bearing I.D.	Bearing Width	Use W/Shield Part NUmber	Part Number	Sequence Number	Price
2-1/2”	3/16”	69-2248	56-2324	420030	$17.33
Note: Two Bearings per box					

Prices subject to change without notice. **ASK FOR QUANTITY DISCOUNT**

1-800-228-9222 / e-mail: sales@baumhydraulics.com
Fax: 1-800-832-2522 / www.baumhydraulics.com / © Baum Hydraulics Corporation

BAUM HYDRAULICS CORPORATION

Metric 2500 SERIES

ASAE
Category 5

Replaces Walterscheid Design Series 2500

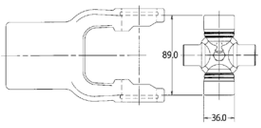

Cross and Bearing Kit: Outside Lock-Up

Bearing Diam.		Overall Length		Part Number	Sequence Number	Price
MM	Inches	MM	Inches			
36.0	1.417”	89.0	3-1/2”	3-2521	4125326	$59.28

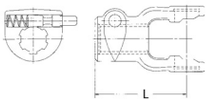

Tractor Yokes: Pin Type Quick Disconnect

Bore	(L) Length		QD Pin Kit	Sequence Number	Price	Part Number	Sequence Number	Price
	MM	Inches						
1-3/8”- 6 SPL	122.0	4-13/16”	56-0040		Call	8-2512	420100	$107.07
1-3/8”-21 SPL	122.0	4-13/16”	56-0040		Call	8-2521	420110	142.71
1-3/4”-20 SPL	122.0	4-13/16”	56-0940		Call	8-2514	420120	152.24
Note: Tractor end use only								

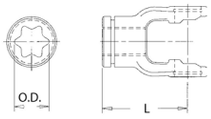

Inner Profile Yoke

Bore		(L) Length		Use W/ Tube Part Number	Part Number	Sequence Number	Price
MM	Inches	MM	Inches				
51.0	2”	105.0	4-1/8”	70-2505	8-2530	420080	$132.57

Inner Profile Tube - 59” Lengths (L)

O.D.		Wall Thickness		Use W/ Yoke Part Number	Part Number	Sequence Number	Price
MM	Inches	MM	Inches				
51.0	2”	- - -	- - -	8-2530	70-2505	420130	$318.76

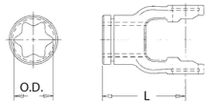

Outer Profile Yoke

Bore		(L) Length		Use W/ Tube Part Number	Part Number	Sequence Number	Price
MM	Inches	MM	Inches				
61.0	2-13/32”	105.0	4-1/8”	70-2504	8-2520	420090	$132.95

ASK FOR QUANTITY DISCOUNT ***Prices subject to change without notice.***

BAUM HYDRAULICS CORPORATION
1-800-228-9222 / e-mail: sales@baumhydraulics.com
Fax: 1-800-832-2522 / www.baumhydraulics.com / © Baum Hydraulics Corporation

Metric 2500 SERIES

ASAE
Category 5

Replaces Walterscheid Design Series 2500

Outer Profile Tube - 59” Lengths (L)

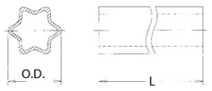

O.D.		Wall Thickness		Use W/ Yoke Part Number	Part Number	Sequence Number	Price
MM	Inches	MM	Inches				
61.0	2-13/32”	4.5	11/64”	8-2520	70-2504	420140	$224.21

Tube Pin

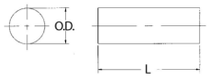

Diameter		(L) Length		Part Number	Sequence Number	Price
MM	Inches	MM	Inches			
10.0	13/32”	90.0	3-1/2”	50-1090		Call
Note: Fits both inner and outer profile yokes - packaged 10 per box						

Implement Yokes

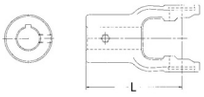

Bore		(L) Length		Keyway	Hole Size	Part Number	Sequence Number	Price
MM	Inches	MM	Inches					
34.93	1-3/8”	105.0	4-1/8”	3/8”	3/8”16	8-2511	420040	$179.52
38.1	1-1/2”	105.0	4-1/8”	3/8”	3/8”-16	8-2515	420050	144.19

Shear Pin Yokes

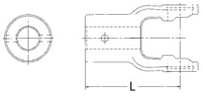

Bore		(L) Length		Drill Thru	Part Number	Sequence Number	Price
MM	Inches	MM	Inches				
35.0	1-3/8”	105.0	4-1/8”	1/2” D.T.	8-2525	420060	$98.45
38.1	1-1/2”	105.0	4-1/8”	1/2” D.T.	8-2535	420070	107.03

World Shield Plastic

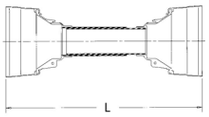

Overall Length	Bell O.D.	Part Number	Sequence Number	Price
51”	8”	69-2248	419470	$95.60
Shield Bearings are not included.				

Shield Bearing

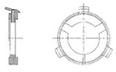

Bearing I.D.	Bearing Width	Use W/Shield Part NUmber	Part Number	Sequence Number	Price
2-1/2”	3/16”	69-2248	56-2324	420030	$17.33
Note: Two Bearings per box					

Prices subject to change without notice. **ASK FOR QUANTITY DISCOUNT**

Q2

BAUM CAST IRON
EMPTY HOUSINGS & MALLEABLE FLANGES
FOR SELF-ALIGNING BEARINGS

BAUM HOUSINGS MADE IN AMERICA BY AMERICAN CRAFTSMEN

STOCK THESE MATCHMAKER® HOUSINGS - MATCH & MAKE MANY BLOCKS WITH A SMALL INVENTORY OF HOUSINGS

RAK
LOW SHAFT HEIGHT
Use to make RAK or VAK

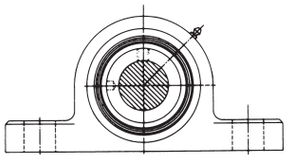

Part Number	Fits These Bearing Sizes Inches	Shaft Center Height Inches	Bolt C to C Inches	Bolt Size Inches	Price Per Piece
40RAK	1/2, 5/8, 11/16	1-1/16	3-5/8	3/8	**$14.86**
47RAK	3/4	1-1/4	3-25/32	3/8	
52RAK	7/8, 15/16, 1	1-5/16	4-1/8	3/8	**17.63**
62RAK	1-1/16, 1-1/8, 1-3/16, 1-1/4 Sm	1-9/16	4-5/8	1/2	**29.03**
72RAK	1-1/4, 1-5/16 1-3/8, 1-7/16	1-13/16	5-1/8	1/2	**25.30**
80RAK	1-1/2	1-15/16	5-3/8	1/2	**37.50**
85RAK	1-5/8, 1-11/16, 1-3/4	2-1/16	5-7/8	1/2	**47.40**
90RAK	1-7/8, 1-15/16	2-3/16	6-7/32	5/8	**40.72**
100RAK	2, 2-1/8, 2-3/16	2-7/16	6-11/32	5/8	**53.73**
110RAK	2-1/4, 2-5/16	- - -	- - -	- - -	**....**

RAS
HIGH SHAFT HEIGHT
Use to make RAS or VAS

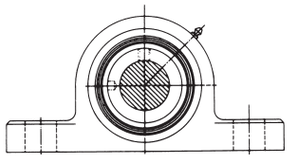

Part Number	Fits These Bearing Sizes Inches	Shaft Center Height Inches	Bolt C to C Inches	Bolt Size Inches	Price Per Piece
40RAS	1/2, 5/8, 11/16	1-3/16	3-5/8	3/8	**$....**
47RAS	3/4	1-5/16	3-25/32	3/8	**15.92**
52RAS	7/8, 15/16, 1	1-7/16	4	3/8	**17.63**
62RAS	1-1/16, 1-1/8, 1-3/16, 1-1/4 Sm	1-11/16	4-5/8	1/2	**....**
- - - - -	1-1/4, 1-5/16 1-3/8, 1-7/16	1-7/8	5-1/8	1/2	**....**
80RAS	1-1/2	1-15/16	5-3/8	1/2	**....**
85RAS	1-5/8, 1-11/16, 1-3/4	2-1/8	5-7/8	1/2	**....**
90RAS	1-7/8, 1-15/16	2-1/4	6-7/32	5/8	**32.90**
100RAS	2, 2-1/8, 2-3/16	2-1/2	6-15/16	5/8	**....**
110RAS	2-1/4, 2-5/16	2-3/4	7-13/32	5/8	**58.37**

RCJ
4-BOLT FLANGE BLOCK
Use to make RCJ or VCJ

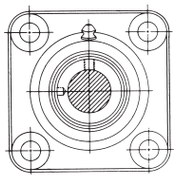

Part Number	Fits These Bearing Sizes Inches	Overall Width Inches	Bolt C to C Inches	Block Bolt Size Inches	Price Per Piece
40RCJ	1/2, 5/8, 11/16	3	2-1/8	3/8	**$14.01**
- - - -	3/4	3-3/8	2-1/2	3/8	**....**
52RCJ	7/8, 15/16, 1	3-3/4	2-3/4	3/8	**17.18**
62RCJ	1-1/16, 1-1/8, 1-3/16, 1-1/4 Sm	4-1/4	3-1/4	7/16	**26.36**
72RCJ	1-1/4, 1-5/16 1-3/8, 1-7/16	4-5/8	3-5/8	7/16	**28.14**
80RCJ	1-1/2	5-1/8	4	1/2	**35.55**
85RCJ	1-5/8, 1-11/16, 1-3/4	5-3/8	4-1/8	9/16	**39.25**
90RCJ	1-7/8, 1-15/16	5-5/8	4-3/8	9/16	**31.93**
100RCJ	2, 2-1/8, 2-3/16	6-3/8	5-1/8	1/2	**57.47**
110RCJ	2-1/4, 2-5/16	- - -	- - -	- - -	**58.42**

RCJT
2 BOLT FLANGE BLOCK
Use to make RCJT or VCJT

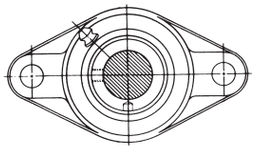

Part Number	Fits These Bearing Sizes Inches	Overall Width Inches	Bolt C to C Inches	Block Bolt Size Inches	Price Per Piece
40RCJT	1/2, 5/8, 11/16	4-13/32	3	3/8	**$....**
47RCJT	3/4	4-13/32	3-17/32	3/8	
52RCJT	7/8, 15/16, 1	4-7/8	3-29/32	7/16	**17.12**
62RCJT	1-1/16, 1-1/8, 1-3/16, 1-1/4 Sm	5-9/16	4-19/32	7/16	**14.40**
72RCJT	1-1/4, 1-5/16 1-3/8, 1-7/16	6-1/8	5-1/8	1/2	**17.71**
80RCJT	1-1/2	6-3/4	5-21/32	1/2	**26.13**
85RCJT	1-5/8, 1-11/16, 1-3/4	7-1/16	5-27/32	1/2	**....**
- - - -	1-7/8, 1-15/16	7-7/16	6-3/16	5/8	**....**
- - - -	2, 2-1/8, 2-3/16	8-1/2	7-1/4	5/8	**. .**
- - - -	2-1/4, 2-5/16	- - - -	- - - -	- - -	**. .**

GVFD
3-BOLT FLANGE BLOCK
Use to make GVFD or VFD

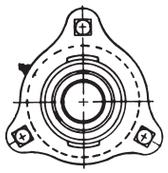

Part Number	Fits These Bearing Sizes Inches	Overall Lenght Inches	Bolt Circle Inches	Bolt Size Inches	Price Per Piece
- - - - -	1/2, 5/8, 11/16	- - - -	- - - -	- - -	**$. . .**
- - - - -	3/4	3-9/16	2-13/32	5/16	**....**
52GVFD	7/8, 15/16, 1	3-3/4	3	5/16	**24.73**
62GVFD	1-1/16, 1-1/8, 1-3/16, 1-1/4 Sm	4-7/16	3-9/16	3/8	**26.57**
72GVFD	1-1/4, 1-5/16 1-3/8, 1-7/16	4-13/16	3-15/16	3/8	**....**

GVFTD
2 BOLT FLANGE BLOCK
Use to make GVFTD or VFTD

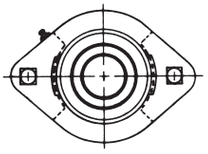

Part Number	Fits These Bearing Sizes Inches	Overall Lenght Inches	Bolt C to C Inches	Bolt Size Inches	Price Per Piece
- - - - -	1/2, 5/8, 11/16	3-3/16	2-1/2	1/4	**$....**
47GVFTD	3/4	3-9/16	2-13/16	5/16	**....**
52GVFTD	7/8, 15/16, 1	3-3/4	3	5/16	**22.45**
62GVFTD	1-1/16, 1-1/8, 1-3/16, 1-1/4 Sm	4-7/16	3-9/16	3/8	**25.68**
72GVFTD	1-1/4, 1-5/16 1-3/8, 1-7/16	4-13/16	3-15/16	3/8	**....**

ASK FOR QUANTITY DISCOUNT ***Prices subject to change without notice.***

BAUM HYDRAULICS CORPORATION

1-800-228-9222 / e-mail: sales@baumhydraulics.com

Fax: 1-800-832-2522 / www.baumhydraulics.com / © Baum Hydraulics Corporation

BAUM STAMPED FLANGES FOR SELF-ALIGNING BEARINGS

BAUM HOUSINGS MADE IN AMERICA BY AMERICAN CRAFTSMEN

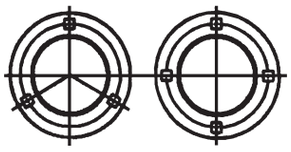

MS - 3 or 4 Bolt Round Flange

3 or 4 Bolt Round Flange Zinc Plated & Thickness	Fits These Bearing Sizes	Price Per Piece
40MS .075	1/2, 5/8	$3.08
47MS .083	3/4	3.49
52MS .083	7/8	3.20
52MS .104	15/16, 1	4.28
62MS .104	1-1/16,	5.28
62MS .149	1-3/16,	7.15
*62MS .104	1-1/4 Sm	4.79
72MS .104	1-1/4,	5.18
72MS .134	1-5/16,	5.87
72MS .149	1-3/8,	6.13
*72MS .104	1-7/16	4.82
*80MS .134	1-1/2	7.38
*80MS .149		11.13
*80MSQ.134		5.38
*85MS .134	1-5/8,	8.64
*85MS .149	1-11/16,	10.20
*85MS .179	1-3/4	10.77
*90MS .149	1-7/8,	11.00
*90MS .164	1-15/16	16.12
*90MS .179		16.53
*100MS .149	2, 2-1/8,	16.28
*100MS .164	2-3/16	12.43
*100MS .194		23.71

MST - 2 Bolt Oval Flange

2 Bolt Oval Flange & Flush Mount Zinc Plated	Fits These Bearing Sizes	Price Per Piece
40MST	1/2, 5/8	$1.82
+40FM2	11/16	5.14
47MST	3/4	2.51
52MST	7/8	2.64
52MST H	15/16, 1	3.33
+52FM2		4.99
62MST	1-1/16,	2.82
62MST H	1-3/16,	4.43
72MST	1-1/4,	4.00
72MST H	1-5/16,	2.95

PBS - Foot Flange For PBS Pillow Block

Foot Flange For PBS-Pillow Block	Fits These Bearing Sizes	Price Per Piece
40PBS	1/2, 5/8	$5.87
47PBS	3/4	5.24
52PBS	7/8	....
62PBS	1-1/16,	....

MSRT- 3 or 4 Bolt Triangular Flange

3 or 4 Bolt Triangular Flange Zinc Plated	Fits These Bearing Sizes	Price Per Piece
47MSTR	3/4	$2.90
52MSTR	7/8	2.61
62MSTR	1-1/16,	3.95
72MSTR	1-1/4,	4.54

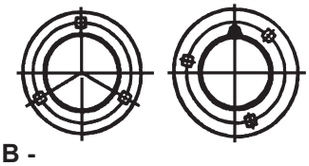

MSA & B - Relube 3 or 4 Bolt Round Flange

Relube 3 or 4 Bolt Round Flange Zinc Plated	Fits These Bearing Sizes	Price Per Piece
G47MSA&B	3/4	$4.46
G52MSA&B	7/8	11.46
G52MSA&B H	15/16, 1	5.23
G62MSA&B	1-1/16,	9.77
G62MSA&B H	1-3/16,	15.51
G72MSA&B H	1-5/16,	12.89
G80MSA&B* H		10.05
G85MSA&B* H	1-11/16,	22.87
G85MSA&B XH	1-3/4	21.79
G90MSA&B H	1-15/16	27.17
G90MSA&B XH		17.43
G100MSA&B H	2-3/16	20.69
G100MSA&B XH		31.99

* 4 Bolt Flanges
\+ Flush Mount with Rubber Insert
H = Heavy XH = Extra Heavy

Fits Bearing Outside Diam. Series	Inches	M.M.	Grade 5 Carriage Bolt Size, Ins.
40	1.574	40	Use 1/4 x 1
47	1.850	47	5/16 x 1-1/4
52	2.047	52	5/16 x 1-1/4
62	2.440	62	3/8 x 1-1/4
72	2.834	72	3/8 x 1-1/4

Fits Bearing Outside Diam. Series	Inches	M.M.	Grade 5 Carriage Bolt Size, Ins.
80	3.149	80	1/2 x 1-1/2
85	3.346	85	1/2 x 1-1/2
90	3.543	90	1/2 x 1-1/2
100	3.937	100	1/2 x 1-1/2

ECCENTRIC LOCKING COLLARS

Fits all Timken/Fafnir & Precision Bearings using Eccentric Locking Collars
Except Heavy GN100KRRB Series

TIMKEN

TimKen/Fafnir Collar Number	Shaft Size Inches	Price Per Piece
S1008K	1/2	$....
S1010K	5/8	9.26
S1012K	3/4	11.01
S1014K	7/8	....
S1015K	15/16	11.08
S1100K	1	7.54

*Standard Size Bearing

TimKen/Fafnir Collar Number	Shaft Size Inches	Price Per Piece
S1102K	1-1/8	11.91
S1103K3	1-1/4 sm	10.43
S1104K*	1-1/4 std	18.00
S1105K	1-5/16	$....

TimKen/Fafnir Collar Number	Shaft Size Inches	Price Per Piece
S1106K	1-3/8	18.00
S1107K	1-7/16	17.15
S1108KT	1-1/2	19.65
S1110K	1-5/8	38.98
S1111K	1-11/16	....
S1112K	1-3/4	23.26

TimKen/Fafnir Collar Number	Shaft Size Inches	Price Per Piece
S1114K	1-7/8	15.52
S1115K	1-15/16	19.90
S1115K2	2 Sm	18.41
S1200K*	2 Std	37.67
S1203K	2-3/16	45.74

Prices subject to change without notice. **ASK FOR QUANTITY DISCOUNT**

1-800-228-9222 / e-mail: sales@baumhydraulics.com
Fax: 1-800-832-2522 / www.baumhydraulics.com / © Baum Hydraulics Corporation

BAUM HYDRAULICS CORPORATION

SELF-ALIGNING BALL BEARINGS WITH ECCENTRIC COLLARS

Mix and Match Any Bearings - Call for Quantity Discount.

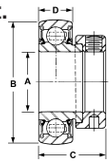

TIMKEN / FAFNIR BEARINGS

- **Grease Opposite Collar**
- Round (Spherical) Outer Race
- Non-Relube / Relube
- Eccentric Locking Collar Included
- Narrow Inner Ring

Bearing Size	A Shaft Size Inches	Fits Flange Series Number	B Bearing O.D. Inches	C Bore Lenght	D Outer Ring Width Inch	Price Per Piece
NON RELUBE						
NON RELUBE WITH RUBBER SEALS INCH & METRIC SIZES						
RA008RRB	1/2	40	1.574	1-1/8	.512	**$47.69**
RA010RRB	5/8	40	1.574	1-1/8	.512	**40.32**
RAE15RRB	15MM	40	1.574	1-1/8	.512	**25.14**
RA012RRB	3/4	47	1.850	1-7/32	.591	**42.57**
RAE20RRB	20MM	47	1.850	1-7/32	.591	**57.48**
RA014RRB	7/8	52	2.047	1-7/32	.591	**35.46**
RA015RRB	15/16	52	2.047	1-7/32	.591	**34.42**
RA100RRB	1	52	2.047	1-7/32	.591	**30.87**
RAE25RRB	25MM	52	2.047	1-7/32	.591	**41.26**
RA101RRB	1-1/16	62	2.440	1-13/32	.709	**67.06**
RA102RRB	1-1/8	62	2.440	1-13/32	.709	**46.98**
RA103RRB	1-3/16	62	2.440	1-13/32	.709	**45.11**
RA103RRB2	1-1/4 Sm	62	2.440	1-13/32	.709	**46.03**
RAE30RRB	30MM	62	2.440	1-13/32	.709	**58.53**
RA104RRB	1-1/4 Std	72	2.834	1-17/32	.748	**61.61**
RA106RRB	1-3/8	72	2.834	1-17/32	.748	**74.94**
RA107RRB	1-7/16	72	2.834	1-17/32	.748	**91.44**
RAE35RRB	35MM	72	2.834	1-17/32	.748	**89.67**
RA108RRB	1-1/2	80	3.149	1-23/32	.866	**80.28**
RAE40RRB	40MM	80	3.149	1-23/32	.866	....
RA110RRB	1-5/8	85	3.346	1-23/32	.866	**141.74**
RA111RRB	1-11/16	85	3.346	1-23/32	.866	**118.67**
RA112RRB	1-3/4	85	3.346	1-23/32	.866	**109.63**
RA115RRB	1-15/16	90	3.543	1-23/32	.866	**107.82**
RA115RRB2	2 Sm	90	3.543	1-23/32	.866	**137.18**
RA200RRB	2 Std	100	3.937	1-29/32	.945	**160.05**
RA203RRB	2-3/16	100	3.937	1-29/32	.945	**126.64**
SMALL O.D. NON RELUBE WITH ECCENTRIC COLLAR & RUBBER SEALS						
RAL010NPPB	5/8	35L	1.378	15/16	.433	**57.55**
RAL012NPPB	3/4	42L	1.653	31/32	.472	**66.40**
RAL100NPPB	1	47L	1.850	1	.472	**62.70**
RELUBE						
RELUBE BEARINGS WITH ECCENTRIC COLLAR & RUBBER SEALS INCH & METRIC SIZES						
GRA008RRB	1/2	40	1.574	1-1/8	.472	**$58.81**
GRAE12RRB	12MM	40	1.574	1-1/8	.512	**....**
GRAE15RRB	15MM	40	1.574	1-1/8	.512	**47.60**
GRA010RRB	5/8	40	1.574	1-1/8	.472	**53.32**
GRAE17RRB	17MM	40	1.574	1-1/8	.472	**47.85**
GRA012RRB	3/4	47	1.850	1-7/32	.551	**47.13**
GRAE20RRB	20MM	47	1.850	1-7/32	.591	**51.57**
GRA014RRB	7/8	52	2.047	1-7/32	.591	**52.73**
GRA015RRB	15/16	52	2.047	1-7/32	.591	**47.07**
GRA100RRB	1	52	2.047	1-7/32	.591	**....**
GRAE25RRB	25MM	52	2.047	1-7/32	.591	**71.09**
GRA102RRB	1-1/8	62	2.440	1-13/32	.709	**....**
GRA103RRB	1-3/16	62	2.440	1-13/32	.709	**....**
GRA103RRB2	1-1/4 Sm	62	2.440	1-13/32	.709	**....**
GRAE30RRB	30MM	62	2.440	1-13/32	.709	**85.06**
GRA104RRB	1-1/4 Std	72	2.834	1-17/32	.748	**....**
GRA106RRB	1-3/8	72	2.834	1-17/32	.748	**....**
GRA107RRB	1-7/16	72	2.834	1-17/32	.748	**....**
GRAE35RRB	35MM	72	2.834	1-17/32	.748	**79.57**
GRA108RRB	1-1/2	80	3.149	1-23/32	.827	**....**
GRAE40RRB	40MM	80	3.149	1-23/32	.866	**150.12**
GRA111RRB	1-11/16	85	3.346	1-23/32	.866	**130.52**
GRA112RRB	1-3/4	85	3.346	1-23/32	.866	**105.01**
GRAE45RRB	45MM	85	3.346	1-23/32	.866	**176.78**
GRA115RRB	1-15/16	90	3.543	1-23/32	.866	**....**
GRA115RRB2	2 Sm	90	3.543	1-23/32	.866	**....**
GRAE50RRB	50MM	90	3.543	1-23/32	.866	**191.19**
GRA200RRB	2	100	3.937	1-29/32	.945	**164.02**
GRA203RRB	2-3/16	100	3.937	1-29/32	.945	**192.96**

ASK FOR QUANTITY DISCOUNT ***Prices subject to change without notice.***

 © Baum Hydraulics Corporation

SELF-ALIGNING BALL BEARINGS WITH ECCENTRIC COLLARS

Mix and Match Any Bearings - Call for Quantity Discount.

TIMKEN / FAFNIR BEARINGS

- **Grease Opposite Collar**
- Round (Spherical) Outer Race
- Non-Relube / Relube
- Eccentric Locking Collar Included
- Wide Inner Ring

TIMKEN

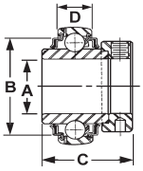

NON RELUBE

NON RELUBE WITH RUBBER SEALS INCH & METRIC SIZES

Bearing Size	A Shaft Size Inches	Fits Flange Series Number	B Bearing O.D. Inches	C Bore Lenght	D Outer Ring Width Inch	Price Per Piece
1010KRRB	5/8	40	1.574	1-15/32	.472	**$58.24**
1012KRRB	3/4	47	1.850	1-23/32	.551	**56.43**
1014KRRB	7/8	52	2.047	1-3/4	.591	**....**
1015KRRB	15/16	52	2.047	1-3/4	.591	**84.19**
1100KRRB	1	52	2.047	1-3/4	.591	**49.00**
1102KRRB	1-1/8	62	2.440	1-29/32	.630	**93.87**
1103KRRB	1-3/16	62	2.440	1-29/32	.630	**65.32**
1103KRRB3	1-1/4 Sm	62	2.440	1-29/32	.630	**79.12**
1104KRRB	1-1/4 Std	72	2.834	2-1/64	.669	**98.35**
1106KRRB	1-3/8	72	2.834	2-1/64	.669	**116.24**
1107KRRB	1-7/16	72	2.834	2-1/64	.669	**98.35**
E35KRRB	35MM	72	2.834	2-1/64	.669	**97.91**
1108KRRB	1-1/2	80	3.149	2-7/32	.709	**113.07**
1110KRRB	1-5/8	85	3.346	2-7/32	.748	**72.25**
1111KRRB	1-11/16	85	3.346	2-7/32	.748	**138.25**
1112KRRB	1-3/4	85	3.346	2-7/32	.748	**180.55**
1115KRRB	1-15/16	90	3.543	2-15/32	.787	**166.77**
1200KRRB	2 Std	100	3.937	2-13/16	.827	**361.98**
1203KRRB	2-3/16	100	3.937	2-13/16	.827	**162.42**

TIMKEN

TIMKEN / FAFNIR BEARINGS

- **Grease Opposite Collar**
- Round (Spherical) Outer Race
- Relube
- Eccentric Locking Collar Included
- Wide Inner Ring

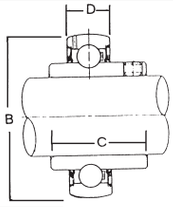

RELUBE

RELUBE BEARINGS WITH ECCENTRIC COLLAR & RUBBER SEALS INCH & METRIC SIZES

G1008KRRB	1/2	40	1.574	1-15/32	.472	**$....**
G1010KRRB	5/8	40	1.574	1-15/32	.472	**59.10**
G1012KRRB	3/4	47	1.850	1-23/32	.551	**....**
G1014KRRB	7/8	52	2.047	1-3/4	.591	**88.36**
G1015KRRB	15/16	52	2.047	1-3/4	.591	**75.60**
G1100KRRB	1	52	2.047	1-3/4	.591	**....**
GE25KRRB	25MM	52	2.047	1-3/4	.591	**104.85**
G1101KRRB	1-1/16	62	2.440	1-29/32	.709	**110.29**
G1102KRRB	1-1/8	62	2.440	1-29/32	.709	**106.25**
G1103KRRB	1-3/16	62	2.440	1-29/32	.709	**129.27**
G1103KRRB3	1-1/4 Sm	62	2.440	1-29/32	.709	**73.91**
G1104KRRB	1-1/4 Std	72	2.834	2-1/64	.748	**96.39**
G1105KRRB	1-5/16	72	2.834	2-1/64	.748	**101.31**
G1106KRRB	1-3/8	72	2.834	2-1/64	.748	**95.77**
G1107KRRB	1-7/16	72	2.834	2-1/64	.748	**96.69**
GE35KRRB	35MM	72	2.834	2-1/64	.748	**127.46**
G1108KRRB	1-1/2	80	3.149	2-7/32	.827	**104.92**
G1109KRRB	1-9/16	80	3.149	2-7/32	.827	**171.18**
G1110KRRB	1-5/8	85	3.346	2-7/32	.866	**164.31**
G1111KRRB	1-11/16	85	3.346	2-7/32	.866	**164.31**
G1112KRRB	1-3/4	85	3.346	2-7/32	.866	**121.18**
GE45KRRB	45MM	85	3.346	2-7/32	.866	**162.90**
G1114KRRB	1-7/8	90	3.543	2-15/32	.866	**227.82**
G1115KRRB	1-15/16	90	3.543	2-15/32	.866	**134.81**
G1200KRRB	2 Std	100	3.937	2-13/16	.984	**....**
G1202KRRB	2-1/8	100	3.937	2-13/16	.984	**169.96**
G1203KRRB	2-3/16	100	3.937	2-13/16	.984	**227.68**
GE55KRRB	55MM	100	3.937	2-13/16	.984	**283.34**
G1204KRRB	2-1/4	110	4.330	3-1/16	1.063	**447.93**
G1206KRRB	2-3/8	110	4.330	3-1/16	1.063	**....**
G1207KRRB	2-7/16	110	4.330	3-1/16	1.063	**466.34**
G1215KRRB	2-15/16	130	5.118	3-5/8	1.142	**667.05**

Prices subject to change without notice. **ASK FOR QUANTITY DISCOUNT**

Q6

SELF-ALIGNING BALL BEARINGS WITH 2 SET SCREWS IN INNER RACE

Mix and Match Any Bearings - Call for Quantity Discount.

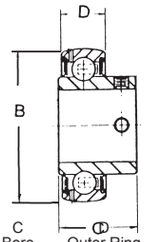

TIMKEN

TIMKEN / FAFNIR BEARINGS

- **Grease Opposite Collar** • Relube • Narrow Inner Ring
- Round (Spherical) Outer Race • Set Screw Locking

RELUBE

RELUBE WITH RUBBER SEALS INCH & METRIC SIZES

Bearing Size	A Shaft Size Inches	Fits Flange Series Number	B Bearing O.D. Inches	C Bore Lenght	D Outer Ring Width Inch	Price Per Piece
GYA008RRB	1/2	40	1.574	.938	.472	**$27.49**
GYA010RRB	5/8	40	1.574	.938	.472	**40.98**
GYA012RRB	3/4	47	1.850	1.063	.551	**43.00**
GYAE20RRB	20MM	47	1.850	1.063	.551	**48.59**
GYA014RRB	7/8	52	2.047	1.109	.591	**....**
GYA015RRB	15/16	52	2.047	1.109	.591	**....**
GYA100RRB	1	52	2.047	1.109	.591	**43.44**
GYAE25RRB	25MM	52	2.047	1.109	.591	**43.00**
GYA102RRB	1-1/8	62	2.440	1.281	.709	**53.71**
GYA103RRB	1-3/16	62	2.440	1.281	.709	**53.18**
GYA103RRB2	1-1/4 Sm	62	2.440	1.281	.709	**53.71**
GYAE30RRB	30MM	62	2.440	1.281	.709	**52.12**
GYA104RRB	1-1/4 Std	72	2.834	1.444	.748	**85.13**
GYA106RRB	1-3/8	72	2.834	1.444	.748	**85.13**
GYA107RRB	1-7/16	72	2.834	1.444	.748	**85.13**
GYAE35RRB	35MM	72	2.834	1.444	.748	**....**
GYA108RRB	1-1/2	80	3.149	1.538	.827	**83.68**
GYAE40RRB	40MM	80	3.149	1.538	.827	**62.79**
GYA110RRB	1-5/8	85	3.346	1.655	.866	**106.30**
GYA111RRB	1-11/16	85	3.346	1.655	.866	**85.04**
GYA112RRB	1-3/4	85	3.346	1.655	.866	**109.51**
GYA115RRB	1-15/16	90	3.543	1.746	.866	**129.90**
GYAE50RRB	50MM	90	3.543	1.746	.866	**....**
GYA200RRB	2	100	3.937	1.833	.945	**157.78**
GYA203RRB	2-3/16	100	3.937	1.833	.945	**157.78**
GYAE55RRB	55MM	100	3.937	1.833	.945	**....**

TIMKEN

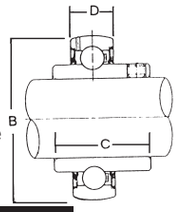

TIMKEN / FAFNIR BEARINGS

- **Grease Opposite Collar**
- Relube
- Wide Inner Ring
- Round (Spherical) Outer Race
- Set Screw Locking

RELUBE

RELUBE BEARINGS WITH RUBBER SEALS INCH & METRIC SIZES

GY1008KRRB	1/2	40	1.574	1.078	.472	**$....**
GY1010KRRB	5/8	40	1.574	1.078	.472	**75.20**
GYE17KRRB	17MM	40	1.574	1.078	.472	**44.43**
GY1012KRRB SGT	3/4	47	1.850	1.219	.551	**86.74**
GYE20KRRB	20MM	47	1.850	1.219	.551	**....**
GY1014KRRB SGT	7/8	52	2.047	1.343	.591	**61.71**
GY1015KRRB SGT	15/16	52	2.047	1.343	.591	**55.41**
GY1100KRRB SGT	1	52	2.047	1.343	.591	**91.98**
GYE25KRRB SGT	25MM	52	2.047	1.343	.591	**....**
GY1102KRRB SGT	1-1/8	62	2.440	1.500	.709	**100.37**
GY1103KRRB SGT	1-3/16	62	2.440	1.500	.709	**100.37**
GY1103KRRB3	1-1/4 Sm	62	2.440	1.500	.709	**100.37**
GYE30KRRB SGT	30MM	62	2.440	1.500	.709	**67.34**
GY1104KRRB SGT	1-1/4 Std	72	2.834	1.688	.748	**113.65**
GY1106KRRB SGT	1-3/8	72	2.834	1.688	.748	**110.85**
GY1107KRRB SGT	1-7/16	72	2.834	1.688	.748	**113.65**
GYE35KRRB SGT	35MM	72	2.834	1.688	.748	**110.32**
GY1108KRRB SGT	1-1/2	80	3.149	1.938	.827	**134.52**
GYE40KRRB SGT	40MM	80	3.149	1.938	.827	**133.19**
GY1111KRRB SGT	1-11/16	85	3.346	1.938	.866	**....**
GY1112KRRB SGT	1-3/4	85	3.346	1.938	.866	**146.17**
GYE45KRRB SGT	45MM	85	3.346	1.938	.866	**144.70**
GY1115KRRB SGT	1-15/16	90	3.543	2.031	.866	**160.60**
GYE50KRRB SGT	50MM	90	3.543	2.031	.866	**162.21**
GY1200KRRB	2 Std	100	3.937	2.187	.945	**156.74**
GY1203KRRB	2-3/16	100	3.937	2.187	.945	**214.89**
GYE55KRRB	55MM	100	3.937	2.187	.945	**149.23**
GY1204KRRB	2-1/4	110	4.330	2.562	1.063	**214.89**
GY1207KRRB	2-7/16	110	4.330	2.562	1.063	**244.54**
GYE60KRRB	60MM	110	4.330	2.562	1.063	**178.12**
GYE70KRRB	70MM	125	4.921	2.750	1.102	**....**
GY1211KRRB	2-11/16	125	4.921	2.750	1.102	**213.28**
GY1215KRRB	2-15/16	130	5.118	3.063	1.142	**349.04**
GYE75KRRB	75MM	130	5.118	3.063	1.142	**238.97**

ASK FOR QUANTITY DISCOUNT ***Prices subject to change without notice.***

© Baum Hydraulics Corporation

TIMKEN / FAFNIR BALL BEARINGS

Mix and Match Any Bearings - Call for Quantity Discount.

TIMKEN / FAFNIR SPECIAL AGRICULTURAL BEARINGS WITHOUT COLLARS

Type 1

Type 2



Type 3

Type 4



TIMKEN

Part Number	Type	Outside Diam. Inches	Bore Size Inches	Outer Ring Width Inches	Price Per Piece
202KDD6	3	1.575	1/2	.433	**$49.94**
202KRR3	3	1.378	9/16 Hex	.433	**55.07**
202KRR7	4	1-1/2	1/2	.566	**54.09**
203KR2	6	1.575	5/8	.472	**120.96**
203KRR2	3	1.575	41/64	.472	**Call**
203KRR5	3	1.575	33/64	.472	**10.53**
203KRR6	3	1.850	5/8	.472	**39.19**
P203PP10	4	1.575	5/8	.472	**23.24**
204RR6	3	1.781	3/4	.610	**25.45**
204KRR2	3	1.850	11/16 Hex	.551	**48.11**
205KRP2	- -	2.047	3/4	.830	**38.01**
205KRR2	3	2.047	7/8 Hex	.591	**66.26**
206KPP3	3	2.441	1 Hex	.630	**95.68**
206KPR4	- -	2.440	.985	.875	**49.50**
206KR7	3	2.441	1.181	.690	**75.71**
206KRR6	3	2.441	1 Hex	.630	**72.78**
206KRRB6	2	2.441	1 Hex	.630	**60.52**
207KRRB12	1	2.834	1-1/8 Hex	.669	**76.75**
208KP2	6	3.150	1-1/2	.709	**92.39**
208KP3	6	3.150	1.16 Sq	.709	**....**
208KRR2	- -	3.150	1.575	.827	**48.70**

TIMKEN

TIMKEN / FAFNIR

- Relube
- Wide Inner Ring
- Round (Spherical) Outer Race
- Concentirc Locking Collar



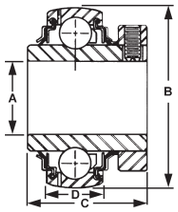

Bearing Size	A Shaft Size Inches	Fits Flange Series Number	B Bearing O.D. Inches	C Bore Lenght	D Outer Ring Width Inch	Price Per Piece
RELUBE						
RELUBE WITH RUBBER SEALS INCH & METRIC SIZES						
GC1008KRRB	1/2	40	1.574	1-3/64	.472	**$....**
GC1010KRRB	5/8	40	1.574	1-3/64	.472	**83.45**
GC1012KRRB	3/4	47	1.850	1-7/32	.551	**....**
GC1100KRRB	1	52	2.047	1-11/32	.591	**....**
GC1103KRRB	1-3/16	62	2.440	1-15/32	.709	**66.13**
GC1103KRRB3	1-1/4 Small	62	2.440	1-15/32	.709	**....**
GC1104KRRB*	1-1/4 Std	72	2.834	1-5/8	.748	**....**
GC1106KRRB	1-3/8	72	2.834	1-5/8	.748	**....**
GC1107KRRB	1-7/16	72	2.834	1-5/8	.748	**149.27**
GC1108KRRB	1-1/2	80	3.149	1-47/64	.827	**158.05**
GC1112KRRB	1-3/4	85	3.346	1-27/32	.866	**163.45**
GC1115KRRB	1-15/16	90	3.543	1-29/32	.906	**217.78**
GC1200KRRB*	2 Std	100	3.937	2-1/8	.984	**....**
GC1203KRRB	2-3/16	100	3.937	2-1/8	.984	**255.71**

*Standard Size Bearing

TIMKEN / FAFNIR

TRIPLE SEALED BEARINGS

TIMKEN

- Relube
- Wide Inner Ring
- Round (Spherical) Outer Race
- Eccentric Locking Collar



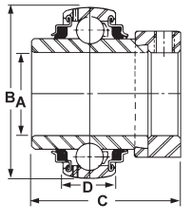

Bearing Size	A Shaft Size Inches	Fits Flange Series Number	B Bearing O.D. Inches	C Bore Lenght	D Outer Ring Width Inch	Price Per Piece
RELUBE - TRIPLE SEALED BEARINGS						
RELUBE WITH RUBBER SEALS INCH & METRIC SIZES						
G1100KPPB3	1	52	2.047	1-3/4	.591	**$73.67**
G1102KPPB3	1-1/8	62	2.440	1-29/32	.709	**181.35**
G1103KPPB3	1-3/16	62	2.440	1-29/32	.709	**....**
G1103KPPB4	1-1/4 Small	62	2.440	1-29/32	.709	**113.60**
G1104KPPB2	1-1/4 Std	72	2.834	2-1/64	.748	**129.15**
G1106KPPB2	1-3/8	72	2.834	2-1/64	.748	**141.83**
G1107KPPB2	1-7/16	72	2.834	2-1/64	.748	**....**
G1108KPPB3	1-1/2	80	3.149	2-7/32	.827	**165.38**
G1111KPPB4	1-11/16	85	3.346	2-7/32	.866	**232.59**
G1112KPPB4	1-3/4	85	3.346	2-7/32	.866	**192.37**
G1115KPPB3	1-15/16	90	3.543	2-15/32	.906	**184.34**
G1200KPPB4	2	100	3.937	2-13/16	.984	**342.49**
G1203KPPB4	2-3/16	100	3.937	2-13/16	.984	**299.30**

Prices subject to change without notice. **ASK FOR QUANTITY DISCOUNT**

TIMKEN / FAFNIR BALL BEARINGS

Mix and Match Any Bearings - Call for Quantity Discount.

TIMKEN / FAFNIR

RIGID BALL BEARINGS

- Non-Relube
- Narrow Inner Ring
- Rigid (Flat) Outer Race
- Eccentric Locking Collar

TIMKEN

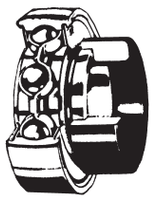

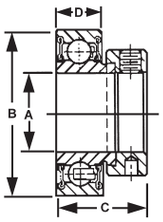

RIGID NON RELUBE

RIGID NON RELUBE WITH RUBBER SEALS INCH & METRIC SIZES

Bearing Size	A Shaft Size Inches	Fits Flange Series Number	B Bearing O.D. Inches	C Bore Lenght	D Outer Ring Width Inch	Price Per Piece
RA008RR	1/2	40	1.574	.750	.5118	**$13.58**
RA010RR	5/8	40	1.574	.750	.5118	**37.41**
RA012RR	3/4	47	1.850	.844	.5906	**40.67**
RAE20RR	20MM	47	1.850	.844	.5906	**47.60**
RA014RR	7/8	52	2.047	.844	.5906	**39.96**
RA100RR	1	52	2.047	.844	.5906	**38.98**
RAE25RR	25MM	52	2.047	.844	.5906	**50.38**
RA102RR	1-1/8	62	2.440	.938	.7087	**57.82**
RA103RR	1-3/16	62	2.440	.938	.7087	**64.87**
RA103RR2	1-1/4 Sm	62	2.440	.938	.7087	**62.95**
RA104RR*	1-1/4 Std	72	2.834	1.000	.7480	**69.58**
RA106RR	1-3/8	72	2.834	1.000	.7480	**65.20**
RA107RR	1-7/16	72	2.834	1.000	.7480	**67.27**
RA108RR	1-1/2	80	3.149	1.188	.8270	**111.26**
RA110RR	1-5/8	85	3.346	1.188	.8661	**155.61**
RA112RR	1-3/4	85	3.346	1.188	.8661	**115.29**
RA115RR	1-15/16	90	3.543	1.281	.8661	**131.43**
RA203RR	2-3/16	100	3.937	1.281	.9449	**135.67**

*Standard Size Bearing

TIMKEN / FAFNIR

RIGID WITH SET SCREW AND SNAP RING

- Relube
- Wide Inner Ring
- Rigid (Flat) Outer Race

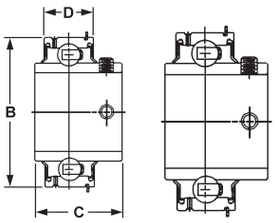

RIGID RELUBE

RELUBE BEARINGS WITH RUBBER SEALS INCH SIZES

Bearing Size	A Shaft Size Inches	B Bearing O.D. Inches	C Bore Lenght	D Outer Ring Width Inch	Price Per Piece
ER10	5/8	1.850	1-7/32	5/8	**$67.39**
ER12	3/4	1.850	1-7/32	5/8	**59.20**
ER14	7/8	2.047	1-3/8	3/4	**60.05**
ER16	1	2.047	1-3/8	3/4	**61.25**
ER18	1-1/8	2.440	1-1/2	7/8	**74.99**
ER19	1-3/16	2.440	1-1/2	7/8	**74.99**
ER20	1-1/4	2.834	1-11/16	15/16	**91.56**
ER22	1-3/8	2.834	1-11/16	15/16	**88.87**
ER23	1-7/16	2.834	1-11/16	15/16	**91.56**
ER24	1-1/2	3.149	1-15/16	1-3/32	**86.76**
ER27	1-11/16	3.346	1-15/16	1-3/32	....
ER28	1-3/4	3.346	1-15/16	1-3/32	**115.65**
ER31	1-15/16	3.543	2-1/32	1-1/8	**133.05**
ER32	2	3.937	2-3/16	1-3/16	**158.72**
ER35	2-3/16	3.937	2-3/16	1-3/16	**126.98**
ER39	2-7/16	4.330	2-9/16	1-1/4	**234.70**
ER47	2-15/16	5.118	3-1/16	1-1/2	**396.29**

TIMKEN / FAFNIR

RIGID BALL BEARINGS

- Non-Relube / Relube
- Wide Inner Ring
- Rigid (Flat) Outer Race
- Eccentric Locking Collar

TIMKEN



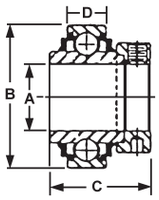

RIGID NON RELUBE

RIGID NON RELUBE WITH RUBBER SEALS INCH & METRIC SIZES

Bearing Size	A Shaft Size Inches	Fits Flange Series Number	B Bearing O.D. Inches	C Bore Lenght	D Outer Ring Width Inch	Price Per Piece
1010KRR	5/8	40	1.574	1-3/32	.4724	**$82.88**
1012KRR	3/4	47	1.850	1-11/32	.5512	**78.41**
1014KRR	7/8	52	2.047	1-3/8	.5906	**96.86**
1015KRR	15/16	52	2.047	1-3/8	.5906	**93.40**
1100KRR	1	52	2.047	1-3/8	.5906	**56.49**
1102KRR	1-1/8	62	2.440	1-7/16	.6299	**90.17**
1103KRR	1-3/16	62	2.440	1-7/16	.6299	**92.90**
1103KRR3	1-1/4 Sm	62	2.440	1-7/16	.6299	**89.46**
1104KRR*	1-1/4 Std	72	2.834	1-31/64	.6693	**143.70**
1105KRR	1-5/16	72	2.834	1-31/64	.6693	**....**
1106KRR	1-3/8	72	2.834	1-31/64	.6693	**109.39**
1107KRR	1-7/16	72	2.834	1-31/64	.6693	**104.39**
1108KRR	1-1/2	80	3.149	1-11/16	.7087	**141.51**
1110KRR	1-5/8	85	3.346	1-11/16	.7480	**143.16**
1111KRR	1-11/16	85	3.346	1-11/16	.7480	**145.18**
1112KRR	1-3/4	85	3.346	1-11/16	.7480	**182.80**
1114KRR	1-7/8	90	3.543	1-15/16	.7874	**171.63**
1115KRR	1-15/16	90	3.543	1-15/16	.7874	**216.39**
1200KRR	2	100	3.937	2-3/16	.8268	**202.96**
1203KRR	2-3/16	100	3.937	2-3/16	.8268	**186.06**
1207KRR	2-7/16	110	4.330	2-7/16	.8661	**296.85**
1215KRR	2-15/16	130	5.118	2-15/16	.9843	**441.64**

RIGID RELUBE

RIGID RELUBE WITH RUBBER SEALS INCH & METRIC SIZES

- - - - -	5/8	40	1.574	1-3/32	.4724	**$....**
G1012KRR	3/4	47	1.850	1-11/32	.5512	**101.96**
G1014KRR	7/8	52	2.047	1-3/8	.5906	**....**
G1015KRR	15/16	52	2.047	1-3/8	.5906	**70.71**
G1100KRR	1	52	2.047	1-3/8	.5906	**82.71**
G1102KRR	1-1/8	62	2.440	1-7/16	.6299	**78.02**
G1103KRR	1-3/16	62	2.440	1-7/16	.6299	**....**
- - - - -	1-1/4 Sm	62	2.440	1-7/16	.6299	**....**
G1104KRR	1-1/4 Std	72	2.834	1-31/64	.6693	**114.85**
- - - - -	1-5/16	72	2.834	1-31/64	.6693	**....**
G1106KRR	1-3/8	72	2.834	1-31/64	.6693	**153.56**
G1107KRR	1-7/16	72	2.834	1-31/64	.6693	**158.24**
G1108KRR	1-1/2	80	3.149	1-11/16	.7087	**147.87**
G1110KRR	1-5/8	85	3.346	1-11/16	.7480	**129.95**
G1111KRR	1-11/16	85	3.346	1-11/16	.7480	**143.25**
G1112KRR	1-3/4	85	3.346	1-11/16	.7480	**158.69**
- - - - -	1-7/8	90	3.543	1-15/16	.7874	**....**
G1115KRR	1-15/16	90	3.543	1-15/16	.7874	**....**
G1200KRR	2	100	3.937	2-3/16	.8268	**284.94**
G1203KRR	2-3/16	100	3.937	2-3/16	.8268	**257.21**
- - - - -	2-7/16	110	4.330	2-7/16	.8661	**....**
- - - - -	2-15/16	130	5.118	2-15/16	.9843	**....**

*Standard Size Bearing

ASK FOR QUANTITY DISCOUNT ***Prices subject to change without notice.***

 © Baum Hydraulics Corporation

TIMKEN/FAFNIR and BAUM PILLOW BLOCKS

LOW SHAFT HEIGHT With RELUBE BEARING

All Bearings are with Lube Holes on side away from Collar with new land riding seals and nylon Ball retainer.

LOW SHAFT HEIGHT - The following assemblies are with:
Eccentric Lock Collar, Extended One Side, and All with GRAXXXRRB Bearing

TIMKEN

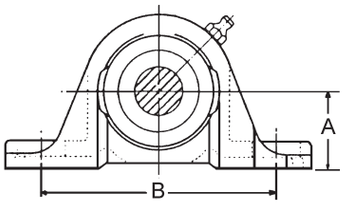

Part Number	Shaft Size Inches	A Shaft Center Height Inches	B C to C Inches	Bolt Size	Flange Series No.	Price Per Piece
VAK 1/2	1/2	1-1/16	3-5/8	3/8	40	**$90.32**
VAK 5/8	5/8	1-1/16	3-5/8	3/8	40	**65.02**
VAK 3/4	3/4	1-1/4	3-25/32	3/8	47	**72.65**
VAK 7/8	7/8	1-5/16	4-1/8	3/8	52	**79.52**
VAK 15/16	15/16	1-5/16	4-1/8	3/8	52	**88.45**
VAK 1	1	1-5/16	4-1/8	3/8	52	**62.12**
VAK 1-1/8	1-1/8	1-9/16	4-5/8	1/2	62	**94.25**
VAK 1-3/16	1-3/16	1-9/16	4-5/8	1/2	62	**94.25**
VAK 1-1/4 Sm	1-1/4 Sm	1-9/16	4-5/8	1/2	62	**90.32**
VAK 1-1/4 Std	1-1/4 Std	1-13/16	5-1/8	1/2	72	**120.04**
VAK 1-3/8	1-3/8	1-13/16	5-1/8	1/2	72	**118.14**
VAK 1-7/16	1-7/16	1-13/16	5-1/8	1/2	72	**119.41**
VAK 1-1/2	1-1/2	1-15/16	5-3/8	1/2	80	**144.00**
VAK 1-11/16	1-11/16	2-1/16	5-7/8	1/2	85	**200.52**
VAK 1-3/4	1-3/4	2-1/16	5-7/8	1/2	85	**171.83**
VAK 1-15/16	1-15/16	2-3/16	6-7/32	5/8	90	**175.55**
VAK 2 Sm	2 Sm	2-3/16	6-7/32	5/8	90	**264.90**
VAK 2 Std	2 Std	2-7/16	6-11/32	5/8	100	**245.34**
VAK 2-3/16	2-3/16	2-7/16	6-11/32	5/8	100	**277.90**

LOW SHAFT HEIGHT - The following assemblies are with:
Eccentric Lock Collar, Extended Both Sides, and All with GXXXXRRB Bearing

TIMKEN

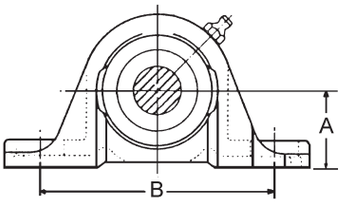

Part Number	Shaft Size Inches	A Shaft Center Height Inches	B C to C Inches	Bolt Size	Flange Series No.	Price Per Piece
RAK 1/2	1/2	1-1/16	3-5/8	3/8	40	**$78.59**
RAK 5/8	5/8	1-1/16	3-5/8	3/8	40	**71.52**
RAK 3/4	3/4	1-1/4	3-25/32	3/8	47	**43.90**
RAK 7/8	7/8	1-5/16	4-1/8	3/8	52	**119.61**
RAK 15/16	15/16	1-5/16	4-1/8	3/8	52	**105.25**
RAK 1	1	1-5/16	4-1/8	3/8	52	**81.72**
RAK 1-1/16	1-1/16	1-9/16	4-5/8	1/2	62	**192.96**
RAK 1-1/8	1-1/8	1-9/16	4-5/8	1/2	62	**152.57**
RAK 1-3/16	1-3/16	1-9/16	4-5/8	1/2	62	**178.46**
RAK 1-1/4 Sm	1-1/4 Sm	1-9/16	4-5/8	1/2	62	**116.18**
RAK 1-1/4 Std	1-1/4 Std	1-13/16	5-1/8	1/2	72	**136.90**
RAK 1-5/16	1-5/16	1-13/16	5-1/8	1/2	72	**142.80**
RAK 1-3/8	1-3/8	1-13/16	5-1/8	1/2	72	**136.57**
RAK 1-7/16	1-7/16	1-13/16	5-1/8	1/2	72	**137.60**
RAK 1-1/2	1-1/2	1-15/16	5-3/8	1/2	80	**160.60**
RAK 1-9/16	1-9/16	1-15/16	5-3/8	1/2	80	**290.77**
RAK 1-5/8	1-5/8	2-1/16	5-7/8	1/2	85	**238.55**
RAK 1-11/16	1-11/16	2-1/16	5-7/8	1/2	85	**238.55**
RAK 1-3/4	1-3/4	2-1/16	5-7/8	1/2	85	**190.02**
RAK 1-7/8	1-7/8	2-3/16	6-7/32	5/8	90	**302.49**
RAK 1-15/16	1-15/16	2-3/16	6-7/32	5/8	90	**197.85**
RAK 2	2	2-7/16	6-15/16	5/8	100	**273.84**
RAK 2-1/8	2-1/8	2-7/16	6-15/16	5/8	100	**307.26**
RAK 2-3/16	2-3/16	2-7/16	6-15/16	5/8	100	**316.96**
RAK 2-1/4	2-1/4	2-11/16	7-13/32	5/8	110	**....**
RAK 2-3/8	2-3/8	2-11/16	7-13/32	5/8	110	....
RAK 2-7/16	2-7/16	2-11/16	7-13/32	5/8	110	**....**
RAK 2-11/16	2-11/16	3	8	3/4	125	**307.88**
RAK 2-15/16	2-15/16	3-15/16	9-1/2	3/4	130	**425.76**

SET SCREW BEARINGS ALSO AVAILABLE UPON REQUEST.

Prices subject to change without notice. **ASK FOR QUANTITY DISCOUNT**

TIMKEN/FAFNIR and BAUM PILLOW BLOCKS

HIGH SHAFT HEIGHT With RELUBE BEARING

All Bearings are with Lube Holes on side away from Collar with new land riding seals and nylon Ball retainer.

HIGH SHAFT HEIGHT - The following assemblies are with:
Eccentric Lock Collar, Extended One Side, and All with GRAXXXRRB Bearing

Part Number	Shaft Size Inches	A Shaft Center Height Inches	B C to C Inches	Bolt Size	Flange Series No.	Price Per Piece
VAS 1/2	1/2	1-3/16	3-5/8	3/8	40	**$90.32**
VAS 5/8	5/8	1-3/16	3-5/8	3/8	40	**65.02**
VAS 3/4	3/4	1-5/16	3-25/32	3/8	47	**58.39**
VAS 7/8	7/8	1-7/16	4	3/8	52	**81.28**
VAS 15/16	15/16	1-7/16	4	3/8	52	**90.22**
VAS 1	1	1-7/16	4	3/8	52	**63.89**
VAS 1-1/8	1-1/8	1-11/16	4-5/8	1/2	62	**67.25**
VAS 1-3/16	1-3/16	1-11/16	4-5/8	1/2	62	**67.25**
VAS 1-1/4 Sm	1-1/4 Sm	1-11/16	4-5/8	1/2	62	**63.32**
VAS 1-1/4 Std	1-1/4 Std	1-7/8	5-1/8	1/2	72	**....**
VAS 1-3/8	1-3/8	1-7/8	5-1/8	1/2	72	**....**
VAS 1-7/16	1-7/16	1-7/8	5-1/8	1/2	72	**....**
VAS 1-1/2	1-1/2	1-15/16	5-3/8	1/2	80	**....**
VAS 1-11/16	1-11/16	2-1/8	5-7/8	1/2	85	
VAS 1-3/4	1-3/4	2-1/8	5-7/8	1/2	85	
VAS 1-15/16	1-15/16	2-1/4	6-7/32	5/8	90	**140.07**
VAS 2 Sm	2 Sm	2-1/4	6-7/32	5/8	90	**229.41**
VAS 2 Std	2 Std	2-1/2	6-15/16	5/8	100	**....**
VAS 2-3/16	2-3/16	2-1/2	6-15/16	5/8	100	**....**

TIMKEN

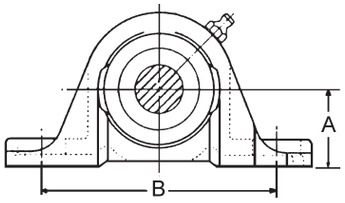

HIGH SHAFT HEIGHT - The following assemblies are with:
Eccentric Lock Collar, Extended Both Sides, and All with GXXXXRRB Bearing

Part Number	Shaft Size Inches	A Shaft Center Height Inches	B C to C Inches	Bolt Size	Flange Series No.	Price Per Piece
RAS 1/2	1/2	1-3/16	3-5/8	3/8	40	**$78.59**
RAS 5/8	5/8	1-3/16	3-5/8	3/8	40	**71.52**
RAS 3/4	3/4	1-5/16	3-25/32	3/8	47	**74.79**
RAS 7/8	7/8	1-7/16	4	3/8	52	**121.37**
RAS 15/16	15/16	1-7/16	4	3/8	52	**107.01**
RAS 1	1	1-7/16	4	3/8	52	**83.48**
RAS 1-1/16	1-1/16	1-11/16	4-5/8	1/2	62	**165.96**
RAS 1-1/8	1-1/8	1-11/16	4-5/8	1/2	62	**125.57**
RAS 1-3/16	1-3/16	1-11/16	4-5/8	1/2	62	**151.47**
RAS 1-1/4 Sm	1-1/4 Sm	1-11/16	4-5/8	1/2	62	**89.18**
RAS 1-1/4 Std	1-1/4 Std	1-7/8	5-1/8	1/2	72	**....**
RAS 1-5/16	1-5/16	1-7/8	5-1/8	1/2	72	**....**
RAS 1-3/8	1-3/8	1-7/8	5-1/8	1/2	72	**....**
RAS 1-7/16	1-7/16	1-7/8	5-1/8	1/2	72	**....**
RAS 1-1/2	1-1/2	1-15/16	5-3/8	1/2	80	**....**
RAS 1-9/16	1-9/16	1-15/16	5-3/8	1/2	80	**....**
RAS 1-5/8	1-5/8	2-1/8	5-7/8	1/2	85	**....**
RAS 1-11/16	1-11/16	2-1/8	5-7/8	1/2	85	**....**
RAS 1-3/4	1-3/4	2-1/8	5-7/8	1/2	85	**....**
RAS 1-7/8	1-7/8	2-1/4	6-7/32	5/8	90	**267.00**
RAS 1-15/16	1-15/16	2-1/4	6-7/32	5/8	90	**162.36**
RAS 2	2	2-1/2	6-15/16	5/8	100	**....**
RAS 2-1/8	2-1/8	2-1/2	6-15/16	5/8	100	**....**
RAS 2-3/16	2-3/16	2-1/2	6-15/16	5/8	100	**....**
RAS 2-1/4	2-1/4	2-3/4	7-13/32	5/8	110	**....**
RAS 2-7/16	2-7/16	2-3/4	7-13/32	5/8	110	**543.34**

TIMKEN

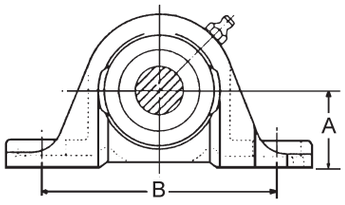

SET SCREW BEARINGS ALSO AVAILABLE UPON REQUEST.

ASK FOR QUANTITY DISCOUNT *Prices subject to change without notice.*

BAUM HYDRAULICS CORPORATION
1-800-228-9222 / e-mail: sales@baumhydraulics.com
Fax: 1-800-832-2522 / www.baumhydraulics.com / © Baum Hydraulics Corporation

TIMKEN/FAFNIR and BAUM FLANGE BLOCKS

4-BOLT FLANGE BLOCK With RELUBE BEARING

All Bearings are with Lube Holes on side away from Collar with new land riding seals and nylon Ball retainer.

4-BOLT FLANGE BLOCK - The following assemblies are with:
Eccentric Lock Collar, Extended One Side, and All with GRAXXXRRB Bearing

TIMKEN

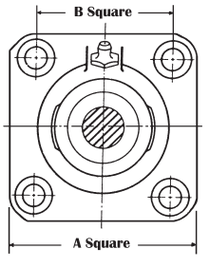

Part Number	Shaft Size Inches	A Overall Width Inches	B C to C Inches	Bolt Size	Baum Block Bolt Size	Flange Series No.	TimKen Bearing Baum Housing Price Per Piece
VCJ 1/2	1/2	3	2-1/8	3/8	3/8	40	**$101.41**
VCJ 5/8	5/8	3	2-1/8	3/8	3/8	40	**76.12**
VCJ 3/4	3/4	3-3/8	2-1/2	3/8	3/8	47	**....**
VCJ 7/8	7/8	3-3/4	2-3/4	7/16	7/16	52	**79.02**
VCJ 15/16	15/16	3-3/4	2-3/4	7/16	7/16	52	**87.95**
VCJ 1	1	3-3/4	2-3/4	7/16	7/16	52	**61.62**
VCJ 1-1/8	1-1/8	4-1/4	3-1/4	7/16	7/16	62	**128.03**
VCJ 1-3/16	1-3/16	4-1/4	3-1/4	7/16	7/16	62	**91.25**
VCJ 1-1/4 Sm	1-1/4 Sm	4-1/4	3-1/4	7/16	7/16	62	**87.32**
VCJ 1-1/4 Std	1-1/4 Std	4-5/8	3-5/8	1/2	1/2	72	**123.24**
VCJ 1-3/8	1-3/8	4-5/8	3-5/8	1/2	1/2	72	**121.34**
VCJ 1-7/16	1-7/16	4-5/8	3-5/8	1/2	1/2	72	**122.61**
VCJ 1-1/2	1-1/2	5-1/8	4	1/2	1/2	80	**141.80**
VCJ 1-11/16	1-11/16	5-3/8	4-1/8	1/2	9/16	85	....
VCJ 1-3/4	1-3/4	5-3/8	4-1/8	1/2	9/16	85	**162.66**
VCJ 1-15/16	1-15/16	5-5/8	4-3/8	5/8	9/16	90	**165.66**
VCJ 2 Sm	2 Sm	5-5/8	4-3/8	5/8	9/16	90	**255.01**
VCJ 2 Std	2 Std	6-3/8	5-1/8	5/8	1/2	100	**249.54**
VCJ 2-3/16	2-3/16	6-3/8	5-1/8	5/8	1/2	100	....

4-BOLT FLANGE BLOCK - The following assemblies are with:
Eccentric Lock Collar, Extended Both Sides, and All with GXXXXRRB Bearing

TIMKEN

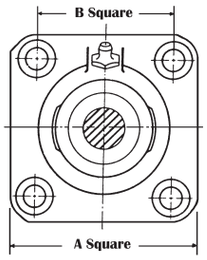

Part Number	Shaft Size Inches	A Overall Width Inches	B C to C Inches	Bolt Size	Baum Block Bolt Size	Flange Series No.	TimKen Bearing TimKen Housing Price Per Piece	Fine Bearing Fine Housing Price Per Piece	Baum Bearing Baum Housing Price Per Piece
RCJ 1/2	1/2	3	2-1/8	3/8	3/8	40	**$....**	**$....**	**$89.68**
RCJ 5/8	5/8	3	2-1/8	3/8	3/8	40	**....**	**....**	**82.62**
RCJ 3/4	3/4	3-3/8	2-1/2	3/8	3/8	47	**....**	**....**	**....**
RCJ 7/8	7/8	3-3/4	2-3/4	7/16	7/16	52	**....**	**....**	**119.11**
RCJ 15/16	15/16	3-3/4	2-3/4	7/16	7/16	52	**....**	**....**	**....**
RCJ 1	1	3-3/4	2-3/4	7/16	7/16	52	**....**	**....**	**81.22**
RCJ 1-1/16	1-1/16	4-1/4	3-1/4	7/16	7/16	62	**....**	**....**	**....**
RCJ 1-1/8	1-1/8	4-1/4	3-1/4	7/16	7/16	62	**....**	**....**	**149.57**
RCJ 1-3/16	1-3/16	4-1/4	3-1/4	7/16	7/16	62	**....**	**....**	**175.46**
RCJ 1-1/4 Sm	1-1/4 Sm	4-1/4	3-1/4	7/16	7/16	62	**....**	**....**	**113.18**
RCJ 1-1/4 Std	1-1/4 Std	4-5/8	3-5/8	1/2	1/2	72	**....**	**....**	**140.47**
RCJ 1-5/16	1-5/16	4-5/8	3-5/8	1/2	1/2	72	**....**	**....**	**....**
RCJ 1-3/8	1-3/8	4-5/8	3-5/8	1/2	1/2	72	**....**	**....**	**139.77**
RCJ 1-7/16	1-7/16	4-5/8	3-5/8	1/2	1/2	72	**....**	**....**	**140.80**
RCJ 1-1/2	1-1/2	5-1/8	4	1/2	1/2	80	**....**	**....**	**158.40**
RCJ 1-9/16	1-9/16	5-1/8	4	1/2	1/2	80	**....**	**....**	**....**
RCJ 1-5/8	1-5/8	5-3/8	4-1/8	1/2	9/16	85	**....**	**....**	**....**
RCJ 1-11/16	1-11/16	5-3/8	4-1/8	1/2	9/16	85	**....**	**....**	**....**
RCJ 1-3/4	1-3/4	5-3/8	4-1/8	1/2	9/16	85	**....**	**....**	**180.86**
RCJ 1-7/8	1-7/8	5-5/8	4-3/8	5/8	9/16	90	**....**	**....**	**....**
RCJ 1-15/16	1-15/16	5-5/8	4-3/8	5/8	9/16	90	**....**	**....**	**187.96**
RCJ 2	2	6-3/8	5-1/8	5/8	5/8	100	**....**	**....**	**278.04**
RCJ 2-1/8	2-1/8	6-3/8	5-1/8	5/8	5/8	100	**....**	**....**	**....**
RCJ 2-3/16	2-3/16	6-3/8	5-1/8	5/8	5/8	100	**....**	**....**	**321.16**
RCJ 2-1/4	2-1/4	6-7/8	5-5/8	5/8	5/8	110	**....**	**....**	**....**
RCJ 2-7/16	2-7/16	6-7/8	5-5/8	5/8	5/8	110	**315.15**	**....**	**590.72**
RCJ 2-11/16	2-11/16	7-3/8	5-7/8	5/8	5/8	125	**342.03**	**....**	**....**
RCJ 2-15/16	2-15/16	7-3/4	6	3/4	3/4	130	**673.99**	**....**	**....**

SET SCREW BEARINGS ALSO AVAILABLE UPON REQUEST.

Prices subject to change without notice. **ASK FOR QUANTITY DISCOUNT**

TIMKEN/FAFNIR and BAUM FLANGE BLOCKS

2-BOLT FLANGE BLOCK With RELUBE BEARING

All Bearings are with Lube Holes on side away from Collar with new land riding seals and nylon Ball retainer.

2-BOLT FLANGE BLOCK - The following assemblies are with:
Eccentric Lock Collar, Extended One Side, and All with GRAXXXRRB Bearing

Part Number	Shaft Size Inches	A Overall Length Inches	B C to C Inches	Bolt Size	Flange Series No.	TimKen Bearing Baum Housing Price Per Piece
VCJT 1/2	1/2	4-13/32	3	3/8	40	**$....**
VCJT 5/8	5/8	4-13/32	3	3/8	40	**....**
VCJT 3/4	3/4	4-13/32	3-17/32	3/8	47	**....**
VCJT 7/8	7/8	4-7/8	3-29/32	7/16	52	**78.95**
VCJT 15/16	15/16	4-7/8	3-29/32	7/16	52	**87.88**
VCJT 1	1	4-7/8	3-29/32	7/16	52	**61.56**
VCJT 1-1/8	1-1/8	5-9/16	4-19/32	7/16	62	**77.79**
VCJT 1-3/16	1-3/16	5-9/16	4-19/32	7/16	62	**77.79**
VCJT 1-1/4 Sm	1-1/4 Sm	5-9/16	4-19/32	7/16	62	**73.85**
VCJT 1-1/4 Std	1-1/4 Std	6-1/8	5-1/8	1/2	72	**111.51**
VCJT 1-3/8	1-3/8	6-1/8	5-1/8	1/2	72	**109.61**
VCJT 1-7/16	1-7/16	6-1/8	5-1/8	1/2	72	**110.88**
VCJT 1-1/2	1-1/2	6-3/4	5-21/32	1/2	80	**....**
VCJT 1-11/16	1-11/16	7-1/16	5-27/32	1/2	85	**....**
VCJT 1-3/4	1-3/4	7-1/16	5-27/32	1/2	85	**....**
VCJT 1-15/16	1-15/16	7-7/16	6-3/16	5/8	90	**....**
VCJT 2 Sm	2 Sm	7-7/16	6-3/16	5/8	90	**....**
VCJT 2-3/16	2-3/16	8-1/2	7-1/4	5/8	100	**....**

TIMKEN

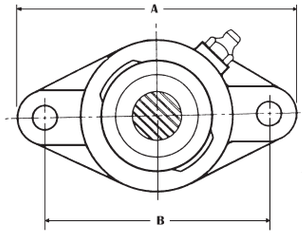

2-BOLT FLANGE BLOCK - The following assemblies are with:
Eccentric Lock Collar, Extended Both Sides, and All with GXXXKRRB Bearing

Part Number	Shaft Size Inches	A Overall Length Inches	B C to C Inches	Bolt Size	Flange Series No.	TimKen Bearing Baum Housing Price Per Piece	Fine Bearing Baum Housing Price Per Piece
RCJT 1/2	1/2	4-13/32	3	3/8	40	**$...**	**$....**
RCJT 5/8	5/8	4-13/32	3	3/8	40	**....**	**....**
RCJT 3/4	3/4	4-13/32	3-17/32	3/8	47	**....**	**....**
RCJT 7/8	7/8	4-7/8	3-29/32	7/16	52	**119.04**	**37.50**
RCJT 15/16	15/16	4-7/8	3-29/32	7/16	52	**104.68**	**....**
RCJT 1	1	4-7/8	3-29/32	7/16	52	**81.15**	**43.83**
RCJT 1-1/16	1-1/16	5-9/16	4-19/32	7/16	62	**176.49**	**....**
RCJT 1-1/8	1-1/8	5-9/16	4-19/32	7/16	62	**136.10**	**34.00**
RCJT 1-3/16	1-3/16	5-9/16	4-19/32	7/16	62	**162.00**	**....**
RCJT 1-1/4 Sm	1-1/4 Sm	5-9/16	4-19/32	7/16	62	**99.71**	**....**
RCJT 1-1/4 Std	1-1/4 Std	6-1/8	5-1/8	1/2	72	**128.74**	**....**
RCJT 1-5/16	1-5/16	6-1/8	5-1/8	1/2	72	**134.27**	**....**
RCJT 1-3/8	1-3/8	6-1/8	5-1/8	1/2	72	**128.04**	**....**
RCJT 1-7/16	1-7/16	6-1/8	5-1/8	1/2	72	**129.07**	**....**
RCJT 1-1/2	1-1/2	6-3/4	5-21/32	1/2	80	**147.80**	**....**
RCJT 1-9/16	1-9/16	6-3/4	5-21/32	1/2	80	**277.97**	**....**
RCJT 1-5/8	1-5/8	7-1/16	5-27/32	1/2	85	**....**	**....**
RCJT 1-3/4	1-3/4	7-1/16	5-27/32	1/2	85	**....**	**....**
RCJT 1-7/8	1-7/8	7-7/16	6-3/16	5/8	90	**....**	**....**
RCJT 1-15/16	1-15/16	7-7/16	6-3/16	5/8	90	**....**	**....**

TIMKEN

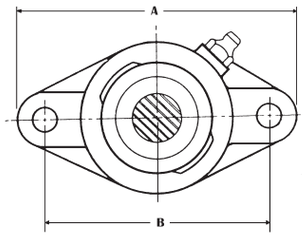

SET SCREW BEARINGS ALSO AVAILABLE UPON REQUEST.

ASK FOR QUANTITY DISCOUNT *Prices subject to change without notice.*

BAUM HYDRAULICS CORPORATION
1-800-228-9222 / e-mail: sales@baumhydraulics.com
Fax: 1-800-832-2522 / www.baumhydraulics.com / © Baum Hydraulics Corporation

TIMKEN/FAFNIR and BAUM FLANGE BLOCKS

MALLEABLE IRON FLANGES With BEARINGS

All Bearings are with New Land Riding Seals and Nylon Ball Retainer.

RELUBE 3-BOLT FLANGE BLOCK - The following assemblies are with: Eccentric Lock Collar, Extended One Side, and All with GRAXXXRRB Bearing

TIMKEN

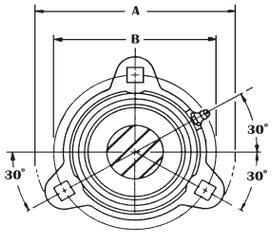

Part Number	Shaft Size Inches	A Overall Length Inches	B C to C Inches	Bolt Size	Flange Series No.	TimKen Bearing Baum Housing Price Per Piece
GVFD 3/4	3/4	3-9/16	2-13/32	5/16	47	**$....**
GVFD 7/8	7/8	3-3/4	3	5/16	52	**....**
GVFD 15/16	7/8	3-3/4	3	5/16	52	**....**
GVFD 1	7/8	3-3/4	3	5/16	52	**....**
GVFD 1-1/16	1-1/16	4-7/16	3-9/16	3/8	62	**....**
GVFD 1-1/8	1-1/8	4-7/16	3-9/16	3/8	62	**91.48**
GVFD 1-3/16	1-3/16	4-7/16	3-9/16	3/8	62	**91.48**
GVFD 1-1/4 Sm	1-1/4 Sm	4-7/16	3-9/16	3/8	62	**87.55**
GVFD 1-1/4 Std	1-1/4 Std	4-13/16	3-15/16	3/8	72	**....**
GVFD 1-5/16	1-5/16	4-13/16	3-15/16	3/8	72	**....**
GVFD 1-3/8	1-3/8	4-13/16	3-15/16	3/8	72	**....**
GVFD 1-7/16	1-7/16	4-13/16	3-15/16	3/8	72	**....**

RELUBE 2-BOLT FLANGE BLOCK- The following assemblies are with: Eccentric Lock Collar, Extended One Side, and All with GRAXXXRRB Bearing

TIMKEN

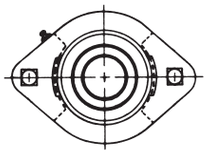

Part Number	Shaft Size Inches	A Overall Length Inches	B C to C Inches	Bolt Size	Flange Series No.	TimKen Bearing Baum Housing Price Per Piece
GVFTD 1/2	1/2	3-3/16	2-1/2	1/4	40	**$....**
GVFTD 5/8	5/8	3-3/16	2-1/2	1/4	40	**....**
GVFTD 3/4	3/4	3-9/16	2-13/16	5/16	47	**....**
GVFTD 7/8	7/8	3-3/4	3	5/16	52	**....**
GVFTD 15/16	15/16	3-3/4	3	5/16	52	**....**
GVFTD 1	1	3-3/4	3	5/16	52	**....**
GVFTD 1-1/16	1-1/16	4-7/16	3-9/16	3/8	62	**....**
GVFTD 1-1/8	1-1/8	4-7/16	3-9/16	3/8	62	**....**
GVFTD 1-3/16	1-3/16	4-7/16	3-9/16	3/8	62	**....**
GVFTD 1-1/4 Sm	1-1/4 Sm	4-7/16	3-9/16	3/8	62	**....**
GVFTD 1-1/4 Std	1-1/4 Std	4-13/16	3-15/16	3/8	72	**....**
GVFTD 1-5/16	1-5/16	4-13/16	3-15/16	3/8	72	**....**
GVFTD 1-3/8	1-3/8	4-13/16	3-15/16	3/8	72	**....**
GVFTD 1-7/16	1-7/16	4-13/16	3-15/16	3/8	72	**....**

SET SCREW BEARINGS ALSO AVAILABLE UPON REQUEST.

Prices subject to change without notice. **ASK FOR QUANTITY DISCOUNT**

TIMKEN/FAFNIR MEDIUM DUTY SERIES BEARINGS WITH SET SCREW LOCK

The TimKen/Fafnir YASM, YCJM and YCJTM medium-duty pillow blocks feature TimKen/Fafnir's GYM-KRRB bearing inserts. These pillow blocks are ideal for conveyor, fan and blower, sawmill, and feed and grain handling applications. TimKen/Fafnir's industrial-duty pillow blocks incorporate premium features designed to extend bearing life and will replace competitive designs. Interchange with Dodge SCM; Seal Master MP, MSF and MSFT series.

Part Number	Shaft Size Inches	H Shaft Center Height Inches	J Bolt Holes C to C Inches	Bearing Flange Series	TimKen Bearing TimKen Housing Price Per Piece	TimKen Bearing Baum Housing Price Per Piece
YASM 1	1	1-11/16	4-5/8	62	**$....**	**$....**
YASM 1-3/16	1-3/16	1-7/8	5-1/8	72	**....**	**....**
YASM 1-7/16	1-7/16	2-1/8	5-3/8	80	**113.72**	**....**
YASM 1-1/2	1-1/2	2-1/8	5-7/8	85	**221.78**	**....**
YASM 1-11/16	1-11/16	2-1/4	6-7/32	90	**....**	**....**
YASM 1-3/4	1-3/4	2-1/4	6-7/32	90	**....**	**....**
YASM 1-15/16	1-15/16	2-1/2	6-15/16	100	**314.01**	**....**
YASM 2	2	2-1/2	6-15/16	100	**217.07**	**....**
YASM 2-3/16	2-3/16	2-3/4	7-13/32	110	**379.01**	**362.85**
YASM 2-1/4	2-1/4	2-3/4	7-13/32	110	**269.59**	**....**
YASM 2-7/16	2-7/16	3	8	125	**332.47**	**....**
YASM 2-1/2	2-1/2	3	8	125	**447.36**	**....**
YASM 2-11/16	2-11/16	3-1/2	9	130	**375.03**	**....**
YASM 2-15/16	2-15/16	3-1/2	9	140	**709.82**	**....**
YASM 3	3	3-1/2	9	140	**551.26**	**....**

TIMKEN

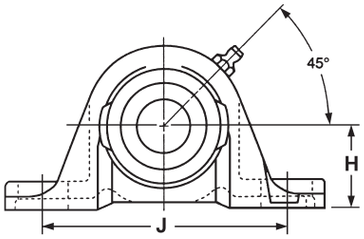

Part Number	Shaft Size Inches	L Sqaure Inches	J Square Inches	Bearing Flange Series	TimKen Bearing TimKen Housing Price Per Piece	TimKen Bearing Baum Housing Price Per Piece
YCJM 1	1	4-1/2	3-1/4	62	**$....**	**$....**
YCJM 1-3/16	1-3/16	4-5/8	3-5/8	72	**....**	**....**
YCJM 1-7/16	1-7/16	5-1/8	4	80	**149.53**	**....**
YCJM 1-1/2	1-1/2	5-3/8	4-1/8	85	**228.49**	**254.34**
YCJM 1-11/16	1-11/16	5-5/8	4-3/8	90	**....**	**....**
YCJM 1-3/4	1-3/4	5-5/8	4-3/8	90	**....**	**....**
YCJM 1-15/16	1-15/16	6-3/8	5-1/2	100	**255.61**	**....**
YCJM 2	2	6-3/8	5-1/2	100	**314.01**	**....**
YCJM 2-3/16	2-3/16	6-7/8	5-5/8	110	**379.01**	**....**
YCJM 2-1/4	2-1/4	6-7/8	5-5/8	110	**240.91**	**....**
YCJM 2-7/16	2-7/16	7-3/8	5-7/8	125	**332.47**	**....**
YCJM 2-1/2	2-1/2	7-3/8	5-7/8	125	**373.56**	**....**
YCJM 2-11/16	2-11/16	7-3/4	6	130	**....**	**....**
YCJM 2-15/16	2-15/16	7-3/4	6	140	**560.89**	**....**
YCJM 3	3	7-3/4	6	140	**560.89**	**....**

TIMKEN

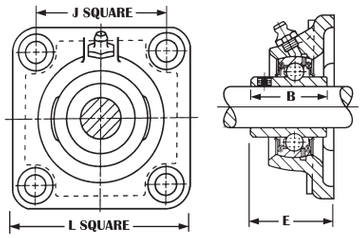

Part Number	Shaft Size Inches	H Inches	J Inches	L Inches	E Inches	Bearing Flange Series	TimKen Bearing Baum Housing Price Per Piece
YCJTM 1-7/16	1-7/16	6-3/4	5-21/32	4-1/8	2-1/8	80	**$222.88**
YCJTM 1-1/2	1-1/2	7-1/16	5-27/32	4-3/8	2-1/8	85	**...**

TIMKEN

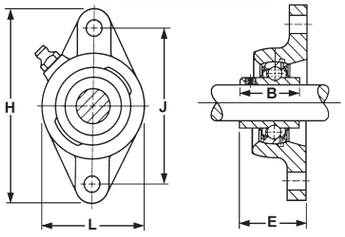

TimKen Replacement Bearing For Assemblies Pictured Above·

The TimKen/Fafnir GYM-KRRB series is designed to offer extended bearing life, even in the most demanding industrial environments. This insert features a full width inner ring which provides extra support along the shaft. This extra support feature, coupled with a flexible nylon retainer, allows the GYM-KRRB inserts to operate for extended periods with undersized shafts or misalignment conditions. TimKen/Fafnir's GYM-KRRB series inserts are equipped with a three-piece seal which protects against corrosion, contamination and fiber wrap. These inserts also include nylon patch setscrews which prevent setscrew back-out and provide superior holding power, even in applications with severe vibration.

TIMKEN

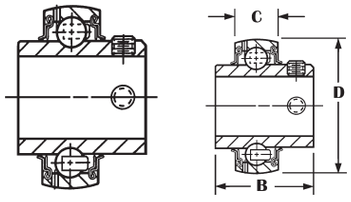

Part Number	Shaft Size Inches	B Outer Bore Length	C Ring Width	D Outside Diam.	Bearing Flange Series	Price Per Piece
GYM1107KRRB	1-7/16	1.938	0.827	3.149	80	**$133.19**
GYM1108KRRB	1-1/2	1.938	0.866	3.346	85	**144.70**
GYM1115KRRB	1-15/16	2.187	0.945	3.937	100	**215.88**
GYM1203KRRB	2-3/16	2.562	1.063	4.330	110	**237.34**
GYM1207KRRB	2-7/16	2.750	1.102	4.921	125	**343.87**
GYM1215KRRB	2-15/16	3.063	1.142	5.511	140	**418.42**

SET SCREW BEARINGS ALSO AVAILABLE UPON REQUEST.

ASK FOR QUANTITY DISCOUNT ***Prices subject to change without notice.***

 © Baum Hydraulics Corporation

TIMKEN/FAFNIR and BAUM BALL BEARINGS, PILLOW & FLANGE BLOCKS

TIMKEN/FAFNIR HEAVY BALL BEARING PILLOW BLOCKS -

Self-Aligning Relube - Rubber Seals - Replacement Bearing is GN100KRRB

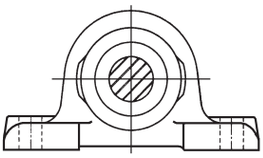

TimKen/Fafnir Pillow Block Number	Shaft Size Inches	Shaft Center Height Inches	Bolt Holes C to C Inches	Price Per Piece
RAO 1-3/16	1-3/16	1-7/8	5-3/8	**$202.62**
RAO 1-7/16	1-7/16	2-1/8	6	**250.08**
RAO 1-1/2	1-1/2	2-3/8	6-3/4	**314.24**
RAO 2-3/16	2-3/16	3-1/16	9	**645.84**
RAO 2-7/16	2-7/16	- -	- -	**927.63**
RAO 2-15/16	2-15/16	4-1/8	12	**1273.24**

TIMKEN/FAFNIR HEAVY BALL BEARING FLANGE BLOCKS -

Self-Aligning Relube - Rubber Seals - Replacement Bearing is GN100KRRB

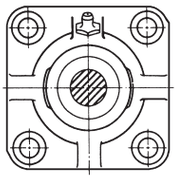

TimKen/Fafnir Flange Block Number	Shaft Size Inches	Width Overall Inches	Bolt Holes C to C Inches	Price Per Piece
ROJO 1-3/16	1-3/16	4-3/4	3-5/8	**$208.78**
ROJO 1-7/16	1-7/16	5-1/8	4	**307.21**
ROJO 1-1/2	1-1/2	5-3/8	4-1/8	**341.64**
ROJO 1-15/16	1-15/16	6-1/2	5-1/8	**603.80**
ROJO 2-3/16	2-3/16	7	5-5/8	**621.50**
ROJO 2-7/16	2-7/16	7-1/2	5-7/8	**726.88**
ROJO 2-15/16	2-15/16	9-1/8	7-1/4	**1336.63**

TIMKEN/FAFNIR PILLOW BLOCKS - HIGH SHAFT HEIGHT

Extended Inner Ring, Non-Relube,
Self-Aligning Bearing with Eccentric Locking Collar.
PBS Housing Only listed on another page in this section.

Part Number	Shaft Size Inches	Shaft Center Height Inches	Bolt Holes C to C Inches	Replacement Bearing Number	TimKen/Fafnir/ Baum Assembly Price Per Piece
PBS 1/2	1/2	1-3/16	3-5/8	RA008RRB	**$61.28**
PBS 5/8	5/8	1-3/16	3-5/8	RA010RRB	**52.98**
PBS 3/4	3/4	1-5/16	3-13/16	RA012RRB	**54.70**
PBS 7/8	7/8	1-7/16	3-3/4	RA014RRB	**42.57**
PBS 15/16	15/16	1-7/16	3-3/4	RA015RRB	**41.41**
PBS 1	1	1-7/16	3-3/4	RA100RRB	**37.41**
PBS 1-1/16	1-1/16	1-11/16	4-11/16	RA101RRB	**86.93**
PBS 1-1/8	1-1/8	1-11/16	4-11/16	RA102RRB	**....**
PBS 1-3/16	1-3/16	1-11/16	4-11/16	RA103RRB	**....**
PBS 1-1/4 sm	1-1/4 Sm	1-11/16	4-11/16	RA103RRB2	**63.27**

TIMKEN/FAFNIR PILLOW BLOCKS - EXTRA LIGHT

Strap Type Pressed Steel with Extended Inner Ring,
Non-Relube, Self-Aligning Bearing Self-Aligning
with Eccentric Locking Collar.

Part Number	Shaft Size Inches	Shaft Center Height Inches	Bolt Holes C to C Inches	Replacement Bearing Number	TimKen/Fafnir/ Baum Assembly Price Per Piece
PB 1/2	1/2	7/8	2-11/16	RA008RRB	**$60.75**
PB 5/8	5/8	7/8	2-11/16	RA010RRB	**52.45**
PB 3/4	3/4	1	3	RA012RRB	**53.15**
PB 7/8	7/8	1-1/8	3-3/8	RA014RRB	**46.89**
PB 1	1	1-1/8	3-3/8	RA100RRB	**41.72**

STRAP TYPE PRESSED STEEL - Less Bearing - Housing Only

Part Number	Shaft Size Inches	Bolt Holes C to C Inches	Diam. Bolt Hole	Price Per Piece
40-PB	1/2, 9/16, 5/8	2-11/16	11/32	**$5.46**
47PB	3/4	3	13/32	**4.05**
52PB	1	3-3/8	13/32	**....**

HEAVY SELF-ALIGNING BALL BEARINGS WITH COLLARS -

With Inner Ring
Extended ON
BOTH SIDES

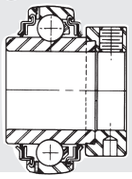

Poly TimKen/Fafnir Bearing Number	Shaft Size Inches	Outside Diam. Inches	Price Per Piece
GN103KRRB	1-3/16	2.834	**$125.75**
GN104KRRB	1-1/4	3.149	**124.80**
GN106KRRB	1-3/8	3.149	**213.25**
GN107KRRB	1-7/16	3.149	**177.08**
GN108KRRB	1-1/2	3.543	**230.93**
GN110KRRB	1-5/8	3.937	**189.61**
GN111KRRB	1-11/16	3.937	**284.25**
GN112KRRB	1-3/4	3.937	**322.35**
GN114KRRB	1-7/8	4.330	**281.17**
GN115KRRB	1-15/16	4.330	**291.66**
GN200KRRB	2	4.724	**754.41**
GN203KRRB	2-3/16	4.724	**385.03**
GN207KRRB	2-7/16	5.118	**734.57**
GN211KRRB	2-11/16	5.905	**703.07***
GN215KRRB	2-15/16	6.299	**581.69***

* Available in Green Box ONLY

AETNA ROUND FLANGES with BEARING ECONOMY TYPE

FLANGE ITSELF IS
OUTER RACE
OF BEARING

Part Number	Shaft Size Inches	Outside Diam. Inches	Bolt Circle Inches	Price Per Piece
AG-1012S	3/4	3-3/4	3	**....**
AG-1100S	1	3-3/4	3	**....**

WATER PUMP/GAUGE WHEEL BEARINGS

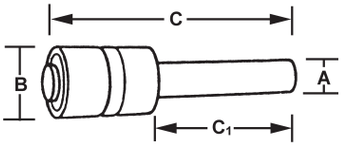

Part Number	Shaft Size "A"	Outside Diam. "B"	"C"	"C1"	Price Per Piece
885152	.626	1.181	2.820	1.250	**$12.64**
885154B	.626	1.181	2.768	1.213	**13.60**

Prices subject to change without notice. **ASK FOR QUANTITY DISCOUNT**

TIMKEN/FAFNIR DISC BEARINGS WITH TRI-PLY SEALS

We Carry Large Stocks of Disc Bearings

TYPE 1 - Self-aligning Wide outer ring TYPE 2 - Self-aligning Narrow outer ring TYPE 3 - Rigid Wide outer ring TYPE 4 - Rigid Narrow outer ring

TIMKEN/FAFNIR PRECISE				TIMKEN/FAFNIR PRECISE								
RELUBE Bearing Number	Type	TimKen/Fafnir RELUBE Bearing Price Per Piece	Fine RELUBE Bearing Price Per Piece	NON-RELUBE Bearing Number	Type	TimKen/Fafnir NON-RELUBE Bearing Price Per Piece	Fine NON-RELUBE Bearing Price Per Piece	Non-Relube Bore Size Inches	B Side Diam. Inches	D Out-Ring Width Inches	W Inner Ring Width Inches	C Outer Flange Size
ROUND BORE - SELF-ALIGNING				**ROUND BORE - SELF-ALIGNING**								
- - - - -		$....	$....	W208PPB7	2	$94.35	$33.33	1.188	3.150	1.188	.709	80
- - - - -		....	....	W208PPB2	2	100.89	....	1.501	3.150	1.688	.709	80
- - - - -		....	....	W208PPB23	2	90.25	....	1.501	3.150	1.688	1.188	80
GW209PPB2	1	89.90	....	W209PPB2	1	107.26	31.19	1.772	3.347	1.188	1.188	85
GW209PPB4	1	108.62	29.97	W209PPB4	1	111.85	28.07	1.535	3.347	1.188	1.188	85
GW210PPB2	1	149.03	....	W210PPB2	1	147.90	....	1.945	3.543	1.188	1.188	90
GW210PPB5	1	102.87	....	W210PPB5	1	84.32	....	1.785	3.543	1.188	1.188	90
GW211PPB2	1	153.38	....	W211PPB2	1	169.11	....	2.188	3.937	1.312	1.312	100*
GW211PPB8	2	136.44	....	- - - - -		....	....	2.188	3.937	1.312	.984	100*
GW211PPB13	2	163.75	....	- - - - -		....	....	1.785	3.937	1.312	.984	100*
GW214PPB2	1	359.40	....	- - - - -		....	....	2.768	4.921	1.563	1.563	- -
SQUARE BORE - SELF-ALIGNING				**SQUARE BORE - SELF-ALIGNING**								
- - - - -		....	....	W208PPB11	1	89.31	....	1.438	1.188	- -		
- - - - -		....	....	W208PPB13	2	90.05	....	7/8	3.150	1.438	.709	80
GW208PPB6	2	93.37	....	W208PPB6	2	....	....	1	3.150	1.438	.709	80
- - - - -		....	....	W208PPB9	2	....	....	1	3.150	1.438	1.188	80
GW208PPB5	2	72.75	....	W208PPB5	2	67.27	28.26	1-1/8	3.150	1.438	.709	80
GW208PPB8	2	131.85	....	W208PPB8	2	....	....	1-1/8	3.150	1.438	1.188	80
- - - - -		....	....	W208PPB12	2	67.83	20.26	1-1/8	3.376	1.435	1.185	- -
GW209PPB8	2	82.50	....	- - - - -		....	....	1-1/4	3.347	1.438	.866	85
GW209PPB5	2	121.01	....	W209PPB5	2	148.94	....	1-1/4	3.347	1.438	1.188	85
- - - - -		....	....	W209PPB7	2	....	....	1-1/4	3.376	1.438	1.188	- -
GW210PPB4	1	94.41	43.32	W210PPB4	1	....	35.88	1-1/8	3.543	1.188	1.188	90
- - - - -		....	....	W210PPB6	2	43.78	....	1-1/8	3.543	1.438	1.188	90
GW211PPB3	1	101.49	....	W211PPB3	1	156.35	....	1-1/2	3.937	1.312	1.312	100*
ROUND BORE - RIGID				**ROUND BORE - RIGID**								
- - - - -		....	....	W208PP10	4	103.00	....	3.150	1.688	.827	- -	
- - - - -		....	....	W210PP2	3	73.73	....	1.938	3.543	1.188	1.188	- -
GW210PP3	3	102.27	....	- - - - -		....	....	1.407	3.543	1.188	1.188	- -
GW210PP9	4	158.27	....	- - - - -		....	....	1.945	3.543	1.438	.906	- -
GW211PP2	3	110.46	....	W211PP2	3	95.44	....	2.188	3.937	1.312	1.312	- -
GW214PP2	3	284.25	....	W214PP2	3	304.68	....	2.756	4.921	1.562	1.562	- -
SQUARE BORE - RIGID				**SQUARE BORE - RIGID**								
- - - - -		....	....	W208PP6	4	91.41		3.150	1.438	.709	- -	
- - - - -		....	....	W208PP5	4	64.04	....	1-1/8	3.150	1.438	.709	- -
- - - - -		....	....	W208PP8	4	96.72	....	1-1/8	3.150	1.438	1.188	- -
GW208PP17	4	91.56	....	- - - - -		....	....	1-1/8	3.376	1.438	1.188	- -
GW210PP4	3	104.89	....	- - - - -		....	....	1-1/8	3.543	1.188	1.188	- -
GW211PP3	3	113.01	....	W211PP3	3	167.96	....	1-1/2	3.937	1.312	1.312	- -
- - - - -		....	....	W211PP5	4	....	....	1-1/2	4.000	1.750	1.438	- -
HEX BORE				**HEX BORE**								
SELF-ALIGNING		....	....	W208PPB16	4	87.74	....	1.256	3.149	.709	1.438	- -
RIGID		....	....	W208PP21	4	72.40	....	1.256	3.149	.709	1.425	- -

***CAUTION:** Empty Housings may require modification.

PRECISE DISC HARROW UNIT -

You cannot replace the bearings in these housings. Unit incorporates a bearing mounted in two stampings, riveted together with two O-rings.

Part Number	Shaft Diam. Inches	Bolt Circle Inches	Price Per Piece
FD209RA	1-3/4 Round	5	$52.25
FD209RB	1-1/2 Round	5	52.25
FD209RK	1-1/4 Square	5	52.25
FD209RM	1-1/8 Square	5	45.30
FD211RJA	1-15/16 Round		79.31
FD211RB	2-3/16 Round		80.09

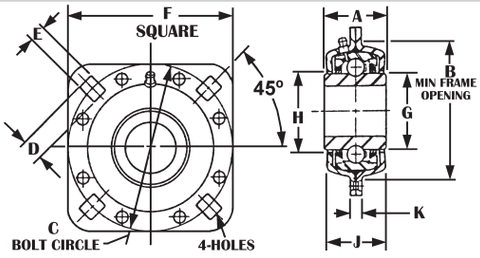

ASK FOR QUANTITY DISCOUNT *Prices subject to change without notice.*

BAUM HYDRAULICS CORPORATION
1-800-228-9222 / e-mail: sales@baumhydraulics.com
Fax: 1-800-832-2522 / www.baumhydraulics.com / © Baum Hydraulics Corporation

MOLINE TYPE E AND TYPE M2000 PILLOW BLOCKS AND FLANGE BLOCKS

MOLINE TYPE E 2-BOLT PILLOW BLOCKS RIGID WITH TIMKEN TAPERED ROLLER BEARINGS

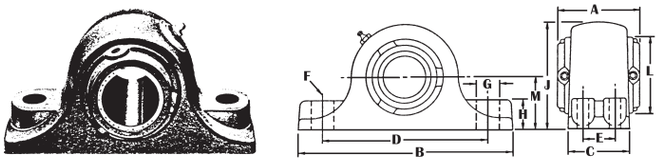

Part Number	Shaft Size Inch	M Shaft Center Height Inch	D Bolt Holes C to C Inch	A Thru Bore Width Inch	Price Per Piece
PB TYPE E	1-3/16	1-1/2	4-25/32	2-3/4	$291.31
PB TYPE E	1-1/4	1-1/2	4-25/32	2-3/4	256.91
PB TYPE E	1-3/8	1-7/8	5-3/4	3	289.26
PB TYPE E	1-7/16	1-7/8	5-3/4	3	294.24
PB TYPE E	1-1/2	2-1/8	6-1/4	3-3/8	466.72
PB TYPE E	1-5/8	2-1/8	6-1/4	3-3/8	475.69
PB TYPE E	1-11/16	2-1/8	6-1/4	3-3/8	421.42
PB TYPE E	1-3/4	2-1/4	7	3-1/2	425.49
PB TYPE E	1-7/8	2-1/4	7	3-1/2	318.94
PB TYPE E	1-15/16	2-1/4	7	3-1/2	425.49
PB TYPE E	2	2-1/4	7	3-1/2	356.86
PB TYPE E	2-3/16	2-1/2	7-3/4	3-3/4	478.79
PB TYPE E	2-7/16	2-3/4	8-1/2	4	491.00
PB TYPE E	2-1/2	2-3/4	8-1/2	4	403.40
PB TYPE E	2-11/16	3-1/8	9-1/2	4-1/2	613.74
PB TYPE E	2-15/16	3-1/8	9-1/2	4-1/2	694.02
PB TYPE E	3	3-1/8	9-1/2	4-1/2	664.36

MOLINE M2000 2-BOLT PILLOW BLOCKS SELF-ALIGNING NON-EXPANSION WITH SKF SPHERICAL ROLLER BEARINGS

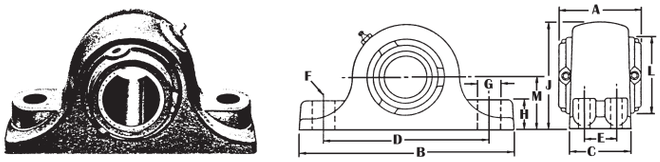

Part Number	Shaft Size Inch	M Shaft Center Height Inch	D Bolt Holes C to C Inch	A Thru Bore Width Inch	Price Per Piece
PB M2000	1-3/16	2-13/16	4-3/4	2-31/32	$351.90
PB M2000	1-1/4	2-13/16	4-3/4	2-31/32	351.90
PB M2000	1-7/16	2-13/16	5	2-31/32	376.07
PB M2000	1-1/2	2-13/16	5	2-31/32	334.00
PB M2000	1-11/16	3	5-1/2	3-3/32	401.16
PB M2000	1-3/4	3	5-1/2	3-3/32	404.45
PB M2000	1-15/16	3	6-1/4	3-3/32	396.45
PB M2000	2	3	6-1/4	3-3/32	531.34
PB M2000	2-3/16	3-1/4	6-3/4	3-5/16	593.26
PB M2000	2-7/16	3-1/2	7-1/8	3-9/16	615.25
PB M2000	2-1/2	3-1/2	7-1/8	3-9/16	570.24
PB M2000	2-11/16	3-13/16	8-1/8	3-15/16	732.96
PB M2000	2-15/16	3-13/16	8-1/8	3-15/16	795.78
PB M2000	3	3-13/16	8-1/8	3-15/16	792.75

MOLINE TYPE E 4-BOLT FLANGE BLOCKS RIGID WITH TIMKEN TAPERED ROLLER BEARINGS

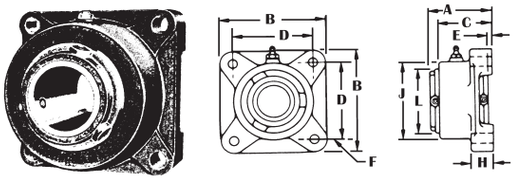

Part Number	Shaft Size Inch	B Block Width Inch	D Bolt Holes C to C Inch	A Thru Bore Width Inch	Price Per Piece
FL TYPE E	1-3/16	3-3/4	2-7/8	2-13/16	$235.24
FL TYPE E	1-1/4	3-3/4	2-7/8	2-13/16	362.62
FL TYPE E	1-3/8	4-5/8	3-1/2	3-1/16	307.30
FL TYPE E	1-7/16	4-5/8	3-1/2	3-1/16	328.77
FL TYPE E	1-1/2	5-3/8	4-1/8	3-1/2	309.57
FL TYPE E	1-5/8	5-3/8	4-1/8	3-1/2	407.76
FL TYPE E	1-11/16	5-3/8	4-1/8	3-1/2	339.65
FL TYPE E	1-3/4	5-5/8	4-3/8	3-5/8	505.23
FL TYPE E	1-7/8	5-5/8	4-3/8	3-5/8	366.10
FL TYPE E	1-15/16	5-5/8	4-3/8	3-5/8	330.51
FL TYPE E	2	5-5/8	4-3/8	3-5/8	505.23
FL TYPE E	-3/16	6-1/4	4-7/8	3-7/8	381.10
FL TYPE E	2-7/16	6-7/8	5-3/8	4-3/16	667.17
FL TYPE E	2-1/2	6-7/8	5-3/8	4-3/16	425.16
FL TYPE E	2-11/16	7-3/4	6	4-11/16	630.35
FL TYPE E	2-15/16	7-3/4	6	4-11/16	712.80
FL TYPE E	3	7-3/4	6	4-11/16	712.80

MOLINE M2000 4-BOLT FLANGE BLOCKS SELF-ALIGNING NON-EXPANSION WITH SKF SPHERICAL ROLLER BEARINGS

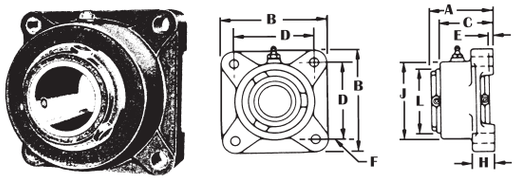

Part Number	Shaft Size Inch	B Block Width Inch	D Bolt Holes C to C Inch	A Thru Bore Width Inch	Price Per Piece
FL M2000	1-7/16	4-5/8	3-17/32	3-1/32	$338.56
FL M2000	1-1/2	4-5/8	3-17/32	3-1/32	338.56
FL M2000	1-11/16	5	3-7/8	3-9/32	419.47
FL M2000	1-3/4	5	3-7/8	3-9/32	385.12
FL M2000	1-15/16	5-1/4	4-1/16	3-9/32	415.94
FL M2000	2	5-1/4	4-1/16	3-9/32	456.72
FL M2000	2-3/16	5-7/8	4-17/32	3-7/16	500.66
FL M2000	2-7/16	6-1/8	4-25/32	3-23/32	556.12
FL M2000	2-1/2	6-1/8	4-25/32	3-23/32	545.58
FL M2000	2-11/16	7-1/4	5-9/16	4-1/4	739.40
FL M2000	2-15/16	7-1/4	5-9/16	4-1/4	836.84
FL M2000	3	7-1/4	5-9/16	4-1/4	833.67

Prices subject to change without notice. **ASK FOR QUANTITY DISCOUNT**

BEARINGS

BALL BUSHINGS STEEL SWAGED SPHERICAL BEARINGS

BALL 52100
RACE 1215
RC 61

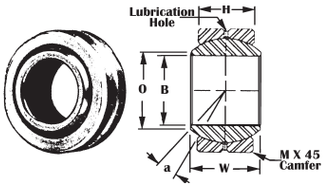

Part Number	D O. D. Inches	B Bore Inches	W Inner Ring Width Inches	H Outer Ring Width Inches	Price Per Piece
COM-3	.5625	.190	.281	.218	$9.52
COM-4	.6562	.250	.343	.250	9.42
COM-5	.7500	.3125	.375	.281	15.84
COM-6	.8125	.375	.406	.312	17.17
COM-8	1.0000	.500	.500	.390	20.93
COM-9	1.0937	.5625	.562	.437	17.46
COM-10	1.1875	.625	.625	.500	17.64
COM-12	1.4375	.750	.750	.593	39.01
COM-14	1.5625	.875	.875	.703	53.30

TORRINGTON SF SPLIT BALL BUSHINGS PLAIN SPHERICAL RADIAL BEARINGS

Part Number	D Diam. Inches	d Bore Inches	W Inner Ring Width Inches	C Outer Ring Width Inches	Price Per Piece
WITH TWO SEALS:					
7SF12-TT	1-1/4	3/4	.656	.562	$68.81
8SF14-TT	1-7/16	7/8	.765	.656	49.62
10SF16-TT	1-5/8	1	.875	.750	62.03
12SF20-TT	2	1-1/4	1.093	.937	94.87
15SF24-TT	2-7/16	1-1/2	1.312	1.125	111.33
17SF28-TT	2-13/16	1-3/4	1.531	1.312	147.09
20SF32-TT	3-3/16	2	1.750	1.500	257.18
22SF36-TT	3-9/16	2-1/4	1.969	1.687	229.30
25SF40-TT	3-15/16	2-1/2	2.187	1.875	342.17
30SF48-TT	4-3/4	3	2.625	2.250	606.56
32SF52-TT	5-1/8	3-1/4	2.844	2.437	....
35SF56-TT	5-1/2	3-1/2	3.062	2.625	850.82
37SF60-SS	5-7/8	3-3/4	3.281	2.812	....
40SF64-TT	6-1/4	4	3.500	3.000	879.27
UNSEALED:					
5SF8	7/8	1/2	.437	.375	$40.38
6SF10	1-1/16	5/8	.547	.469	43.58
7SF12	1-1/4	3/4	.656	.562	48.40
8SF14	1-7/16	7/8	.765	.656	43.16
10SF16	1-5/8	1	.875	.750	60.10
12SF20	2	1-1/4	1.093	.937	82.44
15SF24	2-7/16	1-1/2	1.312	1.125	109.19
17SF28	2-13/16	1-3/4	1.531	1.312	143.25
20SF32	3-3/16	2	1.750	1.500	187.54
22SF36	3-9/16	2-1/4	1.969	1.687	249.16
25SF40	3-15/16	2-1/2	2.187	1.875	307.85
27SF44	4-3/8	2-3/4	2.406	2.062	434.37
30SF48	4-3/4	3	2.625	2.250	539.24
32SF52	5-1/8	3-1/4	2.844	2.437	399.37
35SF56	5-1/2	3-1/2	3.062	2.625	633.96
37SF60	5-7/8	3-3/4	3.281	2.812	701.92
40SF64	6-1/4	4	3.500	3.000	801.73

METRIC SPHERICAL BEARINGS

Part Number	I.D.	O.D.	Width	Price Per Per Each
GEG25ES-2RS	25	47	18	$....
GEG30ES-2RS	30	55	20	83.85
GEG35ES-2RS	35	62	22	54.92
GEG40ES-2RS	40	68	40	106.64
GEG45ES-2RS	45	75	28	96.51
GEG50ES-2RS	50	90	36	87.31

TORRINGTON CAM FOLLOWERS

CRS Sealed Type Will Replace CR Unsealed Type
Relube with Screwdriver Slot in Head.

STUD TYPE TRACK ROLLER

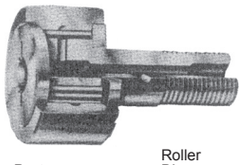

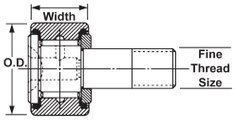

Part Number	Roller Diam. Inches	Roller Width Inches	Fine Thread Size	Price Per Piece
SEALED				
CRS12	3/4	1/2	3/8	$....
CRS14	7/8	1/2	3/8	25.41
CRS16	1	5/8	7/16	60.65
CRS18	1-1/8	5/8	7/16	26.45
CRS20	1-1/4	3/4	1/2	....
CRS22	1-3/8	3/4	1/2	44.63
CRS24	1-1/2	7/8	5/8	51.72
CRS26	1-5/8	7/8	5/8	60.52
CRS28	1-3/4	1	3/4	....
CRS30	1-7/8	1	3/4	86.91
CRS32	2	1-1/4	7/8	110.64
CRS36	2-1/4	1-1/4	7/8	131.30
CRS40	2-1/2	1-1/2	1	155.69
CRS44	2-3/4	1-1/2	1	132.13
CRS48	3	1-3/4	1-1/4	206.69
UNSEALED				
CR36	2-1/4	1-1/4	7/8	....

YOKE TYPE TRACK ROLLER



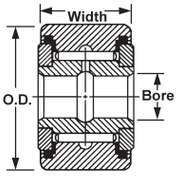

Part Number	Roller Diam. Inches	Roller Width Inches	Fine Thread Size	Bore Inches	Price Per Piece
SEALED					
YCRS12	3/4	1/2	3/8	1/4	$11.97
YCRS14	7/8	1/2	3/8	1/4	12.28
YCRS16	1	5/8	7/16	5/16	26.26
YCRS18	1-1/8	5/8	7/16	5/16	34.60
YCRS20	1-1/4	3/4	1/2	3/8	....
YCRS22	1-3/8	3/4	1/2	3/8	30.39
YCRS24	1-1/2	7/8	5/8	7/16	47.99
YCRS26	1-5/8	7/8	5/8	7/16	....
YCRS28	1-3/4	1	3/4	1/2	66.65
YCRS30	1-7/8	1	3/4	1/2	60.25
YCRS32	2	1-1/4	7/8	5/8	....
YCRS36	2-1/4	1-1/4	7/8	5/8	95.98
YCRS40	2-1/2	1-1/2	1	3/4	93.31
YCRS44	2-3/4	1-1/2	1	3/4	116.16
YCRS48	3	1-3/4	1-1/4	1	207.95
UNSEALED					
YCR12	3/4	1/2	3/8	1/4	$....

NOTE: CRS12 thru CRS44 Cam followers have relube capability by using a drive-in grease fitting. Fitting no. 5033

ASK FOR QUANTITY DISCOUNT *Prices subject to change without notice.*

 © Baum Hydraulics Corporation

TIMKEN/FAFNIR BALL BEARINGS WITHOUT COLLARS

Ball Bearings are Made to Metric Dimensions, Except Inch Series

TimKen/FAFNIR Radial Bearings Are Made in FOUR Basic Series Shown Below:

9100 Extra Light | 200 Light | 300 Medium | 400 Heavy



TimKen/FAFNIR Radial Bearings Are Made in TWO Basic Types Shown Below:

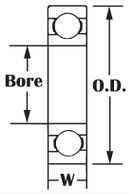

Non-loading Groove Type K for Radial and Thrust Loads



S Inch Bearings with Fractional Inch Bore Sizes

S-K	Fract. Inch Open Type	S-PP	Fract. Inch w/ 2 Seals
S-KDD	Fract. Inch w/ 2 Shields	S-P	Fract. Inch w/ 1 Seal
S-KD	Fract. Inch w/ 1 Shield	S-PD	Fract.Inch w/ 1 Shield & Seal

TimKen /Fafnir Number	Bore Size Inches	O.D. Inches	Overall Width Inches	Price Per Piece
S1KDD	1/4	3/4	9/32	$28.82
S1KDD7	1/4	5/8	.196	24.68
S1PP7	1/4	5/8	.196	17.12
S3K	3/8	7/8	7/32	15.95
S3KDD	3/8	7/8	9/32	23.63
S3PP	3/8	7/8	9/32	64.35
S5K	1/2	1-1/8	1/4	22.22
S5KDD	1/2	1-1/8	5/16	....
S5PP	1/2	1-1/8	5/16	....
S7K	5/8	1-3/8	9/32	21.40
S7KDD	5/8	1-3/8	11/32	49.41
S7PP	5/8	1-3/8	11/32	61.87
S8K	3/4	1-5/8	5/16	28.87
S8KDD	3/4	1-5/8	7/16	25.83
S8PP	3/4	1-5/8	7/16	38.36
S9K	7/8	1-7/8	1/2	44.22
S9KDD	7/8	1-7/8	1/2	46.33
S10K	1	2	3/8	38.06
S10KDD	1	2	1/2	61.82
S10PP2	1	2	1/2	72.63
S11K	1-1/8	2-1/8	3/8	....
S11PP	1-1/8	2-1/8	1/2	87.24
S12K	1-1/4	2-1/4	3/8	49.11

TimKen Fafnir Number	Bore Size Inches	Bore Size MM	O.D. Inches	O.D. MM	Overall Width Inches	Overall Width MM	Price Per Piece
34K	.157	4	.629	16	.197	5	$17.35
34KDD	.157	4	.629	16	.197	5	17.35
35KDD	.196	5	.748	19	.236	6	12.89
36K	.236	6	.748	19	.236	6	17.77
36KDD	.236	6	.748	19	.236	6	22.68
36PP	.236	6	.748	19	.394	10	....
36PP2	.236	6	.748	19	.236	6	....
37K	.275	7	.866	22	.276	7	15.42
37KDD	.275	7	.866	22	.276	7	14.57
38K	.315	8	.866	22	.276	7	10.11
38KDD	.315	8	.866	22	.276	7	14.98
38PP	.315	8	.866	22	.394	10	40.47
38PP2	.315	8	.866	22	.276	7	18.32
39K	.354	9	1.023	26	.315	8	11.84
39KDD	.354	9	1.023	26	.315	8	15.38
39PP	.354	9	1.023	26	.315	8	24.61

200K	Light Duty Open Type	200NPD	Light Duty Shield & Seal
200KD	Light Duty 1 Shield	200W	Light Duty LG Open
200KDD	Light Duty 2 Shields	200WDN	Light Duty LG 1 Shield
200KG	Light Duty & Snap Ring	200WDDN	Light Duty LG 2 Shields
200NP	Light Duty 1 Seal	200KL	Light Wide 1 Seal
200NPP	Light Duty 2 Seals	W200PP	Light Extra Wide 2 Seals

TimKen Fafnir Number	Bore Size Inches	Bore Size MM	O.D. Inches	O.D. MM	Overall Width Inches	Overall Width MM	Price Per Piece
200K	.393	10	1.181	30	.354	9	12.94
200KD	.393	10	1.181	30	.354	9	10.43
200KDD	.393	10	1.181	30	.354	9	19.21
200P	.393	10	1.181	30	.354	9	10.94
200PP	.393	10	1.181	30	.354	9	21.72
201K	.472	12	1.259	32	.393	10	$11.40
201KD	.472	12	1.259	32	.393	10	16.75
201KDD	.472	12	1.259	32	.393	10	19.44
201P	.472	12	1.259	32	.393	10	19.44
201PP	.472	12	1.259	32	.393	10	23.35
202K	.590	15	1.378	35	.433	11	16.02
202KD	.590	15	1.378	35	.433	11	15.84
202KDD	.590	15	1.378	35	.433	11	16.27
202NPP9	1/2		1-1/2		.433		....
202P	.590	15	1.378	35	.433	11	11.88
202PP	.590	15	1.378	35	.433	11	20.50
203K	.669	17	1.574	40	.472	12	11.81
203KD	.669	17	1.574	40	.472	12	7.61
203KDD	.669	17	1.574	40	.472	12	19.42
203KLD	.669	17	1.574	40	.563	14	58.93
203RR2	.640		1.574	40	.720	18	25.03
203NPP	.669	17	1.574	40	.472	12	10.87
203NPD	.669	17	1.574	40	.472	12	15.65
203KRR3	.628	16	2.000	51	.590	15	45.78
W203PP	.669	17	1.574	40	.688	17	60.49
204K	.787	20	1.850	47	.551	14	15.77
204KD	.787	20	1.850	47	.551	14	13.28
204KDD	.787	20	1.850	47	.551	14	26.59
204KDD6	3/4		1.850		.551		....
204KRD4	5/8		1.850		.688		43.57
204RR8	5/8		1.780		.605		48.79
204P	.787	20	1.850	47	.551	14	17.15
204PP	.787	20	1.850	47	.551	14	27.42
204PY3	.626	16	1.780	45	.735	19	25.77
W204PP	.787	20	1.850	47	.812	21	75.22
205K	.984	25	2.047	52	.590	15	25.17
205KD	.984	25	2.047	52	.590	15	26.11
205KDD	.984	25	2.047	52	.590	15	33.14
205KP8	.756	19	2.047	52	.720	18	42.69
205KRP2	.750	19	2.047	52	.830	21	38.01
205KRR6	.500	12	2.047	52	1.375	35	33.24
205KRR7	.500	12	- -		- -		54.91
205P	.984	25	2.047	52	.590	15	24.32
205PP	.984	25	2.047	52	.590	15	41.44
205PP10	.625	16	- -		- -		43.60
205PP11	1.000	25	- -		- -		87.47
205PPB	.984	25	2.047	52	.590	15	Call
205PPB7	.943	24	2.047	52	.590	15	36.70
205W	.984	25	2.047	52	.591	15	83.08
206K	1.181	30	2.441	62	.630	16	25.92
206KD	1.181	30	2.441	62	.630	16	25.67
206KDD	1.181	30	2.441	62	.630	16	38.04

Continued on next psge.

Prices subject to change without notice. **ASK FOR QUANTITY DISCOUNT**

TIMKEN/FAFNIR BALL BEARINGS WITHOUT COLLARS

Ball Bearings are Made to Metric Dimensions, Except Inch Series

Continued.

TimKen Fafnir Number	Bore Size Inches	Bore Size MM	O.D. Inches	O.D. MM	Overall Width Inches	Overall Width MM	Price Per Piece
206KPP3	1Hx		2.440		.945		**95.68**
206KPP4	1Hx		2.441		1.060		**....**
G206KPP4	1Hx		2.440		.709		**....**
206KPR4	.985	25	2.440	62	.875	22	**49.50**
206KRR8	1.181	30	2.440	62	.945	24	**44.49**
206KRR13	.759	19	2.437	62	.950	24	**78.91**
206NP	1.181	30	2.441	62	.630	16	**25.51**
206NPP	1.181	30	2.441	62	.630	16	**27.60**
206W	1.181	30	2.441	62	.630	16	**98.14**
W206PP	1.181	30	2.441	62	.938	24	**82.42**
207K	1.378	35	2.834	72	.669	17	**$45.69**
207KD	1.378	35	2.834	72	.669	17	**41.64**
207KDD	1.378	35	2.834	72	.669	17	**50.91**
207KRR	1.378	35	2.834	72	.984	25	**86.29**
207KRR14	1.253	32	2.834	72	.984	25	**95.86**
207KRR17	1.25Hx		2.834		.984		**81.37**
207KRRB9	1.125Hx		2.834		.669		**150.86**
207KRRB12	1.125Hx		2.834		.984		**76.75**
207KRRB17	1.25Hx		2.834		.984		**94.76**
207KYY	1.378	35	2.834	72	.984	25	**80.99**
207NP	1.378	35	2.834	72	.669	17	**42.61**
207NPP	1.378	35	2.834	72	.669	17	**72.12**
207W	1.378	35	2.834	72	.669	17	**84.42**
W207PP	1.378	35	2.834	72	1.062	27	**106.64**
208K	1.574	40	3.149	80	.708	18	**71.98**
208KD	1.574	40	3.149	80	.708	18	**58.56**
208KDD	1.574	40	3.149	80	.708	18	**60.03**
208P	1.574	40	3.149	80	.708	18	**53.57**
208NPP	1.574	40	3.149	80	.708	18	**93.33**
208W	1.574	40	3.149	80	.708	18	**116.61**
208WDN	1.574	40	3.149	80	.708	18	**177.73**
W208K3	1.125Sq		- - -		- - -		**101.33**
209K	1.771	45	3.346	85	.748	19	**86.12**
209KD	1.771	45	3.346	85	.748	19	**84.90**
209KDD	1.771	45	3.346	85	.748	19	**79.08**
209KRR3	1.771	45	3.346	85	1.063	27	**123.94**
209KRRB2	1.50Hx		3.345		1.181		**127.61**
209P	1.771	45	3.346	85	.748	19	**65.18**
209NPP	1.771	45	3.346	85	.748	19	**109.03**
209W	1.771	45	3.346	85	.748	19	**112.96**
209WDDN	1.771	45	3.346	85	.748	19	**124.50**
W209PP	1.771	45	3.346	85	1.188	30	**170.72**
210K	1.968	50	3.543	90	.787	20	**66.01**
210KD	1.968	50	3.543	90	.787	20	**70.53**
210KDD	1.968	50	3.543	90	.787	20	**88.09**
210KRR	1.968	50	3.543	90	.787	20	**135.76**
210P	1.968	50	3.543	90	.787	20	**75.82**
210PP	1.968	50	3.543	90	.787	20	**129.30**
210RRB6	1.5 Hx		3.543	90	1.188	30	**110.37**
210W	1.968	50	3.543	90	.787	20	**141.25**
W210PP	1.968	50	3.543	90	1.188	30	**174.28**
211K	2.165	55	3.937	100	.826	21	**162.07**
211KD	2.165	55	3.937	100	.826	21	**117.07**
211KDD	2.165	55	3.937	100	.826	21	**168.97**
211NPP	2.165	55	3.937	100	.826	21	**155.64**
211W	2.165	55	3.937	100	.826	21	**114.18**
211WDD	2.165	55	3.937	100	.826	21	**159.32**
212K	2.362	60	4.330	110	.866	22	**171.68**
212KDD	2.362	60	4.330	110	.866	22	**111.47**
212NPP	2.362	60	4.330	110	.866	22	**211.72**
212W	2.362	60	4.330	110	.866	22	**190.71**
212WDD	2.362	60	4.330	110	.866	22	**134.89**
213K	2.559	65	4.724	120	.905	23	**147.32**
213NPP	2.559	65	4.724	120	.905	23	**219.62**
214K	2.755	70	4.921	125	.944	24	**164.10**
214NPP	2.755	70	4.921	125	.944	24	**258.97**
214WDD	2.755	70	4.921	125	.944	24	**207.17**
215K	2.952	75	5.118	130	.984	25	**194.96**
215NPP	2.952	75	5.118	130	.984	25	**258.95**
217W	3.346	85	5.905	150	1.102	28	**400.66**
217WDDN	3.346	85	5.905	150	1.102	28	**461.72**

TimKen/FAFNIR Radial Bearings Are Made in TWO Basic Types Shown Below:

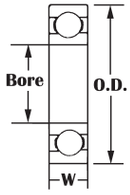

Non-loading Groove Type K for Radial and Thrust Loads



Loading Groove Type W for Radial Loads Only

TimKen/FAFNIR Radial Bearings Are Made in FOUR Basic Series Shown Below:

9100 Extra Light
200 Light
300 Medium
400 Heavy



300K	**Medium Duty Open Type**	**300NPD**	**Medium Duty Shield & Seal**
300KD	**Medium Duty 1 Shield**	**300W**	**Medium Duty LG Open**
300KDD	**Medium Duty 2 Shields**	**300WD**	**Medium Duty LG 1 Shield**
300NP	**Medium Duty 1 Seal**	**300WDDN**	**Medium Duty LG 2 Shields**
300NPP	**Medium Duty 2 Seals**	**300WG**	**Medium Duty LG Snap Ring**

TimKen Fafnir Number	Bore Size Inches	Bore Size MM	O.D. Inches	O.D. MM	Overall Width Inches	Overall Width MM	Price Per Piece
304K	.787	20	2.047	52	.591	15	**$24.11**
304KDD	.787	20	2.047	52	.591	15	**41.19**
304P	.787	20	2.047	52	.591	15	**....**
304PP	.787	20	2.047	52	.591	15	**47.28**
305K	.984	25	2.440	62	.669	17	**34.73**
305KDD	.984	25	2.440	62	.669	17	**48.19**
305NPP	.984	25	2.440	62	.669	17	**53.37**
305W	.984	25	2.440	62	.669	17	**105.54**
306K	1.181	30	2.834	72	.748	19	**48.49**
306KG	1.181	30	2.834	72	.748	19	**55.57**
306KDD	1.181	30	2.834	72	.748	19	**58.12**
306NPP	1.181	30	2.834	72	.748	19	**98.14**
306W	1.181	30	2.834	72	.748	19	**99.06**
306WDD	1.181	30	2.834	72	.748	19	**111.24**
307K	1.378	35	3.149	80	.827	21	**64.49**
307KDD	1.378	35	3.149	80	.827	21	**73.82**
307NPP	1.378	35	3.149	80	.827	21	**89.27**
307W	1.378	35	3.149	80	.827	21	**119.42**
307WDN	1.378	35	3.149	80	.827	21	**105.22**
307WDDN	1.378	35	3.149	80	.827	21	**128.01**
308K	1.574	40	3.543	90	.906	23	**68.21**
308KDDN	1.574	40	3.543	90	.906	23	**90.78**
308NPP	1.574	40	3.543	90	.906	23	**109.54**
308W	1.574	40	3.543	90	.906	23	**121.07**
308WDDN	1.574	40	3.543	90	.906	23	**105.17**
309K	1.771	45	3.937	100	.984	25	**81.86**
309KDD	1.771	45	3.937	100	.984	25	**129.14**
309NPP	1.771	45	3.937	100	.984	25	**169.66**
309W	1.771	45	3.937	100	.984	25	**150.15**
309WDD	1.771	45	3.937	100	.984	25	**135.62**
310K	1.968	50	4.330	110	1.063	27	**150.15**
310KDN	1.968	50	4.330	110	1.063	27	**92.74**
310KDD	1.968	50	4.330	110	1.063	27	**151.66**
310NPP	1.968	50	4.330	110	1.063	27	**127.42**
310W	1.968	50	4.330	110	1.063	27	**189.93**
311KDD	2.165	55	4.724	120	1.142	29	**168.67**
311NPP	2.165	55	4.724	120	1.142	29	**222.93**
312K	2.362	60	5.118	130	1.220	31	**189.26**
312KDD	2.362	60	5.118	130	1.220	31	**214.48**
312NPP	2.362	60	5.118	130	1.220	31	**233.02**
313K	2.559	65	5.511	140	1.299	33	**385.86**
313KDD	2.559	65	5.511	140	1.299	33	**316.24**
314K	2.755	70	5.905	150	1.378	35	**271.20**
314KDD	2.755	70	5.905	150	1.378	35	**393.44**

Square bore size is shaft size.

ASK FOR QUANTITY DISCOUNT ***Prices subject to change without notice.***

 © Baum Hydraulics Corporation

BALL BEARINGS WITHOUT COLLARS

Ball Bearings are Made to Metric Dimensions, Except Inch Series

TIMKEN/FAFNIR

TimKen Fafnir Number	Bore Size Inches	Bore Size MM	O.D. Inches	O.D. MM	Overall Width Inches	Overall Width MM	Price Per Piece
9100K	**Ex Lt Open Type**		**9100KGN**	**Ex Lt Open & Snap Ring**			
9100KD	**Ex Lt 1 Shield**		**9100KDG**	**Ex Lt 1 Shield & Snap Ring**			
9100KDD	**Ex Lt 2 Shields**		**9100KDDG**	**Ex Lt 2 Shields & Snap Ring**			
9100P	**Ex Lt 1 Seal**		**9100PG**	**Ex Lt 1 Seal & Snap Ring**			
9100PP	**Ex Lt 2 Seals**		**9100PPG**	**Ex Lt 2 Seals & Snap Ring**			
9100PD	**Ex Lt Shield & Seal**		**9100PDG**	**Ex Lt Shield & Seal & Snap Ring**			
9100KDD	.393	10	1.023	26	.315	8	**20.09**
9100NPP	.393	10	1.023	26	.315	8	**26.43**
9101KDD	.472	12	1.102	28	.315	8	**28.45**
9101NPP	.472	12	1.102	28	.315	8	**39.37**
9102KDD	.590	15	1.259	30	.354	9	**29.19**
9102PP	.590	15	1.259	30	.354	9	**31.58**
9103PP	.669	17	1.378	35	.393	10	**47.18**
9104PP	.787	20	1.653	42	.472	12	**57.23**
9105KDD	.984	25	1.850	47	.472	12	**27.81**
9105PP	.984	25	1.850	47	.472	12	**47.87**
9106KDD	1.181	30	2.165	55	.511	13	**41.19**
9106PP	1.181	30	2.165	55	.511	13	**58.81**
9107K	1.378	35	2.440	62	.551	14	**45.90**
9107KDD	1.378	35	2.440	62	.551	14	**53.57**
9107PP	1.378	35	2.440	62	.551	14	**84.07**
9108PP	1.574	40	2.677	68	.590	15	**76.92**
9109PP	1.771	45	2.952	75	.629	16	**103.65**
9110K	1.968	50	3.149	80	.629	16	**74.56**
9110PP	1.968	50	3.149	80	.629	16	**125.37**
9111PP	2.165	55	3.543	90	.708	18	**141.37**
9112PP	2.362	60	3.740	95	.708	18	**149.99**
9113PP	2.559	65	3.937	100	.708	18	**111.08**
9114K	2.755	70	4.330	110	.787	20	**139.71**

5200K & 5200W	**Dbl. Row Light Duty Open**
5200KD & 5200WD	**Dbl. Row Light 1 Shield**
5200KDD & 5200WDD	**Double Row Light & 2 Shields**
5200KG & 5200WG	**Dbl.Row Light&Snap Ring**
5300K & 5300W	**Dbl. Row Med. Duty Open**
5300KD & 5300WD	**Dbl. Row Med. 1 Shield**
5300KDD & 5300WDD	**Dbl Row Med.2 Shields**
5300KG & 5300WG	**Dbl Row Med & Snap Ring**
5201KDD	.472	12	1.259	32	.625	16	**122.82**
5202KDD	.590	15	1.378	35	.625	16	**99.93**
5203K	.669	17	1.574	40	.688	17	**75.13**
5203KYY2	.625	17	1.574	40	1.732	44	**47.40**
5204KD	.787	20	1.850	47	.812	20	**96.92**
5205KD	.984	25	2.047	52	.875	21	**92.90**
5206WD	1.181	30	2.440	62	1.062	27	**124.89**
5207WD	1.378	35	2.835	72	1.188	30	**124.52**
5208WD	1.574	40	3.149	80	1.188	30	**149.53**
5209WD	1.771	45	3.346	85	1.188	30	**145.60**
5210WD	1.968	50	3.543	90	1.312	33	**276.21**
5211WD	2.165	55	3.937	100	1.312	33	**230.17**
5212WD	2.362	60	4.330	110	1.562	40	**382.92**
5303KDD	.669	17	1.850	47	.875	22	**128.13**
5304KDD	.787	20	2.047	52	.875	22	**113.08**
5305K	.984	25	2.440	62	1.000	25	**91.45**
5307W	1.378	35	3.149	80	1.375	35	**149.41**

7200W	**Angular Contact Light Duty Open**
7200PW	**Angular Contact Light Duty Open**
7203W	.669	17	1.574	40	.472	12	**$51.16**
7204W	.787	20	1.850	47	.551	14	**66.42**
7205W	.984	25	2.047	52	.590	15	**64.88**
7206W	1.181	30	2.440	62	.629	16	**77.50**
7207WN	1.378	35	2.834	72	.669	17	**135.74**
7208WN	1.574	40	3.149	80	.708	18	**109.60**
7209WN	1.771	45	3.346	85	.748	19	**109.79**
7210WN	1.968	50	3.543	90	.787	20	**151.30**

9100K Extra Light Series

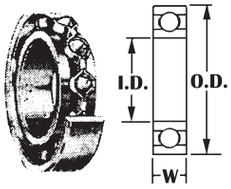

Double Row Bearings

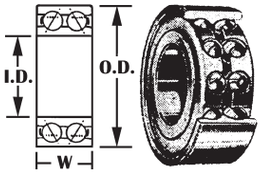

TimKen/FAFNIR Radial Bearings Are Made in FOUR Basic Series Shown Below:

9100 Extra Light
200 Light
300 Medium
400 Heavy



PRECISE RADIAL BEARINGS

Precise Number	Bore Size Inches	O.D. Inches	Overall Width Inches	Price Per Piece
6000-2RS	.393	1.023	.315	**2.29**
6001-2RS	.472	1.102	.315	**2.51**
6002-2RS	.590	1.259	.354	**2.24**
6003-2RS	.669	1.378	.393	**2.93**
6004-2RS	.787	1.653	.472	**4.37**
6005-2RS	.984	1.850	.472	**4.80**
6006-2RS	1.181	2.165	.511	**6.08**
6007-2RS	1.378	2.440	.551	**8.26**
6008-2RS	1.574	2.677	.590	**7.78**
6009-2RS	1.771	2.952	.629	**10.10**
6010-2RS	1.968	3.149	.629	**12.93**

Precise Number	Bore Size Inches	O.D. Inches	Overall Width Inches	Price Per Piece
5200-2RS	.393	1.181	.5625	**$11.38**
5201-2RS	.472	1.259	.625	**13.73**
5202-2RS	.590	1.378	.625	**12.96**
5203-2RS	.669	1.574	.6875	**13.60**
5204-2RS	.787	1.850	.8125	**16.80**
5205-2RS	.984	2.047	.8125	**18.85**
5206-2RS	1.181	2.440	.9375	**18.21**
5207-2RS	1.378	2.834	1.0625	**24.63**
5208-2RS	1.574	3.149	1.188	**42.39**
5209-2RS	1.771	3.346	1.1875	**66.65**
5210-2RS	1.968	3.543	1.1875	**54.12**
Ball Bearing				
6202-2RS-10	.625	1.378	.433	**5.39**
With Snap Ring				
6200-2RSNR	.393	1.181	.350	**6.40**
6201-2RSNR	.472	1.259	.390	**7.86**
6202-2RSNR	.590	1.378	.430	**6.13**
6203-2RSNR	.625	1.574	.470	**....**
6203-2RSNR	.669	1.574	.470	**7.86**
6204-2RSNR	.787	1.850	.550	**10.53**
6205-2RSNR	.984	2.047	.590	**8.26**
6206-2RSNR	1.181	2.440	.629	**13.33**
6207-2RSNR	1.378	2.834	.669	**20.00**
6208-2RSNR	1.574	3.149	.708	**18.66**

Prices subject to change without notice. **ASK FOR QUANTITY DISCOUNT**

GENERAL, SCHATZ and PRECISE RETAINER TYPE GROUND RADIALS

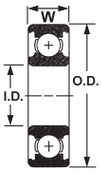

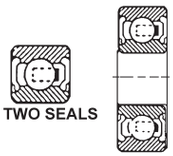

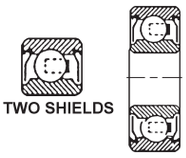

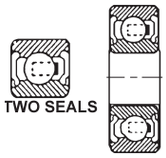

GENERAL BEARINGS

Part Number	I.D.	O.D.	Width	Price Per Per Each
21104-88	1/4	11/16	5/16	**$....**
21406-88	3/8	7/8	11/32	**....**
21806-88	3/8	1-1/8	3/8	**....**
21807-88	7/16	1-1/8	3/8	**....**
21808-88	1/2	1-1/8	3/8	**....**
22207-88	7/16	1-3/8	7/16	**....**
22208-88	1/2	1-3/8	7/16	**....**
22209-88	9/16	1-3/8	7/16	**....**
22210-88	5/8	1-3/8	7/16	**....**
22610-88	5/8	1-5/8	1/2	**....**
22810-88	5/8	1-3/4	1/2	**....**
22812-88	3/4	1-3/4	1/2	**....**
23214-88	7/8	2	9/16	**....**
24020-88	1-1/4	2-1/2	5/8	**....**
24121-88	1-5/16	2-9/16	11/16	**....**

PRECISE - R SERIES BEARINGS

Part Number	I.D.	O.D.	Width	Price Per Per Each
R4-2RS	1/4	5/8	.190	**$1.92**
R6-2RS	3/8	7/8	.280	**2.37**
R8-2RS	1/2	1-1/8	.310	**2.93**
R10-2RS	5/8	1-3/8	.340	**3.31**
R12-2RS	3/4	1-5/8	.430	**4.93**
R14-2RS	7/8	1-7/8	.500	**4.64**
R16-2RS	1	2	.500	**8.66**
R20-2RS	1-1/4	2-1/4	.500	**11.04**
R24-2RS	1-1/2	2-5/8	.56	**31.99**

PRECISE - 1600 SERIES BEARINGS

Part Number	I.D.	O.D.	Width	Price Per Per Each
1601-2RS	3/16	11/16	1/4	**$6.93**
1604-2RS	3/8	7/8	11/32	**2.61**
1605-2RS	5/16	29/32	5/16	**4.29**
1607-2RS	7/16	29/32	5/16	**4.93**
1614-2RS	3/8	1-1/8	3/8	**3.20**
1616-2RS	1/2	1-1/8	3/8	**3.41**
1621-2RS	1/2	1-3/8	7/16	**3.52**
1622-2RS	9/16	1-3/8	7/16	**....**
1623-2RS	5/8	1-3/8	7/16	**5.33**
1628-2RS	5/8	1-5/8	1/2	**8.00**
1630-2RS	3/4	1-5/8	1/2	**6.53**
1635-2RS	3/4	1-3/4	1/2	**10.66**
1638-2RS	3/4	2	9/16	**7.46**
1640-2RS	7/8	2	9/16	**14.00**
1641-2RS	1	2	9/16	**7.60**
1652-2RS	1-1/8	2-1/2	5/8	**14.69**
1654-2RS	1-1/4	2-1/2	5/8	**1.92**

SCHATZ BEARINGS

Part Number	I.D.	O.D.	Width	Price Per Per Each
21104-77	1/4	11/16	5/16	**$....**
21807-77	7/16	1-1/8	3/8	**....**
21808-77	1/2	1-1/8	3/8	**....**
22207-77	7/16	1-3/8	7/16	**....**
22209-77	9/16	1-3/8	7/16	**....**
22210-77	5/8	1-3/8	7/16	**....**
22610-77	5/8	1-5/8	1/2	**....**
22612-77	3/4	1-5/8	1/2	**....**
22810-77	5/8	1-3/4	1/2	**....**
22812-77	3/4	1-3/4	1/2	**....**
23212-77	3/4	2	9/16	**....**
23214-77	7/8	2	9/16	**....**
23216-77	1	2	9/16	**....**
24018-77	1-1/8	2-1/2	5/8	**....**
24020-77	1-1/4	2-1/2	5/8	**....**
24121-77	1-5/16	2-9/16	11/16	**....**

6800 SERIES BEARINGS

Part Number	I.D.	O.D.	Width	Price Per Per Each
6800-2RS	.3937	.7500	.1969	**$6.53**
- - - - -	.4724	0.8268	.1969	**....**
6802-2RS	.5906	0.9449	.1969	**13.33**
6803-2RS	.6693	1.0236	.1969	**12.66**
6804-2RS	.7874	1.2598	.2756	**19.33**
6805-2RS	.9843	1.4567	.2756	**....**
6806-2RS	1.1811	1.6535	.2756	**....**
6807-2RS	1.3780	1.8504	.2756	**16.53**
6808-2RS	1.5748	2.0472	.2756	**18.02**
6809-2RS	1.7717	2.0835	.2756	**....**
6810-2RS	1.9685	2.5591	.2756	**....**
6811-2RS	2.165	2.834	.354	**....**
6812-2RS	2.362	3.070	.393	**35.99**
6813-2RS	2.559	3.346	.393	**....**
6814-2RS	2.755	3.543	.393	**50.39**
6815-2RS	2.952	3.730	3.93	**....**

6900 SERIES BEARINGS

Part Number	I.D.	O.D.	Width	Price Per Per Each
6900-2RS	.3937	.8861	.2362	**$4.00**
6901-2RS	.4724	.9449	.2362	**5.33**
6902-2RS	.5906	1.1024	.2756	**13.60**
6903-2RS	.6693	1.1181	.2756	**12.74**
6904-2RS	.7874	1.4567	.3543	**19.46**
6905-2RS	.9843	1.6536	.3543	**18.40**
6906-2RS	1.1811	1.8504	.3543	**37.00**
6907-2RS	1.3780	2.1654	.3937	**30.66**
6908-2RS	1.5748	2.4409	.4724	**66.65**
6909-2RS	1.7717	2.6772	.4724	**32.79**
6910-2RS	1.9685	2.8346	.4724	**38.98**
6911-2RS	2.165	3.149	.511	**26.66**
6912-2RS	2.362	3.346	.511	**32.73**
6913-2RS	2.559	3.543	.511	**75.85**
6914-2RS	2.755	3.937	.629	**....**
6915-2RS	2.952	4.133	.629	**89.98**

5300 SERIES BEARINGS - METRIC

Part Number	I.D.	O.D.	Width	Price Per Per Each
5300-2RS	0.393	1.378	.748	**$21.27**
5301-2RS	0.472	1.457	.748	**....**
5302-2RS	0.590	1.653	.748	**....**
5303-2RS	0.669	1.850	.875	**53.03**
5304-2RS	0.78	2.04	.875	**29.43**
5306-2RS	1.18	2.83	1.1875	**44.26**
5307-2RS	1.378	3.149	1.375	**77.63**
5308-2RS	1.574	3.543	1.437	**97.31**
5309-2RS	1.771	3.937	1.562	**114.05**
5310-2RS	1.968	4.330	1.750	**202.62**

MAST GUIDE BEARINGS

Part Number	I.D.	O.D.	Width	Price Per Per Each
MG305-2RS-2	1	2.93	1	**$51.32**
MG305-2RS-1	0.98	3	1	**43.19**
MG307-2RS-1	1.37	3.99	1.12	**59.05**
MG308-2RS-1	1.57	4.48	1.25	**40.88**
MG309-2RS-1	1.77	5	1.25	**....**



ASK FOR QUANTITY DISCOUNT *Prices subject to change without notice.*

 © Baum Hydraulics Corporation

SCHATZ, GENERAL and DON DYE BEARINGS

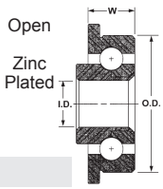

GENERAL BEARINGS

Part Number	I.D.	O.D.	Width	Price Per Per Each
31704-01	3/8	29/32	3/8	**$....**
32418-01	3/8	1-3/8	15/32	**....**
31911-01	7/16	1-1/16	7/16	**....**
32807-01	1/2	1-5/8	9/16	**....**
33006-01	1/2	1-3/4	5/8	**....**
33206-01	1/2	1-7/8	5/8	**....**
33207-01	3/4	1-7/8	9/16	**....**
33408-01	3/4	2	9/16	**....**
33409-01	1	2	5/8	**....**

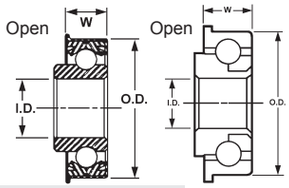

SCHATZ BEARINGS

Part Number	I.D.	O.D.	Width	Price Per Per Each
AF-1220	3/16	5/8	13/64	**$4.44**
AF-1622	1/4	11/16	5/16	**7.45**
AF-2028	5/16	7/8	5/16	**....**
AF-2434	3/8	1-1/16	7/16	**28.62**
AF-2436	3/8	1-1/8	7/16	**25.04**
AF-3236	1/2	1-1/8	7/16	**13.44**
AF-3244	1/2	1-3/8	1/2	**34.39**
AF-3248	1/2	1-1/2	11/16	**16.80**
AF-3252	1/2	1-5/8	9/16	**....**
AF-3256	1/2	1-3/4	5/8	**11.20**
AF-3268	1/2	2-1/8	3/4	**8.49**
AF-4040	5/8	1-1/4	7/16	**15.93**
AF-4044	5/8	1-3/8	15/32	**46.08**
AF-4048	5/8	1-1/2	31/64	**15.60**
AF-4052	5/8	1-5/8	9/16	**25.59**
AF-4056	5/8	1-3/4	5/8	**24.53**
AF-4864	3/4	2	9/16	**25.79**
AF-6464	1	2	5/8	**....**
AF-6468	1	2-1/8	7/8	**16.68**

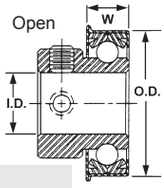

SCHATZ BEARINGS

Part Number	I.D.	O.D.	Width	Price Per Per Each
AFS-2429	3/8	29/32	11/16	**$15.68**
AFS-3236	1/2	1-1/8	3/4	**....**
AFS-4044	5/8	1-3/8	15/16	**78.71**
AFS-6464	1	2	1	**120.79**

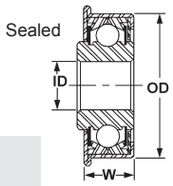

GENERAL SEALED BEARINGS

Part Number	I.D.	O.D.	Width	Price Per Per Each
TW-2	1/2	1-1/8	3/8	**$....**
TW-6	1/2	1-3/8	7/16	**....**
TW-7	5/8	1-3/8x	7/16	**46.48**
32264-88	5/8	1-3/8	7/16	**....**
TW-10	5/8	1-1/2	7/16	**42.41**
TW-18	3/4	1-3/4	9/16	**43.81**
TW-25	1	2	1/2	**....**
TW-29	1	2-1/2	5/8	....

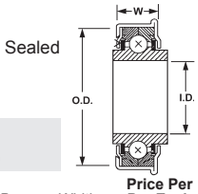

DON DYE SEALED BEARINGS

Part Number	I.D.	O.D.	Width	Price Per Per Each
12SF32	3/4	2	9/16	**$8.88**
14SF32	7/8	2	5/8	**10.39**
16SF32	1	2	5/8	**10.24**

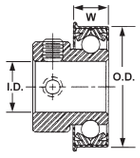

DON DYE BEARINGS
Shielded Has 2 Set Screws

Part Number	I.D.	O.D.	Width	Price Per Per Each
12ESF32	3/4	2	5/8	**$28.75**
14ESF32	7/8	2	5/8	**11.64**
16ESF32	1	2	5/8	**18.86**

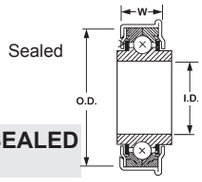

SCHATZ SHIELDED/SEALED BEARINGS

Part Number	I.D.	O.D.	Width	Price Per Per Each
8F18	1/2	1-1/8	7/16	**2.98**
8F22	1/2	1-3/8	7/16	**29.11**
8F24	1/2	1-1/2	7/16	**9.10**
10F22	5/8	1-3/8x	7/16	**....**
10F24	5/8	1-1/2	31/64	**10.14**
12F22	3/4	1-3/8	7/16	**3.31**
12F32	3/4	2	5/8	**8.12**

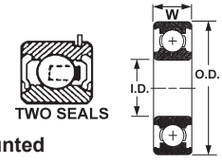

20000 SERIES RADIAL BALL BEARINGS
With Snap Ring Mounted

Part Number	I.D.	O.D.	Width	Price Per Per Each
S21808-88	1/2	1-1/8	3/8	**$....**

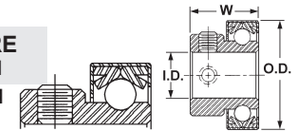

ROUND BORE
With Extended Inner Ring and 2 Set Screws

Part Number	I.D.	O.D.	Width	Price Per Per Each
AS-8088	1-1/4	2-3/4	1-1/4	**$21.91**

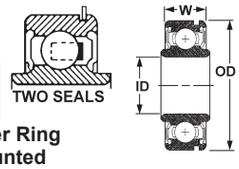

EXTRA LIGHT INCH SERIES
With Extended Inner Ring and Snap Ring Mounted

Part Number	I.D.	O.D.	Width	Price Per Per Each
S8602-88	5/8	1-3/4	3/4	**$....**
S8603-88	3/4	1-3/4	3/4	**....**
S8604-88	7/8	2	3/4	**....**
S8606-88	1-1/8	2-9/16	7/8	**....**
S8607-88	1-1/4	2-9/16	7/8	**....**
W512	3/4	1-3/4	3/4	**....**

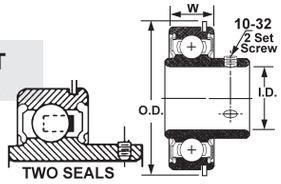

EXTRA LIGHT INCH SERIES
With Extended Inner Ring and 2 Set Screws

Part Number	I.D.	O.D.	Width	Price Per Per Each
S8701-88	1/2	1-3/4	1-3/32	**$....**
S8702-88	5/8	1-3/4	1-3/32	**....**
S8703-88	3/4	1-3/4	1-3/32	**....**
S8704-88	7/8	2	1-11/64	**....**
S8706-88	1	2	1-11/64	**....**
S8709-88	1-1/4	2-9/16	1-27/64	**....**

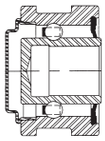

SCHATZ - SPECIAL TROUGHING CONVEYER BEARINGS

Part Number	I.D.	O.D.	Width	Price Per Per Each
CS-3574X6		HEX		**$47.88**

Prices subject to change without notice. **ASK FOR QUANTITY DISCOUNT**

IPTCI UCP PILLOW BLOCKS

Standard Duty. High shaft height with set screw lock.

- Cast iron housing
- Wide inner race bearing
- B-type or L3 type seals
- Available with high temp bearings

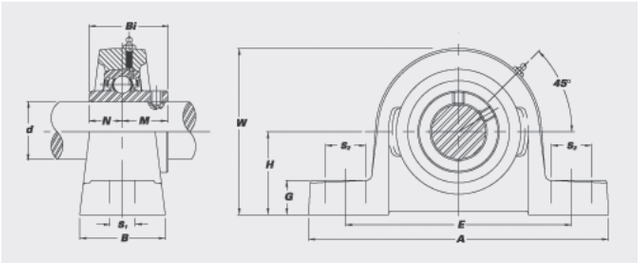

PART NUMBER	SEQUENCE NUMBER	SHAFT SIZE INCHES	SHAFT SIZE METRIC	M SHAFT CENTER HEIGHT INCHES	D C TO C INCHES	BOLT SIZE INCHES	HOUSING NUMBER	PRICE PER EACH
UCP 201	020770		12MM	1.1875	3.625	3/8	P203	$31.44
UCP 201-8	020771	1/2		1.1875	3.625	3/8	P203	30.28
UCP 202	020773		15MM	1.1875	3.625	3/8	P203	30.28
UCP 202-10	020772	5/8		1.1875	3.625	3/8	P203	39.00
UCP 203			17MM	1.1875	3.625	3/8	P203	Call
UCP 204-12	020774	3/4		1.312	3.750	3/8	P204	34.63
UCP 204	020776		20MM	1.312	3.750	3/8	P204	26.70
UCP 205-14	020778	7/8		1.437	4.125	3/8	P205	28.32
UCP 205-15	020779	15/16		1.437	4.125	3/8	P205	29.46
UCP 205	020782		25MM	1.437	4.125	3/8	P205	29.25
UCP 205-16	020780	1		1.437	4.125	3/8	P205	38.04
UCP 206-17	020784	1-116		1.687	4.750	1/2	P206	35.50
UCP 206-18	020785	1-1/8		1.687	4.750	1/2	P206	36.92
UCP 206	020791		30MM	1.687	4.750	1/2	P206	36.77
UCP 206-19	020787	1-3/16		1.687	4.750	1/2	P206	36.92
UCP 206-20	020789	1-1/4S		1.687	4.750	1/2	P206	45.27
UCP 207-20	020793	1-1/4		1.875	5	1/2	P207	57.05
UCP 207-21	020795	1-5/16		1.875	5	1/2	P207	44.39
UCP 207-22	020796	1-3/8		1.875	5	1/2	P207	54.60
UCP 207	020800		35MM	1.875	5	1/2	P207	44.17
UCP 207-23	020798	1-7/16		1.875	5	1/2	P207	57.05
UCP 208-24	020802	1-1/2		1.937	5.437	1/2	P208	66.30
UCP 208-25	020804	1-9/16		1.937	5.437	1/2	P208	52.89
UCP 208	020805		40MM	1.937	5.437	1/2	P208	69.24

Continued on next page

 © Baum Hydraulics Corporation

IPTCI UCP PILLOW BLOCKS

Standard Duty. High shaft height with set screw lock.

- Cast iron housing
- Wide inner race bearing
- B-type or L3 type seals
- Available with high temp bearings

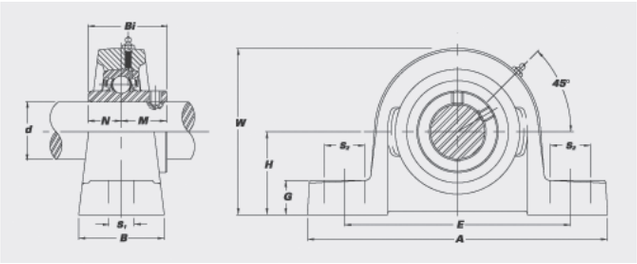

PART NUMBER	SEQUENCE NUMBER	SHAFT SIZE INCHES	SHAFT SIZE METRIC	M SHAFT CENTER HEIGHT INCHES	D C TO C INCHES	BOLT SIZE INCHES	HOUSING NUMBER	PRICE PER EACH
UCP 209-26	020807	1-5/8		2.125	5.750	1/2	P209	68.12
UCP 209-27	020809	1-11/16		2.125	5.750	1/2	P209	76.54
UCP 209-28	020811	1-3/4		2.125	5.750	1/2	P209	76.54
UCP 209	020813		45MM	2.125	5.750	1/2	P209	60.23
UCP 210-30	020815	1-7/8		2.250	6.250	5/8	P210	88.64
UCP 210-31	020816	1-15/16		2.250	6.250	5/8	P210	92.64
UCP 210	020821		50MM	2.250	6.250	5/8	P210	85.92
UCP 210-32	020818	2S		2.250	6.250	5/8	P210	82.11
UCP 211-32	020822	2		2.500	6.875	5/8	P211	110.19
UCP 211-34	020824	2-1/8		2.500	6.875	5/8	P211	84.71
UCP 211	020827		55MM	2.500	6.875	5/8	P211	87.87
UCP 211-35	020825	2-3/16		2.500	6.875	5/8	P211	84.71
UCP 212-36	020829	2-1/4		2.750	7.343	5/8	P212	118.77
UCP 212	020833		60MM	2.750	7.343	5/8	P212	118.73
UCP 212-38	020830	2-3/8		2.750	7.343	5/8	P212	114.22
UCP 212-39	020831	2-7/16		2.750	7.343	5/8	P212	142.76
UCP 213-40	020835	2-1/2		3	8.125	5/8	P213	201.36
UCP 213	020837		65MM	3	8.125	5/8	P213	160.15
UCP 214-43	020838	2-11/16		3	8.125	5/8	P214	253.03
UCP 214-44	020839	2-3/4		3	8.125	5/8	P214	194.28
UCP 214	020840		70MM	3	8.125	5/8	P214	249.14
UCP 215	020845		75MM	3.250	8.500	7/8	P215	235.41
UCP 215-48	020843	3		3.250	8.500	7/8	P215	248.20

IPTCI NAP PILLOW BLOCKS

Standard Duty. High shaft height with eccentric locking collar.

- Cast iron housing
- B-type or L3 type seals
- Wide inner race bearing

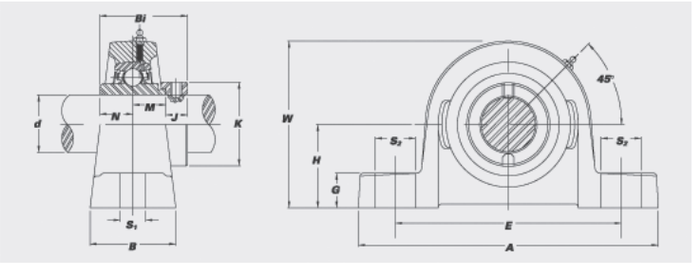

PART NUMBER	SEQUENCE NUMBER	SHAFT SIZE INCHES	SHAFT SIZE METRIC	M SHAFT CENTER HEIGHT INCHES	D C TO C INCHES	BOLT SIZE INCHES	HOUSING NUMBER	PRICE PER EACH
NAP 201			12MM	1.875	3.625	3/8	P203	Call
NAP 201-8	020000	1/2		1.875	3.625	3/8	P203	33.01
NAP 202			15MM	1.875	3.625	3/8	P203	Call
NAP 202-10	020001	5/8		1.875	3.625	3/8	P203	32.01
NAP 203			17MM	1.875	3.625	3/8	P203	Call
NAP 204-12	020002	3/4		1.312	3.750	3/8	P204	37.06
NAP 204	020004		20MM	1.312	3.750	3/8	P204	30.19
NAP 205-14	020005	7/8		1.437	4.125	3/8	P205	31.39
NAP 205-15	020006	15/16		1.437	4.125	3/8	P205	39.19
NAP 205	020009		25MM	1.437	4.125	3/8	P205	33.72
NAP 205-16	020007	1		1.437	4.125	3/8	P205	39.19
NAP 206-17	020010	1-116		1.687	4.750	1/2	P206	37.83
NAP 206-18	020011	1-1/8		1.687	4.750	1/2	P206	37.83
NAP 206	020016		30MM	1.687	4.750	1/2	P206	40.67
NAP 206-19	020012	1-3/16		1.687	4.750	1/2	P206	37.83
NAP 206-20	020014	1-1/4S		1.687	4.750	1/2	P206	48.52
NAP 207-20	020017	1-1/4		1.875	5	1/2	P207	60.94
NAP 207-21	020019	1-5/16		1.875	5	1/2	P207	46.12
NAP 207-22	020020	1-3/8		1.875	5	1/2	P207	57.91
NAP 207	020024		35MM	1.875	5	1/2	P207	49.55
NAP 207-23	020022	1-7/16		1.875	5	1/2	P207	54.12
NAP 208-24	020025	1-1/2		1.937	5.437	1/2	P208	56.71
NAP 208-25	020027	1-9/16		1.937	5.437	1/2	P208	54.53
NAP 208	020028		40MM	1.937	5.437	1/2	P208	58.62

Continued on next page

 © Baum Hydraulics Corporation

IPTCI NAP PILLOW BLOCKS

Standard Duty. High shaft height with eccentric locking collar.

- Cast iron housing
- B-type or L3 type seals
- Wide inner race bearing

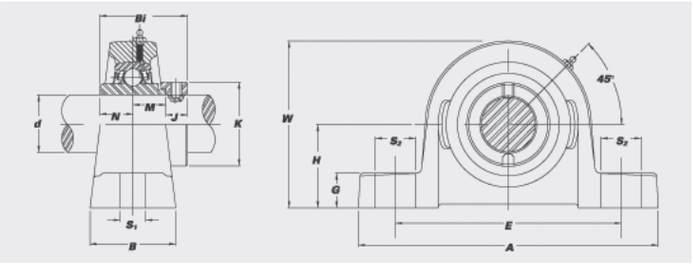

PART NUMBER	SEQUENCE NUMBER	SHAFT SIZE INCHES	SHAFT SIZE METRIC	M SHAFT CENTER HEIGHT INCHES	D C TO C INCHES	BOLT SIZE INCHES	HOUSING NUMBER	PRICE PER EACH
NAP 209-26	020029	1-5/8		2.125	5.750	1/2	P209	78.38
NAP 209-27	020031	1-11/16		2.125	5.750	1/2	P209	81.90
NAP 209-28	020033	1-3/4		2.125	5.750	1/2	P209	81.90
NAP 209	020035		45MM	2.125	5.750	1/2	P209	66.92
NAP 210-30	020036	1-7/8		2.250	6.250	5/8	P210	75.76
NAP 210-31	020037	1-15/16		2.250	6.250	5/8	P210	75.76
NAP 210	020041		50MM	2.250	6.250	5/8	P210	81.42
NAP 210-32	020039	2S		2.250	6.250	5/8	P210	78.80
NAP 211-32	020042	2		2.500	6.875	5/8	P211	119.94
NAP 211-34	020044	2-1/8		2.500	6.875	5/8	P211	91.93
NAP 211			55MM	2.500	6.875	5/8	P211	Call
NAP 211-35	020045	2-3/16		2.500	6.875	5/8	P211	91.93
NAP 212-36	020047	2-1/4		2.750	7.343	5/8	P212	161.43
NAP 212			60MM	2.750	7.343	5/8	P212	Call
NAP 212-38	020048	2-3/8		2.750	7.343	5/8	P212	139.04
NAP 212-39	020049	2-7/16		2.750	7.343	5/8	P212	173.56
NAP 213-40	020051	2-1/2		3	8.125	5/8	P213	184.33
NAP 213			65MM	3	8.125	5/8	P213	Call
NAP 215			75MM	3.250	8.500	7/8	P215	Call
NAP 215-48	020054	3		3.250	8.500	7/8	P215	239.29

IPTCI UCPL PILLOW BLOCKS

Standard Duty. Low shaft height with set screw lock.

- Cast iron housing
- B-type or L3 type seals
- Wide inner race bearing

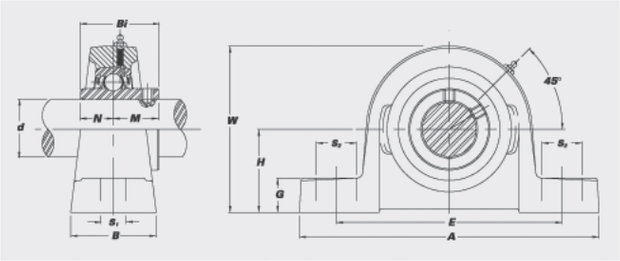

PART NUMBER	SEQUENCE NUMBER	SHAFT SIZE INCHES	SHAFT SIZE METRIC	M SHAFT CENTER HEIGHT INCHES	D C TO C INCHES	BOLT SIZE INCHES	HOUSING NUMBER	PRICE PER EACH
UCPL 201	020056		12MM	1.062	3.625	3/8	PL 203	31.44
UCPL 201-8	020057	1/2		1.062	3.625	3/8	PL 203	30.29
UCPL 202	020059		15MM	1.062	3.625	3/8	PL203	30.28
UCPL 202-10	020058	5/8		1.062	3.625	3/8	PL 203	29.18
UCPL 203	020060		17MM	1.062	3.625	3/8	PL 203	35.19
UCPL 204-12	020061	3/4		1.250	3.750	3/8	PL 204	25.75
UCPL 204	020063		20MM	1.250	3.750	3/8	PL 204	26.70
UCPL 205-14	020065	7/8		1.312	4.125	3/8	PL 205	38.04
UCPL 205-15	020066	15/16		1.312	4.125	3/8	PL 205	28.32
UCPL 205	020069		25MM	1.312	4.125	3/8	PL 205	29.25
UCPL 205-16	020067	1		1.312	4.125	3/8	PL 205	28.31
UCPL 206-17	020071	1-1/16		1.562	4.750	1/2	PL 206	35.50
UCPL 206-18	020072	1-1/8		1.562	4.750	1/2	PL 206	35.50
UCPL 206	020078		30MM	1.562	4.750	1/2	PL 206	36.77
UCPL 206-19	020074	1-3/16		1.562	4.750	1/2	PL 206	35.48
UCPL 206-20	020076	1-1/4S		1.562	4.750	1/2	PL 206	45.27
UCPL 207-20	020080	1-1/4		1.812	5	1/2	PL 207	57.05
UCPL 207-21	020082	1-5/16		1.812	5	1/2	PL 207	42.69
UCPL 207-22	020083	1-3/8		1.812	5	1/2	PL 207	54.60
UCPL 207	020087		35MM	1.812	5	1/2	PL 207	44.17
UCPL 207-23	020085	1-7/16		1.812	5	1/2	PL 207	42.68

Continued on next page

 © Baum Hydraulics Corporation

IPTCI UCPL PILLOW BLOCKS

Standard Duty. Low shaft height with set screw lock.

- Cast iron housing
- B-type or L3 type seals
- Wide inner race bearing

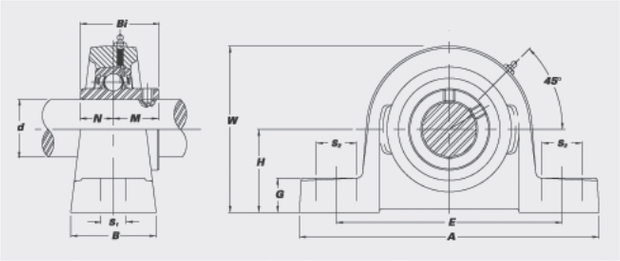

PART NUMBER	SEQUENCE NUMBER	SHAFT SIZE INCHES	SHAFT SIZE METRIC	M SHAFT CENTER HEIGHT INCHES	D C TO C INCHES	BOLT SIZE INCHES	HOUSING NUMBER	PRICE PER EACH
UCPL 208-24	020089	1-1/2		1.937	5.437	1/2	PL 208	$....
UCPL 208-25	020091	1-9/16		1.937	5.437	1/2	PL 208	50.86
UCPL 208	020092		40MM	1.937	5.437	1/2	PL 208	52.73
UCPL 209-26	020094	1-5/8		2.062	5.750	1/2	PL 209	73.26
UCPL 209-27	020096	1-11/16		2.062	5.750	1/2	PL 209	58.19
UCPL 209-28	020098	1-3/4		2.062	5.750	1/2	PL 209	76.54
UCPL 209	020100		45MM	2.062	5.750	1/2	PL 209	60.23
UCPL 210-30	020102	1-7/8		2.187	6.250	5/8	PL 210	70.05
UCPL 210-31	020103	1-15/16		2.187	6.250	5/8	PL 210	92.64
UCPL 210	020107		50MM	2.187	6.250	5/8	PL 210	72.58
UCPL 210-32	020105	2S		2.187	6.250	5/8	PL 210	70.04
UCPL 211-32	020109	2		2.437	7	5/8	PL 211	84.70
UCPL 211-34	020111	2-1/8		2.437	7	5/8	PL 211	84.71
UCPL 211	020114		55MM	2.437	7	5/8	PL 211	87.87
UCPL 211-35	020112	2-3/16		2.437	7	5/8	PL 211	84.70
UCPL 212-36	020116	2-1/4		2.687	7.375	5/8	PL 212	149.19
UCPL 212	020120		60MM	2.687	7.375	5/8	PL 212	137.17
UCPL 212-38	020117	2-3/8		2.687	7.375	5/8	PL 212	118.78
UCPL 212-39	020118	2-7/16		2.687	7.375	5/8	PL 212	114.21
UCPL 213-40	020122	2-1/2		2.687	7.625	5/8	PL 213	154.25
UCPL 213	020124		65MM	2.687	7.625	5/8	PL 213	160.15
UCPL 215-47	020125	2-15/16		3.250	8.500	7/8	PL 215	293.50
UCPL 215	020129		75MM	3.250	8.500	7/8	PL 215	235.41
UCPL 215-48	020127	3		3.250	8.500	7/8	PL 215	226.06

IPTCI NAPL PILLOW BLOCKS

Standard Duty. Low shaft height with eccentric locking collar.

- Cast iron housing
- B-type or L3 type seals
- Wide inner race bearing

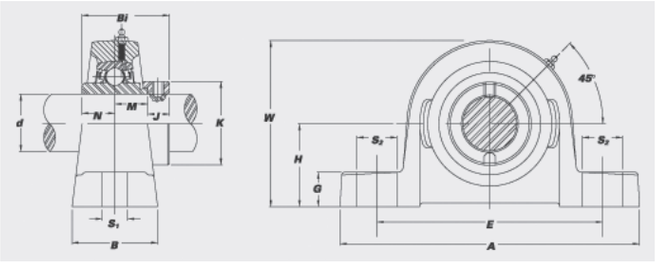

PART NUMBER	SEQUENCE NUMBER	SHAFT SIZE INCHES	SHAFT SIZE METRIC	M SHAFT CENTER HEIGHT INCHES	D C TO C INCHES	BOLT SIZE INCHES	HOUSING NUMBER	PRICE PER EACH
NAPL 201			12MM	1.062	3.625	3/8	PL 203	Call
NAPL 201-8	020130	1/2		1.062	3.625	3/8	PL 203	33.01
NAPL 202			15MM	1.062	3.625	3/8	PL203	Call
NAPL 202-10	020131	5/8		1.062	3.625	3/8	PL 203	32.01
NAPL 203			17MM	1.062	3.625	3/8	PL 203	Call
NAPL 204-12	020132	3/4		1.250	3.750	3/8	PL 204	27.99
NAPL 204	020134		20MM	1.250	3.750	3/8	PL 204	30.19
NAPL 205-14	020135	7/8		1.312	4.125	3/8	PL 205	39.19
NAPL 205-15	020136	15/16		1.312	4.125	3/8	PL 205	31.38
NAPL 205	020139		25MM	1.312	4.125	3/8	PL 205	33.72
NAPL 205-16	020137	1		1.312	4.125	3/8	PL 205	40.95
NAPL 206-17	020140	1-1/16		1.562	4.750	1/2	PL 206	37.83
NAPL 206-18	020141	1-1/8		1.562	4.750	1/2	PL 206	37.83
NAPL 206	020146		30MM	1.562	4.750	1/2	PL 206	40.67
NAPL 206-19	020142	1-3/16		1.562	4.750	1/2	PL 206	48.52
NAPL 206-20	020144	1-1/4S		1.562	4.750	1/2	PL 206	48.52
NAPL 207-20	020147	1-1/4		1.812	5	1/2	PL 207	60.94
NAPL 207-21	020149	1-5/16		1.812	5	1/2	PL 207	46.12
NAPL 207-22	020150	1-3/8		1.812	5	1/2	PL 207	58.33
NAPL 207	020154		35MM	1.812	5	1/2	PL 207	49.55
NAPL 207-23	020152	1-7/16		1.812	5	1/2	PL 207	60.94

Continued on next page

 © Baum Hydraulics Corporation

IPTCI NAPL PILLOW BLOCKS

Standard Duty. Low shaft height with eccentric locking collar.

- Cast iron housing
- B-type or L3 type seals
- Wide inner race bearing

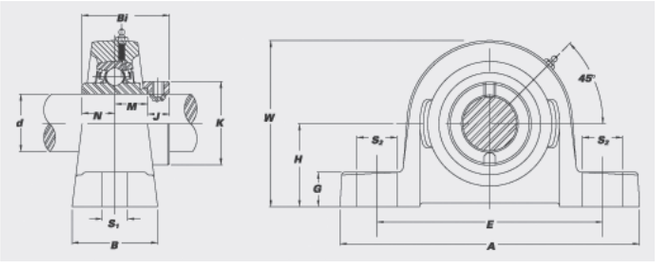

PART NUMBER	SEQUENCE NUMBER	SHAFT SIZE INCHES	SHAFT SIZE METRIC	M SHAFT CENTER HEIGHT INCHES	D C TO C INCHES	BOLT SIZE INCHES	HOUSING NUMBER	PRICE PER EACH
NAPL 208-25	020157	1-9/16		1.937	5.437	1/2	PL 208	54.53
NAPL 208	020158		40MM	1.937	5.437	1/2	PL 208	73.26
NAPL 209-26	020159	1-5/8		2.062	5.750	1/2	PL 209	62.25
NAPL 209-27	020161	1-11/16		2.062	5.750	1/2	PL 209	62.24
NAPL 209-28	020163	1-3/4		2.062	5.750	1/2	PL 209	81.90
NAPL 209	020165		45MM	2.062	5.750	1/2	PL 209	83.53
NAPL 210-30	020166	1-7/8		2.187	6.250	5/8	PL 210	98.96
NAPL 210-31	020167	1-15/16		2.187	6.250	5/8	PL 210	94.71
NAPL 210	020171		50MM	2.187	6.250	5/8	PL 210	81.42
NAPL 210-32	020169	2S		2.187	6.250	5/8	PL 210	75.77
NAPL 211-32	020172	2		2.437	7	5/8	PL 211	91.92
NAPL 211-34	020174	2-1/8		2.437	7	5/8	PL 211	91.93
NAPL 211			55MM	2.437	7	5/8	PL 211	Call
NAPL 211-35	020175	2-3/16		2.437	7	5/8	PL 211	91.92
NAPL 212-36	020177	2-1/4		2.687	7.375	5/8	PL 212	173.56
NAPL 212			60MM	2.687	7.375	5/8	PL 212	Call
NAPL 212-38	020178	2-3/8		2.687	7.375	5/8	PL 212	139.04
NAPL 212-39	020179	2-7/16		2.687	7.375	5/8	PL 212	173.56
NAPL 213-40	020181	2-1/2		2.687	7.625	5/8	PL 213	184.33
NAPL 213			65MM	2.687	7.625	5/8	PL 213	Call
NAPL 215-47	020182	2-15/16		3.250	8.500	7/8	PL 215	239.30
NAPL 215			75MM	3.250	8.500	7/8	PL 215	Call
NAPL 215-48	020184	3		3.250	8.500	7/8	PL 215	239.29

IPTCI UCPX PILLOW BLOCKS

Medium duty with set screw lock.

- Wide inner race bearing with greater load carrying capacity than standard duty
- Cast iron housing
- B-type seals L3-type seals available in some sizes

PART NUMBER	SEQUENCE NUMBER	SHAFT SIZE INCHES	SHAFT SIZE METRIC	M SHAFT CENTER HEIGHT INCHES	D C TO C INCHES	BOLT SIZE INCHES	HOUSING NUMBER	PRICE PER EACH
UCP X05-14	020944	7/8		1.687	4.750	1/2	P X05	37.92
UCP X05-15	020945	15/16		1.687	4.750	1/2	P X05	37.92
UCP X05	020948		25MM	1.687	4.750	1/2	P X05	56.84
UCP X05-16	020946	1		1.687	4.750	1/2	P X05	39.43
UCP X06-18	020949	1-1/8		1.875	5	1/2	P 207	45.57
UCP X06	020953		30MM	1.875	5	1/2	P 207	75.96
UCP X06-19	020950	1-3/16		1.875	5	1/2	P 207	45.57
UCP X06-20	020951	1-1/4		1.875	5	1/2	P 207	57.40
UCP X07-22	020954	1-3/8		2.125	5.531	1/2	P X07	56.32
UCP X07	020957		35MM	2.125	5.531	1/2	P X07	90.18
UCP X07-23	020955	1-7/16		2.125	5.531	1/2	P X07	71.40
UCP X08-24	020958	1-1/2		2.125	5.750	1/2	P 209	62.10
UCP X08	020960		40MM	2.125	5.750	1/2	P 209	97.40
UCP X09-26	020961	1-5/8		2.250	6.250	5/8	P 210	74.88
UCP X09-27	020962	1-11/16		2.250	6.250	5/8	P 210	97.52
UCP X09-28	020963	1-3/4		2.250	6.250	5/8	P 210	77.88
UCP X09	020965		45MM	2.250	6.250	5/8	P 210	110.21
UCP X10-30	020966	1-7/8		2.500	6.875	5/8	P 211	90.81
UCP X10-31	020967	1-15/16		2.500	6.875	5/8	P 211	94.45
UCP X10	020971		50MM	2.500	6.875	5/8	P 211	135.58
UCP X11-34	020972	2-1/8		2.750	7.343	5/8	P 212	162.48
UCP X11	020976		55MM	2.750	7.434	5/8	P 212	162.48
UCP X11-35	020973	2-3/16		2.750	7.434	5/8	P 212	122.78
UCP X11-36	020975	2-1/4		2.750	7.434	5/8	P 212	114.22
UCP X12	020980		60MM	3	8.125	5/8	P X12	217.43
UCP X12-38	020977	2-3/8		3	8.125	5/8	P X12	165.38
UCP X12-39	020978	2-7/16		3	8.125	5/8	P X12	165.38
UCP X13-40	020981	2-1/2		3	8.125	5/8	P X13	219.28
UCP X13	020983		65MM	3	8.125	5/8	P X13	240.05
UCP X14-43	020984	2-11/16		3.500	9	7/8	P X14	338.85
UCP X14-44		2-3/4		3.500	9	7/8	P X14	Call
UCP X14	020985		70MM	3.500	9	7/8	PX14	285.21
UCP X15	020990		75MM	3.500	9.125	7/8	P X15	333.59
UCP X15-47	020986	2-15/16		3.500	9.125	7/8	P X15	310.40
UCP X15-48	020988	3		3.500	9.125	7/8	P X15	387.10
UCP X17			85MM	4	11.062	7/8	P X17	Call
UCP X17-55	020991	3-7/16		4	11.062	7/8	P X17	502.95
UCP X17-56	020992	3-1/2		4	11.062	7/8	P X17	539.94
UCP X20			100MM	5	13.250	1	P X20	Call
UCP X20-63	020993	3-15/16		5	13.250	1	P X20	962.55
UCP X20-64	020994	4		5	13.250	1	P X20	962.55

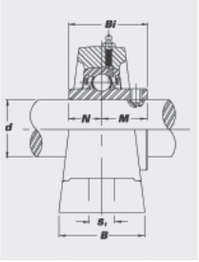

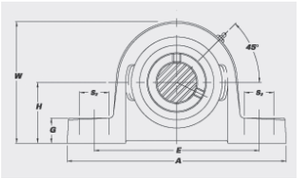

ASK FOR QUANTITY DISCOUNT *Prices subject to change without notice.*

BAUM HYDRAULICS CORPORATION
1-800-228-9222 / e-mail: sales@baumhydraulics.com
Fax: 1-800-832-2522 / www.baumhydraulics.com / © Baum Hydraulics Corporation

IPTCI UCF 4-BOLT FLANGE UNITS

Standard duty with set screw lock.

- Cast iron housing
- Wide inner race bearing
- B-type or L3 type seals
- Available with high temp bearing

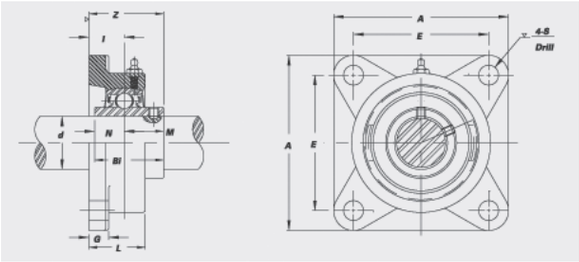

PART NUMBER	SEQUENCE NUMBER	SHAFT SIZE INCHES	SHAFT SIZE METRIC	M SHAFT CENTER HEIGHT INCHES	D C TO C INCHES	BOLT SIZE INCHES	HOUSING NUMBER	PRICE PER EACH
UCF 201	020995		12MM	3	2.125	3/8	F 203	30.12
UCF 201-8	020996	1/2		3	2.125	3/8	F 203	28.95
UCF 202	020998		15MM	3	2.125	3/8	F 203	28.95
UCF 202-10	020997	5/8		3	2.125	3/8	F 203	27.84
UCF 203	020999		17MM	3	2.125	3/8	F 203	33.86
UCF 204-12	021000	3/4		3.375	2.500	3/8	F 204	27.06
UCF 204	021002		20MM	3.375	2.500	3/8	F 204	26.37
UCF 205-14	021004	7/8		3.750	2.750	3/8	F 205	26.76
UCF 205-15	021005	15/16		3.750	2.750	3/8	F 205	26.76
UCF 205	021008		25MM	3.750	2.750	3/8	F 205	27.68
UCF 205-16	021006	1		3.750	2.750	3/8	F 205	36.07
UCF 206-17	021010	1-1/16		4.250	3.250	7/16	F 206	33.93
UCF 206-18	021011	1-1/8		4.250	3.250	7/16	F 206	35.27
UCF 206	021017		30MM	4.250	3.250	7/16	F 206	35.19
UCF 206-19	021013	1-3/16		4.250	3.250	7/16	F 206	42.46
UCF 206-20	021015	1-1/4S		4.250	3.250	7/16	F 206	44.36
UCF 207-20	021019	1-1/4		4.593	3.625	7/16	F 207	53.64
UCF 207-21	021021	1-5/16		4.593	3.625	7/16	F 207	40.82
UCF 207-22	021022	1-3/8		4.593	3.625	7/16	F 207	53.64
UCF 207	021026		35MM	4.593	3.625	7/16	F 207	55.59
UCF 207-23	021024	1-7/16		4.593	3.625	7/16	F 207	51.32
UCF 208-24	021028	1-1/2		5.125	4	1/2	F 208	64.36
UCF 208-25	021030	1-9/16		5.125	4	1/2	F 208	64.36
UCF 208	021031		40MM	5.125	4	1/2	F 208	58.79

Continued on next page

 © Baum Hydraulics Corporation

IPTCI UCF 4-BOLT FLANGE UNITS

Standard duty with set screw lock.

- Cast iron housing
- Wide inner race bearing
- B-type or L3 type seals
- Available with high temp bearing

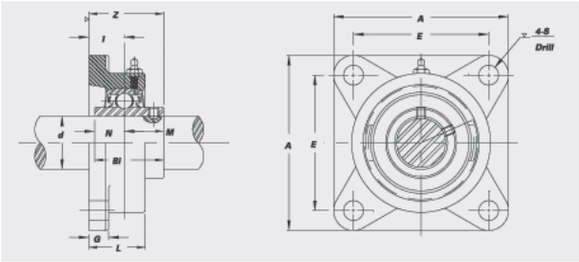

PART NUMBER	SEQUENCE NUMBER	SHAFT SIZE INCHES	SHAFT SIZE METRIC	M SHAFT CENTER HEIGHT INCHES	D C TO C INCHES	BOLT SIZE INCHES	HOUSING NUMBER	PRICE PER EACH
UCF 209-26	021033	1-5/8		5.406	4.125	9/16	F 209	54.92
UCF 209-27	021035	1-11/16		5.406	4.125	9/16	F 209	72.65
UCF 209-28	021037	1-3/4		5.406	4.125	9/16	F 209	72.65
UCF 209	021039		45MM	5.406	4.125	9/16	F 209	71.40
UCF 210-30	021041	1-7/8		5.625	4.375	9/19	F 210	67.18
UCF 210-31	021042	1-15/16		5.625	4.375	9/16	F 210	87.28
UCF 210	021046		50MM	5.625	4.375	9/16	F 210	91.66
UCF 210-32	021044	2S		5.625	4.375	9/16	F 210	87.28
UCF 211-32	021048	2		6.500	5.125	5/8	F 211	107.25
UCF 211-34	021050	2-1/8		6.500	5.125	5/8	F 211	82.55
UCF 211	021053		55MM	6.500	5.125	5/8	F 211	85.76
UCF 211-35	021051	2-3/16		6.500	5.125	5/8	F 211	107.25
UCF 212-36	021055	2-1/4		6.875	5.625	5/8	F 212	117.78
UCF 212	021059		60MM	6.875	5.625	5/8	F 212	117.78
UCF 212-38	021056	2-3/8		6.875	5.625	5/8	F 212	117.80
UCF 212-39	021057	2-7/16		6.875	5.625	5/8	F 212	146.74
UCF 213-40	021061	2-1/2		7.375	5.875	5/8	F 213	187.71
UCF 213	021063		65MM	7.375	5.875	5/8	F 213	150.23
UCF 214-43	021064	2-11/16		7.593	5.984	11/16	F 214	236.95
UCF 214-44	021065	2-3/4		7.593	5.984	11/16	F 214	226.74
UCF 214	021066		70MM	7.593	5.984	11/16	F 214	192.22
UCF 215-47	021067	2-15/16		7.875	6.250	11/16	F 215	276.20
UCF 215	021071		75MM	7.875	6.250	11/16	F 215	230.91
UCF 215-48	021069	3		7.875	6.250	11/16	F 215	221.56

 © Baum Hydraulics Corporation

IPTCI NANF 4-BOLT FLANGE UNITS

Standard duty with eccentric locking collar.

- Cast iron housing
- Wide inner race bearing
- B-type or L3 type seals

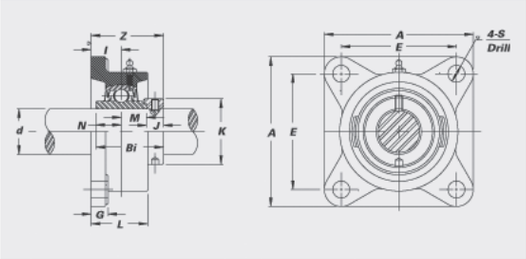

PART NUMBER	SEQUENCE NUMBER	SHAFT SIZE INCHES	SHAFT SIZE METRIC	M SHAFT CENTER HEIGHT INCHES	D C TO C INCHES	BOLT SIZE INCHES	HOUSING NUMBER	PRICE PER EACH
NANF 201			12MM	3	2.125	3/8	F 203	Call
NANF 201-8	020280	1/2		3	2.125	3/8	F 203	31.68
NANF 202			15MM	3	2.125	3/8	F 203	Call
NANF 202-10	020281	5/8		3	2.125	3/8	F 203	30.65
NANF 203			17MM	3	2.125	3/8	F 203	Call
NANF 204-12	020282	3/4		3.375	2.500	3/8	NF 204	28.24
NANF 204	020284		20MM	3.375	2.500	3/8	NF 204	29.34
NANF 205-14	020285	7/8		3.750	2.750	3/8	NF 205	29.72
NANF 205-15	020286	15/16		3.750	2.750	3/8	NF 205	29.73
NANF 205	020289		25MM	3.750	2.750	3/8	NF 205	32.06
NANF 205-16	020287	1		3.750	2.750	3/8	NF 205	32.66
NANF 206-17	020290	1-1/16		4.250	3.250	7/16	NF 206	36.60
NANF 206-18	020291	1-1/8		4.250	3.250	7/16	NF 206	42.92
NANF 206	020296		30MM	4.250	3.250	7/16	NF 206	39.52
NANF 206-19	020292	1-3/16		4.250	3.250	7/16	NF 206	36.60
NANF 206-20	020294	1-1/4S		4.250	3.250	7/16	NF 206	48.28
NANF 207-20	020297	1-1/4		4.593	3.625	7/16	NF 207	58.01
NANF 207-21	020299	1-5/16		4.593	3.625	7/16	NF 207	44.09
NANF 207-22	020300	1-3/8		4.593	3.625	7/16	NF 207	58.01
NANF 207	020304		35MM	4.593	3.625	7/16	NF 207	49.59
NANF 207-23	020302	1-7/16		4.593	3.625	7/16	NF 207	44.10

Continued on next page

IPTCI NANF 4-BOLT FLANGE UNITS

Standard duty with eccentric locking collar.

- Cast iron housing
- Wide inner race bearing
- B-type or L3 type seals

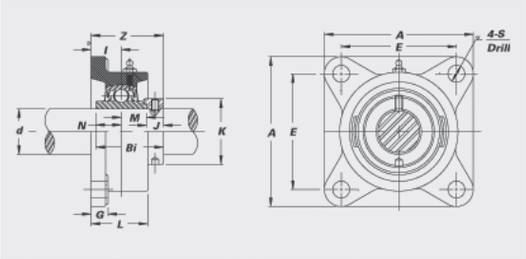

PART NUMBER	SEQUENCE NUMBER	SHAFT SIZE INCHES	SHAFT SIZE METRIC	M SHAFT CENTER HEIGHT INCHES	D C TO C INCHES	BOLT SIZE INCHES	HOUSING NUMBER	PRICE PER EACH
NANF 208-24	020305	1-1/2		5.125	4	1/2	NF 208	69.24
NANF 208-25	020307	1-9/16		5.125	4	1/2	NF 208	52.36
NANF 208	020308		40MM	5.125	4	1/2	NF 208	56.53
NANF 209-26	020309	1-5/8		5.406	4.125	9/16	NF 209	58.97
NANF 209-27	020311	1-11/16		5.406	4.125	9/16	NF 209	58.97
NANF 209-28	020313	1-3/4		5.406	4.125	9/16	NF 209	78.01
NANF 209	020315		45MM	5.406	4.125	9/16	NF 209	69.98
NANF 210-30	020316	1-7/8		5.625	4.375	9/16	NF 210	72.87
NANF 210-31	020317	1-15/16		5.625	4.375	9/16	NF 210	95.55
NANF 210	020321		50MM	5.625	4.375	9/16	NF 210	86.78
NANF 210-32	020319	2S		5.625	4.375	9/16	NF 210	75.79
NANF 211-32	020322	2		6.375	5.125	5/8	NF 211	117.49
NANF 211-34	020324	2-1/8		6.375	5.125	5/8	NF 211	98.91
NANF 211			55MM	6.375	5.125	5/8	NF 211	Call
NANF 211-35	020325	2-3/16		6.375	5.125	5/8	NF 211	117.49
NANF 212-36	020327	2-1/4		6.875	5.625	5/8	NF 212	180.41
NANF 212			60MM	6.875	5.625	5/8	NF 212	Call
NANF 212-38	020328	2-3/8		6.875	5.625	5/8	NF 212	138.10
NANF 212-39	020329	2-7/16		6.875	5.625	5/8	NF 212	180.41
NANF 213-40	020331	2-1/2		7.375	5.875	3/4	NF 213	216.96
NANF 213			65MM	7.375	5.875	3/4	NF 213	Call
NANF 215-47	020332	2-15/16		7.750	6	3/4	NF 215	304.22
NANF 215			75MM	7.750	6	3/4	NF 215	Call
NANF 215-48	020334	3		7.750	6	3/4	NF 215	291.13

ASK FOR QUANTITY DISCOUNT *Prices subject to change without notice.*

 © Baum Hydraulics Corporation

IPTCI SBF 4-BOLT FLANGE UNITS

- Cast iron housing
- Narrow inner race bearing
- k-type seals
- Set screw lock

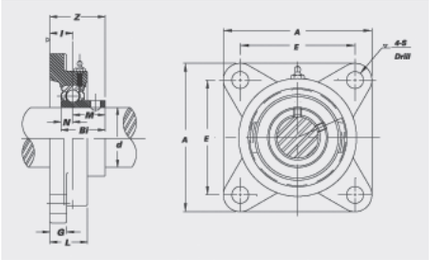

PART NUMBER	SEQUENCE NUMBER	SHAFT SIZE INCHES	SHAFT SIZE METRIC	M SHAFT CENTER HEIGHT INCHES	D C TO C INCHES	BOLT SIZE INCHES	HOUSING NUMBER	PRICE PER EACH
SBF 201			12MM	3	2.125	3/8	F 203	Call
SBF 201-8	021072	1/2		3	2.125	3/8	F 203	26.76
SBF 202	021074		15MM	3	2.125	3/8	F 203	27.78
SBF 202-10	021073	5/8		3	2.125	3/8	F 203	26.76
SBF 203	021075		17MM	3	2.125	3/8	F 203	32.84
SBF 204-12	021076	3/4		3.375	2.500	3/8	F 204	29.41
SBF 204	021077		20MM	3.375	2.500	3/8	F 204	24.73
SBF 205-14	021078	7/8		3.750	2.750	3/8	F 205	26.14
SBF 205-15	021079	15/16		3.750	2.750	3/8	F 205	26.14
SBF 205	021081		25MM	3.750	2.750	3/8	F 205	27.06
SBF 205-16	021080	1		3.750	2.750	3/8	F 205	24.29
SBF 206-17	021082	1-1/16		4.125	3.125	7/16	F 206	33.01
SBF 206-18	021083	1-1/8		4.125	3.125	7/16	F 206	33.01
SBF 206	021086		30MM	4.125	3.125	7/16	F 206	34.24
SBF 206-19	021084	1-3/16		4.125	3.125	7/16	F 206	43.40
SBF 206-20	021085	1-1/4S		4.125	3.125	7/16	F 206	33.01
SBF 207-20	021087	1-1/4		4.593	3.625	7/16	F 207	46.31
SBF 207-21	021088	1-5/16		4.593	3.625	7/16	F 207	39.40
SBF 207-22	021089	1-3/8		4.593	3.625	7/16	F 207	39.40
SBF 207	021091		35MM	4.593	3.625	7/16	F 207	40.77
SBF 207-23	021090	1-7/16		4.593	3.625	7/16	F 207	39.40
SBF 208-24	021092	1-1/2		5.125	4	1/2	F 208	59.96
SBF 208-25		1-9/16		5.125	4	1/2	F 208	Call
SBF 208	021093		40MM	5.125	4	1/2	F 208	48.23

 © Baum Hydraulics Corporation

IPTCI SAF 4-BOLT FLANGE UNITS

- Cast iron housing
- Narrow inner race bearing
- K-type seals
- Eccentric locking collar

PART NUMBER	SEQUENCE NUMBER	SHAFT SIZE INCHES	SHAFT SIZE METRIC	M SHAFT CENTER HEIGHT INCHES	D C TO C INCHES	BOLT SIZE INCHES	HOUSING NUMBER	PRICE PER EACH
SAF 201			12MM	3	2.125	3/8	F 203	Call
SAF 201-8	021094	1/2		3	2.125	3/8	F 203	31.75
SAF 202			15MM	3	2.125	3/8	F 203	Call
SAF 202-10	021095	5/8		3	2.125	3/8	F 203	35.46
SAF 203			17MM	3	2.125	3/8	F 203	Call
SAF 204-12	021096	3/4		3.375	2.500	3/8	F 204	26.05
SAF 204	021097		20MM	3.375	2.500	3/8	F 204	28.06
SAF 205-14	021098	7/8		3.750	2.750	3/8	F 205	33.59
SAF 205-15	021099	15/16		3.750	2.750	3/8	F 205	29.30
SAF 205	021101		25MM	3.750	2.750	3/8	F 205	31.53
SAF 205-16	021100	1		3.750	2.750	3/8	F 205	36.07
SAF 206-17	021102	1-1/16		4.250	3.250	7/16	F 206	28.18
SAF 206-18	021103	1-1/8		4.250	3.250	7/16	F 206	39.19
SAF 206	021106		30MM	4.250	3.250	7/16	F 206	38.12
SAF 206-19	021104	1-3/16		4.250	3.250	7/16	F 206	33.99
SAF 206-20	021105	1-1/4S		4.250	3.250	7/16	F 206	44.36
SAF 207-20	021107	1-1/4		4.593	3.625	7/16	F 207	47.29
SAF 207-21	021108	1-5/16		4.593	3.625	7/16	F 207	41.20
SAF 207-22	021109	1-3/8		4.593	3.625	7/16	F 207	54.60
SAF 207			35MM	4.593	3.625	7/16	F 207	Call
SAF 207-23	021110	1-7/16		4.593	3.625	7/16	F 207	41.20
SAF 208-24	021111	1-1/2		5.125	4	1/2	F 208	59.96
SAF 208-25	021112	1-9/16		5.125	4	1/2	F 208	49.61
SAF 208			40MM	5.125	4	1/2	F 208	Call
SAF 209-26	021113	1-5/8		5.406	4.125	9/16	F 209	56.56
SAF 209-27	021114	1-11/16		5.406	4.125	9/16	F 209	47.40
SAF 209-28	021115	1-3/4		5.406	4.125	9/16	F 209	61.93
SAF 209			45MM	5.406	4.125	9/16	F 209	Call
SAF 210-30	021116	1-7/8		5.625	4.375	9/16	F 210	65.99
SAF 210-31	021117	1-15/16		5.625	4.375	9/16	F 210	73.63
SAF 210			50MM	5.625	4.375	9/16	F 210	Call
SAF 210-32	021118	2S		5.625	4.375	9/16	F 210	73.63
SAF 211-32	021119	2		6.500	5.125	5/8	F 211	98.96
SAF 211-34		2-1/8		6.500	5.125	5/8	F 211	Call
SAF 211			55MM	6.500	5.125	5/8	F 211	Call
SAF 211-35	021120	2-3/16		6.500	5.125	5/8	F 211	75.70

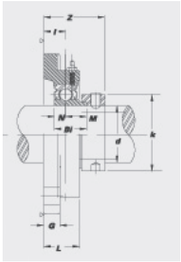

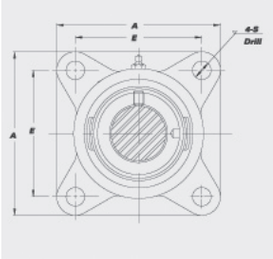

ASK FOR QUANTITY DISCOUNT *Prices subject to change without notice.*

 © Baum Hydraulics Corporation

IPTCI UCFX 4-BOLT FLANGE UNITS

Medium duty with set screw lock.

- Wide inner race bearing with greater load carrying capacity than standard duty
- Cast iron housing
- B-type seals L3-type seals available in some sizes

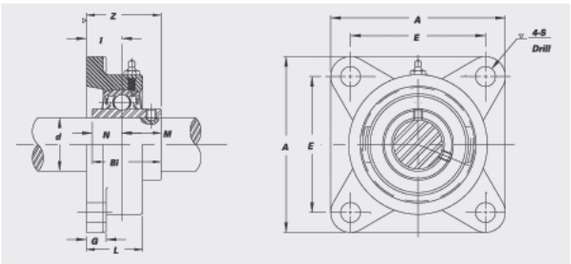

PART NUMBER	SEQUENCE NUMBER	SHAFT SIZE INCHES	SHAFT SIZE METRIC	M SHAFT CENTER HEIGHT INCHES	D C TO C INCHES	BOLT SIZE INCHES	HOUSING NUMBER	PRICE PER EACH
UCF X05-14	021121	7/8		4.250	3.250	7/16	F 206	37.91
UCF X05-15	021122	15/16		4.250	3.250	7/16	F 206	37.92
UCF X05	021125		25MM	4.250	3.250	7/16	F 206	56.84
UCF X05-16	021123	1		4.250	3.250	7/16	F 206	48.52
UCF X06-18	021126	1-1/8		4.593	3.625	7/16	F 207	45.57
UCF X06	021130		30MM	4.593	3.625	7/16	F 207	75.96
UCF X06-19	021127	1-3/16		4.593	3.625	7/16	F 207	47.39
UCF X06-20	021128	1-1/4		4.593	3.625	7/16	F 207	45.57
UCF X07-22	021131	1-3/8		5.125	4	1/2	F 208	74.59
UCF X07	021134		35MM	5.125	4	1/2	F 208	90.18
UCF X07-23	021132	1-7/16		5.125	4	1/2	F 208	74.59
UCF X08-24	021135	1-1/2		5.406	4.125	9/16	F 209	80.94
UCF X08	021137		40MM	5.406	4.125	9/16	F 209	97.40
UCF X09-26	021138	1-5/8		5.625	4.375	9/16	F 210	93.31
UCF X09-27	021139	1-11/16		5.625	4.375	9/16	F 210	74.88
UCF X09-28	021140	1-3/4		5.625	4.375	9/16	F 210	77.88
UCF X09	021142		45MM	5.625	4.375	9/16	F 210	102.88
UCF X10-30	021143	1-7/8		6.500	5.125	5/8	F 211	105.44
UCF X10-31	021144	1-15/16		6.500	5.125	5/8	F 211	118.48
UCF X10	021148		50MM	6.500	5.125	5/8	F 211	135.58
UCF X10-32	021146	2		6.500	5.125	5/8	F 211	110.19

Continued on next page

IPTCI UCFX 4-BOLT FLANGE UNITS

Medium duty with set screw lock.

- Wide inner race bearing with greater load carrying capacity than standard duty
- Cast iron housing
- B-type seals L3-type seals available in some sizes

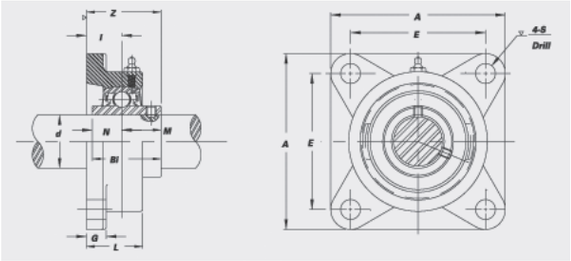

PART NUMBER	SEQUENCE NUMBER	SHAFT SIZE INCHES	SHAFT SIZE METRIC	M SHAFT CENTER HEIGHT INCHES	D C TO C INCHES	BOLT SIZE INCHES	HOUSING NUMBER	PRICE PER EACH
UCF X11-34	021149	2-1/8		6.875	5.625	5/8	F 212	162.48
UCF X11	021153		55MM	6.875	5.625	5/8	F 212	162.48
UCF X11-35	021150	2-3/16		6.875	5.625	5/8	F 212	153.51
UCF X11-36	021152	2-1/4		6.875	5.625	5/8	F 212	149.19
UCF X12	021157		60MM	7.375	5.875	5/8	F 213	200.62
UCF X12-38	021154	2-3/8		7.375	5.875	5/8	F 213	215.01
UCF X12-39	021155	2-7/16		7.375	5.875	5/8	F 213	205.76
UCF X13-40	021158	2-1/2		7.375	5.875	5/8	FX 13	284.25
UCF X13	021160		65MM	7.375	5.875	5/8	FX 13	230.82
UCF X14-43	021161	2-11/16		7.750	6	11/16	NF 215	261.45
UCF X14-44		2-3/4		7.750	6	11/16	NF 215	Call
UCF X14	021162		70MM	7.750	6	11/16	NF 215	285.21
UCF X15-47	021163	2-15/16		7.750	6	11/16	FX 15	310.40
UCF X15	021167		75MM	7.750	6	11/16	FX 15	333.59
UCF X15-48	021165	3		7.750	6	11/16	FX 15	344.31
UCF X17			85MM	8.437	6.750	11/16	FX 17	Call
UCF X17-55	021168	3-7/16		8.437	6.750	11/16	FX 17	557.06
UCF X17-56	021169	3-1/2		8.437	6.750	11/16	FX 17	699.64
UCF X20			100MM	10.562	8.312	1	FX 20	Call
UCF X20-63	021170	3-15/16		10.562	8.312	1	FX 20	962.55
UCF X20-64	021171	4		10.562	8.312	1	FX 20	962.55

 © Baum Hydraulics Corporation

IPTCI SBRFB & SARFB 3-BOLT FLANGE UNITS

- Ductile iron housing
- Narrow inner race bearing
- K-type seals

SBRFB Set screw type

PART NUMBER	SEQUENCE NUMBER	SHAFT SIZE INCHES	SHAFT SIZE METRIC	M SHAFT CENTER HEIGHT INCHES	D C TO C INCHES	BOLT SIZE INCHES	HOUSING NUMBER	PRICE PER EACH
SBRFB 204-12		3/4		3.562	2.812	5/16	RFB 204	Call
SBRFB 204			20MM	3.562	2.812	5/16	RFB 204	Call
SBRFB 205-14		7/8		3.750	3	5/16	RFB 205	Call
SBRFB 205			25MM	3.750	3	5/16	RFB 205	Call
SBRFB 205-15		15/16		3.750	3	5/16	RFB 205	Call
SBRFB 205-16		1		3.750	3	5/16	RFB 205	Call
SBRFB 206-17		1-1/16		4.437	3.562	3/8	RFB 206	Call
SBRFB 206-18		1-1/8		4.437	3.562	3/8	RFB 206	Call
SBRFB 206			30MM	4.437	3.562	3/8	RFB 206	Call
SBRFB 206-19		1-3/16		4.437	3.562	3/8	RFB 206	Call
SBRFB 206-20		1-1/4S		4.437	3.562	3/8	RFB 206	Call
SBRFB 207-20		1-1/4		4.812	3.937	3/8	RFB 207	Call
SBRFB 207-21		1-5/16		4.812	3.937	3/8	RFB 207	Call
SBRFB 207-22		1-3/8		4.812	3.937	3/8	RFB 207	Call
SBRFB 207			35MM	4.812	3.937	3/8	RFB 207	Call
SBRFB 207-23		1-7/16		4.812	3.937	3/8	RFB 207	Call

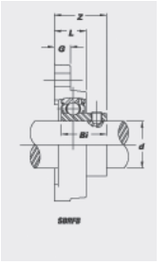

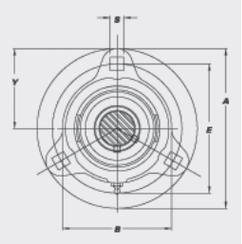

SARFB Eccentric locking collar type

PART NUMBER	SEQUENCE NUMBER	SHAFT SIZE INCHES	SHAFT SIZE METRIC	M SHAFT CENTER HEIGHT INCHES	D C TO C INCHES	BOLT SIZE INCHES	HOUSING NUMBER	PRICE PER EACH
SARFB 204-12	020336	3/4		3.562	2.812	5/16	RFB 204	36.07
SARFB 204	020337		20MM	3.562	2.812	5/16	RFB 204	35.95
SARFB 205-14	020338	7/8		3.750	3	5/16	RFB 205	35.14
SARFB 205	020341		25MM	3.750	3	5/16	RFB 205	39.37
SARFB 205-15	020339	15/16		3.750	3	5/16	RFB 205	35.14
SARFB 205-16	020340	1		3.750	3	5/16	RFB 205	43.40
SARFB 206-17	020342	1-1/16		4.437	3.562	3/8	RFB 206	42.84
SARFB 206-18	020343	1-1/8		4.437	3.562	3/8	RFB 206	54.60
SARFB 206	020346		30MM	4.437	3.562	3/8	RFB 206	47.97
SARFB 206-19	020344	1-3/16		4.437	3.562	3/8	RFB 206	42.84
SARFB 206-20	020345	1-1/4S		4.437	3.562	3/8	RFB 206	57.05
SARFB 207-20	020347	1-1/4		4.812	3.937	3/8	RFB 207	40.55
SARFB 207-21	020348	1-5/16		4.812	3.937	3/8	RFB 207	53.17
SARFB 207-22	020349	1-3/8		4.812	3.937	3/8	RFB 207	70.70
SARFB 207	020351		35MM	4.812	3.937	3/8	RFB 207	59.54
SARFB 207-23	020350	1-7/16		4.812	3.937	3/8	RFB 207	*62.89*

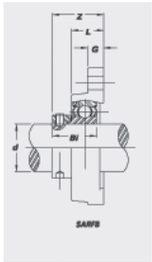

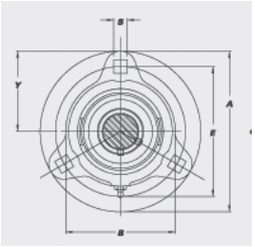

Prices subject to change without notice. **ASK FOR QUANTITY DISCOUNT**

IPTCI UCFL 2-BOLT FLANGE UNITS

Standard duty with set screw lock.

- Cast iron housing
- Wide inner race bearing
- B-type or L3-type seals
- Available with high temp.

PART NUMBER	SEQUENCE NUMBER	SHAFT SIZE INCHES	SHAFT SIZE METRIC	M SHAFT CENTER HEIGHT INCHES	D C TO C INCHES	BOLT SIZE INCHES	HOUSING NUMBER	PRICE PER EACH
UCFL 201	021172		12MM	4.406	3	5/16	FT 203	30.12
UCFL 201-8	021173	1/2		4.406	3	5/16	FT 203	28.95
UCFL 202	021175		15MM	4.406	3	5/16	FT 203	38.04
UCFL 202-10	021174	5/8		4.406	3	5/16	FT 203	37.06
UCFL 203	021176		17MM	4.406	3	5/16	FT 203	33.86
UCFL 204-12	021177	3/4		4.437	3.531	5/16	FL 204	32.66
UCFL 204	021179		20MM	4.437	3.531	5/16	FL 204	25.37
UCFL 205-14	021181	7/8		5.125	3.890	3/8	FL 205	36.07
UCFL 205-15	021182	15/16		5.125	3.890	3/8	FL 205	26.76
UCFL 205	021185		25MM	5.125	3.890	3/8	FL 205	37.06
UCFL 205-16	021183	1		5.125	3.890	3/8	FL 205	....
UCFL 206-17	021187	1-1/16		5.812	4.593	3/8	FL 206	33.93
UCFL 206-18	021188	1-1/8		5.812	4.593	3/8	FL 206	42.47
UCFL 206	021194		30MM	5.812	4.593	3/8	FL 206	35.19
UCFL 206-19	021190	1-3/16		5.812	4.593	3/8	FL 206	33.93
UCFL 206-20	021192	1-1/4S		5.812	4.593	3/8	FL 206	44.36
UCFL 207-20	021196	1-1/4		6.343	5.125	7/16	FL 207	53.64
UCFL 207-21	021198	1-5/16		6.343	5.125	7/16	FL 207	53.64
UCFL 207-22	021199	1-3/8		6.343	5.125	7/16	FL 207	51.32
UCFL 207	021203		35MM	6.343	5.125	7/16	FL 207	53.19
UCFL 207-23	021201	1-7/16		6.343	5.125	7/16	FL 207	53.64
UCFL 208-24	021205	1-1/2		6.875	5.656	7/16	FL 208	64.36
UCFL 208-25	021207	1-9/16		6.875	5.656	7/16	FL 208	49.08
UCFL 208	021208		40MM	6.875	5.656	7/16	FL 208	50.95
UCFL 209-26	021210	1-5/8		7.406	5.843	1/2	FL 209	54.91
UCFL 209-27	021212	1-11/16		7.406	5.843	1/2	FL 209	54.91
UCFL 209-28	021214	1-3/4		7.406	5.843	1/2	FL 209	72.65
UCFL 209	021216		45MM	7.406	5.843	1/2	FL 209	56.95
UCFL 210-30	021218	1-7/8		7.750	6.187	1/2	FL 210	67.18
UCFL 210-31	021219	1-15/16		7.750	6.187	1/2	FL 210	87.28
UCFL 210	021223		50MM	7.750	6.187	1/2	FL 210	69.70
UCFL 210-32	021221	2S		7.750	6.187	1/2	FL 210	87.28
UCFL 211-32	021225	2		8.812	7.250	9/16	FL 211	107.25
UCFL 211-34	021227	2-1/8		8.812	7.250	9/16	FL 211	82.55
UCFL 211	021230		55MM	8.812	7.250	9/16	FL 211	85.76
UCFL 211-35	021228	2-3/16		8.812	7.250	9/16	FL 211	102.64
UCFL 212-36	021232	2-1/4		9.843	7.937	9/16	FL 212	113.27
UCFL 212	021236		60MM	9.843	7.937	9/16	FL 212	117.78
UCFL 212-38	021233	2-3/8		9.873	7.937	9/16	FL 212	113.27
UCFL 212-39	021234	2-7/16		9.873	7.937	9/16	FL 212	146.74

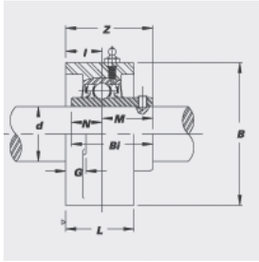

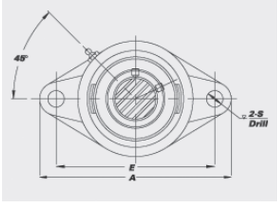

ASK FOR QUANTITY DISCOUNT *Prices subject to change without notice.*

 © Baum Hydraulics Corporation

IPTCI NANFL 2-BOLT FLANGE UNITS

Standard duty with eccentric locking collar.

- Cast iron housing
- B-type or L3-type seals
- Wide inner race bearing

PART NUMBER	SEQUENCE NUMBER	SHAFT SIZE INCHES	SHAFT SIZE METRIC	M SHAFT CENTER HEIGHT INCHES	D C TO C INCHES	BOLT SIZE INCHES	HOUSING NUMBER	PRICE PER EACH
NANFL 201			12MM	4.406	3	5/16	FT 203	Call
NANFL 201-8	020352	1/2		4.406	3	5/16	FT 203	31.67
NANFL 202			15MM	4.406	3	5/16	FT 203	Call
NANFL 202-10	020353	5/8		4.406	3	5/16	FT 203	33.59
NANFL 203			17MM	4.406	3	5/16	FT 203	Call
NANFL 204-12	020354	3/4		4.437	3.531	5/16	NFL 204	34.52
NANFL 204	020356		20MM	4.437	3.531	5/16	NFL 204	29.34
NANFL 205-14	020357	7/8		5.125	3.890	3/8	NFL 205	29.72
NANFL 205-15	020358	15/16		5.125	3.890	3/8	NFL 205	29.73
NANFL 205	020361		25MM	5.125	3.890	3/8	NFL 205	32.06
NANFL 205-16	020359	1		5.125	3.890	3/8	NFL 205	39.00
NANFL 206-17	020362	1-1/16		5.812	4.593	3/8	NFL 206	36.60
NANFL 206-18	020363	1-1/8		5.812	4.593	3/8	NFL 206	38.07
NANFL 206	020368		30MM	5.812	4.593	3/8	NFL 206	39.52
NANFL 206-19	020364	1-3/16		5.812	4.593	3/8	NFL 206	36.60
NANFL 206-20	020366	1-1/4S		5.812	4.593	3/8	NFL 206	48.28
NANFL 207-20	020369	1-1/4		6.343	5.125	7/16	NFL 207	55.52
NANFL 207-21	020371	1-5/16		6.343	5.125	7/16	NFL 207	44.09
NANFL 207-22	020372	1-3/5		6.343	5.126	7/16	NFL 207	55.52
NANFL 207	020376		35MM	6.343	5.126	7/16	NFL 207	47.68
NANFL 207-23	020374	1-7/16		6.343	5.126	7/16	NFL 207	44.10
NANFL 208-24	020377	1-1/2		6.875	5.656	7/16	NFL 208	69.24
NANFL 208-25	020379	1-9/16		6.875	5.656	7/16	NFL 208	52.36
NANFL 208	020380		40MM	6.875	5.656	7/16	NFL 208	56.53
NANFL 209-26	020381	1-5/8		7.406	5.843	1/2	NFL 209	58.97
NANFL 209-27	020383	1-11/16		7.406	5.843	1/2	NFL 209	61.33
NANFL 209-28	020385	1-3/4		7.406	5.843	1/2	NFL 209	58.97
NANFL 209	020387		45MM	7.406	5.843	1/2	NFL 209	63.70
NANFL 210-30	020388	1-7/8		7.750	6.187	1/2	NFL 210	72.87
NANFL 210-31	020389	1-15/16		7.750	6.187	1/2	NFL 210	84.91
NANFL 210	020393		50MM	7.750	6.187	1/2	NFL 210	78.71
NANFL 210-32	020391	2S		7.750	6.187	1/2	NFL 210	72.86
NANFL 211-32	020394	2		8.812	7.250	9/16	NFL 211	117.49
NANFL 211-34	020396	2-1/8		8.812	7.250	9/16	NFL 211	89.81
NANFL 211			55MM	8.812	7.250	9/16	NFL 211	Call
NANFL 211-35	020397	2-3/16		8.812	7.250	9/16	NFL 211	89.82
NANFL 212-36		2-1/4		9.843	7.937	9/16	NFL 212	Call
NANFL 212			60MM	9.843	7.937	9/16	NFL 212	Call
NANFL 212-38		2-3/8		9.843	7.937	9/16	NFL 212	Call
NANFL 212-39		2-7/16		9.843	7.937	9/16	NFL 212	Call

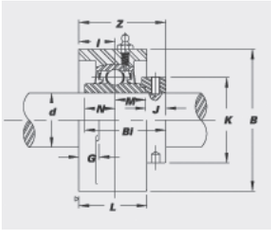

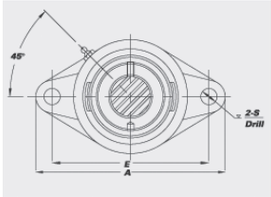

Prices subject to change without notice. **ASK FOR QUANTITY DISCOUNT**

IPTCI SBFL 2-BOLT FLANGE UNITS

- Cast iron housing
- Narrow inner race bearing
- K--type seals

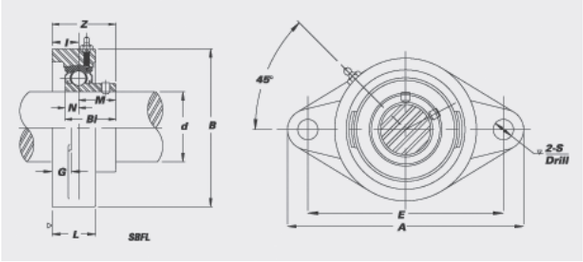

SBFL Set screw type

PART NUMBER	SEQUENCE NUMBER	SHAFT SIZE INCHES	SHAFT SIZE METRIC	M SHAFT CENTER HEIGHT INCHES	D C TO C INCHES	BOLT SIZE INCHES	HOUSING NUMBER	PRICE PER EACH
SBFL 201			12MM	4.968	3	5/16	FT 203	Call
SBFL 201-8		1/2		4.968	3	5/16	FT 203	Call
SBFL 202			15MM	4.968	3	5/16	FT 203	Call
SBFL 202-10		5/8		4.968	3	5/16	FT 203	Call
SBFL 203			17MM	4.968	3	5/16	FT 203	Call
SBFL 204-12		3/4		4.437	3.531	5/16	FL 204	Call
SBFL 204			20MM	4.437	3.531	5/16	FL 204	Call
SBFL 205-14		7/8		5.125	3.890	3/8	FL 205	Call
SBFL 205-15		15/16		5.125	3.890	3/8	FL 205	Call
SBFL 205			25MM	5.125	3.890	3/8	FL 205	Call
SBFL 205-16		1		5.125	3.890	3/8	FL 205	Call
SBFL 206-17		1-1/16		5.812	4.593	3/8	FL 206	Call
SBFL 206-18		1-1/8		5.812	4.593	3/8	FL 206	Call
SBFL 206			30MM	5.812	4.593	3/8	FL 206	Call
SBFL 206-19		1-3/16		5.812	4.593	3/8	FL 206	Call
SBFL 206-20		1-1/4S		5.812	4.593	3/8	FL 206	Call
SBFL 207-20		1-1/4		6.343	5.125	7/16	FL 207	Call
SBFL 207-21		1-5/16		6.343	5.125	7/16	FL 207	Call
SBFL 207-22		1-3/8		6.343	5.125	7/16	FL 207	Call
SBFL 207			35MM	6.343	5.125	7/16	FL 207	Call
SBFL 207-23		1-7/16		6.343	5.125	7/16	FL 207	Call
SBFL 208-24		1-1/2		6.875	5.656	7/16	FL 208	Call
SBFL 208			40MM	6.875	5.656	7/16	FL 208	Call

 © Baum Hydraulics Corporation

IPTCI SAFL 2-BOLT FLANGE UNITS

- Cast iron housing
- Narrow inner race bearing
- K--type seals

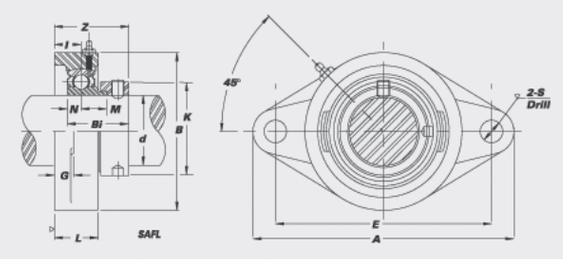

SAFL Eccentric locking collar type

PART NUMBER	SEQUENCE NUMBER	SHAFT SIZE INCHES	SHAFT SIZE METRIC	M SHAFT CENTER HEIGHT INCHES	D C TO C INCHES	BOLT SIZE INCHES	HOUSING NUMBER	PRICE PER EACH
SAFL 201-8	021239	1/2		4.968	3	5/16	FT 203	35.46
SAFL 202-10	021240	5/8		4.968	3	5/16	FT 203	39.99
SAFL 204-12	021241	3/4		4.437	3.531	5/16	FL 204	32.21
SAFL 205-14	021242	7/8		5.125	3.890	3/8	FL 205	28.17
SAFL 205-15	021243	15/16		5.125	3.890	3/8	FL 205	28.17
SAFL 205-16	021244	1		5.125	3.890	3/8	FL 205	33.14
SAFL 206-17	021245	1-1/16		5.812	4.593	3/8	FL 206	34.01
SAFL 206-18	021246	1-1/8		5.812	4.593	3/8	FL 206	34.01
SAFL 206-19	021247	1-3/16		5.812	4.593	3/8	FL 206	39.19
SAFL 206-20	021248	1-1/4S		5.812	4.593	3/8	FL 206	44.36
SAFL 207-20	021249	1-1/4		6.343	5.125	7/16	FL 207	48.52
SAFL 207-21	021250	1-5/16		6.343	5.125	7/16	FL 207	41.20
SAFL 207-22	021251	1-3/8		6.343	5.125	7/16	FL 207	41.19
SAFL 207-23	021252	1-7/16		6.343	5.125	7/16	FL 207	41.20
SAFL 208-24	021253	1-1/2		6.875	5.656	7/16	FL 208	57.40
SAFL 208-25	021254	1-9/16		6.875	5.656	7/16	FL 208	49.61
SAFL 209-26	021255	1-5/8		7.968	5.843	1/2	FL 209	56.56
SAFL 209-27	021256	1-11/16		7.968	5.873	1/2	FL 209	47.40
SAFL 209-28	021257	1-3/4		7.968	5.873	1/2	FL 209	47.40
SAFL 210-30	021258	1-7/8		7.750	6.187	1/2	FL 210	65.99
SAFL 210-31	021259	1-15/16		7.750	6.187	1/2	FL 210	70.46
SAFL 210-32	021260	2S		7.750	6.187	1/2	FL 210	56.08
SAFL 211-32	021261	2		8.812	7.250	9/16	FL 211	75.70
SAFL 211-34		2-1/8		8.812	7.250	9/16	FL 211	Call
SAFL 211-35	021262	2-3/16		8.812	7.250	9/16	FL 211	101.71

IPTCI UCFLX & SAMS 2-BOLT FLANGE UNITS

PART NUMBER	SEQUENCE NUMBER	SHAFT SIZE INCHES	SHAFT SIZE METRIC	M SHAFT CENTER HEIGHT INCHES	D C TO C INCHES	BOLT SIZE INCHES	HOUSING NUMBER	PRICE PER EACH
UCFL X05-14		7/8		5.812	4.593	3/8	FL 206	Call
UCFL X05-15		15/16		5.812	4.593	3/8	FL 206	Call
UCFL X05			25MM	5.812	4.593	3/8	FL 206	Call
UCFL X05-16	175733	1		5.812	4.593	3/8	FL 206	48.52
UCFL X06-18	175734	1-1/8		6.343	5.125	7/16	FL 207	44.52
UCFL X06			30MM	6.343	5.125	7/16	FL 207	Call
UCFL X06-19	175735	1-3/16		6.343	5.125	7/16	FL 207	44.52
UCFL X06-20	175736	1-1/4		6.343	5.125	7/16	FL 207	28.90
UCFL X07-22	175737	1-3/8		6.875	5.656	7/16	FL 208	58.28
UCFL X07			35MM	6.875	5.656	7/16	FL 208	Call
UCFL X07-23	175738	1-7/16		6.875	5.656	7/16	FL 208	58.28
UCFL X08-24	175739	1-1/2		7.406	5.843	1/2	FL 209	80.94
UCFL X08			40MM	7.406	5.843	1/2	FL 209	Call
UCFL X09-27	175741	1-11/16		7.750	6.187	1/2	FL 210	80.11
UCFL X09-28	175742	1-3/4		7.750	6.187	1/2	FL 210	80.11
UCFL X09			45MM	7.750	6.187	1/2	FL 210	Call
UCFL X10-30	175743	1-7/8		8.812	7.250	9/16	FL 211	91.63
UCFL X10-31	175744	1-15/16		8.812	7.250	9/16	FL 211	63.26
UCFL X10			50MM	8.812	7.250	9/16	FL 211	Call
UCFL X10-32	175745	2		8.812	7.250	9/16	FL 211	91.63
UCFL X11			55MM	9.843	7.937	9/16	FL 212	Call
UCFL X11-35		2-3/16		9.843	7.937	9/16	FL 212	Call
UCFL X11-36		2-1/4		9.843	7.937	9/16	FL 212	Call

UCFLX
Medium duty with set screw lock.

- Wide inner race with greater load carrying capacity than standard duty
- Cast iron housing
- B-type seals, L3-type seals available in some sizes

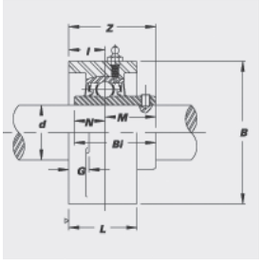

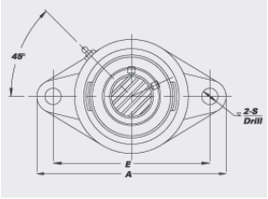

SAMS

- Cast iron housing
- K-type seals
- Narrow inner race bearing
- Metric sizes available

PART NUMBER	SEQUENCE NUMBER	SHAFT SIZE INCHES	SHAFT SIZE METRIC	M SHAFT CENTER HEIGHT INCHES	D C TO C INCHES	BOLT SIZE INCHES	HOUSING NUMBER	PRICE PER EACH
SAMS 201-8G		1/2		3.187	2.500	1/4	MS 203G	Call
SAMS 202-10G		5/8		3.187	2.500	1/4	MS 203G	Call
SAMS 204-12G		3/4		3.562	2.812	5/16	MS 204G	Call
SAMS 205-14G		7/8		3.750	3	5/16	MS 205G	Call
SAMS 205-16G		1		3.750	3	5/16	MS 205G	Call
SAMS 206-18G		1-1/8		4.437	3.562	3/8	MS 206G	Call
SAMS 206-19G		1-3/16		4.437	3.562	3/8	MS 206G	Call
SAMS 206-20G		1-1/4S		4.437	3.562	3/8	MS 206G	Call
SAMS 207-20G		1-1/4		4.937	3.937	3/8	MS 207G	Call
SAMS 207-22G		1-3/8		4.937	3.937	3/8	MS 207G	Call
SAMS 207-23G		1-7/16		4.937	3.937	3/8	MS 207G	Call

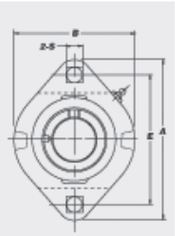

ASK FOR QUANTITY DISCOUNT *Prices subject to change without notice.*

 © Baum Hydraulics Corporation

IPTCI SBLF H4 FLANGE UNITS

- Ductile iron housing
- Square bolt holes
- K-type seals
- Narrow inner race bearing
- Also available non-relubricatable -- please specify

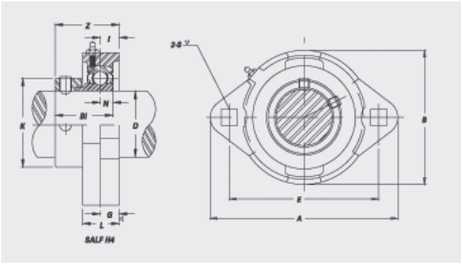

SBFL H4 Set screw type

PART NUMBER	SEQUENCE NUMBER	SHAFT SIZE INCHES	SHAFT SIZE METRIC	M SHAFT CENTER HEIGHT INCHES	D C TO C INCHES	BOLT SIZE INCHES	HOUSING NUMBER	PRICE PER EACH
SBLF 201-8GH4	020399	1/2		3.187	2.500	1/4	LF 203 H4	24.37
SBLF 202 GH4	020402		15MM	3.187	2.500	1/4	LF 203 H4	32.43
SBLF 202-10GH4	020400	5/8		3.187	2.500	1/4	LF 203 H4	28.93
SBLF 203 GH4	020403		17MM	3.187	2.500	1/4	LF 203 H4	37.48
SBLF 204-12GH4	020404	3/4		3.531	2.812	5/16	LF 204 H4	27.99
SBLF 204 GH4	020405		20MM	3.531	2.812	5/16	LF 204 H4	29.00
SBLF 205-14GH4	020406	7/8		3.750	2.984	5/16	LF 205 H4	31.15
SBLF 205 GH4	020412		25MM	3.750	2.984	5/16	LF 205 H4	32.11
SBLF 205-15GH4	020408	15/16		3.750	2.984	5/16	LF 205 H4	31.97
SBLF 205-16GH4	020410	1		3.750	2.984	5/16	LF 205 H4	33.14
SBLF 206-17GH4	020413	1-1/16		4.437	3.562	3/8	LF 206 H4	38.92
SBLF 206-18GH4	020414	1-1/8		4.437	3.562	3/8	LF 206 H4	40.47
SBLF 206 GH4	020418		30MM	4.437	3.562	3/8	LF 206 H4	40.22
SBLF 206-19GH4	020415	1-3/16		4.437	3.562	3/8	LF 206 H4	38.92
SBLF 206-20GH4	020416	1-1/4S		4.437	3.562	3/8	LF 206 H4	41.54
SBLF 207-20GH4	020419	1-1/4		4.812	3.937	3/8	LF 207 H4	47.24
SBLF 207-21GH4	020420	1-5/16		4.812	3.937	3/8	LF 207 H4	47.24
SBLF 207-22GH4	020421	1-3/8		4.812	3.937	3/8	LF 207 H4	47.24
SBLF 207 GH4	020423		35MM	4.812	3.937	3/8	LF 207 H4	48.77
SBLF 207-23GH4	020422	1-7/16		4.812	3.937	3/8	LF 207 H4	49.13

IPTCI SALF H4 FLANGE UNITS

- Ductile iron housing
- Square bolt holes
- K-type seals
- Narrow inner race bearing
- Also available non-relubricatable -- please specify

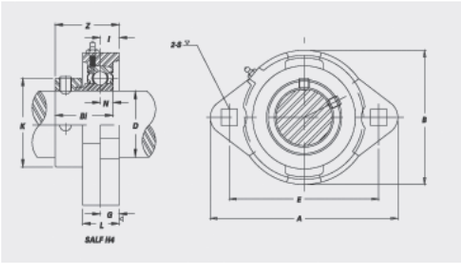

SAFL H4 Eccentric locking collar type

PART NUMBER	SEQUENCE NUMBER	SHAFT SIZE INCHES	SHAFT SIZE METRIC	M SHAFT CENTER HEIGHT INCHES	D C TO C INCHES	BOLT SIZE INCHES	HOUSING NUMBER	PRICE PER EACH
SALF 201-8GH4	020424	1/2		3.187	2.500	1/4	LF 203 H4	34.52
SALF 202 GH4			15MM	3.187	2.500	1/4	LF 203 H4	Call
SALF 202-10GH4	020425	5/8		3.187	2.500	1/4	LF 203 H4	28.66
SALF 203 GH4			17MM	3.187	2.500	1/4	LF 203 H4	Call
SALF 204-12GH4	020426	3/4		3.531	2.812	5/16	LF 204 H4	33.64
SALF 204 GH4	020427		20MM	3.531	2.812	5/16	LF 204 H4	32.19
SALF 205-14GH4	020428	7/8		3.750	2.984	5/16	LF 205 H4	32.19
SALF 205 GH4	020431		25MM	3.750	2.984	5/16	LF 205 H4	36.05
SALF 205-15GH4	020429	15/16		3.750	2.984	5/16	LF 205 H4	35.46
SALF 205-16GH4	020430	1		3.750	2.984	5/16	LF 205 H4	39.99
SALF 206-17GH4	020432	1-1/16		4.437	3.562	3/8	LF 206 H4	38.83
SALF 206-18GH4	020433	1-1/8		4.437	3.562	3/8	LF 206 H4	49.45
SALF 206 GH4	020436		30MM	4.437	3.562	3/8	LF 206 H4	43.48
SALF 206-19GH4	020434	1-3/16		4.437	3.562	3/8	LF 206 H4	38.82
SALF 206-20GH4	020435	1-1/4S		4.437	3.562	3/8	LF 206 H4	48.28
SALF 207-20GH4	020437	1-1/4		4.812	3.937	3/8	LF 207 H4	47.32
SALF 207-21GH4	020438	1-5/16		4.812	3.937	3/8	LF 207 H4	47.33
SALF 207-22GH4	020439	1-3/8		4.812	3.937	3/8	LF 207 H4	54.60
SALF 207 GH4			35MM	4.812	3.937	3/8	LF 207 H4	Call
SALF 207-23GH4	020440	1-7/16		4.812	3.937	3/8	LF 207 H4	55.05

 © Baum Hydraulics Corporation

IPTCI SBLF 2-BOLT FLANGE UNITS

- Cast iron housing
- Round bolt holes
- K-type seals
- Narrow inner race bearing
- Also available non-relubricatable -- please specify

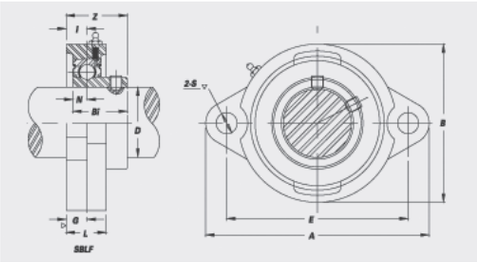

SBFL Set screw type

PART NUMBER	SEQUENCE NUMBER	SHAFT SIZE INCHES	SHAFT SIZE METRIC	M SHAFT CENTER HEIGHT INCHES	D C TO C INCHES	BOLT SIZE INCHES	HOUSING NUMBER	PRICE PER EACH
SBLF 201-8G	020399	1/2		3.187	2.500	1/4	LF 203G	Call
SBLF 202G			15MM	3.187	2.500	1/4	LF 203G	Call
SBLF 202-10G	020400	5/8		3.187	2.500	1/4	LF 203G	Call
SBLF 203G	020403		17MM	3.187	2.500	1/4	LF 203G	Call
SBLF 204-12G	020404	3/4		3.531	2.812	5/16	LF 204G	Call
SBLF 204G	020405		20MM	3.531	2.812	5/16	LF 204G	Call
SBLF 205-14G	020406	7/8		3.750	2.984	5/16	LF 205G	Call
SBLF 205G	020412		25MM	3.750	2.984	5/16	LF 205G	Call
SBLF 205-15G	020408	15/16		3.750	2.984	5/16	LF 205G	Call
SBLF 205-16G	020410	1		3.750	2.984	5/16	LF 205G	Call
SBLF 206-17G	020413	1-1/16		4.437	3.562	3/8	LF 206G	Call
SBLF 206-18G	020414	1-1/8		4.437	3.562	3/8	LF 206G	Call
SBLF 206G	020418		30MM	4.437	3.562	3/8	LF 206G	Call
SBLF 206-19G	020415	1-3/16		4.437	3.562	3/8	LF 206G	Call
SBLF 206-20G	020416	1-1/4S		4.437	3.562	3/8	LF 206G	Call
SBLF 207-20G	020419	1-1/4		4.812	3.937	3/8	LF 207G	Call
SBLF 207-21G	020420	1-5/16		4.812	3.937	3/8	LF 207G	Call
SBLF 207-22G	020421	1-3/8		4.812	3.937	3/8	LF 207G	Call
SBLF 207G	020423		35MM	4.812	3.937	3/8	LF 207G	Call
SBLF 207-23G	020422	1-7/16		4.812	3.937	3/8	LF 207G	Call

IPTCI SALF 2-BOLT FLANGE UNITS

- Cast iron housing
- Round bolt holes
- K-type seals
- Narrow inner race bearing
- Also available non-relubricatable -- please specify

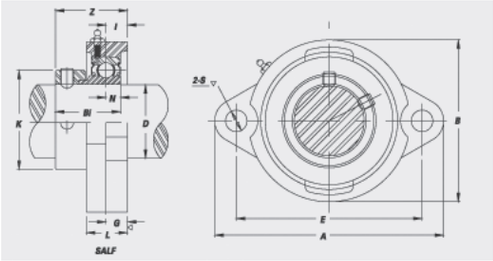

SALF Eccetric locking collar type

PART NUMBER	SEQUENCE NUMBER	SHAFT SIZE INCHES	SHAFT SIZE METRIC	M SHAFT CENTER HEIGHT INCHES	D C TO C INCHES	BOLT SIZE INCHES	HOUSING NUMBER	PRICE PER EACH
SALF 201-8G		1/2		3.187	2.500	1/4	LF 203G	Call
SALF 202G			15MM	3.187	2.500	1/4	LF 203G	Call
SALF 202-10G		5/8		3.187	2.500	1/4	LF 203G	Call
SALF 203G			17MM	3.187	2.500	1/4	LF 203G	Call
SALF 204-12G		3/4		3.531	2.812	5/16	LF 204G	Call
SALF 204G			20MM	3.531	2.812	5/16	LF 204G	Call
SALF 205-14G		7/8		3.750	2.984	5/16	LF 205G	Call
SALF 205G			25MM	3.750	2.984	5/16	LF 205G	Call
SALF 205-15G		15/16		3.750	2.984	5/16	LF 205G	Call
SALF 205-16G		1		3.750	2.984	5/16	LF 205G	Call
SALF 206-17G		1-1/16		4.437	3.562	3/8	LF 206G	Call
SALF 206-18G		1-1/8		4.437	3.562	3/8	LF 206G	Call
SALF 206G			30MM	4.437	3.562	3/8	LF 206G	Call
SALF 206-19G		1-3/16		4.437	3.562	3/8	LF 206G	Call
SALF 206-20G		1-1/4S		4.437	3.562	3/8	LF 206G	Call
SALF 207-20G		1-1/4		4.812	3.937	3/8	LF 207G	Call
SALF 207-21G		1-5/16		4.812	3.937	3/8	LF 207G	Call
SALF 207-22G		1-3/8		4.812	3.937	3/8	LF 207G	Call
SALF 207G			35MM	4.812	3.937	3/8	LF 207G	Call
SALF 207-23G		1-7/16		4.812	3.937	3/8	LF 207G	Call

ASK FOR QUANTITY DISCOUNT *Prices subject to change without notice.*

 © Baum Hydraulics Corporation

IPTCI UC & UCW BEARING INSERTS

Standard duty with set screw lock.

- Wide inner race
- B-type or L3-type seals

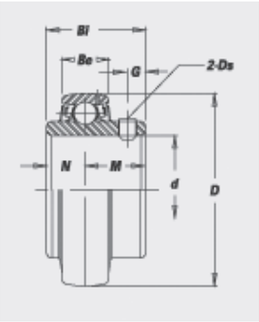

PART NUMBER	SEQUENCE NUMBER	SHAFT SIZE INCHES	SHAFT SIZE METRIC	D BEARING O.D.	Bi BORE LENGTH	Be OUTER RING WIDTH	PRICE PER EACH
UC 209-26	175491	1-5/8		3.3465	1.9370	0.8661	47.29
UC 209-27	175492	1-11/16		3.3465	1.9370	0.8661	47.29
UC 209-28	175493	1-3/4		3.3465	1.9370	0.8661	47.29
UC 209			45MM	3.3465	1.9370	0.8661	Call
UC 210-30	175494	1-7/8		3.5433	2.0315	0.9449	36.18
UC 210-31	175495	1-15/16		3.5433	2.0315	0.9449	57.05
UC 210			50MM	3.5433	2.0315	0.9449	Call
UC 210-32	175496	2S		3.5433	2.0315	0.9449	57.05
UC 211-32	175497	2		3.9370	2.1890	0.9843	71.66
UC 211-34	175498	2-1/8		3.9370	2.1890	0.9843	50.60
UC 211			55MM	3.9370	2.1890	0.9843	Call
UC 211-35	175499	2-3/16		3.9370	2.1890	0.9843	71.66
UC 212-36	175500	2-1/4		4.3307	2.5630	1.0630	85.85
UC 212			60MM	4.3307	2.5630	1.0630	Call
UC 212-38	175501	2-3/8		4.3307	2.5630	1.0630	75.50
UC 212-39	175502	2-7/16		4.3307	2.5630	1.0630	98.96
UC 213-40	175503	2-1/2		4.7244	2.5630	1.1024	134.55
UC 213			65MM	4.7244	2.5630	1.1024	Call
UC 214-43		2-11/16		4.9210	2.9370	1.1811	Call
UC 214-44	175504	2-3/4		4.9210	2.9370	1.1811	131.38
UC 214			70MM	4.9210	2.9370	1.1811	Call
UC 215-47	175505	2-15/16		5.1181	3.0630	1.2598	192.70
UC 215			75MM	5.1181	3.0630	1.2598	Call
UC 215-48	175506	3		5.1181	3.0630	1.2598	76.57
UC 216			80MM	5.5118	3.2520	1.2992	Call
UC 218-56		3-1/2		6.2992	3.7795	1.4961	Call
UC 218			90MM	6.2992	3.7795	1.4961	Call

ASK FOR QUANTITY DISCOUNT *Prices subject to change without notice.*

 © Baum Hydraulics Corporation

IPTCI NA & NAW BEARING INSERTS

Standard duty with set screw lock.

- Wide inner race
- B-type or L3-type seals

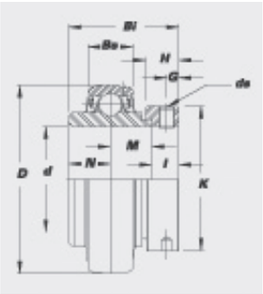

PART NUMBER	SEQUENCE NUMBER	SHAFT SIZE INCHES	SHAFT SIZE METRIC	D BEARING O.D.	Bi BORE LENGTH	Be OUTER RING WIDTH	PRICE PER EACH
NAW 201			12MM	1.5748	1.4685	0.5906	Call
NAW 201-8	020531	1/2		1.5748	1.4685	0.5906	21.93
NAW 202			15MM	1.5748	1.4685	0.5906	Call
NAW 202-10	020532	5/8		1.5748	1.4685	0.5906	21.00
NAW 203			17MM	1.5748	1.4685	0.5906	Call
NA 201			12MM	1.8504	1.7126	0.6299	Call
NA 201-8	020533	1/2		1.8504	1.7126	0.6229	26.13
NA 202			15MM	1.8504	1.7126	0.6229	Call
NA 202-10	020534	5/8		1.8504	1.7126	0.6229	20.98
NA 203			17MM	1.8504	1.7126	0.6229	Call
NA 204-12	020535	3/4		1.8504	1.7126	0.6229	18.56
NA 204	020537		20MM	1.8504	1.7126	0.6229	19.84
NA 205-14	020538	7/8		2.0472	1.7441	0.6693	20.98
NA 205-15	020539	15/16		2.0472	1.7441	0.6693	19.97
NA 205	020542		25MM	2.0472	1.7441	0.6693	22.15
NA 205-16	020540	1		2.0472	1.7441	0.6693	25.83
NA 206-17	020543	1-1/16		2.4409	1.9016	0.7480	23.95
NA 206-18	020544	1-1/8		2.4409	1.9016	0.7480	28.93
NA 206	020549		30MM	2.4409	1.9016	0.7480	27.22
NA 206-19	020545	1-3/16		2.4409	1.9016	0.7480	31.26
NA 206-20	020547	1-1/4S		2.4409	1.9016	0.7480	32.66
NA 207-20	020550	1-1/4		2.8346	2.0118	0.7874	38.04
NA 207-21	020552	1-5/16		2.8346	2.0118	0.7874	28.89
NA 207-22	020553	1-3/8		2.8346	2.0118	0.7874	38.04
NA 207	020557		35MM	2.8346	2.0118	0.7874	40.12
NA 207-23	020555	1-7/16		2.8346	2.0118	0.7874	38.04

Continued on next page

 © Baum Hydraulics Corporation

IPTCI NA & NAW BEARING INSERTS

Standard duty with set screw lock.

- Wide inner race
- B-type or L3-type seals

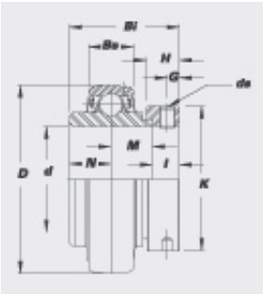

PART NUMBER	SEQUENCE NUMBER	SHAFT SIZE INCHES	SHAFT SIZE METRIC	D BEARING O.D.	Bi BORE LENGTH	Be OUTER RING WIDTH	PRICE PER EACH
NA 208-24	020558	1-1/2		3.1496	2.2165	0.8268	46.31
NA 208-25	020560	1-9/16		3.1496	2.2165	0.8268	34.51
NA 208	020561		40MM	3.1496	2.2165	0.8268	51.32
NA 209-26	020562	1-5/8		3.3465	2.2165	0.8661	45.72
NA 209-27	020564	1-11/16		3.3465	2.2165	0.8661	38.94
NA 209-28	020566	1-3/4		3.3465	2.2165	0.8661	51.69
NA 209	020568		45MM	3.3465	2.2165	0.8661	45.35
NA 210-30	020569	1-7/8		3.5433	2.4685	0.9449	47.79
NA 210-31	020570	1-15/16		3.5433	2.4685	0.9449	62.89
NA 210	020574		50MM	3.5433	2.4685	0.9449	53.11
NA 210-32	020572	2S		3.5433	2.4685	0.9449	62.89
NA 211-32	020575	2		3.9370	2.8110	0.9843	78.99
NA 211-34	020577	2-1/8		3.9370	2.8110	0.9843	60.08
NA 211			55MM	3.9370	2.8110	0.9843	Call
NA 211-35	020578	2-3/16		3.9370	2.8110	0.9843	78.99
NA 212-36	020580	2-1/4		4.3307	3.0630	1.0630	127.25
NA 212			60MM	4.3307	3.0630	1.0630	Call
NA 212-38	020581	2-3/8		4.3307	3.0630	1.0630	97.47
NA 212-39	020582	2-7/16		4.3307	3.0630	1.0630	127.25
NA 213-40	020584	2-1/2		4.7244	3.3740	1.1024	142.76
NA 213			65MM	4.7244	3.3740	1.1024	Call
NA 214-44		2-3/4		4.9213	3.3740	1.1811	Call
NA 214			70MM	4.9213	3.3740	1.1811	Call
NA 215-47	020585	2-15/16		5.1181	3.6260	1.2598	166.12
NA 215			75MM	5.1181	3.6260	1.2598	Call
NA 215-48	020587	3		5.1181	3.6260	1.2598	206.69

 © Baum Hydraulics Corporation

IPTCI UCX BEARING INSERTS

Medium duty with set screw lock.

- Wide inner race with greater load carrying capacity than UC insert
- B-type or L3-type seals

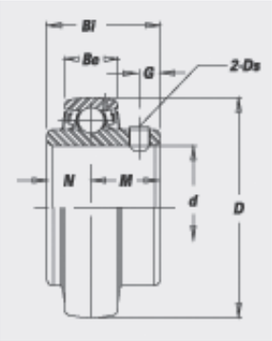

PART NUMBER	SEQUENCE NUMBER	SHAFT SIZE INCHES	SHAFT SIZE METRIC	D BEARING O.D.	Bi BORE LENGTH	Be OUTER RING WIDTH	PRICE PER EACH
UC X05-14	020589	7/8		2.4409	1.5000	0.7480	26.39
UC X05-15	020590	15/16		2.4409	1.5000	0.7480	34.63
UC X05	020593		25MM	2.4409	1.5000	0.7480	44.69
UC X05-16	020591	1		2.4409	1.5000	0.7480	34.63
UC X06-18	020594	1-1/8		2.8346	1.6890	0.7874	32.95
UC X06	020598		30MM	2.8346	1.6890	0.7874	61.33
UC X06-19	020595	1-3/16		2.8346	1.6890	0.7874	40.12
UC X06-20	020596	1-1/4		2.8346	1.6890	0.7874	31.68
UC X07-22	020599	1-3/8		3.1496	1.9370	0.8268	49.45
UC X07	020602		35MM	3.1496	1.9370	0.8268	71.47
UC X07-23	020600	1.7/16		3.1496	1.9370	0.8268	49.45
UC X08-24	020603	1-1/2		3.3465	1.9370	0.8661	57.05
UC X08	020605		40MM	3.3465	1.9370	0.8661	77.38
UC X09-26	020606	1-5/8		3.5433	2.0315	0.9449	53.07
UC X09-27	020607	1-11/16		3.5433	2.0315	0.9449	53.07
UC X09-28	020608	1-3/4		3.5433	2.0315	0.9449	53.08
UC X09	020610		45MM	3.5433	2.0315	0.9449	87.27
UC X10-31	020612	1-15/16		3.9370	2.1890	0.9843	83.53
UC X10	020616		50MM	3.9370	2.1890	0.9843	110.21
UC X11-34	020617	2-1/8		4.3307	2.5630	1.0630	131.94
UC X11	020621		55MM	4.3307	2.5630	1.0630	131.94
UC X11-35	020618	2-3/16		4.3307	2.5630	1.0630	117.57
UC X11-36	020620	2-1/4		4.3307	2.5630	1.0630	85.19
UC X12	020625		60MM	4.7244	2.5630	1.1024	172.38
UC X12-38	020622	2-3/8		4.7244	2.5630	1.1024	122.58
UC X12-39	020623	2-7/16		4.7244	2.5630	1.1024	152.58
UC X13-40	020626	2-1/2		4.9213	2.9370	1.1811	225.73
UC X13	020628		65MM	4.9213	2.9370	1.1811	182.46
UC X14-43	020629	2-11/16		5.1181	3.0630	1.2598	197.14
UC X14	020630		70MM	5.1181	3.0630	1.2598	202.23
UC X15-47	020631	2-15/16		5.5118	3.2520	1.2992	256.58
UC X15	020635		75MM	5.5118	3.2520	1.2992	270.09
UC X15-48	020633	3		5.5118	3.2520	1.2992	333.49
UC X17			85MM	6.2992	3.7795	1.4961	Call
UC X17-55	020636	3-7/16		6.2992	3.7795	1.4961	428.59
UC X17-56	020637	3-1/2		6.2992	3.7795	1.4961	455.95
UC X20			100MM	7.4803	4.6260	1.6929	Call
UC X20-63	020638	3-15/16		7.4803	4.6260	1.6929	590.40
UC X20-64	020639	4		7.4803	4.6260	1.6929	590.40

Prices subject to change without notice. **ASK FOR QUANTITY DISCOUNT**

IPTCI ER BEARING INSERTS

Standard duty with snap ring and set screw lock.

- Wide inner race with
- B-type or L3-type seals
- Black Oxide Finish

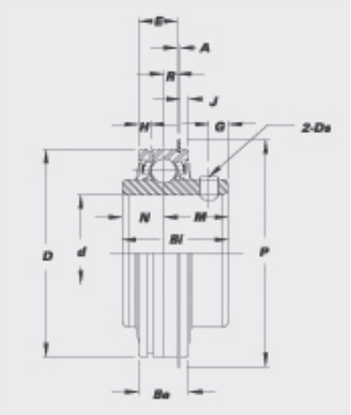

PART NUMBER	SEQUENCE NUMBER	SHAFT SIZE INCHES	SHAFT SIZE METRIC	D BEARING O.D.	Bi BORE LENGTH	Be OUTER RING WIDTH	PRICE PER EACH
ER 201			12MM	1.8504	1.2188	0.6250	Call
ER 201-8	020640	1/2		1.8504	1.2188	0.6250	20.74
ER 202			15MM	1.8504	1.2188	0.6250	Call
ER 202-10	020641	5/8		1.8504	1.2188	0.6250	19.74
ER 203	020642		17MM	1.8504	1.2188	0.6250	20.80
ER 204-12	020643	3/4		1.8504	1.2188	0.6250	17.08
ER 204	020644		20MM	1.8504	1.2188	0.6250	18.98
ER 205-14	020645	7/8		2.0472	1.3750	0.7500	21.46
ER 205-15	020646	15/16		2.0472	1.3750	0.7500	19.20
ER 205	020648		25MM	2.0472	1.3750	0.7500	26.13
ER 205-16	020647	1		2.0472	1.3750	0.7500	24.73
ER 206-17	020649	1-3/16		2.4409	1.5000	0.8661	23.69
ER 206-18	020650	1-1/8		2.4409	1.5000	0.8661	23.69
ER 206	020653		30MM	2.4409	1.5000	0.8661	26.27
ER 206-19	020651	1-3/16		2.4409	1.5000	0.8661	24.63
ER 206-20	020652	1-1/4S		2.4409	1.5000	0.8661	31.70
ER 207-20	020654	1-1/4		2.8346	1.6890	0.9449	31.73
ER 207-21	020655	1-5/16		2.8346	1.6890	0.9449	28.69
ER 207-22	020656	1-3/8		2.8346	1.6890	0.9449	38.04
ER 207	020658		35MM	2.8346	1.6890	0.9449	31.83
ER 207-23	020657	1-7/16		2.8346	1.6890	0.9449	28.69

Continued on next page

 © Baum Hydraulics Corporation

IPTCI ER BEARING INSERTS

Standard duty with snap ring and set screw lock.

- Wide inner race with
- B-type or L3-type seals
- Black Oxide Finish

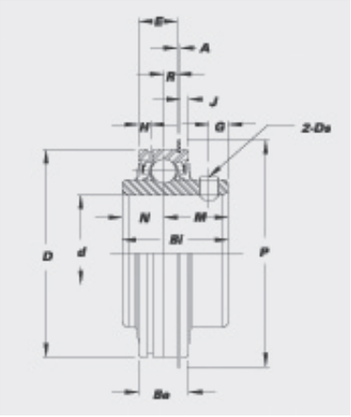

PART NUMBER	SEQUENCE NUMBER	SHAFT SIZE INCHES	SHAFT SIZE METRIC	D BEARING O.D.	Bi BORE LENGTH	Be OUTER RING WIDTH	PRICE PER EACH
ER 208-24	020659	1-1/2		3.1496	1.9370	1.1024	34.30
ER 208-25	020660	1-9/16		3.1496	1.9370	1.1024	34.30
ER 208	020661		40MM	3.1496	1.9370	1.1024	38.10
ER 209-26	020662	1-5/8		3.3465	1.9370	1.1024	38.03
ER 209-27	020663	1-11/16		3.3465	1.9370	1.1024	38.03
ER 209-28	020664	1-3/4		3.3465	1.9370	1.1024	39.55
ER 209	020665		45MM	3.3465	1.9370	1.1024	42.25
ER 210-30	020666	1-7/8		3.5433	2.0315	1.1024	46.17
ER 210-31	020667	1-15/16		3.5433	2.0315	1.1024	46.17
ER 210	020669		50MM	3.5433	2.0315	1.1024	51.30
ER 210-32	020668	2S		3.5433	2.0315	1.1024	46.17
ER 211-32	020670	2		3.9370	2.1890	1.1811	62.27
ER 211-34		2-1/8		3.9370	2.1890	1.1811	Call
ER 211	020672		55MM	3.9370	2.1890	1.1811	69.16
ER 211-35	020671	2-3/16		3.9370	2.1890	1.1811	62.27
ER 212-36	020673	2-1/4		4.3307	2.5630	1.2598	91.02
ER 212	020675		60MM	4.3307	2.5630	1.2598	101.12
ER 212-38		2-3/8		4.3307	2.5630	1.2598	Call
ER 212-39	020674	2-7/16		4.3307	2.5630	1.2598	91.02
ER 215-47	020676	2-15/16		5.1181	3.0625	1.5000	186.90
ER 215			75MM	5.1181	3.0625	1.5000	Call
ER 215-48	020677	3		5.1181	3.0625	1.5000	186.90

IPTCI SB & CSB BEARING INSERTS

- Set screw lock
- Available relubricatable or non-relubricatable
- Narrow inner race
- K-type seals
- Spherical (SB) and cylindrical (CSB)

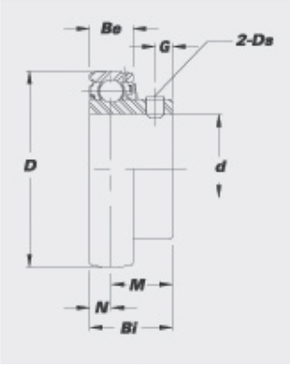

SBg Relubricatable Inserts

PART NUMBER	SEQUENCE NUMBER	SHAFT SIZE INCHES	SHAFT SIZE METRIC	D BEARING O.D.	Bi BORE LENGTH	Be OUTER RING WIDTH	PRICE PER EACH
SB 201G			12MM	1.5748	0.8661	0.4724	Call
SB 201-8G	020678	1/2		1.5748	0.8661	0.4724	22.87
SB 202G			15MM	1.5748	0.8661	0.4724	Call
SB 202-10G	020680	5/8		1.5748	0.8661	0.4724	22.87
SB 203G			17MM	1.5748	0.8661	0.4724	Call
SB 204-12G	020684	3/4		1.8504	0.9843	0.5512	19.14
SB 204G	020686		20MM	1.8504	0.9843	0.5512	15.68
SB 205-14G	020688	7/8		2.0472	1.0630	0.5906	20.95
SB 205-15G	020690	15/16		2.0472	1.0630	0.5906	15.96
SB 205G	020694		25MM	2.0472	1.0630	0.5906	16.92
SB 205-16G	020692	1		2.0472	1.0630	0.5906	20.95
SB 206-17G		1-1/16		2.4409	1.1811	0.7087	Call
SB 206-18G	020698	1-1/8		2.4409	1.1811	0.7087	24.74
SB 206G	020704		30MM	2.4409	1.1811	0.7087	21.96
SB 206-19G	020700	1-3/16		2.4409	1.1811	0.7087	24.73
SB 206-20G	020702	1-1/4S		2.4409	1.1811	0.7087	27.78
SB 207-20G	020706	1-1/4		2.8346	1.2992	0.7480	32.66
SB 207-21G	020708	1-5/16		2.8346	1.2992	0.7480	24.66
SB 207-22G	020710	1-3/8		2.8346	1.2992	0.7480	32.66
SB 207G	020714		35MM	2.8346	1.2992	0.7480	26.14
SB 207-23G	020712	1-7/16		2.8346	1.2992	0.7480	32.66
SB 208-25G	020717	1-9/16		3.1496	1.4173	0.8661	29.30
SB 208G	020718		40MM	3.1496	1.4173	0.8661	31.07

Continued on next page

 © Baum Hydraulics Corporation

IPTCI SB & CSB BEARING INSERTS

- Set screw lock
- Available relubricatable or non-relubricatable
- Narrow inner race
- K-type seals
- Spherical (SB) and cylindrical (CSB)

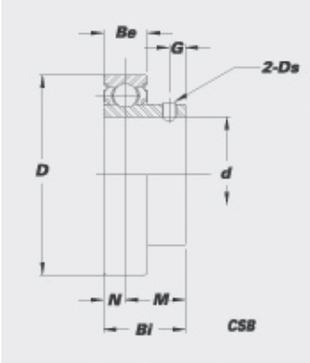

SBn and CSB Non-Relubricatable Inserts

PART NUMBER	SEQUENCE NUMBER	SHAFT SIZE INCHES	SHAFT SIZE METRIC	D BEARING O.D.	Bi BORE LENGTH	Be OUTER RING WIDTH	PRICE PER EACH
SB 201N			12MM	1.5748	0.8661	0.4724	Call
SB 201-8N	020679	1-2		1.5748	0.8661	0.4724	17.14
SB 202N	020682		15MM	1.5748	0.8661	0.4724	18.41
SB 202-10N	020681	5/8		1.5748	0.8661	0.4724	17.14
SB 203N	020683		17MM	1.5748	0.8661	0.4724	22.97
SB 204-12N	020685	3/4		1.8504	0.9843	0.5512	16.80
SB 204N	020687		20MM	1.8504	0.9843	0.5512	15.30
SB 205-14N	020689	7/8		2.0472	1.0630	0.5906	15.68
SB 205-15N	020691	15/16		2.0472	1.0630	0.5906	15.68
SB 205N	020695		25MM	2.0472	1.0630	0.5906	19.60
SB 205-16N	020693	1		2.0472	1.0630	0.5906	20.95
SB 206-17N	020697	1-1/16		2.4409	1.1417	0.6299	19.74
SB 206-18N	020699	1-1/8		2.4409	1.1417	0.6299	26.82
SB 206N	020705		30MM	2.4409	1.1417	0.6299	20.80
SB 206-19N	020701	1-3/16		2.4409	1.1417	0.6299	20.53
SB 206-20N	020703	1-1/4S		2.4409	1.1417	0.6299	20.53
SB 207-20N	020707	1-1/4		2.8346	1.2598	0.6693	23.33
SB 207-21N	020709	1-5/16		2.8346	1.2598	0.6693	23.32
SB 207-22N	020711	1-3/8		2.8346	1.2598	0.6693	23.33
SB 207N			35MM	2.8346	1.2598	0.6693	Call
SB 207-23N	020713	1-7/16		2.8346	1.2598	0.6693	23.33
SB 208N			40MM	3.1496	1.3386	0.7087	Call

IPTCI SA & CSA BEARING INSERTS

- Eccentric screw lock
- Available relubricatable or non-relubricatable
- Narrow inner race
- K-type seals
- Spherical (SB) and cylindrical (CSB)

PART NUMBER	SEQUENCE NUMBER	SHAFT SIZE INCHES	SHAFT SIZE METRIC	D BEARING O.D.	Bi BORE LENGTH	Be OUTER RING WIDTH	PRICE PER EACH
SA 201			12MM	1.5748	1.1260	0.5118	Call
SA 201-8	020719	1/2		1.5748	1.1260	0.5118	24.74
SA 202			15MM	1.5748	1.1260	0.5118	Call
SA 202-10	020721	5/8		1.5748	1.1260	0.5118	27.78
SA 203			17MM	1.5748	1.1260	0.5118	Call
SA 204-12	020723	3/4		1.8504	1.2205	0.5906	18.66
SA 205-14	020727	7/8		2.0472	1.2205	0.5906	22.87
SA 205	020733		25MM	2.0472	1.2205	0.5906	20.10
SA 205-16	020731	1		2.0472	1.2205	0.5906	23.89
SA 206-17	020734	1-1/16		2.4409	1.4055	0.7087	28.47
SA 206-18	020736	1-1/8		2.4409	1.4055	0.7087	29.73
SA 206	020742		30MM	2.4409	1.4055	0.7087	24.45
SA 206-19	020738	1-3/16		2.4409	1.4055	0.7087	29.73
SA 206-20	020740	1-1/4S		2.4409	1.4055	0.7087	29.73
SA 207-20	020743	1-1/4		2.8346	1.5315	0.7480	34.63
SA 207-21	020745	1-5/16		2.8346	1.5315	0.7480	34.63
SA 207-22	020747	1-3/8		2.8346	1.5315	0.7480	34.63
SA 207			35MM	2.8346	1.5315	0.7480	Call
SA 207-23	020749	1-7/16		2.8346	1.5315	0.7480	34.63
SA 208-24	020751	1-1/2		3.1496	1.7205	0.8661	41.94
SA 208-25		1-9/16		3.1496	1.7205	0.8661	Call
SA 208			40MM	3.1496	1.7205	0.8661	Call
SA 209-26	020754	1-5/8		3.3465	1.7205	0.8661	47.59
SA 209-27	020756	1-11/16		3.3465	1.7205	0.8661	49.75
SA 209-28	020758	1-3/4		3.3465	1.7205	0.8661	49.75
SA 209			45MM	3.3465	1.7205	0.8661	Call
SA 210-30	020760	1-7/8		3.5433	1.7205	0.8661	52.25
SA 210			50MM	3.5433	1.7205	0.8661	Call
SA 210-32	020764	2S		3.5433	1.7205	0.8661	52.25
SA 211-32	020766	2		3.9370	1.9055	0.9449	69.24
SA 211-34		2-1/8		3.9370	1.9055	0.9449	Call
SA 211			55MM	3.9370	1.9055	0.9449	Call
SA 211-35	020768	2-3/16		3.9370	1.9055	0.9449	54.60

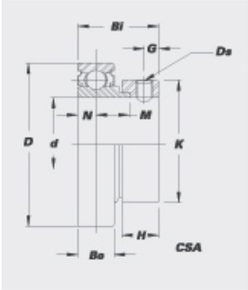

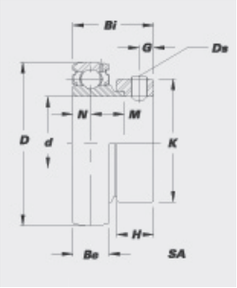

 © Baum Hydraulics Corporation

IPTCI TO FAFNIR INTERCHANGE

FAFNIR #	IPTCI #
YAS	UCP
RAS	NAP
YAK	UCPL
RAK	NAPL
SAS	SBP
SAK	SBPL
VAS	SAP
VAK	SAPL
YAS PS	SUCTP
YAS PT	CUCTP
YTB	UCPA
RTB	NAPA
STB	SBPA
VTB	SAPA
YCJ	UCF
RCJ	NANF
SCJ	SBF
VCJ	SAF
YCJ PS	SUCTF
YCJ PT	CUCTF
GSFD	SBRFB
GVFD	SARFB
YCJT	UCFL

FAFNIR #	IPTCI #
RCJT	NANFL
SCJT	SBFL
VJCT	SAFL
GSFTD	SBLF H4
GVFTD	SALF H4
YCJT PS	SUCTFL
YCJT PT	CUCTFL
RFC	UCFCF
YTU	UCT
RTU	NAT
RHC	UCHA
GY KRRB	UC/UCW
GY KPPB3	UC L3
G KRRB	NA/NAW
G KPPB3	NA L3
GYM KRRB	UCX
ER	ER
YA RRB	SB N
GYA RRB	SB G
YA RR	CSB
RA RRB	SA N
GRA RRB	SA G
RA100RR	CSA
GY KRRB TDCF	CUC

CAST BRONZE STANDARD STOCK BEARINGS

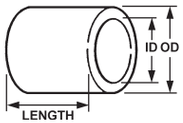

Bunting cast bronze bearings are machined from continuous cast C93200 (SAE660) bronze for superior quality and performance.

Tolerances:

I.D. 3" or less	±.0010"
over 3"	±.0015"
O.D. 3" or less	±.002" to .003"
over 3"	±.003 to .005"
Length:	±.005"

Chemical Composition:

Copper	81.0 - 85.0%
Tin	6.3 - 7.5%
Lead	6.0 - 8.0%
Zinc	2.0 - 4.0%
Concentricity	±.003" T. I.R.

I.D. Ins. x O.D. Ins.	Wall Thick-ness	Part Number	Length Inches	Our Sequence Number	Per Each	Part Number	Length Inches	Our Sequence Number	Per Each	Part Number	Length Inches	Our Sequence Number	Per Each	Part Number	Length Inches	Our Sequence Number	Per Each
3/16 x 5/16	1/16	**CB03-0504**	1/2	774684	**$2.10**	**CB03-0506**	3/4	774686	**$2.03**	**CB03-0508**	1	774688	**$2.27**				
1/4 x 3/8	1/16					**CB04-0603**	3/8	774692	**1.92**	**CB04-0604**	1/2	774694	**2.05**	**CB04-0606**	3/4	774696	**$2.12**
		CB04-0608	1	774698	**2.54**	**CB04-0610+**	1-1/4	774700	**2.74**								
1/4 x 7/16	3/32	**CB04-0706**	3/4	774701	**2.35**	**CB04-0708**	1	774702	**2.54**	**CB04-0710**	1-1/4	774703	**2.89**				
5/16 x 7/16	1/16	**CB05-0704**	1/2	774704	**2.37**					**CB05-0708**	1	774708	**2.27**	**CB05-0710**	1-1/4	774710	**2.42**
5/16 x 1/2	3/32	**CB05-0806**	3/4	774709	**2.30**	**CB05-0808**	1	774711	**2.96**	**CB05-0810**	1-1/4	774712	**2.74**				
3/8 x 1/2	1/16	**CB06-0803**	3/8	774713	**2.15**	**CB06-0804**	1/2	774714	**2.44**	**CB06-0806**	3/4	774715	**2.57**	**CB06-0808**	1	774716	**2.69**
		CB06-0810	1-1/4	774717	**2.81**	**CB06-0812+**	1-1/2	774720	**3.04**								
3/8 x 9/16	3/32	**CB06-0906**	3/4	774721	**2.44**	**CB06-0908**	1	774722	**2.64**	**CB06-0910**	1-1/4	774723	**3.36**				
3/8 x 5/8	1/8	**CB06-1006**	3/4	774724	**2.57**	**CB06-1008**	1	774725	**3.41**	**CB06-1010**	1-1/4	774726	**3.68**	**CB06-1012**	1-1/2	774730	**4.05**
7/16 x 9/16	1/16	**CB07-0908**	1	774732	**2.54**	**CB07-0910**	1-1/4	774733	**2.67**	**CB07-0912**	1-1/2	774734	**3.33**				
7/16 x 5/8	3/32	**CB07-1008**	1	774738	**3.18**	**CB07-1010**	1-1/4	774739	**2.96**	**CB07-1012**	1-1/2	774740	**3.18**	**CB07-1016**	2	774750	**4.34**
7/16 x 3/4	5/32	**CB07-1208**	1	774760	**4.00**	**CB07-1212**	1-1/2	774763	**4.30**								
1/2 x 5/8	1/16	**CB08-1005**	5/8	774768	**2.52**	**CB08-1006+**	3/4	774770	**2.59**	**CB08-1007**	7/8	774772	**2.27**	**CB08-1008**	1	774773	**2.74**
		CB08-1010	1-1/4	774774	**2.96**	**CB08-1011**	1-3/8	774776	**2.69**	**CB08-1012**	1-1/2	774777	**3.60**	**CB08-1014**	1-3/4	774778	**1.88**
		CB08-1016	2	774780	**3.80**	**CB08-1018**	2-1/4	774782	**3.95**								
1/2 x 11/16	3/32	**CB08-1106**	3/4	774784	**2.99**					**CB08-1110**	1-1/4	774786	**3.68**	**CB08-1112**	1-1/2	774787	**3.85**
		CB08-1116	2	774789	**3.51**												
1/2 x 3/4	1/8	**CB08-1206**	3/4	774794	**2.96**	**CB08-1208**	1	774796	**3.65**	**CB08-1210+**	1-1/4	774800	**3.28**	**CB08-1212**	1-1/2	774802	**4.52**
		CB08-1214	1-3/4	774804	**4.86**	**CB08-1216**	2	774806	**5.21**	**CB08-1220**	2-1/2	774810	**6.10**	**CB08-1222**	2-3/4	774812	**6.74**
1/2 x 13/16	5/32	**CB08-1312**	1-1/2	774815	**....**												
1/2 x 7/8	3/16	**CB08-1408**	1	774817	**4.79**	**CB08-1410**	1-1/4	774818	**4.32**	**CB08-1412+**	1-1/2	774820	**5.97**	**CB08-1414**	1-3/4	774821	**6.54**
		CB08-1416	2	774822	**7.18**												
1/2 x 1	1/4	**CB08-1608**	1	774824	**5.83**	**CB08-1612**	1-1/2	774826	**6.17**	**CB08-1616+**	2	774830	**9.70**	**CB08-1618**	2-1/4	774831	**8.00**
9/16 x 11/16	1/16	**CB09-1108**	1	774832	**3.11**	**CB09-1114**	1-3/4	774833	**4.02**								
9/16 x 3/4	3/32	**CB09-1208**	1	774834	**3.48**	**CB09-1210**	1-1/4	774835	**2.99**					**CB09-1216**	2	774837	**4.76**
		CB09-1218	2-1/4	774838	**4.30**												
5/8 x 3/4	1/16	**CB10-1204**	1/2	774841	**9.92**	**CB10-1206**	3/4	774842	**2.79**	**CB10-1208**	1	774843	**2.99**	**CB10-1210**	1-1/4	774844	**3.33**
		CB10-1212+	1-1/2	774840	**3.46**	**CB10-1214**	1-3/4	774845	**3.83**	**CB10-1216**	2	774846	**4.02**	**CB10-1220***	2-1/2	774850	**4.52**
5/8 x 13/16	3/32	**CB10-1308**	1	774852	**3.11**	**CB10-1310**	1-1/4	774854	**4.07**	**CB10-1312**	1-1/2	774856	**4.39**				
5/8 x 7/8	1/8	**CB10-1404**	1/2	774866	**3.11**	**CB10-1406**	3/4	774868	**3.53**	**CB10-1408+**	1	774870	**4.20**	**CB10-1410**	1-1/4	774872	**4.64**
		CB10-1412	1-1/2	774874	**4.64**	**CB10-1414**	1-3/4	774876	**5.78**	**CB10-1416**	2	774877	**6.25**	**CB10-1424**	3	774880	**8.27**
5/8 x 1	3/16	**CB10-1608**	1	774888	**5.36**	**CB10-1612+**	1-1/2	774890	**7.13**	**CB10-1616**	2	774892	**6.86**	**CB10-1620**	2-1/2	774895	**10.24**
		CB10-1624	3	774900	**11.97**												
5/8 x 1-1/8	1/4	**CB10-1812**	1-1/2	774910	**9.11**												

Prices subject to change without notice. **ASK FOR QUANTITY DISCOUNT**

1-800-228-9222 / e-mail: sales@baumhydraulics.com
Fax: 1-800-832-2522 / www.baumhydraulics.com / © Baum Hydraulics Corporation

BAUM HYDRAULICS CORPORATION

CAST BRONZE STANDARD STOCK BEARINGS

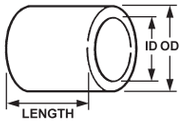

Bunting cast bronze bearings are machined from continuous cast C93200 (SAE660) bronze for superior quality and performance.

Tolerances:

I.D. 3" or less	±.0010"
over 3"	±.0015"
O.D. 3" or less	±.002" to .003"
over 3"	±.003 to .005"
Length:	±.005"

Chemical Composition:

Copper	81.0 - 85.0%
Tin	6.3 - 7.5%
Lead	6.0 - 8.0%
Zinc	2.0 - 4.0%
Concentricity	±.003" T. I.R.

I.D. Ins. x O.D. Ins.	Wall Thick-ness	Part Number	Length Inches	Our Sequence Number	Per Each	Part Number	Length Inches	Our Sequence Number	Per Each	Part Number	Length Inches	Our Sequence Number	Per Each	Part Number	Length Inches	Our Sequence Number	Per Each
3/4 x 7/8	1/16	**CB12-1406**	3/4	774918	**$3.09**	**CB12-1408+**	1	774920	**$3.36**	**CB12-1410**	1-1/4	774921	**$3.31**	**CB12-1412**	1-1/2	774922	**$3.85**
		CB12-1414	1-3/4	774924	**4.34**	**CB12-1416**	2	774926	**4.22**	**CB12-1418**	2-1/4	774928	**3.97**	**CB12-1420***	2-1/2	774930	**5.18**
3/4 x 15/16	3/32	**CB12-1508**	1	774932	**4.15**	**CB12-1512**	1-1/2	774935	**5.11**	**CB12-1516**	2	774938	**6.12**	**CB12-1524**	3	774940	**7.92**
3/4 x 1	1/8	**CB12-1604**	1/2	774944	**3.04**	**CB12-1606**	3/4	774946	**3.88**	**CB12-1608+**	1	774950	**4.52**	**CB12-1609**	1-1/8	774952	**3.82**
		CB12-1610	1-1/4	774953	**5.23**	**CB12-1612**	1-1/2	774954	**5.85**	**CB12-1614**	1-3/4	774955	**6.34**	**CB12-1616**	2	774956	**6.94**
		CB12-1618	2-1/4	774957	**7.68**	**CB12-1620**	2-1/2	774959	**8.32**	**CB12-1624***	3	774960	**7.18**	**CB12-1628**	3-1/2	774961	**10.64**
3/4 x 1-1/16	5/32	**CB12-1708**	1	774965	**4.69**	**CB12-1716**	2	774967	**8.74**								
3/4 x 1-1/8	3/16	**CB12-1808**	1	774969	**6.00**	**CB12-1812+**	1-1/2	774970	**7.97**	**CB12-1816**	2	774972	**9.65**	**CB12-1820**	2-1/2	774975	**8.91**
		CB12-1824	3	774980	**13.18**												
3/4 x 1-3/16	7/32	**CB12-1912**	1-1/2	774982	**8.89**												
3/4 x 1-1/4	1/4	**CB12-2014**	1-3/4	774988	**10.96**	**CB12-2016+**	2	774990	**12.02**	**CB12-2020**	2-1/2	774993	**11.40**	**CB12-2024**	3	775000	**17.30**
7/8 x 1	1/16	**CB14-1608**	1	775006	**3.65**	**CB14-1610**	1-1/4	775008	**3.97**	**CB14-1612+**	1-1/2	775010	**4.37**	**CB14-1616***	2	775020	**4.94**
7/8 x 1-1/16	3/32	**CB14-1712**	1-1/2	775022	**5.46**												
7/8 x 1-1/8	1/8	**CB14-1806**	3/4	775024	**3.55**	**CB14-1808**	1	775026	**5.06**	**CB14-1810**	1-1/4	775028	**5.70**	**CB14-1812+**	1-1/2	775030	**6.32**
		CB14-1816	2	775036	**7.58**	**CB14-1820**	2-1/2	775038	**9.08**	**CB14-1824***	3	775040	**10.37**				
7/8 x 1-3/16	5/32	**CB14-1916**	2	775042	**9.21**												
7/8 x 1-1/4	3/16	**CB14-2012**	1-1/2	775048	**8.47**	**CB14-2016+**	2	775050	**10.17**	**CB14-2020**	2-1/2	775058	**13.18**	**CB14-2024**	3	775060	**14.66**
7/8 x 1-3/8	1/4	**CB14-2212**	1-1/2	775070	**8.32**	**CB14-2216**	2	775078	**10.42**	**CB14-2224**	3	775080	**19.16**				
15/16 x 1-1/8	3/32	**CB15-1812**	1-1/2	775082	**5.53**												
15/16 x 1-1/4	5/32	**CB15-2016**	2	775083	**8.89**												
1 x 1-1/8	1/16	**CB16-1808**	1	775084	**3.28**	**CB16-1811**	1-3/8	775086	**3.58**	**CB16-1812**	1-1/2	775088	**4.39**	**CB16-1816+**	2	775090	**5.16**
		CB16-1820*	2-1/2	775100	**5.68**												
1 x 1-3/16	3/32	**CB16-1908**	1	775104	**4.49**	**CB16-1910**	1-1/4	775108	**....**	**CB16-1912+**	1-1/2	775110	**5.41**	**CB16-1916**	2	775115	**6.47**
		CB16-1920	2-1/2	775120	**7.68**												
1 x 1-1/4	1/8	**CB16-2006**	3/4	775122	**4.32**	**CB16-2008**	1	775123	**5.09**	**CB16-2010**	1-1/4	775125	**5.73**	**CB16-2012**	1-1/2	775126	**6.42**
		CB16-2014	1-3/4	775128	**7.26**	**CB16-2016*+**	2	775130	**8.27**	**CB16-2018**	2-1/4	775132	**8.84**	**CB16-2020**	2-1/2	775134	**9.70**
		CB16-2022	2-3/4	775136	**10.47**	**CB16-2024***	3	775140	**15.80**	**CB16-2028**	3-1/2	775142	**12.98**				
1 x 1-5/16	5/32	**CB16-2116**	2	775146	**9.85**	**CB16-2118**	2-1/4	775148	**10.17**	**CB16-2124**	3	775150	**13.92**				
1 x 1-3/8	3/16	**CB16-2208**	1	775152	**6.81**	**CB16-2210**	1-1/4	775153	**7.85**	**CB16-2212**	1-1/2	775154	**9.01**	**CB16-2216+**	2	775160	**11.21**
		CB16-2220	2-1/2	775165	**13.63**	**CB16-2224**	3	775170	**16.19**								
1 x 1-1/2	1/4	**CB16-2412**	1-1/2	775178	**11.38**	**CB16-2416+**	2	775180	**13.72**	**CB16-2420**	2-1/2	775186	**17.87**	**CB16-2424**	3	775190	**21.13**
		CB16-2432	4	775194	**27.60**												
1 x 1-5/8	5/16	**CB16-2616**	2	775200	**21.67**	**CB16-2624**	3	775210	**25.77**								
1 x 2	1/2	**CB16-3224**	3	775220	**46.09**												
1-1/16 x 1-3/8	5/32	**CB17-2216**	2	775225	**9.06**												
1-1/8 x 1-1/4	1/16	**CB18-2012+**	1-1/2	775230	**5.04**	**CB18-2016***	2	775358	**6.39**								
1-1/8 x 1-3/8	1/8	**CB18-2208**	1	775359	**5.48**	**CB18-2210**	1-1/4	775361	**6.17**	**CB18-2212**	1-1/2	775360	**7.11**	**CB18-2214**	1-3/4	775363	**5.88**
		CB18-2216	2	775365	**8.57**	**CB18-2220**	2-1/2	775367	**10.61**	**CB18-2224***	3	775362	**12.37**	**CB18-2232**	4	775369	**16.64**
1-1/8 x 1-1/2	3/16	**CB18-2412**	1-1/2	775357	**9.75**	**CB18-2416**	2	775364	**12.49**	**CB18-2424**	3	775366	**17.90**				
1-1/8 x 1-5/8	1/4	**CB18-2616**	2	775368	**15.45**	**CB18-2620**	2-1/2	775371	**19.72**								
1-1/8 x 2	7/16	**CB18-3224**	3	775372	**30.46**												

ASK FOR QUANTITY DISCOUNT ***Prices subject to change without notice.***

BAUM HYDRAULICS CORPORATION
1-800-228-9222 / e-mail: sales@baumhydraulics.com
Fax: 1-800-832-2522 / www.baumhydraulics.com / © Baum Hydraulics Corporation

CAST BRONZE STANDARD STOCK BEARINGS

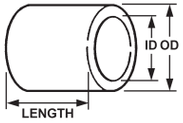

Bunting cast bronze bearings are machined from continuous cast C93200 (SAE660) bronze for superior quality and performance.

Tolerances:

I.D. 3” or less	±.0010”
over 3”	±.0015”
O.D. 3” or less	±.002” to .003”
over 3”	±.003 to .005”
Length:	±.005”

Chemical Composition:

Copper	81.0 - 85.0%
Tin	6.3 - 7.5%
Lead	6.0 - 8.0%
Zinc	2.0 - 4.0%
Concentricity	±.003” T. I.R.

I.D. Ins. x O.D. Ins.	Wall Thick-ness	Part Number	Length Inches	Our Sequence Number	Per Each	Part Number	Length Inches	Our Sequence Number	Per Each	Part Number	Length Inches	Our Sequence Number	Per Each	Part Number	Length Inches	Our Sequence Number	Per Each
1-3/16 x 1-3/8	3/32	**CB19-2216**	2	775373	**$7.48**												
1-1/4 x 1-7/16	3/32	**CB20-2324**	3	775374	**10.64**												
1-1/4 x 1-1/2	1/8	**CB20-2408**	1	775375	**5.73**	**CB20-2410**	1-1/4	775377	**$6.69**	**CB20-2411**	1-3/8	775379	**$7.11**	**CB20-2412+**	1-1/2	775376	**$7.58**
		CB20-2414	1-3/4	775450	**8.34**	**CB20-2416**	2	775452	**9.13**	**CB20-2418**	2-1/4	775454	**9.92**	**CB20-2420**	2-1/2	775456	**11.06**
		CB20-2424*	3	775378	**12.61**	**CB20-2426**	3-1/4	775458	**13.97**	**CB20-2432**	4	775459	**17.35**				
1-1/4 x 1-5/8	3/16	**CB20-2614**	1-3/4	775381	**11.40**	**CB20-2616**	2	775380	**14.05**	**CB20-2620**	2-1/2	775383	**14.84**	**CB20-2624**	3	775382	**24.02**
1-1/4 x 1-3/4	1/4	**CB20-2816**	2	775385	**16.84**	**CB20-2820**	2-1/2	775384	**20.24**	**CB20-2824**	3	775386	**18.00**				
1-1/4 x 1-7/8	5/16	**CB20-3016**	2	775387	**16.29**												
1-1/4 x 2	3/8	**CB20-3224**	3	775388	**38.36**												
1-3/8 x 1-1/2	1/16	**CB22-2416**	2	775390	**6.20**	**CB22-2420**	2-1/2	775392	**7.36**								
1-3/8 x 1-5/8	1/8	**CB22-2612**	1-1/2	775394	**8.29**	**CB22-2616**	2	775398	**10.44**	**CB22-2624**	3	775400	**15.26**	**CB22-2628**	3-1/2	775406	**13.82**
		CB22-2632	4	775412	**20.02**												
1-3/8 x 1-3/4	3/16	**CB22-2816**	2	775464	**10.49**	**CB22-2820**	2-1/2	775465	**17.33**	**CB22-2824**	3	775466	**20.93**				
1-3/8 x 1-7/8	1/4	**CB22-3024**	3	775468	**26.34**												
1-3/8 x 2	5/16	**CB22-3224**	3	775470	**33.33**												
1-1/2 x 1-5/8	1/16	**CB24-2616**	2	775472	**6.67**												
1-1/2 x 1-3/4	1/8	**CB24-2808**	1	775473	**6.32**	**CB24-2810**	1-1/4	775475	**7.36**	**CB24-2812**	1-1/2	775477	**8.29**	**CB24-2814**	1-3/4	775484	**9.28**
		CB24-2816*	2	775474	**10.32**	**CB24-2818**	2-1/4	775485	**10.61**	**CB24-2820**	2-1/2	775486	**12.47**	**CB24-2824**	3	775476	**15.01**
1-1/2 x 1-7/8	3/16	**CB24-3012**	1-1/2	775479	**11.85**	**CB24-3016**	2	775478	**15.11**	**CB24-3020**	2-1/2	775482	**18.86**	**CB24-3024**	3	775480	**22.49**
1-1/2 x 2	1/4	**CB24-3216**	2	775488	**18.91**	**CB24-3220**	2-1/2	775490	**24.09**	**CB24-3224**	3	775500	**28.81**	**CB24-3232**	4	775502	**38.73**
1-1/2 x 2-1/8	5/16	**CB24-3424**	3	775504	**35.77**												
1-1/2 x 2-1/4	3/8	**CB24-3624**	3	775505	**34.56**												
1-5/8 x 1-7/8	1/8	**CB26-3018**	2-1/4	775508	**12.24**	**CB26-3024**	3	775510	**12.49**								
1-5/8 x 2	3/16	**CB26-3224**	3	775520	**23.11**	**CB26-3232**	4	775521	**30.34**								
1-5/8 x 2-1/8	1/4	**CB26-3424**	3	775523	**22.78**												
1-3/4 x 2	1/8	**CB28-3218**	2-1/4	775524	**13.63**	**CB28-3220**	2-1/2	775528	**15.01**	**CB28-3224**	3	775530	**17.97**	**CB28-3232**	4	775532	**24.09**
1-3/4 x 2-1/8	3/16	**CB28-3422**	2-3/4	775538	**17.13**	**CB28-3426**	3-1/4	775540	**26.19**								
1-3/4 x 2-1/4	1/4	**CB28-3616**	2	775548	**21.53**	**CB28-3624**	3	775550	**32.46**								
1-3/4 x 2-3/8	5/16	**CB28-3828**	3-1/2	775555	**48.33**												
1-7/8 x 2-1/8	1/8	**CB30-3424**	3	775560	**19.01**												
1-7/8 x 2-1/4	3/16	**CB30-3624**	3	775570	**25.40**												
1-7/8 x 2-3/8	1/4	**CB30-3824**	3	775580	**36.31**												
2 x 2-1/4	1/8	**CB32-3616**	2	775588	**15.72**	**CB32-3620**	2-1/2	775589	**18.51**	**CB32-3624**	3	775590	**21.13**	**CB32-3632**	4	775592	**26.78**
		CB32-3640	5	775594	**24.73**												
2 x 2-3/8	3/16	**CB32-3824**	3	775600	**27.89**	**CB32-3832**	4	775604	**39.62**								
2 x 2-1/2	1/4	**CB32-4020**	2-1/2	775608	**31.99**	**CB32-4024**	3	775610	**38.43**	**CB32-4032**	4	775612	**51.00**				

11 CAST ASSORTMENT IS ONE OF EACH STARRED SIZE ON PREVIOUS TWO PAGES AND THIS PAGE. **Sequence # Z90470** **$105.58**

LGKCBB ASSORTMENT IS ONE OF EACH PLUS SIZE ON PREVIOUS TWO PAGES AND THIS PAGE. **Sequence # Z92570** **$196.50**

POWDERED BRONZE STANDARD STOCK BEARINGS

STOCK BEARINGS

Bunting Bearings offer a complete line of stock plane bearings, flange bearings and washers made of PM bronze. Bunting sintered bronze stock bearings have long conformed to ASTM chemical and physical properties, and are the first to include all ASTM standard sizes to ASTM recommended dimensions and tolerances.

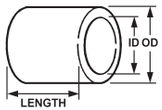

I.D. or O.D. SIZE	Tolerance
- - to 1.510	-.001
1.511 to 2.510	-.0015
2.511 to 3.010	-.002
3.011 to 4.010	-.003
4.011 to 5.010	-.004

Length SIZE	Tolerance
- - to 1.495	±.005
1.496 to 2.990	±.0075
2.991 to 4.895	±.010

I.D. Ins. x O.D. Ins.	Wall Thickness	Part Number	Length Inches	Our Sequence Number	Per Each	Part Number	Length Inches	Our Sequence Number	Per Each	Part Number	Length Inches	Our Sequence Number	Per Each	Part Number	Length Inches	Our Sequence Number	Per Each
1/8 x 1/4	1/16	**PM02-0402**	1/8	877105	**$0.88**	**PM02-0404**	1/4	877110	**$0.64**								
3/16 x 1/4	1/32	**PM03-0404**	1/4	877125	**0.36**	**PM03-0406**	3/8	877130	**0.41**	**PM03-0408**	1/2	877135	**0.67**	**PM03-0410**	5/8	877136	**0.47**
		PM03-0412	3/4	877137	**0.72**												
3/16 x 5/16	1/16	**PM03-0504**	1/4	877140	**0.48**	**PM03-0506**	3/8	877145	**0.72**	**PM03-0508**	1/2	877150	**0.58**	**PM03-0510**	5/8	877155	**0.81**
		PM03-0512	3/4	877156	**1.05**	**PM03-0516**	1	877158	**1.16**								
3/16 x 3/8	3/32	**PM03-0606**	3/8	877160	**1.35**	**PM03-0608**	1/2	877165	**1.39**	**PM03-0610**	5/8	877172	**0.83**	**PM03-0612**	3/4	877170	**1.93**
1/4 x 5/16	1/32	**PM04-0504**	1/4	877175	**0.64**	**PM04-0506**	3/8	877180	**0.67**	**PM04-0508**	1/2	775620	**....**	**PM04-0512**	3/4	877190	**0.74**
1/4 x 3/8	1/16	**PM04-0604**	1/4	877195	**0.69**	**PM04-0605**	5/16	877200	**0.53**	**PM04-0606**	3/8	877205	**0.54**	**PM04-0608**	1/2	775630	**0.77**
		PM04-0610	5/8	877215	**0.67**	**PM04-0612**	3/4	877220	**0.91**	**PM04-0614**	7/8	877222	**0.80**	**PM04-0616**	1	877225	**1.21**
		PM04-0618	1-1/8	877227	**1.09**	**PM04-0620**	1-1/4	877230	**0.98**								
1/4 x 7/16	3/32	**PM04-0706**	3/8	877235	**1.68**	**PM04-0708**	1/2	877240	**1.83**	**PM04-0710**	5/8	877245	**0.89**	**PM04-0712**	3/4	877247	**0.98**
		PM04-0714	7/8	877248	**1.08**	**PM04-0716**	1	877250	**2.32**								
1/4 x 1/2	1/8	**PM04-0808**	1/2	775640	**1.09**	**PM04-0812**	3/4	877260	**1.25**	**PM04-0816**	1	775650	**1.68**	**PM04-0820**	1-1/4	877270	**1.08**
5/16 x 3/8	1/32	**PM05-0604**	1/4	877275	**0.40**	**PM05-0606**	3/8	877280	**0.67**	**PM05-0608**	1/2	775655	**0.79**	**PM05-0610**	5/8	877290	**0.74**
		PM05-0612	3/4	877292	**0.77**	**PM05-0614**	7/8	877293	**0.66**	**PM05-0616**	1	877295	**0.99**				
5/16 x 7/16	1/16	**PM05-0704**	1/4	877300	**0.52**	**PM05-0705**	5/16	877302	**0.74**	**PM05-0706**	3/8	877305	**0.62**	**PM05-0708**	1/2	877310	**0.66**
						PM05-0712	3/4	775660	**1.04**	**PM05-0714**	7/8	877325	**0.89**	**PM05-0716**	1	877330	**1.11**
		PM05-0718	1-1/8	877332	**1.75**	**PM05-0720**	1-1/4	877335	**1.93**								
5/16 x 1/2	3/32	**PM05-0806**	3/8	877340	**0.86**	**PM05-0808**	1/2	877345	**1.16**	**PM05-0810**	5/8	877350	**1.23**	**PM05-0812**	3/4	775670	**1.38**
		PM05-0814	7/8	877354	**1.21**	**PM05-0816**	1	877360	**1.63**	**PM05-0820**	1-1/4	877365	**2.67**	**PM05-0824**	1-1/2	877368	**2.81**
3/8 x 7/16	1/32	**PM06-0708**	1/2	877370	**1.83**	**PM06-0710**	5/8	877375	**0.56**	**PM06-0712**	3/4	775680	**1.88**				
3/8 x 1/2	1/16	**PM06-0804**	1/4	877385	**0.72**					**PM06-0808**	1/2	877395	**0.99**				
		PM06-0812*	3/4	775690	**1.18**	**PM06-0814**	7/8	877410	**1.09**	**PM06-0816**	1	877415	**1.38**	**PM06-0818**	1-1/8	877417	**1.28**
		PM06-0820	1-1/4	877420	**1.33**												
3/8 x 9/16	3/32	**PM06-0906**	3/8	877425	**1.80**	**PM06-0908**	1/2	877430	**0.91**	**PM06-0910**	5/8	877435	**1.05**	**PM06-0912**	3/4	877440	**1.18**
		PM06-0914	7/8	877441	**1.30**	**PM06-0916**	1	877443	**1.43**	**PM06-0920**	1-1/4	877444	**3.16**				
3/8 x 5/8	1/8					**PM06-1008**	1/2	877450	**1.26**	**PM06-1010**	5/8	877455	**1.58**	**PM06-1012**	3/4	775700	**1.63**
		PM06-1014	7/8	877465	**2.17**	**PM06-1016**	1	877470	**2.37**	**PM06-1020**	1-1/4	877475	**2.76**				
3/8 x 3/4	3/16	**PM06-1206**	3/8	877480	**1.43**					**PM06-1212**	3/4	877485	**3.41**	**PM06-1216**	1	775710	**5.48**
		PM06-1220	1-1/4	775715	**4.79**												
7/16 x 9/16	1/16	**PM07-0906**	3/8	877500	**0.64**	**PM07-0908**	1/2	877505	**0.94**	**PM07-0910**	5/8	877510	**1.01**	**PM07-0912**	3/4	877515	**0.91**
		PM07-0916	1	877520	**1.28**	**PM07-0920**	1-1/4	877525	**1.30**								
7/16 x 5/8	3/32									**PM07-1010**	5/8	877540	**2.39**	**PM07-1012**	3/4	877545	**2.25**
		PM07-1014	7/8	877547	**1.43**	**PM07-1016**	1	775720	**2.64**	**PM07-1020**	1-1/4	877555	**2.89**	**PM07-1024**	1-1/2	877556	**3.14**
7/16 x 11/16	1/8	**PM07-1108**	1/2	877557	**3.87**	**PM07-1116**	1	877558	**4.21**	**PM07-1124**	1-1/2	877559	**5.33**				
1/2 x 5/8	1/16	**PM08-1006**	3/8	877560	**0.69**	**PM08-1008**	1/2	775730	**1.09**	**PM08-1010**	5/8	877570	**1.21**	**PM08-1012**	3/4	877575	**1.31**
		PM08-1014	7/8	877580	**1.43**	**PM08-1016**	1	775740	**1.56**	**PM08-1018**	1-1/8	877590	**1.65**	**PM08-1020**	1-1/4	877595	**1.80**
		PM08-1024	1-1/2	877600	**2.05**												
1/2 x 11/16	3/32	**PM08-1108**	1/2	877605	**1.05**					**PM08-1112**	3/4	877615	**1.36**	**PM08-1114**	7/8	877620	**1.52**
		PM08-1116	1	877625	**1.80**					**PM08-1120**	1-1/4	877632	**1.99**				
1/2 x 3/4	1/8					**PM08-1208**	1/2	877645	**1.36**					**PM08-1212**	3/4	775750	**1.90**
		PM08-1214	7/8	877660	**2.54**	**PM08-1216***	1	775760	**2.81**	**PM08-1218**	1-1/8	877670	**3.04**	**PM08-1220**	1-1/4	877675	**3.41**
		PM08-1224	1-1/2	877680	**3.95**	**PM08-1228**	1-3/4	877685	**3.70**	**PM08-1232**	2	877690	**4.27**				
1/2 x 13/16	5/32	**PM08-1308**	1/2	877695	**2.35**	**PM08-1312**	3/4	877698	**2.86**	**PM08-1316**	1	877710	**2.78**				
1/2 x 7/8	3/16	**PM08-1408**	1/2	775770	**3.01**	**PM08-1410**	5/8	775775	**3.43**	**PM08-1412***	3/4	775777	**3.83**	**PM08-1416**	1	775780	**7.70**
		PM08-1420	1-1/4	877715	**4.10**												
1/2 x 1	1/4	**PM08-1612**	3/4	877725	**4.07**	**PM08-1616**	1	775790	**6.12**					**PM08-1632**	2	877730	**9.55**
9/16 x 11/16	1/16	**PM09-1108**	1/2	877740	**1.93**	**PM09-1112**	3/4	877745	**1.27**	**PM09-1116**	1	877750	**2.74**	**PM09-1120**	1-1/4	877751	**4.61**
		PM09-1124	1-1/2	877752	**5.48**												
9/16 x 3/4	3/32	**PM09-1208**	1/2	877754	**2.12**	**PM09-1212**	3/4	877755	**2.76**	**PM09-1216**	1	877760	**2.89**	**PM09-1220**	1-1/4	877765	**1.86**
		PM09-1224	1-1/2	877770	**5.75**												
9/16 x 13/16	1/8	**PM09-1312**	3/4	877771	**3.23**	**PM09-1316**	1	877772	**3.31**	**PM09-1320**	1-1/4	877773	**3.83**				

© 2013 by Baum Hydraulics Corporation

Prices subject to change without notice

Date: 3300

POWDERED BRONZE STANDARD STOCK BEARINGS

STOCK BEARINGS
Bunting Bearings offer a complete line of stock plane bearings, flange bearings and washers made of PM bronze. Bunting sintered bronze stock bearings have long conformed to ASTM chemical and physical properties, and are the first to include all ASTM standard sizes to ASTM recommended dimensions and tolerances.

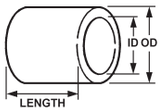

I.D. or O.D. SIZE	Tolerance
- - to 1.510	-.001
1.511 to 2.510	-.0015
2.511 to 3.010	-.002
3.011 to 4.010	-.003
4.011 to 5.010	-.004

Length SIZE	Tolerance
- - to 1.495	±.005
1.496 to 2.990	±.0075
2.991 to 4.895	±.010

I.D. Ins. x O.D. Ins.	Wall Thickness	Part Number	Length Inches	Our Sequence Number	Per Each	Part Number	Length Inches	Our Sequence Number	Per Each	Part Number	Length Inches	Our Sequence Number	Per Each	Part Number	Length Inches	Our Sequence Number	Per Each
5/8 x 3/4	1/16	**PM10-1206**	3/8	877774	**$1.09**	**PM10-1208**	1/2	877775	**$0.78**	**PM10-1210**	5/8	877780	**$1.14**	**PM10-1212**	3/4	775810	**$1.26**
		PM10-1214	7/8	877790	**1.36**	**PM10-1216***	1	775820	**1.78**	**PM10-1218**	1-1/8	877800	**1.88**	**PM10-1220**	1-1/4	877805	**2.07**
		PM10-1224	1-1/2	877810	**2.02**												
5/8 x 13/16	3/32	**PM10-1308**	1/2	877815	**2.32**	**PM10-1310**	5/8	877820	**2.79**	**PM10-1312**	3/4	877825	**3.01**	**PM10-1314**	7/8	877830	**....**
		PM10-1316	1	877835	**3.14**	**PM10-1324**	1-1/2	877840	**4.44**								
5/8 x 7/8	1/8	**PM10-1408**	1/2	775822	**1.88**	**PM10-1410**	5/8	775830	**1.88**	**PM10-1412**	3/4	775835	**2.57**	**PM10-1414**	7/8	877860	**2.91**
		PM10-1416	1	877865	**3.26**	**PM10-1418**	1-1/8	877867	**3.60**	**PM10-1420**	1-1/4	877870	**3.95**	**PM10-1424**	1-1/2	877875	**3.56**
		PM10-1428	1-3/4	877878	**4.44**	**PM10-1432**	2	877880	**4.99**								
5/8 x 1	3/16	**PM10-1608**	1/2	877885	**3.04**	**PM10-1610**	5/8	877887	**2.62**					**PM10-1616***	1	775850	**4.64**
		PM10-1620	1-1/4	877900	**6.42**	**PM10-1624**	1-1/2	877905	**7.50**	**PM10-1628**	1-3/4	877907	**6.33**	**PM10-1632**	2	877910	**9.45**
11/16 x 7/8	3/32	**PM11-1416**	1	877915	**3.23**	**PM11-1424**	1-1/2	877920	**4.02**	**PM11-1432**	2	877925	**8.34**				
3/4 x 7/8	1/16	**PM12-1408**	1/2	775860	**1.43**	**PM12-1410**	5/8	775865	**1.56**	**PM12-1412***	3/4	775867	**1.70**	**PM12-1414**	7/8	877930	**1.60**
		PM12-1416	1	877935	**2.07**	**PM12-1418**	1-1/8	877940	**1.90**	**PM12-1420**	1-1/4	877945	**2.37**	**PM12-1424**	1-1/2	775870	**2.81**
		PM12-1426	1-5/8	877948	**7.80**												
3/4 x 15/16	3/32	**PM12-1508**	1/2	877955	**1.51**	**PM12-1510**	5/8	877957	**1.52**	**PM12-1512**	3/4	878000	**1.74**	**PM12-1514**	7/8	878005	**2.12**
		PM12-1516	1	878010	**2.35**	**PM12-1518**	1-1/8	878012	**2.40**	**PM12-1520**	1-1/4	878015	**2.84**	**PM12-1524**	1-1/2	775875	**3.31**
		PM12-1528	1-3/4	878020	**3.92**	**PM12-1532**	2	878025	**4.54**								
3/4 x 1	1/8	**PM12-1608**	1/2	878030	**2.44**	**PM12-1610**	5/8	878035	**2.37**	**PM12-1612**	3/4	775880	**3.11**	**PM12-1614**	7/8	878045	**2.91**
		PM12-1616	1	878050	**3.88**	**PM12-1618**	1-1/8	878055	**3.55**	**PM12-1620**	1-1/4	878060	**4.57**	**PM12-1624***	1-1/2	775890	**5.28**
		PM12-1628	1-3/4	878070	**6.05**	**PM12-1632**	2	878075	**6.84**	**PM12-1640**	2-1/2	878080	**8.44**				
3/4 x 1-1/8	3/16	**PM12-1808**	1/2	878082	**2.47**	**PM12-1812**	3/4	878085	**4.12**	**PM12-1816**	1	775900	**6.05**	**PM12-1820**	1-1/4	775910	**5.95**
		PM12-1824	1-1/2	878100	**8.20**	**PM12-1828**	1-3/4	878105	**7.85**	**PM12-1832**	2	878110	**8.89**				
3/4 x 1-1/4	1/4	**PM12-2012**	3/4	878115	**5.09**	**PM12-2016**	1	775920	**6.02**	**PM12-2020**	1-1/4	775930	**7.38**	**PM12-2024**	1-1/2	878130	**9.48**
7/8 x 1	1/16	**PM14-1612**	3/4	878135	**1.93**	**PM14-1614**	7/8	878140	**2.07**	**PM14-1616***	1	775940	**2.35**	**PM14-1620**	1-1/4	775950	**2.67**
		PM14-1624	1-1/2	878150	**3.11**	**PM14-1628**	1-3/4	878151	**3.55**								
7/8 x 1-1/16	3/32	**PM14-1716**	1	878153	**4.59**	**PM14-1720**	1-1/4	878154	**4.94**								
7/8 x 1-1/8	1/8	**PM14-1812**	3/4	878155	**5.63**					**PM14-1816**	1	775960	**4.25**	**PM14-1818**	1-1/8	878165	**3.53**
		PM14-1820	1-1/4	775970	**4.89**	**PM14-1822**	1-3/8	878175	**4.57**	**PM14-1824**	1-1/2	878180	**4.84**	**PM14-1828**	1-3/4	878182	**5.70**
		PM14-1832	2	878184	**6.44**	**PM14-1836**	2-1/4	878186	**6.62**	**PM14-1840**	2-1/2	878188	**7.95**				
7/8 x 1-1/4	3/16	**PM14-2012**	3/4	878189	**5.70**					**PM14-2020**	1-1/4	878190	**5.93**				
15/16 x 1-3/16	1/8	**PM15-1916**	1	878195	**4.25**	**PM15-1924**	1-1/2	878197	**4.82**								
15/16 x 1-1/4	5/32	**PM15-2012**	3/4	878198	**4.07**	**PM15-2016**	1	878199	**4.23**	**PM15-2020**	1-1/4	878200	**5.14**	**PM15-2024**	1-1/2	878202	**6.05**
		PM15-2028	1-3/4	878203	**6.99**	**PM15-2032**	2	878204	**7.91**								
1 x 1-1/8	1/16	**PM16-1812**	3/4	878205	**3.04**	**PM16-1814**	7/8	878208	**2.22**	**PM16-1816***	1	776000	**2.54**	**PM16-1820**	1-1/4	878215	**2.47**
		PM16-1824	1-1/2	776010	**3.46**	**PM16-1828**	1-3/4	878225	**4.89**	**PM16-1832**	2	878230	**4.44**				
1 x 1-3/16	3/32	**PM16-1912**	3/4	878235	**2.57**	**PM16-1916**	1	878240	**4.52**	**PM16-1920**	1-1/4	878243	**5.13**	**PM16-1924**	1-1/2	776015	**5.85**
		PM16-1932	2	878250	**6.05**												
1 x 1-1/4	1/8	**PM16-2008**	1/2	878255	**2.39**	**PM16-2012**	3/4	878260	**3.68**	**PM16-2014**	7/8	878265	**4.07**	**PM16-2016***	1	776020	**4.67**
		PM16-2020	1-1/4	878275	**5.58**	**PM16-2022**	1-3/8	878280	**6.05**	**PM16-2024**	1-1/2	776030	**6.57**	**PM16-2028**	1-3/4	878290	**7.60**
		PM16-2032	2	878295	**8.64**	**PM16-2036**	2-1/4	878300	**7.34**	**PM16-2040**	2-1/2	878305	**10.61**	**PM16-2048**	3	878310	**12.64**
1 x 1-3/8	3/16	**PM16-2216**	1	776040	**7.63**	**PM16-2220**	1-1/4	878320	**8.96**	**PM16-2224**	1-1/2	776050	**10.49**	**PM16-2228**	1-3/4	878325	**11.80**
		PM16-2232	2	878330	**13.31**	**PM16-2240**	2-1/2	878335	**13.72**								
1 x 1-1/2	1/4	**PM16-2416**	1	776060	**8.00**	**PM16-2420**	1-1/4	878340	**11.80**	**PM16-2424***	1-1/2	776070	**14.05**	**PM16-2428**	1-3/4	878344	**12.31**
		PM16-2432	2	878345	**18.56**	**PM16-2440**	2-1/2	878350	**17.31**	**PM16-2448**	3	878355	**27.72**				
1-1/8 x 1-1/4	1/16	**PM18-2016**	1	776080	**2.69**	**PM18-2020**	1-1/4	878360	**3.58**	**PM18-2024**	1-1/2	776084	**3.75**				
1-1/8 x 1-5/16	3/32	**PM18-2116**	1	878362	**4.67**	**PM18-2120**	1-1/4	878364	**5.90**	**PM18-2124**	1-1/2	878366	**6.39**	**PM18-2128**	1-3/4	878367	**6.99**
		PM18-2132	2	878369	**7.73**												
1-1/8 x 1-3/8	1/8	**PM18-2212**	3/4	878370	**3.23**	**PM18-2216**	1	776090	**5.04**	**PM18-2220**	1-1/4	878380	**6.10**	**PM18-2224**	1-1/2	776094	**7.23**
		PM18-2228	1-3/4	878387	**8.37**	**PM18-2232**	2	878388	**9.18**	**PM18-2240**	2-1/2	878390	**11.73**	**PM18-2248**	3	878395	**10.61**
1-1/8 x 1-1/2	3/16	**PM18-2416**	1	878400	**6.89**	**PM18-2420**	1-1/4	878401	**8.07**	**PM18-2424**	1-1/2	776100	**9.43**				
		PM18-2440	2-1/2	878402	**17.82**												
1-3/16x1-7/16	1/8	**PM19-2320**	1-1/4	878403	**6.07**	**PM19-2324**	1-1/2	878404	**....**	**PM19-2332**	2	878405	**8.22**	**PM19-2340**	2-1/2	878406	**9.32**
		PM19-2348	3	878407	**12.24**												
1-3/16 x 1-1/2	5/32	**PM19-2416**	1	878408	**5.01**	**PM19-2420**	1-1/4	878409	**8.59**	**PM19-2424**	1-1/2	878410	**8.37**	**PM19-2428**	1-3/8	878411	**8.41**
		PM19-2432	2	878412	**10.54**	**PM19-2440**	2-1/2	878413	**11.77**	**PM19-2448**	3	878414	**15.45**				

© 2013 by Baum Hydraulics Corporation

POWDERED BRONZE STANDARD STOCK BEARINGS

STOCK BEARINGS
Bunting Bearings offer a complete line of stock plane bearings, flange bearings and washers made of PM bronze. Bunting sintered bronze stock bearings have long conformed to ASTM chemical and physical properties, and are the first to include all ASTM standard sizes to ASTM recommended dimensions and tolerances.

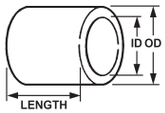

I.D. or O.D. SIZE	Tolerance
- - to 1.510	-.001
1.511 to 2.510	-.0015
2.511 to 3.010	-.002
3.011 to 4.010	-.003
4.011 to 5.010	-.004

Length SIZE	Tolerance
- - to 1.495	±.005
1.496 to 2.990	±.0075
2.991 to 4.895	±.010

I.D. Ins. x O.D. Ins.	Wall Thickness	Part Number	Length Inches	Our Sequence Number	Per Each	Part Number	Length Inches	Our Sequence Number	Per Each	Part Number	Length Inches	Our Sequence Number	Per Each	Part Number	Length Inches	Our Sequence Number	Per Each
1-1/4 x 1-1/2	1/8	**PM20-2408**	1/2	878415	**$2.69**					**PM20-2412**	3/4	878420	**$3.55**	**PM20-2414**	7/8	878418	**$3.69**
		PM20-2416	1	776110	**5.38**	**PM20-2418**	1-1/8	878419	**5.90**	**PM20-2420**	1-1/4	878430	**6.67**	**PM20-2422**	1-3/8	878432	**5.55**
		PM20-2424	1-1/2	878435	**7.85**	**PM20-2426**	1-5/8	878437	**7.06**	**PM20-2428**	1-3/4	878440	**6.94**	**PM20-2430**	1-7/8	878445	**7.40**
		PM20-2432	2	776120	**10.34**	**PM20-2436**	2-1/4	878448	**11.55**	**PM20-2440**	2-1/2	878455	**12.81**	**PM20-2448**	3	878460	**12.71**
1-1/4 x 1-5/8	3/16	**PM20-2616**	1	878465	**8.81**	**PM20-2620**	1-1/4	878470	**10.42**	**PM20-2624**	1-1/2	776130	**12.22**	**PM20-2628**	1-3/4	878472	**11.68**
		PM20-2632	2	776135	**16.02**	**PM20-2640**	2-1/2	878474	**19.92**	**PM20-2648**	3	878476	**19.82**				
1-1/4 x 1-3/4	1/4	**PM20-2828**	1-3/4	878478	**16.14**	**PM20-2832**	2	776140	**18.42**	**PM20-2840**	2-1/2	878480	**20.61**	**PM20-2848**	3	878482	**27.60**
1-5/16 x 1-5/8	5/32	**PM21-2624**	1-1/2	878484	**10.66**	**PM21-2632**	2	878486	**11.11**	**PM21-2648**	3	878488	**16.88**				
1-3/8 x 1-5/8	1/8	**PM22-2616**	1	878490	**6.79**	**PM22-2618**	1-1/8	878495	**5.01**	**PM22-2620**	1-1/4	776150	**7.92**	**PM22-2624**	1-1/2	878500	**9.23**
		PM22-2632	2	878505	**11.60**	**PM22-2640**	2-1/2	878506	**11.68**	**PM22-2648**	3	878507	**12.62**				
1-3/8 x 1-3/4	3/16	**PM22-2816**	1	878509	**9.31**	**PM22-2824**	1-1/2	878510	**10.75**	**PM22-2832**	2	776165	**17.38**	**PM22-2840**	2-1/2	878511	**17.95**
		PM22-2848	3	878512	**21.55**												
1-7/16 x 1-5/8	3/32	**PM23-2616**	1	878513	**4.34**	**PM23-2632**	2	878514	**9.78**								
1-7/16 x 1-3/4	5/32	**PM23-2816**	1	878515	**6.94**	**PM23-2824**	1-1/2	878516	**9.55**	**PM23-2832**	2	878517	**12.29**	**PM23-2848**	3	878518	**18.32**
1-1/2 x 1-3/4	1/8	**PM24-2812**	3/4	878520	**4.86**	**PM24-2814**	7/8	878521	**....**	**PM24-2816**	1	878525	**7.92**	**PM24-2820**	1-1/4	878530	**7.63**
		PM24-2822	1-3/8	878532	**7.06**	**PM24-2824**	1-1/2	776170	**9.18**	**PM24-2828**	1-3/4	878540	**8.86**	**PM24-2832**	2	776175	**12.15**
		PM24-2836	2-1/4	878545	**13.23**	**PM24-2840**	2-1/2	878550	**14.64**	**PM24-2848**	3	878555	**18.04**				
1-1/2 x 1-7/8	3/16	**PM24-3024**	1-1/2	776180	**14.10**	**PM24-3032**	2	878565	**18.17**	**PM24-3040**	2-1/2	878570	**23.33**	**PM24-3044**	2-3/4	878571	**20.78**
		PM24-3048	3	878572	**23.18**												
1-1/2 x 2	1/4	**PM24-3216**	1	878574	**13.11**	**PM24-3224**	1-1/2	878575	**16.09**	**PM24-3232**	2	776190	**25.80**	**PM24-3240**	2-1/2	878576	**23.88**
		PM24-3248	3	878577	**32.21**	**PM24-3256**	3-1/2	878578	**33.16**								
1-5/8 x 1-7/8	1/8	**PM26-3020**	1-1/4	878579	**7.43**	**PM26-3024**	1-1/2	878580	**10.32**	**PM26-3028**	1-3/4	878581	**31.42**	**PM26-3032**	2	776200	**10.91**
		PM26-3036	2-1/4	878582	**11.02**	**PM26-3040**	2-1/2	878583	**12.21**	**PM26-3048**	3	878584	**16.02**				
1-5/8 x 2	3/16	**PM26-3216**	1	878587	**10.61**	**PM26-3224**	1-1/2	878588	**15.11**	**PM26-3232**	2	776210	**20.02**	**PM26-3240**	2-1/2	878590	**18.66**
		PM26-3248	3	878591	**24.88**												
1-11/16x2-3/16	1/4	**PM27-3532**	2	878593	**23.65**	**PM27-3548**	3	878594	**31.46**								
1-3/4 x 2	1/8	**PM28-3216**	1	878595	**6.79**	**PM28-3220**	1-1/4	878597	**6.74**	**PM28-3224**	1-1/2	878600	**11.06**	**PM28-3228**	1-3/4	878602	**10.37**
		PM28-3232	2	776220	**14.05**	**PM28-3240**	2-1/2	878610	**14.32**	**PM28-3248**	3	878605	**20.74**				
1-3/4 x 2-1/8	3/16	**PM28-3424**	1-1/2	878615	**16.09**	**PM28-3432**	2	776230	**20.78**	**PM28-3448**	3	878620	**26.61**				
1-3/4 x 2-1/4	1/4	**PM28-3632**	2	776235	**29.08**												
1-15/16x2-5/16	3/16	**PM31-3732**	2	878622	**23.40**	**PM31-3748**	3	878624	**29.18**								
2 x 2-1/4	1/8	**PM32-3612**	3/4	878628	**4.73**	**PM32-3616**	1	878630	**6.14**	**PM32-3624**	1-1/2	878635	**9.75**	**PM32-3632**	2	776240	**15.65**
		PM32-3640	2-1/2	878645	**19.53**	**PM32-3648**	3	878647	**19.43**								
2 x 2-3/8	3/16	**PM32-3824**	1-1/2	878650	**18.09**	**PM32-3828**	1-3/4	878651	**20.71**	**PM32-3832**	2	776250	**24.09**	**PM32-3840**	2-1/2	878653	**24.96**
		PM32-3844	2-3/4	878654	**27.50**	**PM32-3848**	3	878655	**30.07**	**PM32-3856**	3-1/2	878657	**39.25**	**PM32-3864**	4	878659	**40.48**
2 x 2-1/2	1/4	**PM32-4016**	1	878660	**16.66**	**PM32-4024**	1-1/2	878665	**24.83**	**PM32-4032**	2	776260	**33.13**	**PM32-4040**	2-1/2	878675	**34.46**
		PM32-4048	3	878678	**48.85**	**PM32-4056**	3-1/2	878680	**48.95**	**PM32-4064**	4	878685	**56.38**				
2-1/4 x 2-5/8	3/16	**PM36-4232**	2	878690	**26.14**	**PM36-4240**	2-1/2	878692	**27.92**	**PM36-4248**	3	878694	**40.61**				
2-1/4 x 2-3/4	1/4	**PM36-4432**	2	878700	**36.90**	**PM36-4448**	3	878702	**56.13**								
2-3/8 x 2-3/4	3/16	**PM38-4432**	2	878715	**23.40**	**PM38-4440**	2-1/2	878718	**26.11**	**PM38-4448**	3	878720	**42.71**				
2-1/2 x 2-3/4	1/8	**PM40-4432**	2	878740	**19.23**	**PM40-4448**	3	878745	**23.94**	**PM40-4464**	4	878748	**32.12**				
2-1/2 x 2-7/8	3/16	**PM40-4636**	2-1/4	878760	**27.60**	**PM40-4640**	2-1/2	878765	**37.10**	**PM40-4648**	3	878770	**37.10**				
2-1/2 x 3	1/4	**PM40-4832**	2	878780	**40.61**	**PM40-4848**	3	878785	**61.86**	**PM40-4864**	4	878790	**81.63**				
2-3/4 x 3-1/4	1/4	**PM44-5232**	2	878800	**35.65**	**PM44-5248**	3	878805	**54.50**	**PM44-5264**	4	878810	**74.33**				
3 x 3-1/4	1/8	**PM48-5232**	2	878820	**22.83**	**PM48-5248**	3	878825	**28.56**								
3 x 3-1/2	1/4	**PM48-5632**	2	878840	**39.94**	**PM48-5648**	3	878845	**72.60**								
3-1/2 x 4	1/4	**PM56-6432**	2	878860	**54.41**	**PM56-6448**	3	878862	**71.51**	**PM56-6464**	4	878870	**117.62**				

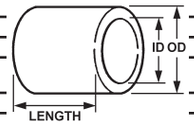

***12 PWDR ASSORTMENT** IS ONE OF EACH STARRED SIZES ON BOTH PREVIOUS PAGES AND THIS PAGE.

FLANGED POWDERED BRONZE STANDARD STOCK BEARINGS

STOCK BEARINGS
Bunting Bearings offer a complete line of stock plane bearings, flange bearings and washers made of PM bronze. Bunting sintered bronze stock bearings have long conformed to ASTM chemical and physical properties, and are the first to include all ASTM standard sizes to ASTM recommended dimensions and tolerances.

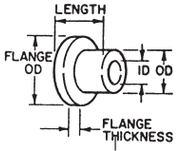



FLANGE O.D. SIZE	FL O.D. Tolerance	FL Thickness Tolerance
0 to 1.5	±0.005	±0.005
Over 1.5 to 3	±0.010	±0.010
Over 3 to 6	±0.025	±0.015

Flange thickness tolerance depends on O.D. of flange

I.D. Ins. x O.D. Ins.	Wall Thick-ness	FLANGE O.D. Inches	FLANGE Thick-ness	Part Number	Length Inches	Our Sequence Number	Per Each	Part Number	Length Inches	Our Sequence Number	Per Each	Part Number	Length Inches	Our Sequence Number	Per Each
1/4 x 3/8	1/16	1/2	1/16	**FL04-0604**	1/4	776348	**$0.54**	**FL04-0606**	3/8	776350	**$0.77**	**FL04-0608**	1/2	776360	**$0.84**
				FL04-0610	5/8	776352	**1.42**	**FL04-0612**	3/4	776354	**1.41**				
5/16 x 7/16	1/16	9/16	1/16	**FL05-0706**	3/8	776361	**0.86**	**FL05-0708**	1/2	776362	**0.89**	**FL05-0712**	3/4	776363	**0.89**
5/16 x 1/2	3/32	11/16	1/16	**FL05-0806**	3/8	776364	**1.09**								
3/8 x 1/2	1/16	11/16	1/16	**FL06-0808**	1/2	776365	**1.06**	**FL06-0812**	3/4	776366	**1.09**	**FL06-0816**	1	776367	**1.48**
3/8 x 9/16	3/32	11/16	1/16	**FL06-0908**	1/2	776368	**1.95**								
3/8 x 5/8	1/8	7/8	1/16	**FL06-1008**	1/2	776369	**1.30**	**FL06-1012**	3/4	776370	**1.78**	**FL06-1016**	1	776371	**2.15**
7/16 x 9/16	1/16	11/16	1/16	**FL07-0908**	1/2	776372	**1.90**	**FL07-0912**	3/4	776373	**2.30**				
7/16 x 5/8	3/32	7/8	1/8	**FL07-1012**	3/4	776374	**2.49**								
1/2 x 5/8	1/16	7/8	1/8	**FL08-1006**	3/8	776376	**1.09**	**FL08-1008**	1/2	776377	**1.38**	**FL08-1012**	3/4	776378	**1.58**
				FL08-1016	1	776375	**1.85**	**FL08-1020**	1-1/4	776379	**1.78**	**FL08-1024**	1-1/2	776381	**2.30**
1/2 x 11/16	3/32	7/8	1/8	**FL08-1108**	1/2	776382	**2.54**	**FL08-1112**	3/4	776383	**2.49**				
1/2 x 3/4	1/8	1	1/8	**FL08-1208**	1/2	776384	**1.73**	**FL08-1212**	3/4	776386	**2.59**	**FL08-1216**	1	776380	**3.18**
				FL08-1220	1-1/4	776387	**3.78**								
5/8 x 3/4	1/16	1	1/8	**FL10-1210**	5/8	776388	**1.60**	**FL10-1212**	3/4	776389	**1.80**	**FL10-1216**	1	776385	**2.10**
				FL10-1218	1-1/8	776391	**2.27**								
5/8 x 13/16	3/32	1	1/8	**FL10-1312**	3/4	776392	**2.74**	**FL10-1316**	1	776393	**3.75**				
5/8 x 7/8	1/8	1-1/8	1/8	**FL10-1408**	1/2	776394	**2.30**	**FL10-1412**	3/4	776396	**2.52**	**FL10-1416**	1	776390	**3.65**
				FL10-1420	1-1/4	776397	**3.65**								
5/8 x 1	3/16	1-1/4	3/16	**FL10-1616**	1	776398	**6.15**								
3/4 x 7/8	1/16	1-1/8	1/8	**FL12-1408**	1/2	776399	**1.63**	**FL12-1412**	3/4	776395	**2.02**				
3/4 x 15/16	3/32	1-1/4	1/8	**FL12-1512**	3/4	776401	**3.65**	**FL12-1516**	1	776402	**4.27**				
3/4 x 1	1/8	1-1/4	3/16	**FL12-1610**	5/8	776403	**3.26**	**FL12-1616**	1	776404	**4.39**	**FL12-1618**	1-1/8	776406	**4.02**
				FL12-1620	1-1/4	776407	**4.34**								
3/4 x 1	1/8	1-1/2	1/8	**FL12-1612**	3/4	776400	**3.95**	**FL12-1624**	1-1/2	776405	**6.27**				
7/8 x 1	1/16	1-1/4	3/16	**FL14-1608**	1/2	776408	**....**	**FL14-1612**	3/4	776409	**3.53**	**FL14-1616**	1	776410	**3.26**
7/8 x 1-1/8	1/8	1-1/2	1/8	**FL14-1812**	3/4	776412	**4.59**	**FL14-1816**	1	776415	**5.18**				
1 x 1-1/4	1/8	1-1/2	1/8	**FL16-2012**	3/4	776416	**4.12**	**FL16-2016**	1	776417	**5.16**	**FL16-2020**	1-1/4	776418	**5.13**
				FL16-2024	1-1/2	776420	**7.13**								
1 x 1-3/8	3/16	1-5/8	3/16	**FL16-2212**	3/4	776422	**6.96**	**FL16-2216**	1	776425	**8.49**	**FL16-2224**	1-1/2	776430	**11.36**
				FL16-2228	1-3/4	776432	**12.66**								
1-1/4 x 1-1/2	1/8	1-3/4	3/16	**FL20-2416**	1	776434	**6.42**	**FL20-2420**	1-1/4	776436	**7.70**	**FL20-2424**	1-1/2	776438	**8.66**
1-1/2 x 1-3/4	1/8	2	3/16	**FL24-2824**	1-1/2	776440	**13.21**								
1-5/8 x 2	3/16	2-1/4	3/16	**FL26-3232**	2	776442	**17.77**								
1-3/4 x 2-1/4	1/4	3	1/4	**FL28-3640**	2-1/2	776444	**45.35**								
2 x 2-1/4	1/8	2-1/2	1/8	**FL32-3632**	2	776446	**16.71**								

THRUST WASHERS POWDERED BRONZE

TW SERIES I.D. SIZE	I.D. Tolerance
- - to 1.510	+.004/-.000
1.511 to 2.510	+.006/-.000
2.511 to 3.010	+.008/-.000
3.011 to 4.010	+.012/-.000
4.011 to 5.010	+.016/-.000

Thrust bearing O.D. tolerance same as flange O.D. tolerance.
Thrust beairng thickness tolerance same as flange thickness tolerance of flange bearing.

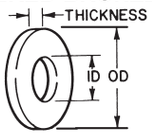

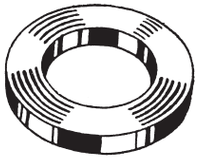

I.D. Ins. x O.D. Ins.	Wall Thick-ness	Part Number	Our Sequence Number	Per Each
1/4 x 5/8	1/16	**TW04-1001**	776270	**$1.09**
5/16 x 3/4	1/16	**TW05-1201**	776275	**1.48**
3/8 x 3/4	1/16	**TW06-1201**	776280	**1.17**
7/16 x 3/4	1/16	**TW07-1201**	776285	**2.10**
1/2 x 3/4	1/16	**TW08-1201**	776290	**1.33**
1/2 x 1	1/16	**TW08-1601**	776295	**1.57**
1/2 x 1	1/8	**TW08-1602**	776302	**2.10**
9/16 x 1-1/4	1/8	**TW09-2002**	776303	**4.02**
5/8 x 1	1/16	**TW10-1601**	776305	**1.58**
5/8 x 1	1/8	**TW10-1602**	776304	**1.95**
5/8 x 1-3/16	3/32	**TW10-1902**	776307	**3.74**
5/8 x 1-1/4	1/8	**TW10-2002**	776306	**3.09**
3/4 x 1-1/4	1/16	**TW12-2001**	776309	**2.07**
3/4 x 1-1/4	1/8	**TW12-2002**	776308	**2.57**
3/4 x 1-3/8	1/8	**TW12-2202**	776311	**2.94**
3/4 x 1-9/16	3/32	**TW12-2502**	776313	**4.27**
3/4 x 1-3/4	1/8	**TW12-2802**	776310	**4.62**

I.D. Ins. x O.D. Ins.	Wall Thick-ness	Part Number	Our Sequence Number	Per Each
7/8 x 1-1/2	1/8	**TW14-2402**	776312	**$3.43**
1 x 1-1/2	1/8	**TW16-2402**	776314	**2.62**
1 x 1-5/8	1/8	**TW16-2602**	776315	**4.10**
1 x 1-3/4	1/8	**TW16-2802**	776316	**4.34**
1 x 2	1/8	**TW16-3202**	776318	**4.76**
1-1/8 x 1-7/8	1/8	**TW18-3002**	776320	**4.62**
1-1/4 x 1-7/16	1/8	**TW20-2702**	776319	**2.62**
1-1/4 x 2	1/16	**TW20-3201**	776321	**3.55**
1-1/4 x 2	1/8	**TW20-3202**	776322	**5.41**
1-1/4 x 2-3/8	1/8	**TW20-3802**	776324	**7.18**
1-3/8x1-15/16	1/8	**TW22-3102**	776326	**3.83**
1-1/2 x 2	1/8	**TW24-3202**	776328	**3.53**
1-1/2 x 2-1/2	1/8	**TW24-4002**	776330	**6.25**
1-1/2 x 3-1/2	3/16	**TW24-5603**	776329	**15.58**
1-3/4 x 2-9/16	1/8	**TW28-4202**	776331	**7.08**
2 x 3	1/8	**TW32-4802**	776332	**8.37**

Prices subject to change without notice. **ASK FOR QUANTITY DISCOUNT**

BUNTING BEARING C95400 ALUMINUM BRONZE 13 INCH LENGTH

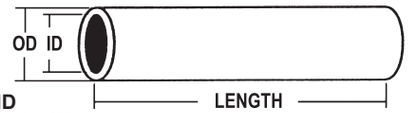

BUNTING C95400 CONTINUOUS CAST AND CENTRIFUGAL CAST ALUMINUM BRONZE BARS

Bunting Bearing continuous cast aluminum bronze bars are available from stock in C95400 bronze in standard 13” length solid & cored bars.

Aluminum bronze is very hard, very strong, abrasion resistant bronze whose physical properties remain good at elevated temperatures - compressive strength at 500 degrees F is the same as that of tin. Good applications are heavy earth moving equipment, roll neck bearings, & machine tool bearings. Centrifugal cast large diameter cored bars are available as standard stock items in 13” lengths.

Comparable Alloy Specifications: C95400
Common Continuous Cast Manufacturing Specifications: ASTM B505; QQ-C-390B, Type III

Nominal Stock Allowances:

O.D. up to 2.25”	.060” I.D. and O.D.
O.D. 2.25” to 3.25”	.080” I.D. and O.D.
O.D. 3.25” to 6.00”	.100 I.D. and O.D.
O.D. 6.25” to 8.00”	.125” I.D. and O.D.

Chemical Composition:

Aluminum	10.0 - 11.5%
Iron	3.0 - 5.0%
Copper	83.0% Min.

CORED BAR 13” LONG

I.D. x O.D. Ins	Wall Thickness Inches	Part Number	Our Sequence Number	Per Each
3/4x1-1/4	1/4	**AB-610**	773040	**$62.60**
1x1-1/2	1/4	**AB-812**	773042	**94.42**
1x1-3/4	3/8	**AB-814**	773044	**120.98**
1x2	1/2	**AB-816**	773046	**168.33**
1x2-1/2	3/4	**AB-820**	773048	**281.19**
1x3	1	**AB-824**	773050	**390.49**
1-1/4x1-3/4	1/4	**AB-1014**	773052	**94.79**
1-1/4x2	3/8	**AB-1016**	773054	**168.13**
1-1/4x2-1/4	1/2	**AB-1018**	773056	**198.59**
1-1/4x2-1/2	5/8	**AB-1020**	773058	**193.46**
1-1/2x2	1/4	**AB-1216**	773060	**109.65**
1-1/2x2-1/4	3/8	**AB-1218**	773062	**164.65**
1-1/2x2-1/2	1/2	**AB-1220**	773064	**222.83**

I.D. x O.D. Ins	Wall Thickness Inches	Part Number	Our Sequence Number	Per Each
1-3/4x2-1/4	1/4	**AB-1418**	773066	**$138.06**
1-3/4x2-1/2	3/8	**AB-1420**	773068	**187.95**
1-3/4x2-3/4	1/2	**AB-1422**	773070	**289.93**
1-3/4x3	5/8	**AB-1424**	773072	**251.07**
2x2-1/2	1/4	**AB-1620**	773074	**168.13**
2x3	1/2	**AB-1624**	773076	**398.74**
2x3-1/2	3/4	**AB-1628**	773078	**517.43**
2x4	1	**AB-1632**	773080	**827.72**
2-1/2x3	1/4	**AB-2024**	773082	**219.23**
2-1/2x3-1/2	1/2	**AB-2028**	773084	**358.13**
2-1/2x3-3/4	5/8	**AB-2030**	773086	**449.34**
2-1/2x4-1/2	7/8	**AB-2036**	773088	**456.43**
3x4	1/2	**AB-2432**	773090	**507.11**
3x5	1	**AB-2440**	773092	**993.09**

SOLID BARS 13” LONG

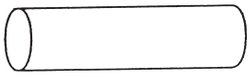

Outside Diam. Inch	Part Number	Our Sequence Number	Per Each
3/4	**AB-6**	773004	**$40.26**
1	**AB-8**	773006	**60.85**
1-1/4	**AB-10**	773008	**85.09**
1-1/2	**AB-12**	773010	**152.11**
1-3/4	**AB-14**	773012	**144.21**
2	**AB-16**	773014	**251.86**
2-1/4	**AB-18**	773016	**264.03**
2-1/2	**AB-20**	773018	**323.75**
2-3/4	**AB-22**	773020	**489.93**
3	**AB-24**	773022	**581.63**

BUNTING POWDERED METAL SAE 841 BRONZE

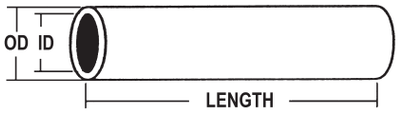

Chemical Composition:

Copper	87.5 - 90.5
Iron	1.0 max.
Lead	- -
Carbon	1.75 max.
Tin	9.5 - 10.5
Acid Insolubles (max.)	- -
Magnesium	- -
Total other elements (max.)	0.5
Balance	- -

CORED BAR 6-1/2” LONG

I.D. x O.D. Ins	Wall Thick-ness	Part Number	Our Sequence Number	Per Each
1/2x1	1/4	**ET-0408**	773400	**$34.34**
1/2x1-1/4	3/8	**ET-0410**	773402	**56.28**
1/2x1-1/2	1/2	**ET-0412**	773404	**71.34**
1/2x2	3/4	**ET-0416**	773406	**115.66**
5/8x1	3/16	**ET-0508**	773408	**37.20**
5/8x1-1/4	5/16	**ET-0510**	773410	**54.13**
5/8x1-1/2	7/16	**ET-0512**	773412	**78.70**
5/8x2	11/16	**ET-0516**	773414	**129.45**
3/4x1-1/4	1/4	**ET-0610**	773416	**42.47**
3/4x1-1/2	3/8	**ET-0612**	773418	**37.50**
3/4x1-3/4	1/2	**ET-0614**	773420	**87.30**
3/4x2	5/8	**ET-0616**	773422	**112.40**
1x1-1/2	1/4	**ET-0812**	773424	**53.67**
1x1-3/4	3/8	**ET-0814**	773426	**88.35**
1x2	1/2	**ET-0816**	773428	**115.58**
1x2-1/2	3/4	**ET-0820**	773430	**239.94**
1x3	1	**ET-0824**	773432	**237.92**
1-1/4x1-3/4	1/4	**ET-1014**	773434	**70.82**
1-1/4x2	3/8	**ET-1016**	773436	**101.63**
1-1/4x2-1/4	1/2	**ET-1018**	773438	**138.48**

I.D. x O.D. Ins	Wall Thick-ness	Part Number	Our Sequence Number	Per Each
1-1/4x3	7/8	**ET-1024**	773442	**279.63**
1-1/2x2	1/4	**ET-1216**	773444	**80.03**
1-1/2x2-1/4	3/8	**ET-1218**	773446	**116.96**
1-1/2x2-1/2	1/2	**ET-1220**	773448	**139.76**
1-1/2x3	3/4	**ET-1224**	773450	**....**
1-3/4x2-1/4	1/4	**ET-1418**	773452	**83.19**
1-3/4x2-1/2	3/8	**ET-1420**	773454	**134.78**
1-3/4x2-3/4	1/2	**ET-1422**	773456	**151.56**
1-3/4x3	5/8	**ET-1424**	773458	**190.65**
2x3	1/2	**ET-1624**	773460	**193.93**
2x4	1	**ET-1632**	773462	**....**
2-1/2x3-1/2	1/2	**ET-2028**	773464	**233.69**
2-1/2x3-3/4	5/8	**ET-2030**	773466	**259.15**
2-1/2x4	3/4	**ET-2032**	773468	**309.10**
2-1/2x4-1/2	1	**ET-2036**	773470	**....**
3x4	1/2	**ET-2432**	773472	**330.68**
3x5	1	**ET-2440**	773474	**488.75**

SOLID BARS 6-1/2” LONG

Outside Diam. Inch	Part Number	Our Sequence Number	Per Each
1/4*	**ES-0002**	773300	**$2.45**
3/8#	**ES-0003**	773302	**6.62**
1/2	**ES-0004**	773304	**11.80**
5/8	**ES-0005**	773306	**22.98**
3/4	**ES-0006**	773308	**24.71**
7/8	**ES-0007**	773310	**30.30**
1	**ES-0008**	773312	**39.36**
1-1/8	**ES-0009**	773314	**42.94**
1-1/4	**ES-0010**	773316	**60.65**
1-3/8	**ES-0011**	773318	**63.00**
1-1/2	**ES-0012**	773320	**82.47**
1-5/8	**ES-0013**	773322	**82.57**
1-3/4	**ES-0014**	773324	**93.80**
2	**ES-0016**	773326	**137.00**

*2 inch lengths
#3 inch lengths

POWDERED METAL SAE 841 BRONZE PLATE

Width Inches	Length Inches	Thick-ness	Part Number	Our Sequence Number	Per Each
5	6	1/8	**PP6000**	773900	**$42.93**
5	6	3/16	**PP6000-01**	773902	**97.21**
5	6	1/4	**PP6000-02**	773904	**126.88**
5	6	3/8	**PP6000-04**	773906	**126.88**
5	6	1/2	**PP6000-05**	773908	**100.91**
5	6	5/8	**PP6000-06**	773910	**166.16**
5	6	3/4	**PP6000-07**	773912	**140.10**
5	6	1	**PP6000-08**	773914	**183.29**

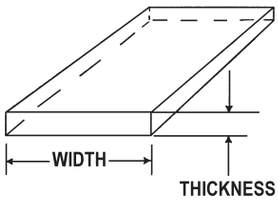

Physical & Mechanical Properties

Density (gm per cu. cm.)	6.4-6.8
Porosity (% Oil by volume)	19 min.
“K” Strength Constant	26,500
Tensile Strength (PSI)	14,000
Elogation (% in one inch)	1
Yield strength in comp. (PSI)	11,000

BUNTING BEARING BRONZE 13 INCH BARS



Chemical Composition:

Copper	81.0 - 85.0%
Tin	6.3 - 7.5%
Lead	6.0 - 8.0%
Zinc	2.0 - 4.0%

Nominal Stock Allowances:

O.D. up to 4”	1/32” I.D. and O.D.
O.D. 4” to 5”	1/16” I.D. and O.D.
O.D. 5” +	3/32” I.D. and O.D.

Nominal Stock Allowances:

O.D.	.090/.100”
I.D.	.100/.125”

BUNTING C93200 CONTINUOUS CAST and **CENTRIFUGAL CAST BRONZE BARS**
Bunting comtinuous cast bronze bars of C93200 (SAE 660) bronze give superior quality and performance. Continuous casting achieves a high density grain structure, free of porosity, resulting in a reduction of tool wear and component rejects.
Cored and solid bars are stocked in 13” lengths.

TUBULAR BARS 13” LONG

Inside Diam. Inches	Outside Diam. Inches	Wall Thickness Inches	Part Number	Our Sequence Number	Per Each
1/2	1	1/4	**BC-408**	594944	**$52.43**
1/2	1-1/8	5/16	**BC-409**		....
1/2	1-1/4	3/8	**BC-410**	595008	**98.49**
1/2	1-1/2	1/2	**BC-412**	595072	**114.09**
1/2	2	3/4	**BC-416**	595076	**166.21**
5/8	1	3/16	**BC-508**	595134	**49.37**
5/8	1-1/8	1/4	**BC-509**	595136	**69.12**
5/8	1-1/4	5/16	**BC-510**	595200	**79.49**
5/8	1-3/8	3/8	**BC-511**	595204	**99.75**
5/8	2	11/16	**BC-516**	595270	**174.85**
3/4	1-1/4	1/4	**BC-610**	595328	**76.52**
3/4	1-3/8	5/16	**BC-611**	595329	**97.75**
3/4	1-1/2	3/8	**BC-612**	595392	**112.27**
3/4	1-3/4	1/2	**BC-614**	595456	**123.89**
3/4	2	5/8	**BC-616**	595520	**196.94**
3/4	2-1/4	3/4	**BC-618**	595522	**226.71**
3/4	2-1/2	7/8	**BC-620**	595524	**248.65**
3/4	2-3/4	1	**BC-622**	595526	**170.25**
7/8	1-3/8	1/4	**BC-711**	595584	**62.48**
7/8	1-1/2	5/16	**BC-712**	595586	**88.74**
1	1-1/4	1/8	**BC-810**	595600	**49.37**
1	1-3/8	3/16	**BC-811**	595640	**57.05**
1	1-1/2	1/4	**BC-812**	595648	**96.27**
1	1-5/8	5/16	**BC-813**		**....**
1	1-3/4	3/8	**BC-814**	595776	**147.81**
1	2	1/2	**BC-816**	595840	**195.46**
1	2-1/4	5/8	**BC-818**	595846	**201.97**
1	2-1/2	3/4	**BC-820**	595904	**287.06**
1	3	1	**BC-824**	595968	**273.51**
1	3-1/2	1-1/4	**BC-828**		....
1	4	1-1/2	**BC-832**	595974	**772.84**
1-1/8	1-5/8	1/4	**BC-913**	596032	**96.15**
1-1/4	1-3/4	1/4	**BC-1014**	596096	**112.05**
1-1/4	2	3/8	**BC-1016**	596160	**180.20**
1-1/4	2-1/4	1/2	**BC-1018**	596224	**206.69**
1-1/4	2-1/2	5/8	**BC-1020**	596288	**210.61**
1-1/4	3	7/8	**BC-1024**	596292	**424.29**
1-1/4	3-1/2	1-1/8	**BC-1028**	596296	**462.16**
1-1/4	4	1-3/8	**BC-1032**		**....**
1-3/8	1-7/8	1/4	**BC-1115**		**....**
1-3/8	2	5/16	**BC-1116**		**....**
1-1/2	1-3/4	1/8	**BC-1214**	596416	**65.02**
1-1/2	2	1/4	**BC-1216**	596480	**110.10**
1-1/2	2-1/4	3/8	**BC-1218**	596544	**168.20**
1-1/2	2-1/2	1/2	**BC-1220**	596608	**$291.31**
1-1/2	2-3/4	5/8	**BC-1222**	596610	**263.34**
1-1/2	3	3/4	**BC-1224**		**....**
1-1/2	3-1/2	1	**BC-1228**	596676	**465.09**
1-1/2	4	1-1/4	**BC-1232**	596680	**646.16**
1-5/8	2-1/8	1/4	**BC-1317**	596736	**114.07**
1-3/4	2-1/4	1/4	**BC-1418**	596800	**150.18**
1-3/4	2-1/2	3/8	**BC-1420**	596864	**236.98**
1-3/4	2-5/8	7/16	**BC-1421**	596866	**220.29**
1-3/4	2-3/4	1/2	**BC-1422**	596868	**262.21**
1-3/4	3	5/8	**BC-1424**	596870	**267.71**
1-3/4	3-1/2	7/8	**BC-1428**		**....**
1-3/4	4-1/4	1-1/4	**BC-1434**		**....**
2	2-1/2	1/4	**BC-1620**	596928	**175.26**
2	2-3/4	3/8	**BC-1622**	596992	**264.16**
2	3	1/2	**BC-1624**	597056	**362.90**
2	3-1/4	5/8	**BC-1626**	597058	**369.27**
2	3-1/2	3/4	**BC-1628**	597060	**410.64**
2	4	1	**BC-1632**		**....**
2	4-1/2	1-1/4	**BC-1636**		**....**
2	5	1-1/2	**BC-1640**	597068	**926.24**
2	5-1/2	1-3/4	**BC-1644**		**....**
2-1/4	3	3/8	**BC-1824**	597090	**238.85**
2-1/4	3-1/4	1/2	**BC-1826**	597092	**399.92**
2-1/4	3-1/2	5/8	**BC-1828**	597094	**513.48**
2-1/4	3-3/4	3/4	**BC-1830**	597096	**393.93**
2-1/4	4	7/8	**BC-1832**	597098	**688.40**
2-3/8	3-1/2	9/16	**BC-1928**	597112	**233.62**
2-1/2	3	1/4	**BC-2024**	597120	**214.76**
2-1/2	3-1/4	3/8	**BC-2026**	597184	**251.99**
2-1/2	3-1/2	1/2	**BC-2028**	597248	**391.24**
2-1/2	3-3/4	5/8	**BC-2030**	597250	**376.35**
2-1/2	4	3/4	**BC-2032**	597252	**475.91**
2-1/2	4-1/4	7/8	**BC-2034**		**....**
2-1/2	4-1/2	1	**BC-2036**	597256	**485.76**
2-1/2	5	1-1/4	**BC-2040**	597260	**760.87**
2-3/4	3-1/2	3/8	**BC-2228**	597274	**272.03**
2-3/4	3-3/4	1/2	**BC-2230**	597276	**471.51**
3	3-1/2	1/4	**BC-2428**	597312	**254.28**
3	3-3/4	3/8	**BC-2430**	597376	**294.05**
3	4	1/2	**BC-2432**	597440	**436.53**
3	4-1/2	3/4	**BC-2436**		**....**
3	6	1-1/2	**BC-2448**	597444	**639.74**
3-1/4	4-1/4	1/2	**BC-2634**	597450	**387.21**
3-1/2	4-1/2	1/2	**BC-2836**	597504	**550.68**
4	5	1/2	**BC-3240**		**....**

SOLID BARS 13” LONG

Outside Diameter Inches	Wt. Lbs.	Part Number	Our Sequence Number	Per Each
1/2	1	**BS-4**	594496	**$15.85**
5/8	1-1/2	**BS-5**	594560	**24.88**
3/4	2	**BS-6**	594624	**41.96**
7/8	2-3/4	**BS-7**	594688	**45.35**
1	3-1/2	**BS-8**	594752	**69.14**
1-1/8	4-1/2	**BS-9**	594816	**63.69**
1-1/4	5-1/2	**BS-10**	594880	**111.08**
1-1/2	8	**BS-12**	594885	**157.99**
1-3/4	11	**BS-14**	594890	**187.01**
2	14	**BS-16**	594895	**278.97**

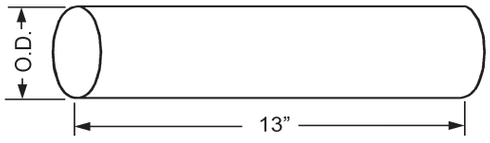

Sizes not shown above can be furnished F.O.B. Factory.

Q70 BUNTING BEARING C95400 ALUMINUM BRONZE WEARPLATE 13 INCH LENGTH

C95400 Wearplate Dimensional Tolerances

Maximum deviation from straightness due to twist, waviness or full camber is 1/2" in any 6 feet.

Nominal Stock Allowances:

All Thicknesses	.062"
All Widths	.062"

Width flatness to be within stock allowances.

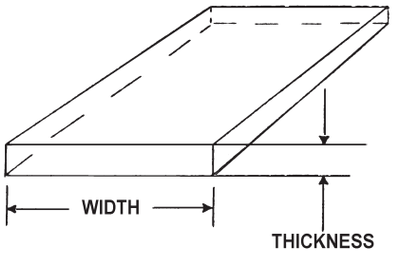

WEARPLATE 13" LONG

Nominal Thickness	Width	Part Number	Our Sequence Number	Per Each
1/4	1	**PA-208**	773200	**$24.64**
1/4	1-1/2	**PA-212**	773202	**33.37**
1/4	2	**PA-216**	773204	**49.54**
1/4	2-1/2	**PA-220**	773206	**34.58**
1/4	3	**PA-224**	773208	**51.25**
3/8	1	**PA-308**	773210	**24.19**
3/8	1-1/2	**PA-312**	773212	**22.78**
3/8	2	**PA-316**	773214	**64.40**
3/8	2-1/2	**PA-320**	773216	**36.04**
3/8	3	**PA-324**	773218	**40.48**
1/2	1	**PA-408**	773220	**$51.15**
1/2	1-1/2	**PA-412**	773222	**62.82**
1/2	2	**PA-416**	773224	**70.82**
1/2	2-1/2	**PA-420**	773226	**88.52**
1/2	3	**PA-424**	773228	**79.66**
5/8	1	**PA-508**	773230	**35.57**
5/8	1-1/2	**PA-512**	773232	**32.54**
5/8	2	**PA-516**	773234	**87.85**
3/4	1	**PA-608**	773236	**59.37**
3/4	1-1/2	**PA-612**	773238	**80.79**
3/4	2	**PA-616**	773240	**46.83**
1	1	**PA-808**	773242	**$71.88**
1	1-1/2	**PA-812**	773244	**114.56**
1	2	**PA-816**	773246	**130.36**

RULON LR BEARINGS

PLANE BEARINGS

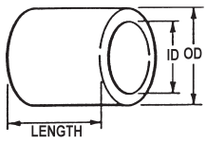

BUNTING RULON BEARINGS

RULON LR bearings are a filled PTFE machined to close tolerances providing low coefficient of friction, good temperature range, no water absorption, and a wide range of standard sizes. RULON bearings have excellent wear resistance qualities, and there is no need for lubrication. RULON bearings perform reliably and efficiently under conditions of extreme temperatures, corrosion, where friction and wear are a problem, and other hard-to-solve applications.

RULON LR bearings operate at PV values up to approximately 10,000 dry. Ideal for rotary and linear bearings, eliminates the need for lubrication in almost any environment.

Temperature range: -400º F/ +550º F

RULON LR Tolerances

Sleeve and Flange Bearings - I.D. and O.D.

I.D. up to and including 2"	+.002/-.000"
Over 2" I.D.	+.003/-.000"
All lengths	±.005"

Housing Bore Tolerance - I.D. Size

1/8" to 1-7/8"	-.0010"
2" and over	-.0030"

Shaft Size Tolerance - I.D. Size

1/8" to 1-1/2"	-.0010"
1-5/8" and over	-.0020"

I.D. Ins x O.D. Ins	Part Number	Length Inches	Our Sequence Number	Per Each
1/8x1/4	**LR02-0402**	1/4	773550	**$1.84**
1/8x1/4	**LR02-0403**	3/8	773552	**2.09**
3/16x5/16	**LR03-0502**	1/4	773554	**2.09**
3/16x5/16	**LR03-0503**	3/8	773556	**2.68**
3/16x5/16	**LR03-0504**	1/2	773558	**3.26**
1/4x3/8	**LR04-0602**	1/4	773560	**2.34**
1/4x3/8	**LR04-0603**	3/8	773562	**2.84**
1/4x3/8	**LR04-0604**	1/2	773564	**3.10**
3/8x9/16	**LR06-0903**	3/8	773566	**$5.49**
3/8x9/16	**LR06-0904**	1/2	773568	**6.13**
3/8x9/16	**LR06-0906**	3/4	773570	**7.54**
1/2x3/4	**LR08-1204**	1/2	773572	**7.03**
1/2x3/4	**LR08-1206**	3/4	773573	**9.49**
1/2x3/4	**LR08-1208**	1	773574	**11.53**
5/8x7/8	**LR10-1405**	5/8	773576	**9.97**
5/8x7/8	**LR10-1406**	3/4	773578	**11.31**
5/8x7/8	**LR10-1408**	1	773580	**14.47**
3/4x1	**LR12-1604**	1/2	773582	**$11.18**
3/4x1	**LR12-1606**	3/4	773584	**12.35**
3/4x1	**LR12-1608**	1	773586	**15.44**
3/4x1	**LR12-1612**	1-½	773588	**25.60**
7/8x1-1/8	**LR14-1806**	3/4	773590	**15.59**
7/8x1-1/8	**LR14-1808**	1	773592	**18.97**
1x1-1/4	**LR16-2006**	3/4	773594	**18.32**
1x1-1/4	**LR16-2008**	1	773596	**23.47**
1x1-1/4	**LR16-2012**	1-½	773598	**27.79**

NYLON BEARINGS

PLANE BEARINGS

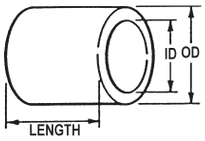

FLANGE BEARINGS

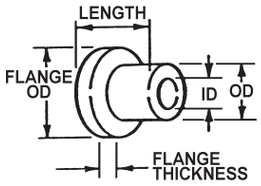

BUNTING NYLON BEARINGS

NYLON - Molded Nylon 101 sleeve, flange, and thrust bearings provide an economical alternative where performance characteristics and the strength of metal bearings are not required. Bunting Bearing carries a full line of sleeve, flange, and thrust styles to accommodate shafts up to 1" diameter.

Temperature range: -20º F/ +250º F

Tolerances

I.D. and O.D.

Up to 1/2"	±.002"
1/2" up to 1"	±.003"
Over 1"	±.004"

I.D. Ins x I.Di Ins	Wall Thickness	Part Number	Length Inches	Our Sequence Number	Per Each
1/4x3/8	1/16	**NN04-0608**	1/2	773800	**$1.28**
5/16x7/16	1/16	**NN05-0710**	5/8	773802	**1.30**
3/8x1/2	1/16	**NN06-0808**	1/2	773804	**1.30**
1/2x5/8	1/16	**NN08-1010**	5/8	773806	**1.70**
1/2x5/8	1/16	**NN08-1016**	1	773808	**2.00**
1/2x3/4	1/8	**NN08-1212**	3/4	773810	**2.20**
1/2x3/4	1/8	**NN08-1216**	1	773812	**2.32**
5/8x3/4	1/16	**NN10-1212**	3/4	773814	**1.85**
3/4x7/8	1/16	**NN12-1420**	1-1/4	773816	**2.64**
3/4x1	1/8	**NN12-1616**	1	773818	**3.55**
7/8x1-1/8	1/8	**NN14-1818**	1-1/8	773820	**3.58**
1x1-1/8	1/16	**NN16-1816**	1	773822	**3.26**
1x1-1/4	1/8	**NN16-2016**	1	773824	**4.67**
1x1-1/4	1/4	**NN16-2024**	1-1/2	773826	**6.62**

I.D. Ins x O.D. Ins	Wall Thickness Inches	Flange O.D.	Thickness	Part Number	Overall Length Inches	Our Sequence Number	Per Each
1/4x3/8	1/16	9/16	1/16	**NF04-0608**	3/16	773700	**$1.33**
3/8x1/2	1/16	5/8	1/16	**NF06-0808**	1/2	773702	**1.43**
1/2x5/8	1/16	3/4	1/16	**NF08-1010**	5/8	773704	**1.88**
1/2x5/8	1/16	3/4	1/16	**NF08-1016**	1	773706	**1.88**
1/2x3/4	1/8	7/8	1/16	**NF08-1212**	3/4	773708	**1.85**
1/2x3/4	1/8	7/8	1/16	**NF08-1216**	1	773710	**2.79**
5/8x3/4	1/16	15/16	1/16	**NF10-1212**	3/4	773712	**1.95**
3/4x7/8	1/16	1-1/16	1/16	**NF12-1420**	1-1/4	773714	**2.49**
3/4x1	1/8	1-3/16	1/16	**NF12-1616**	1	773716	**2.96**
7/8x1-1/8	1/8	1-5/16	1/16	**NF14-1818**	1-1/8	773718	**3.68**
1x1-1/4	1/8	1-7/16	1/16	**NF16-2016**	1	773720	**4.84**

Prices subject to change without notice. **ASK FOR QUANTITY DISCOUNT**

BUNTING BEARING KU DRY LUBRICANT BEARINGS

Bunting's **KU** product is a composite material, consisting of bonded layers of a steel backing and a porous bronze matrix, impregnated and overlaid with PTFE/lead bearing material. The steel backing provides mechanical strength and the bronze inter-layer, impregnated with PTFE/lead, provides a strong mechanical bond for the lining. During normal operation, a thin film from the PTFE lining is transferred to the opposing surface and maintained there throughout the working life of the bearing.

Bunting's **KU** is available, on special order, in the form of thrust washers, strip material and non-standard bearing sizes are also available

Temperature range: -328º F. to +536º F.

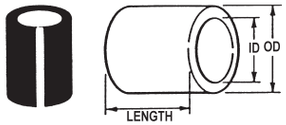

INCH SIZES

Inside Diam. Inches	Outside Diam. Inches	Length Inches	Part Number	Our Sequence Number	Per Each	Recommended Housing Bore Min.	Recommended Housing Bore Max.	Recommended Shaft Diam. Min.	Recommended Shaft Diam. Max.	Installed Bearing I.D.* Min.	Installed Bearing I.D.* Max.
1/8	3/16	3/16	**02KU03**	774002	**$0.89**	.1873	.1878	.123	.124	.124	.126
3/16	1/4	3/16	**03KU03**	774004	**0.89**	.2497	.2503	.185	.186	.186	.189
		1/4	**03KU04**	774006	**0.89**						
1/4	5/16	1/4	**04KU04**	774010	**0.89**	.3122	.3128	.248	.249	.249	.251
		3/8	**04KU06**	774012	**0.99**						
5/16	3/8	3/8	**05KU06**	774014	**0.79**	.3747	.3753	.310	.311	.311	.314
		1/2	**05KU08**	774016	**0.89**						
3/8	15/32	1/4	**06KU04**	774018	**0.89**	.4684	.4691	.373	.374	.374	.376
		3/8	**06KU06**	774020	**0.89**						
		1/2	**06KU08**	774022	**0.96**						
		5/8	**06KU10**	774024	**0.99**						
		3/4	**06KU12**	774026	**1.16**						
7/16	17/32	1/2	**07KU08**	774028	**0.99**	.5309	.5316	.435	.436	.436	.439
		3/4	**07KU12**	774030	**1.09**						
1/2	19/32	1/4	**08KU04**	774032	**0.89**	.5934	.5941	.498	.499	.499	.501
		3/8	**08KU06**	774034	**0.96**						
		1/2	**08KU08**	774036	**0.99**						
		5/8	**08KU10**	774038	**1.09**						
		3/4	**08KU12**	774040	**1.23**						
		7/8	**08KU14**	774042	**1.38**						
9/16	21/32	1/2	**09KU08**	774044	**0.99**	.6559	.6566	.560	.561	.561	.564
		3/4	**09KU12**	774046	**1.23**						
5/8	23/32	1/2	**10KU08**	774048	**1.18**	.7184	.7192	.623	.624	.624	.627
		5/8	**10KU10**	774050	**1.28**						
		3/4	**10KU12**	774052	**1.38**						
		7/8	**10KU14**	774054	**1.58**						
11/16	25/32	7/8	**11KU14**	774056	**1.70**	.7809	.7817	.685	.686	.686	.689
3/4	7/8	1/4	**12KU04**	774058	**1.70**	.8747	.8755	.747	.749	.749	.752
		3/8	**12KU06**	774060	**2.15**						
		1/2	**12KU08**	774062	**1.70**						
		5/8	**12KU10**	774064	**1.80**						
		3/4	**12KU12**	774066	**1.88**						
		1	**12KU16**	774068	**2.49**						
7/8	1	3/4	**14KU12**	774070	**2.17**	.9997	1.0005	.872	.874	.874	.877
		1	**14KU16**	774072	**2.42**						
1	1-1/8	1/2	**16KU08**	774074	**2.17**	1.1247	1.1255	.997	.999	.999	1.002
		3/4	**16KU12**	774076	**3.06**						
		1	**16KU16**	774078	**2.32**						
		1-1/4	**16KU20**	774080	**3.16**						
		1-1/2	**16KU24**	774082	**4.69**						
1-1/8	1-9/32	5/8	**18KU10**	774084	**2.57**	1.2808	1.2818	1.122	1.123	1.124	1.127
		3/4	**18KU12**	774086	**2.94**						
		1	**18KU16**	774088	**4.27**						
1-1/4	1-13/32	3/4	**20KU12**	774090	**3.14**	1.4058	1.4068	1.247	1.248	1.249	1.252
		1	**20KU16**	774092	**4.39**						
		1-1/4	**20KU20**	774094	**5.18**						
		1-3/4	**20KU28**	774096	**6.67**						
1-3/8	1-17/32	3/4	**22KU12**	774098	**3.70**	1.5308	1.5318	1.372	1.373	1.374	1.377
		1	**22KU16**	774100	**3.92**						
		1-1/2	**22KU24**	774102	**5.09**						
1-1/2	1-21/32	1/2	**24KU08**	774104	**3.95**	1.6558	1.6568	1.497	1.498	1.499	1.502
			- - - - -	- - - - -	**....**						
		1-1/4	**24KU20**	774108	**4.64**						
		1-1/2	**24KU24**	774110	**7.06**						
		2	**24KU32**	774112	**7.78**						
1-5/8	1-25/32	1	**26KU16**	774114	**4.15**	1.7808	1.7818	1.622	1.623	1.624	1.627
		1-1/2	**26KU24**	774116	**....**						
1-3/4	1-15/16	1	**28KU16**	774118	**5.43**	1.9371	1.9381	1.747	1.748	1.748	1.753
		1-1/2	**28KU24**	774120	**9.60**						

Larger sizes available.

METRIC SIZES

Inside Diam. MM	Outside Diam. MM	Length MM	Part Number	Our Sequence Number	Per Each	Recommended Housing Bore Min.	Recommended Housing Bore Max.	Recommended Shaft Diam. Min.	Recommended Shaft Diam. Max.	Installed Bearing I.D.* Min.	Installed Bearing I.D.* Max.
5.0	7.0	10.0	**M0510KU**	774150	**$0.69**	7.000	7.015	4.97	4.99	4.99	5.05
6.0	8.0	6.0	**M0606KU**	774152	**0.59**	8.000	8.015	5.97	5.99	5.99	6.05
		8.0	**M0608KU**	774154	**0.59**						
		10.0	**M0610KU**	774156	**0.69**						
7.0	9.0	10.0	**M0710KU**	774158	**0.69**	9.000	9.015	6.97	6.98	6.99	7.05
8.0	10.0	8.0	**M0808KU**	774160	**0.59**	10.000	10.015	7.97	7.98	7.99	8.05
		10.0	**M0810KU**	774162	**0.59**						
		12.0	**M0812KU**	774164	**0.69**						
10.0	12.0	10.0	**M1010KU**	774166	**0.69**	12.000	12.018	9.97	9.98	9.99	10.05
		12.0	**M1012KU**	774168	**0.69**						
		15.0	**M1015KU**	774170	**0.79**						
		20.0	**M1020KU**	774172	**0.79**						
12.0	14.0	8.0	**M1208KU**	774174	**0.69**	14.000	14.018	11.96	11.98	11.99	12.05
		10.0	**M1210KU**	774176	**0.69**						
		12.0	**M1212KU**	774178	**0.79**						
		15.0	**M1215KU**	774180	**0.79**						
		20.0	**M1220KU**	774182	**0.89**						
		25.0	**M1225KU**	774184	**0.99**						
13.0	15.0	10.0	**M1310KU**	774186	**0.69**	15.000	15.018	12.96	12.98	12.99	13.05
14.0	16.0	15.0	**M1415KU**	774188	**0.89**	16.000	16.018	13.96	13.98	13.99	14.05
		20.0	**M1420KU**	774190	**0.99**						
15.0	17.0	12.0	**M1512KU**	774192	**0.79**	17.000	17.018	14.96	14.98	14.99	15.05
		15.0	**M1515KU**	774194	**0.89**						
		25.0	**M1525KU**	774196	**1.38**						
16.0	18.0	12.0	**M1612KU**	774198	**0.99**	18.000	18.018	15.96	15.98	15.99	16.05
		15.0	**M1615KU**	774200	**0.99**						
		20.0	**M1620KU**	774202	**1.36**						
		25.0	**M1625KU**	774204	**1.46**						
17.0	19.0	20.0	**M1720KU**	774206	**1.18**	19.000	19.021	16.96	16.98	16.99	17.06
18.0	20.0	15.0	**M1815KU**	774208	**1.16**	20.000	20.021	17.96	17.98	17.99	18.06
		20.0	**M1820KU**	774210	**1.28**						
		25.0	**M1825KU**	774212	**1.90**						
20.0	23.0	15.0	**M2015KU**	774214	**1.41**	23.000	23.021	19.95	19.98	19.99	20.06
		20.0	**M2020KU**	774216	**1.48**						
		25.0	**M2025KU**	774218	**1.78**						
		30.0	**M2030KU**	774220	**2.47**						
22.0	25.0	15.0	**M2215KU**	774222	**1.38**	25.000	25.021	21.95	21.98	21.99	22.07
		20.0	**M2220KU**	774224	**1.58**						
		25.0	**M2225KU**	774226	**1.90**						
25.0	28.0	15.0	**M2515KU**	774234	**1.46**	28.000	28.021	24.95	24.98	24.99	25.07
		20.0	**M2520KU**	774236	**1.80**						
		25.0	**M2525KU**	774238	**2.17**						
		30.0	**M2530KU**	774240	**2.89**						
		50.0	**M2550KU**	774242	**4.69**						
28.0	32.0	20.0	**M2820KU**	774244	**2.17**	32.000	32.025	27.95	27.98	27.99	28.08
		30.0	**M2830KU**	774246	**3.28**						
30.0	34.0	20.0	**M3020KU**	774248	**2.37**	34.000	34.025	29.95	29.98	29.99	30.08
		25.0	**M3025KU**	774250	**2.67**						
		30.0	**M3030KU**	774252	**3.55**						
		40.0	**M3040KU**	774254	**4.79**						
32.0	36.0	40.0	**M3240KU**	774256	**4.96**	36.000	36.025	31.95	31.97	31.99	32.08
35.0	39.0	20.0	**M3520KU**	774258	**2.57**	39.000	39.025	34.95	34.97	34.99	35.08
		30.0	**M3530KU**	774260	**4.44**						
		50.0	**M3550KU**	774262	**7.41**						
40.0	44.0	30.0	**M4030KU**	774266	**4.34**	44.000	44.025	39.95	39.97	39.99	40.08
50.0	55.0	40.0	**M5040KU**	774276	**7.80**	55.000	55.030	49.95	49.97	49.99	50.11
		60.0	**M5060KU**	774278	**13.23**						

*** When installed in a rigid steel or cast-iron housing.**

SPRING STEEL TENSION BUSHINGS

Tension Bushing Part Numbers in 16ths; for example are: SS08-1208; 08 = 8/16 or 1/2; 12 = 12/16 or 3/4; 08 = 8/16 or 1/2.



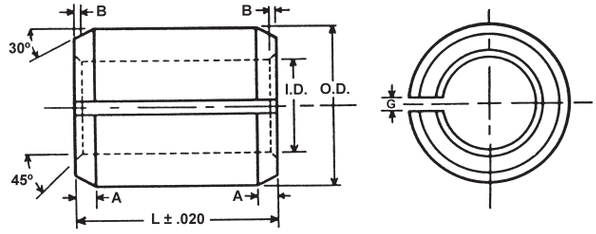

Made of Spring Steel with oil finish Hardened to Rockwell 45 and Tempered. Looks like a short-large Roll Pin. Allowable Hole Tolerance +.004 to -.005. Can be cut with an abrasive cut off wheel.

Tension Bushings are hollow cylinders slit longitudinally over their entire length to permit compression and expansion, and beveled to facilitate insertion. They are rolled from special spring steel of high elasticity, resilience and wear resistance.

Tension Bushings are designed to replace solid steel (tubular) and case hardened bushings because they are self retaining, hardened throughout and reusable. Their inherent elastic qualities allow them to remain tight even if wear should cause housings to become enlarged. Removal and reinsertation can be easily accomplished with a hammer and a drift.

Tension Bushings are particularly suitable for use as low speed, high pressure bearings and for applications involving oscillating motion.
USE-Where a pin or shaft has worn a hole oval or out of round or oversize, bore out to the next largest size and insert a Tension Bushing.

Generic is fractional I.D. x O.D. Family is fractional I.D.
Hole size can be: Min.-Max. -.0015 Oversize can be used as SPACERS

I.D. Ins. x O.D. Ins.	Wall Thickness	Part Number	Length Inches	Our Sequence Number	Per Each	Part Number	Length Inches	Our Sequence Number	Per Each	Part Number	Length Inches	Our Sequence Number	Per Each	Max. Hole Size	Min. Hole Size
1/2 x 3/4	1/8	**SS08-1208**	1/2	778010	**$12.52**	**SS08-1212***	3/4	778020	**$16.73**	**SS08-1216**	1	778030	**$4.76**	.751	.750
5/8 x 7/8	1/8	**SS10-1424**	1-1/2											.876	.875
3/4 x 1	1/8	**SS12-1608**	1/2	778050	**4.50**	**SS12-1612**	3/4	778060	**3.33**	**SS12-1616***	1	778070	**4.29**	1.001	1.000
		SS12-1620	1-1/4	778073	**7.42**	**SS12-1624**	1-1/2	778080	**8.57**						
3/4 x 1-1/8	3/16	**SS12-1812**	3/4	778083	**48.35**	**SS12-1816***	1	778090	**18.64**					1.126	1.125
7/8 x 1-1/4	3/16	**SS14-2020***	1-1/4	778104	**16.21**									1.251	1.250
1 x 1-1/4	1/8	**SS16-2008**	1/2	778130	**4.70**	**SS16-2012***	3/4	778140	**6.64**	**SS16-2016***	1	778150	**8.18**	1.251	1.250
		SS16-2020	1-1/4	778153	**8.89**	**SS16-2024**	1-1/2	778160	**7.24**	**SS16-2032**	2	778162	**11.92**		
1 x 1-3/8	3/16	**SS16-2212**	3/4	778165	**13.72**	**SS16-2224**	1-1/2	778180	**35.55**					1.376	1.375
1 x 1-1/2	1/4	**SS16-2416***	1	778190	**23.84**									1.501	1.500
1-1/8 x 1-3/8	1/8	**SS18-2212**	3/4	778210	**13.49**	**SS18-2216**	1	778220	**17.41**	**SS18-2224***	1-1/2	778230	**18.77**	1.376	1.375
1-1/4 x 1-1/2	1/8	**SS20-2412**	3/4	778260	**6.40**	**SS20-2416***	1	778270	**6.85**	**SS20-2420**	1-1/4	778272	**6.53**	1.501	1.500
		SS20-2424*	1-1/2	778280	**10.17**	**SS20-2432**	2	778282	**15.19**	**SS20-2440**	2-1/2	778284	**20.23**		
1-1/4 x 1-5/8	3/16	**SS20-2612**	3/4	778286	**18.03**	**SS20-2616**	1	778290	**20.05**	**SS20-2624***	1-1/2	778300	**27.31**	1.626	1.625
1-3/8 x 1-5/8	1/8	**SS22-2616**	1	778310	**38.11**									1.626	1.625
1-3/8 x 1-3/4	3/16	**SS22-2816***	1	778330	**38.60**	**SS22-2824**	1-1/2	778340	**10.43**	**SS22-2832**	2	778342	**25.38**	1.751	1.750
1-1/2 x 1-3/4	1/8	**SS24-2812**	3/4	778350	**8.91**	**SS24-2816**	1	778360	**10.90**	**SS24-2820**	1-1/4	778365	**12.96**	1.751	1.750
		SS24-2824*	1-1/2	778370	**14.87**	**SS24-2832**	2	778372	**18.48**	**SS24-2840**	2-1/2	778374	**32.62**		
1-1/2 x 1-7/8	3/16	**SS24-3012**	3/4	778376	**15.81**	**SS24-3016**	1	778380	**22.92**	**SS24-3020**	1-1/4	778384	**19.73**	1.876	1.875
		SS24-3024*	1-1/2	778390	**40.62**	**SS24-3032**	2	778393	**38.00**						
1-1/2 x 2	1/4	**SS24-3216**	1	778400	**33.04**	**SS24-3220**	1-1/4	778405	**39.60**	**SS24-3224***	1-1/2	778410	**42.29**	2.001	2.000
		SS24-3232	2	778411	**40.38**	**SS24-3240**	2-1/2	778413	**31.68**						
1-3/4 x 2	1/8	**SS28-3220**	1-1/4	778417	**23.68**	**SS28-3224***	1-1/2	778420	**24.83**	**SS28-3232**	2	778421	**25.98**	2.001	2.000
		SS28-3240	2-1/2	- - - - -	....	**SS28-3248**	3	778423	**....**						
2 x 2-1/4	1/8	**SS32-3632**	2	778426	**36.78**										
2 x 2-3/8	3/16	**SS32-3816**	1	778440	**16.18**	**SS32-3820**	1-1/4	778445	**23.24**	**SS32-3824**	1-1/2	778450	**27.08**	2.376	2.375
		SS32-3832	2	778453	**46.55**										
2 x 2-1/2	1/4	**SS32-4016**	1	778460	**40.77**	**SS32-4024**	1-1/2	778470	**50.78**	**SS32-4032**	2	778472	**60.38**	2.501	2.500
		SS32-4040	2-1/2	778474	**52.09**	**SS32-4048**	3	778476	**76.19**						
2-1/2 x 3	1/4	**SS40-4816**	1	778480	**25.17**	**SS40-4824**	1-1/2	778490	**64.82**	**SS40-4832**	2	778492	**57.58**	3.001	3.000
		SS40-4840	2-1/2	778494	**48.28**	**SS40-4848**	3	778496	**60.38**						
3 x 3-1/2	1/4	**SS48-5616**	1	778500	**22.06**	**SS48-5624**	1-1/2	778510	**64.61**	**SS48-5632**	2	778513	**64.38**	3.502	3.500
		SS48-5640	2-1/2	778515	**99.16**	**SS48-5648**	3	778520	**78.10**						

24B ASSORTMENT IS ONE EACH OF STARRED SIZES LISTED ABOVE. Sequence # Z90108 **.....**

MALE AND FEMALE ROD END BEARINGS - PLATED

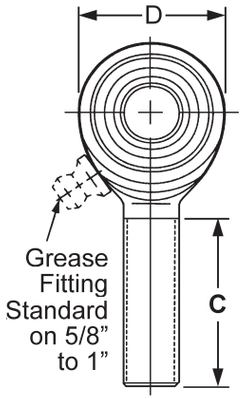

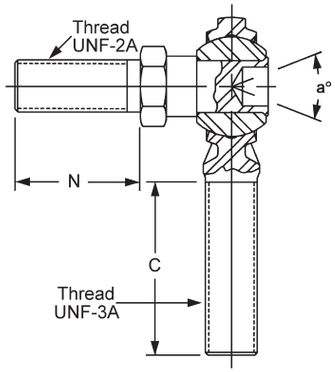

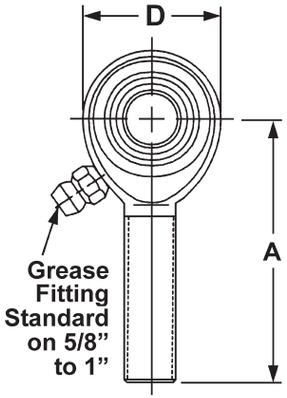

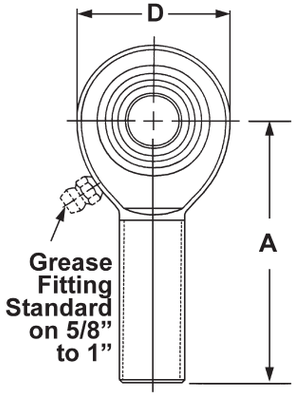

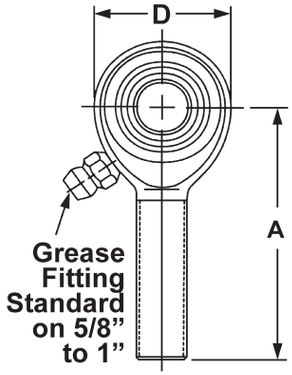

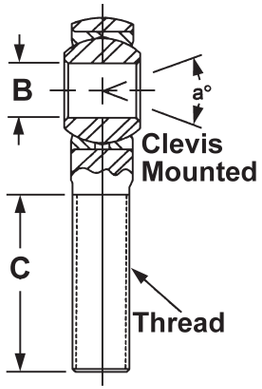

a° is variable. 10° to 25° on all except C_S series which are larger degrees. Call our technicians for specifics.

	Body - Carbon Steel Ball - Sintered Steel HT RH Stud - Carbon Steel						Body - Carbon Steel Race - Carbon Steel Ball - Alloy HT			JUMP SIZE SHANK Body - Carbon Steel Race - Alloy HT Ball - Alloy HT			Body - Alloy HT Race - Alloy HT Ball - Alloy HT						
	MALE 2 PIECE ECONOMY SILVER			**MALE 2 PIECE ECONOMY SILVER WITH STUD**			**MALE 3 PIECE GOLD**			**MALE 3 PIECE GOLD** Male dim.jumps 1/16			**MALE 3 PIECE SILVER**						
B Size Inch Inch	Part Number	Our Sequence Number	Per Each	Part Number	Our Sequence Number	Per Each	Part Number	Our Sequence Number	Per Each	Part Number	Our Sequence Number	Per Each	Part Number	Our Sequence Number	Per Each	A Inch	C Inch	Male Thd. Size I n c h	D
.125	- - - - -		**$....**	- - - - -		**$....**	MM2-RH	710252	**$11.53**	- - - - -		**$....**	- - - - -		**$....**	.937	.562	6-32	.50
.125	- - - - -		**....**	- - - - -		**....**	MB2-LH	710280	**11.75**	- - - - -		**....**	- - - - -		**....**	.937	.562	6-32	.50
.190	CM3-RH	710100	**5.21**	CM3S-RH	710124	**10.24**	MM3-RH	710254	**7.02**	XM3-RH	710412	**16.60**	AM3-RH	710360	**17.58**	1.250	.750	10-32	.62
.190	CB3-LH	710148	**5.21**	CB3S-LH	710172	**6.53**	MB3-LH	710282	**7.17**	XB3-LH	710434	**16.82**	AB3-LH	710386	**16.80**	1.250	.750	10-32	.62
.250	CM4-RH	710102	**8.04**	CM4S-RH	710126	**14.11**	MM4-RH	710256	**7.45**	XM4-RH	710414	**17.28**	AM4-RH	710362	**17.60**	1.562	1.000	1/4-28	.75
.250	CB4-LH	710150	**5.47**	CB4S-LH	710174	**7.35**	MB4-LH	710284	**7.60**	XB4-LH	710436	**17.51**	AB4-LH	710388	**16.83**	1.562	1.000	1/4-28	.75
.312	CM5-RH	710104	**....**	CM5S-RH	710128	**11.84**	MM5-RH	710258	**10.06**	XM5-RH	710416	**19.22**	AM5-RH	710364	**27.66**	1.875	1.250	5/16-24	.87
.312	CB5-LH	710152	**6.01**	CB5S-LH	710176	**7.89**	MB5-LH	710286	**8.65**	XB5-LH	710438	**19.44**	AB5-LH	710390	**17.09**	1.875	1.250	5/16-24	.87
.375	CM6-RH	710106	**14.42**	CM6S-RH	710130	**14.09**	MM6-RH	710260	**15.86**	XM6-RH	710418	**21.26**	AM6-RH	710366	**32.24**	1.938	1.250	3/8-24	1.00
.375	CB6-LH	710154	**10.26**	CB6S-LH	710178	**12.86**	MB6-LH	710288	**10.01**	XB6-LH	710440	**21.48**	AB6-LH	710392	**32.24**	1.938	1.250	3/8-24	1.00
.437	CM7-RH	710108	**8.18**	CM7S-RH	710132	**10.22**	MM7-RH	710262	**20.99**	XM7-RH	710420	**27.99**	AM7-RH	710368	**38.86**	2.125	1.375	7/16-20	1.12
.437	CB7-LH	710156	**11.46**	CB7S-LH	710180	**10.49**	MB7-LH	710290	**17.97**	XB7-LH	710442	**28.22**	AB7-LH	710394	**38.86**	2.125	1.375	7/16-20	1.12
.500	CM8-RH	710110	**23.37**	CM8S-RH	710134	**30.39**	MM8-RH	710264	**39.32**	XM8-RH	710422	**33.17**	AM8-RH	710370	**48.48**	2.438	1.500	1/2-20	1.31
.500	CB8-LH	710158	**23.37**	CB8S-LH	710182	**20.17**	MB8-LH	710292	**23.88**	XB8-LH	710444	**33.39**	AB8-LH	710396	**44.74**	2.438	1.500	1/2-20	1.31
.625	CM10Z-RH	710112	**24.82**	CM10SZ-RH	710136	**34.97**	MM10Z-RH	710266	**58.05**	XM10Z-RH	710424	**53.08**	AM10Z-RH	710372	**65.61**	2.625	1.625	5/8-18	1.50
.625	CN10Z-LH	710160	**27.30**	CB10SZ-LH	710184	**31.66**	MB10Z-LH	710294	**53.74**	XB10Z-LH	710446	**53.08**	AB10Z-LH	710398	**....**	2.625	1.625	5/8-18	1.50
.750	CM12Z-RH	710114	**53.85**	CM12SZ-RH	710138	**31.53**	MM12Z-RH	710268	**70.65**	- - - - -		**....**	AM12Z-RH	710374	**143.05**	2.875	1.750	3/4-16	1.75
.750	CB12Z-LH	710162	**36.24**	CB12SZ-LH	710186	**28.51**	MB12Z-LH	710296	**64.52**	- - - - -		**....**	AB12Z-LH	710400	**....**	2.875	1.750	3/4-16	1.75
1.00	- - - - -		**....**	- - - - -		**....**	MM16-1Z-RH	710270	....	- - - - -		**....**	AM16-1Z-RH	710376	**302.68**	4.125	2.125	1-14	2.75
1.00	- - - - -		**....**	- - - - -		**....**	MB16-1Z-LH	710298	**119.75**	- - - - -		**....**	AB16-1Z-LH	710402	**201.02**	4.125	2.125	1-14	2.75

MALE AND FEMALE ROD END BEARINGS - PLATED

LEFT HAND FEMALE HAS IDENTIFICATION GROOVE AT BASE OF SHANK

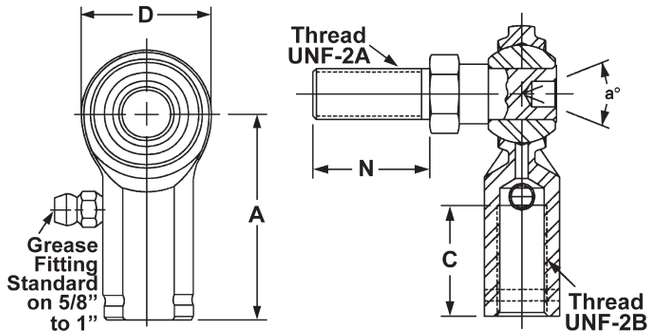

Body - Carbon Steel
Ball - Sintered Steel HT
RH Stud - Carbon Steel

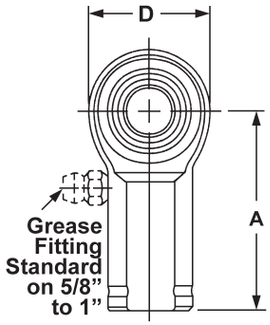

Body - Carbon Steel
Race - Carbon Steel
Ball - Alloy HT

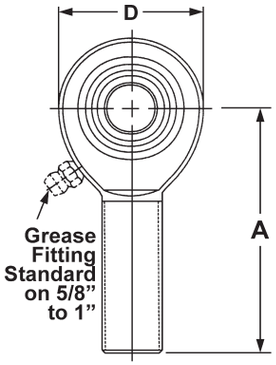

JUMP SIZE SHANK
Body - Alloy HT
Race - Alloy HT
Ball - Alloy HT

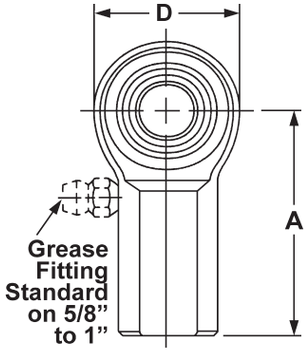

Body - Alloy HT
Race - Alloy HT
Ball - Alloy HT

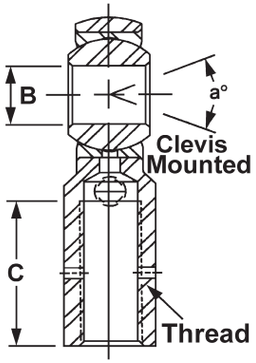

a° is variable. 10° to 25° on all except C_S series which are larger degrees. Call our technicians for specifics.

B Size Inch	FEMALE 2 PIECE ECONOMY SILVER Part Number	Our Sequence Number	Per Each	FEMALE 2 PIECE ECONOMY SILVER WITH STUD Part Number	Our Sequence Number	Per Each	FEMALE 3 PIECE GOLD Part Number	Our Sequence Number	Per Each	MALE 3 PIECE SILVER SEE MALE DIM. Male dim.jumps 1/16 Part Number	Our Sequence Number	Per Each	FEMALE 3 PIECE SILVER Part Number	Our Sequence Number	Per Each	A Inch	C Inch	Male Thd. Size Inch	D Inch
.125	- - - - -		$....	- - - - -		$....	MW2-RH	710196	$10.58	- - - - -		$....	- - - - -		$....	.812	.437	6-32	.50
.125	- - - - -		....	- - - - -		....	MG2-LH	710224	10.80	- - - - -		....	- - - - -		....	.812	.437	6-32	.50
.190	CW3-RH	710004	....	CW3S-RH	710028	11.06	MW3-RH	710198	6.72	XAM3-RH	710456	24.93	AW3-RH	710308	16.72	1.062	.562	10-32	.62
.190	CG3-LH	710052	4.84	CG3S-LH	710076	6.90	MG3-LH	710226	6.87	XAB3-LH	710478	25.15	AG3-LH	710334	16.87	1.062	.562	10-32	.62
.250	CW4-RH	710006	11.42	CW4S-RH	710030	16.06	MW4-RH	710200	12.29	XAM4-RH	710458	25.50	AW4-RH	710310	27.39	1.312	.750	1/4-28	.75
.250	CG4-LH	710054	5.18	CG4S-LH	710078	....	MG4-LH	710228	12.93	XAB4-LH	710480	25.73	AG4-LH	710336	17.08	1.312	.750	1/4-28	.75
.312	CW5-RH	710008	13.06	CW5S-RH	710032	17.51	MW5-RH	710202	20.37	XAM5-RH	710460	29.66	AW5-RH	710312	25.64	1.375	.750	5/16-24	.87
.312	CG5-LH	710056	8.18	CG5S-LH	710080	....	MG5-LH	710230	13.71	XAB5-LH	710482	29.88	AG5-LH	710338	....	1.375	.750	5/16-24	.87
.375	CW6-RH	710010	15.64	CW6S-RH	710034	20.28	MW6-RH	710204	23.71	XAM6-RH	710462	36.70	AW6-RH	710314	43.63	1.625	.937	3/8-24	1.00
.375	CG6-LH	710058	14.49	CG6S-LH	710082	17.88	MG6-LH	710232	21.95	XAB6-LH	710484	36.92	AG6-LH	710340	20.10	1.625	.937	3/8-24	1.00
.437	CW7-RH	710012	13.42	CW7S-RH	710036	16.00	MW7-RH	710206	23.75	XAM7-RH	710464	44.68	AW7-RH	710316	37.08	1.812	1.062	7/16-20	1.12
.437	CG7-LH	710060	8.35	CG7S-LH	710084	10.66	MG7-LH	710234	11.54	XAB7-LH	710486	44.90	AG7-LH	710342	24.87	1.812	1.062	7/16-20	1.12
.500	CW8-RH	710014	26.97	CW8S-RH	710038	33.33	MW8-RH	710208	34.55	XAM8-RH	710466	59.61	AW8-RH	710318	49.77	2.125	1.187	1/2-20	1.31
.500	CG8-LH	710062	18.13	CG8S-LH	710086	29.39	MG8-LH	710236	26.35	XAB8-LH	710488	59.83	AG8-LH	710344	29.95	2.125	1.187	1/2-20	1.31
.625	CW10Z-RH	710016	42.01	CW10SZ-RH	710040	53.43	MW10Z-RH	710210	38.99	XAM10Z-RH	710468	86.82	AW10Z-RH	710320	101.71	2.500	1.500	5/8-18	1.50
.625	CG10Z-LH	710064	30.81	CB10SZ-LH	710088	19.65	MG10Z-LH	710238	25.99	XAB10Z-LH	710490	87.04	AG10Z-LH	710346	43.47	2.500	1.500	5/8-18	1.50
.750	CW12Z-RH	710018	37.08	CW12SZ-RH	710042	68.09	MW12Z-RH	710212	49.19	- - - - -		....	AW12Z-RH	710322	....	2.875	1.750	3/4-16	1.75
.750	CG12Z-LH	710066	22.63	CG12SZ-LH	710090	41.46	MG12Z-LH	- - - - -	....	- - - - -		....	AG12Z-LH	710348	59.72	2.875	1.750	3/4-16	1.75
1.00	- - - - -		....	- - - - -		....	MW16-1Z-RH	710214	127.41	- - - - -		....	AW16-1Z-RH	710324	239.25	4.125	2.125	1-14	2.75
1.00	- - - - -		....	- - - - -		....	MG16-1Z-LH	710242	105.97	- - - - -		....	AG16-1Z-LH	710350	239.47	4.125	2.125	1-14	2.75

V-TYPE IDLER PULLEY FOR V-BELTS

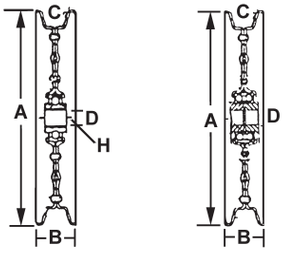



A Outside Diam.	B Pulley Width Inches	C Belt Size	D Bore Size Inches	H Bearing Width Inches	For Bolt Size	NEW Part Number	Our Sequence Number	Per Each VEIDPL	Generic Number	Brand	Single or Double Ball Bearing
2.62	.812	A	.375	.844	3/8	**V-40AO PS**	004018	**....**	V262AO 3/8	Baum	Double
3.00	.750	A	.380	.720	3/8	**006-11520A**	373202	**$225.40**	V300A 3/8	Fafnir	Single
3.25	.875	A	.519	.750	1/2	**AG-2321A**	576576	**36.30**	V325A RIV 1/2	Aetna	Single
3.25	.875	A	.646	.750	5/8	**AG-2321**	576512	**39.94**	V325A RIV 5/8	Aetna	Single
4.00	.875	A	.638	.720	5/8	**010-10874**	373238	**70.53**	V400A 5/8	Fafnir	Single
4.00	.875	A	.669	.720	5/8	**10874**	373200	**63.36**	V400A 5/8	Fafnir	Single
4.40	.969	B	.519	.927	1/2	**AG-2421A**	577984	**48.06**	V450B RIV 1/2	Aetna	Single
4.40	.969	B	.646	.927	5/8	**AG-2421**	577920	**47.47**	V450B RIV 5/8	Aetna	Single
5.00	.688	A & B	.635	.720	1/2 or 5/8	**IV50062-50**	541780	**40.74**	V500AB 5/8	Baum	Single
5.06	1.250	B & C	.513	.720	1/2	**008-10482**	373208	....	V500BC 1/2	Fafnir	Single
5.06	1.250	B & C	.638	.720	5/8	**010-10482**	373226	....	V500BC 5/8	Fafnir	Single
5.75	1.156	A, B, C	.519	.927	1/2	**AG-2621A**	579394	**63.98**	V575ABC RIV 1/2	Aetna	Single
5.75	1.156	A, B, C	.646	.927	5/8	**AG-2621**	579392	**65.11**	V575ABC RIV 5/8	Aetna	Single
7.00	1.156	B & C	.519	.927	1/2	**AG-2721A**	Use AG-2721		V700BC RIV 1/2	Aetna	Single
7.00	1.156	B & C	.646	.927	5/8	**AG-2721**	579402	**.....**	V700BC RIV 5/8	Aetna	Single
7.31	1.250	B & C	.513	.720	1/2	**008-10853**	373218	**139.85**	V731BC 1/2	Fafnir	Single
7.31	1.250	B & C	.638	.720	5/8	**010-10853**	373236	**138.28**	V731BC 5/8	Fafnir	Single

IDLER PULLEYS

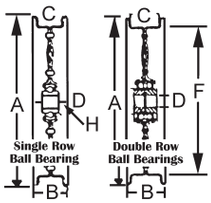



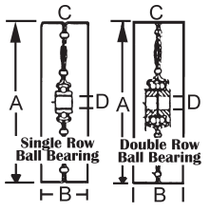

FLAT FLANGED IDLER PULLEYS

A Outside Diam.	F Face Diam. Inches	B Pulley Width Inches	C Face Width Inches	D Bore Size Inches	H Bearing Width Inches	For Bolt Size	NEW Part Number	Our Sequence Number	Per Each FLFLIDPL	Generic Number	Brand	Single or Double Ball Bearing
3.25	2.875	.84	.69	.519	.750	1/2	**AG-2352A**	576642	**$33.79**	F325 2F08 1/2	Aetna	Single
3.25	2.875	.84	.69	.646	.750	5/8	**AG-2352**	576640	**43.03**	F325 2F08 5/8	Aetna	Single
3.25	2.875	.84	.69	.519	1.125	1/2	**AG-2366-AS**	576838	....	F325 2F08 1/2	Aetna	Single
3.25	2.750	1.187	1.375	.635	.687	5/8	**IF27562-50**	541770	**37.65**	F325 2F11 5/8	Baum	Single
3.50	2.750	1.88	1.50	.519	1.125	1/2	**AG-2362A**	576832	**44.76**	F350 2F19 1/2	Aetna	Single
3.50	2.750	1.88	1.50	.646	1.125	5/8	**AG-2362S**	576834	**51.64**	F350 2F19 5/8	Aetna	Single
3.62	3.000	1.22	.87	.390	.720	3/8	**006-11581A**	373204	**219.77**	F362 2F12 3/8	Fafnir	Single
4.53	4.000	1.38	1.12	.519	.927	1/2	**AG-2413A**	577154	**52.50**	F450 2F14 1/2	Aetna	Single
4.53	4.000	1.38	1.12	.646	.927	5/8	**AG-2413**	577152	**49.91**	F450 2F14 5/8	Aetna	Single
4.56	4.000	1.18	1.18	.635	.687	5/8	**IF40062-50**	541774	**40.74**	F450 2F11 5/8	Baum	Single
4.625	4.000	1.43	1.00	.513	.720	1/2	**008-10601**	373212	**74.20**	F463 2F14 1/2	Fafnir	Single
4.625	4.000	1.43	1.00	.638	.720	5/8	**010-10601**	373230	**76.35**	F463 2F14 5/8	Fafnir	Single
4.625	4.250	1.03	.75	.519	.927	1/2	**AG-2452A**	578628	**49.34**	F463 2F10 1/2	Aetna	Single
4.625	4.250	1.03	.75	.646	.927	5/8	**AG-2452**	578626	**38.35**	F463 2F10 5/8	Aetna	Single
6.25	5.500	1.43	1.00	.519	.720	1/2	**008-10483**	373210	**107.17**	F625 2F14 1/2	Fafnir	Single
6.25	5.500	1.43	1.00	.638	.720	5/8	**010-10483**	373228	**92.48**	F625 2F14 5/8	Fafnir	Single
6.25	5.500	1.43	1.00	.638	.720	5/8	**010-10650**	373232	**95.59**	F625 2F16 5/8	Fafnir	Single
7.00	6.000	1.31	1.00	.519	.927	1/2	**AG-2613A**	578904	**69.13**	F700 2F13 1/2	Aetna	Single
7.00	6.000	1.31	1.00	.646	.927	5/8	**AG-2613**	578902	**60.38**	F700 2F13 5/8	Aetna	Single
8.75	8.000	1.53	1.12	.646	.927	5/8	**AG-2814**	579412	**71.08**	F875 2F15 5/8	Aetna	Single
8.75	8.000	1.90	1.50	.638	.720	5/8	**010-10731**	373234	**135.58**	F875 2F19 5/8	Fafnir	Single

FLAT FACE IDLER PULLEYS with NO FLANGE

									FLFAIDPL			
1.87	1.875	1.05	.937	.375	.967	3/8	**P-3015 PS**	004028	**CALL**	F187 NOF09 3/8	Baum	Double
2.25	2.250	.75	.687	.375	.781	3/8	**P-3611 PS**	004030	**CALL**	F225 NOF07 3/8	Baum	Double
2.25	2.250	1.12	1.000	.375	.967	3/8	**P-3616 PS**	004032	**CALL**	F225 NOF10 3/8	Baum	Double
Above 3 sizes have hub stick out feature that permits direct mounting without washers												
2.75	2.750	1.50	1.50	.519	1.125	1/2	**AG-2367A**	576845	**56.80**	F275 NOF15 1/2	Aetna	Single

FLAT FACE IDLER PULLEYS FLANGE ON ONE SIDE ONLY

									FLFAIDPL			
3.50	2.75	1.69	1.50	.519	1.125	1/2	**AG-2365A**	576836	**53.20**	F350 1F17 1/2	Aetna	Single

NOTE: All Aetna AG numbers with suffix S have heavy duty L seal inside the housing.

IDLER SPROCKETS

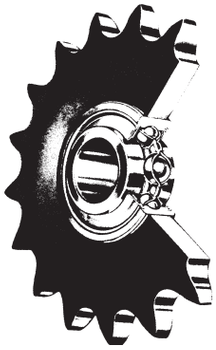

008-
010-
011-
012-
IS35-
IS40-
IS50-
IS60-
IS80-
IS100-



AG-2318S
AG-2318A
AG-2416



AG-2427
AG-2427A-Hvy.

AG-2416A
AG-2436 Hvy.
AG-2436A Hvy.
AG-2417

AG-2565-2AF
AG-2566-2AF

AG2417A
AG-2437 Hvy.
AG-2437A Hvy.

STP=Pressed Steel
PRE=Precision
STEP=Pressed Steel Extended Pitch

Family is for example: 3510SP

For Chain Size	Number of Teeth	Bore Size Inches	Outside Diam. Inches	Bearing Width Inches	NEW Part Number	Our Sequence Number	Per Each	Generic Number	Brand
35	18	5/8	2.35	.688	**IS35-18E 5/8***	540932	**$15.77**	SPB 3518 1/2-5/8	Baum-PRE
40/41	17	5/8	3.12	.688	**IS40-17E 5/8***	540936	**16.06**	SPB 4017 1/2-5/8	Baum-PRE
40/41	18	1/2	3.145	.750	**AG-2318A**	576448	**31.88**	SPB 4018 1/2	Aetna-STP
40/41	18	5/8	3.14	.750	**AG-2318S**	576384	**32.13**	SPB 4018 5/8	Aetna-STP
40	18	5/8	3.14	.720	**010-4018S**	373244	**96.86**	SPB 4018 5/8	Fafnir-PRE
50	13	5/8	2.87	.688	**IS50-13E 5/8***	540940	**17.29**	SPB 5013 1/2-5/8	Baum-PRE
50	15	5/8	3.31	.688	**IS50-15E 5/8***	540946	**18.38**	SPB 5015 1/2-5/8	Baum-PRE
50	17	1/2	3.72	.720	**008-5017S**	373206	**98.14**	SPB 5017 1/2	Fafnir-PRE
50	17	1/2	3.62	.927	**AG-2436A Hvy**	578496	**43.43**	SPB 5017H 1/2	Aetna-STP
50	17	1/2	3.62	.927	**AG-2416A**	577344	**39.73**	SPB 5017 1/2	Aetna-STP
50	17	5/8	3.72	.688	**IS50-17E 5/8***	540947	**25.35**	SPB 5017 1/2-5/8	Baum-PRE
50	17	5/8	3.72	.720	**010-5017S**	373246	**70.72**	SPB 5017 5/8	Fafnir-PRE
50	17	5/8	3.62	.927	**AG-2436 Hvy**	578432	**56.01**	SPB 5017H 5/8	Aetna-STP
50	17	5/8	3.62	.927	**AG-2416**	577280	**36.86**	SPB 5017 5/8	Aetna-STP
60	11	5/8	3.00	.688	**IS60-11E 5/8***	540944	**28.87**	SPB 6011 1/2-5/8	Baum-PRE
60	13	5/8	3.50	.688	**IS60-13E 5/8***	540950	**20.70**	SPB 6013 1/2-5/8	Baum-PRE
60	15	5/8	3.98	.688	**IS60-15E 5/8***	540951	**26.61**	SPB 6015 1/2-5/8	Baum-PRE
60	15	11/16 Hex	3.98	.720	**011H-6015S**	373260	**49.78**	SPB 6015 5/8 HEX	Fafnir-PRE
60	15	5/8	3.98	.720	**010-6015S**	373248	**105.87**	SPB 6015 5/8	Fafnir-PRE
60/60H	15	1/2	3.90	.927	**AG-2417A**	577600	**40.57**	SPB 6015 1/2	Aetna-STP
60/60H	15	5/8	3.90	.927	**AG-2417**	577536	**36.58**	SPB 6015 5/8	Aetna-STP
60/60H	15	1/2	3.90	.927	**AG-2437A Hvy**	578624	**47.89**	SPB 6015H 1/2	Aetna-STP
60/60H	15	5/8	3.90	.927	**AG-2437 Hvy**	578560	**45.60**	SPB 6015H 5/8	Aetna-STP
80	11	3/4	4.00	.563	**IS80-11 3/4**	540972	**28.44**	SPB 8011 3/4	Baum-PRE
80	12	3/4	4.25	.563	**IS80-12 3/4**	540974	**44.04**	SPB 8012 3/4	Baum-PRE
80	12	3/4	4.34	.610	**012-8012S**	373266	**131.74**	SPB 8012 3/4	Fafnir-PRE
100	10	1	4.62	.688	**IS100-10E 1**	540976	**64.20**	SPB 10010 1	Baum-PRE
2040/2040H	11	1/2	3.78	.927	**AG-2419C**	578240	**30.19**	SPB 2040H 1/2	Aetna-STEP
2040/2040H	11	5/8	3.78	.927	**AG-2419**	578230	**27.27**	SPB 2040H 5/8	Aetna-STEP
2050/2050H	9	5/8	3.84	.927	**AG-2416B**	578190	**72.61**	SPB 2050H 5/8	Aetna-STEP
2060/2060H	8	1/2	4.03	.844	**AG-2427A**	578368	**46.40**	SPB 2060H 1/2	Aetna-STEP
2060/2060H	8	5/8	4.03	.844	**AG-2427**	578250	**41.38**	SPB 2060H 5/8	Aetna-STEP
550/555	8	5/8	4.75	1.195	**AG-2565-2AF**	578625	**42.68**	SPB 555 5/8	Aetna-STP

NOTE: All Aetna AG numbers with suffix S have heavy duty L seal inside the housing. *For 1/2" bore use ISB-B shown below.

IDLER HUB

For a quick idler application:
Pick the appropriate Sprocket or Pulley,
then pick the corresponding Idler Hub.

EXAMPLES:
IHW fits all **"W"** Sprockets & Pulleys
IHX fits all **"X"** Sprockets & Pulleys

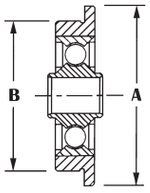

Part Number	"A"	"B"	Our Sequence Number	Per Each
IHW1/2-5/8	1-13/16	1-5/8	541000	**$47.59**
IHX1/2-5/8	2-1/4	2	541005	**54.02**

BEARINGS for IS SPROCKETS ONLY

Aetna sprockets with 5/8" bore can
be changed to 1/2" bore with one

PM08-1016 bushing 1" long Sequence # 775740 **$1.56**

Part Number	Bore Size		Outside Diameter	Our Sequence Number	Per Each
ISB-1/2-5/8		Bearings Only	1-3/8	541764	**$30.44**
ISB-3/4		Bearings Only	2	541766	**56.89**
ISB-1		Bearings Only	2-9/16	541768	**27.98**
***ISB-B**		Bushing	1/2-5/8	541769	**2.35**

TIMKEN and PRECISE TAPERED ROLLER BEARINGS

Generic is Decimal Bore Size for Cones and Decimal Outside Diameter for Cups
Family is First Part Number in Series

TIMKEN, BOWER, TYSON, HYATT & FINE All Use The Same Bearing Number - Call for Bower & Fine prices.

Timken Number	Type	Our Sequence Number	Per Each	Cone Bore "A" Cup O.D. "B"	Cone Bore or Cup O.D. MM	Cup or Cone Length Inches "D" or "E"
5BC	Cone	441792	**$12.16**	1.114		.309
6	Cup	441856	**12.85**	1.750		.375
6CE	Cup	4418561	**30.57**	1.934		.750
4A	Cone	4417904	**....**	.750		.468
4CB	Cone	4417906	**46.24**	.812		.476
6CE	Cup	4418561	**30.57**	1.934		.750
12CB	Cone	4418721	**100.27**	1.000		.439
13C	Cup	441873	**52.35**	1.938		.453
14CE	Cup	4418736	**789.41**	2.061		.375
332	Cup	442048	**24.73**	3.149	80	.701
332A	Cup	441984	**71.75**	3.149	80	.826
334	Cone	441990	**183.45**	1.187		.882
335	Cone	442112	**177.54**	1.375		.882
335S	Cone	442114	**127.88**	1.312		.882
336	Cone	442120	**86.92**	1.625		.882
337	Cone	442121	**59.85**	1.500		.882
338	Cone	442127	**1185.31**	1.000		.882
339	Cone	442129	**92.90**	1.378	35	.882
342	Cone	442133	**95.56**	1.625		.882
342S	Cone	442304	**....**	1.688		.882
342SW	Cone	442305	**1162.12**	1.688		.882
343	Cone	442306	**1185.31**	1.375		.882
344	Cone	442368	**68.44**	1.574	40	.882
346	Cone	442373	**100.60**	1.250		.882
347	Cone	442375	**1185.31**	1.500		.882
350	Cone	442381	**....**	1.574	40	.854
350A	Cone	442390	**108.98**	1.574	40	.854
352	Cup	442400	**53.32**	3.548		.848
353D*	Cup	442436	**200.39**	3.548		1.750
354A	Cup	442496	**27.76**	3.346	88	.687
355	Cone	442560	**74.05**	1.750		.854
355A	Cone	442561	**78.26**	1.750		.854
358	Cone	442624	**43.46**	1.771	45	.854
359A	Cone	442686	**....**	1.812		.854
359S	Cone	442688	**58.86**	1.812		.854
359TD*	Cone	442690	**317.99**	1.802		2.062
362	Cup	442752	**29.80**	3.543	90	.625
362A	Cup	442816	**33.67**	3.500		.650
362AC	Cup	4428162	**814.35**	3.740	95	.650
363	Cup	442820	**45.32**	3.543	90	.787
363DC*	Cup	442822	**358.09**	3.543	90	1.656
365	Cone	442825	**67.64**	1.968	50	.875
365DE*	Cone	442828	**341.94**	1.750		3.500
366	Cone	442830	**54.52**	1.968	50	.875
366DE*	Cone	442831	**356.58**	1.875		3.500
367	Cone	442835	**63.20**	1.771	40	.875
367DA*	Cone	442836	**377.24**	1.937		2.953
367DE*	Cone	442837	**290.36**	1.937		3.500
368	Cone	442944	**61.26**	2.000		.875
368A	Cone	442946	**48.91**	2.000		.875
368DA*	Cone	442947	**374.21**	2.000		2.953
368DE*	Cone	442948	**350.53**	2.000		3.500
368S	Cone	442949	**59.48**	2.031		.875
368W	Cone	442950	**451.17**	2.000		.875
369A	Cone	442960	**52.12**	1.875		.875
370A	Cone	442970	**68.33**	2.000		.875
374	Cup	443013	**31.33**	3.671		.593
375	Cone	443015	**83.70**	2.000		.875
375D*	Cone	443016	**528.17**	2.000		2.094
375S	Cone	443018	**128.89**	2.000		.875
376	Cone	443020	**142.42**	1.771	45	.875
377TD*	Cone	443028	**458.83**	2.054		2.094
378DE*	Cone	443030	**292.02**	1.937		2.094
378DW*	Cone	443031	**606.22**	1.937		2.657
382	Cup	443072	**40.35**	3.875		.701
382A	Cup	443136	**23.76**	3.812		.625
382S	Cup	443140	**44.68**	3.812		.798
383	Cup	443145	**49.46**	3.937	100	.826
383A	Cup	443150	**55.53**	3.937	100	.701
383X	Cup	443151	**141.14**	3.937	100	.875
384D*	Cup	443160	**143.46**	3.937	100	1.687
384DRB*	Cup	443162	**260.97**	4.125		1.562
384SW	Cup	443165	**248.51**	4.125		.875
385	Cone	443320	**61.16**	2.165	55	.864
385A	Cone	443321	**61.67**	2.000		.864
385AX	Cone	443324	**99.22**	2.000		.864
385SD*	Cone	443328	**147.07**	1.531		3.000
386A	Cone	443341	**45.02**	1.875		.864
387	Cone	443400	**46.42**	2.250		.864
387A	Cone	443420	**47.04**	2.250		.864
387AS	Cone	443410	**51.96**	2.250		.864
387S	Cone	443412	**45.47**	2.250		.864
388A	Cone	4434191	**76.81**	2.265		.864

*Double Cone or Cup

TIMKEN®

Timken Number	Type	Our Sequence Number	Per Each	Cone Bore "A" Cup O.D. "B"	Cone Bore or Cup O.D. MM	Cup or Cone Length Inches "D" or "E"
388DE*	Cone	443422	**$357.70**	2.187		3.750
389	Cone	443425	**90.41**	2.188		.864
389A	Cone	443426	**95.15**	2.125		.864
389AS	Cone	443427	**120.18**	2.125		.864
389AW	Cone	4434275	**585.39**	2.125		.864
389S	Cone	443429	**127.51**	2.188		1.033
390	Cone	443430	**102.96**	2.250		.866
390A	Cone	443431	**....**	2.500		.866
392	Cone	443435	**87.68**	2.437		.866
393	Cup	443440	**230.34**	4.330	110	1.063
393A	Cup	443441	**108.34**	4.437		.625
393AS	Cup	443442	**52.79**	4.375		.741
393C	Cup	443443	**843.70**	4.468		.806
394	Cup	443445	**83.45**	4.330	110	.866
394A	Cup	443456	**27.84**	4.330	110	.741
394AS	Cup	443459	**30.21**	4.330	110	.741
395	Cone	443520	**79.84**	2.500		.866
395A	Cone	443521	**83.36**	2.625		.866
395CS	Cone	443522	**60.24**	2.625		.923
395LA	Cone	443523	**84.37**	2.500		.866
395S	Cone	443524	**81.96**	2.625		.866
395TD*	Cone	443525	**413.39**	2.557		2.187
396	Cone	443540	**140.17**	1.968	50	.866
396S	Cone	443542	**206.73**	2.558		.866
397	Cone	443560	**100.04**	2.362	60	.866
NA397	Cone	443562	**148.61**	2.362	60	1.033
398	Cone	443570	**201.15**	2.000		.866
399A	Cone	443600	**79.68**	2.687		.866
399AS	Cone	443605	**62.10**	2.687		.866
399D*	Cone	443615	**370.87**	2.437		2.187
412	Cup	443660	**....**	3.250		1.187
414	Cup	443712	**39.12**	3.484		.875
414A	Cup	443715	**150.79**	3.484		.875
414X	Cup	443717	**141.07**	3.500		.875
417	Cone	443770	**170.39**	1.375		1.145
419	Cone	443842	**77.22**	1.625		1.145
420	Cone	443845	**64.86**	1.574	40	1.145
422	Cone	443846	**179.24**	1.562		1.145
432	Cup	443849	**67.27**	3.750		.875
432A	Cup	443850	**86.21**	3.750		.875
432AB	Cup	443851	**176.71**	3.625		.875
432B	Cup	443852	**110.80**	3.750		.875
435	Cone	443857	**219.39**	1.750		1.177
NA435SW	Cone	443859	**178.55**	1.750		1.408
438	Cone	443863	**35.16**	1.750		1.177
439	Cone	443867	**117.05**	1.625		1.177
NA439SW	Cone	443868	**196.43**	1.750		1.315
444	Cone	443875	**183.56**	1.500		1.177
447	Cone	4438765	**163.50**	1.625		1.177
449	Cone	443878	**112.98**	1.375		1.177
452	Cup	443881	**93.36**	4.250		1.063
452A	Cup	443882	**154.05**	4.250		1.063
453	Cup	443886	**63.11**	4.250		1.063
453A	Cup	443904	**87.00**	4.250		.875
453B	Cup	443910	**144.88**	4.250		.875
453DW*	Cup	443915	**1013.22**	4.500		2.187
453E	Cup	443920	**72.49**	4.125		1.062
453X	Cup	443968	**56.86**	4.125		.968
454	Cup	443970	**....**	4.330	110	1.063
455	Cone	443978	**....**	2.000		1.154
456	Cone	443990	**72.60**	2.125		1.154
NA456SW	Cone	443992	**179.22**	2.000		1.471
458	Cone	443994	**159.20**	1.750		1.154
458S	Cone	443995	**159.11**	1.771	45	1.154
460	Cone	444000	**121.51**	1.750		1.154
461	Cone	444005	**146.12**	1.687		1.154
462	Cone	444032	**76.51**	2.250		1.154
462A	Cone	444096	**51.80**	2.250		1.154
463	Cone	444097	**197.77**	1.875		1.154
464A	Cone	4440972	**233.00**	1.625		1.154
467	Cone	4440982	**120.29**	1.875		1.154
469	Cone	444100	**108.43**	2.250		1.154
472	Cup	444108	**....**	4.724	120	.954
472D*	Cup	4441083	**177.27**	4.724	120	2.125
472DC*	Cup	4441084	**522.51**	4.724	120	2.125
472X	Cup	4441086	**....**	4.875		.968
473	Cup	444109	**132.73**	4.724	124	1.141
474	Cup	444110	**1015.52**	5.118	130	1.220
475	Cone	444111	**95.75**	2.165	55	1.142

Continued on next page

TIMKEN and PRECISE TAPERED ROLLER BEARINGS

Generic is Decimal Bore Size for Cones and Decimal Outside Diameter for Cups

Family is First Part Number in Series

TIMKEN, BOWER, TYSON, HYATT & FINE All Use The Same Bearing Number - Call for Bower & Fine prices.

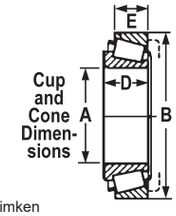

Timken Number	Type	Our Sequence Number	Per Each	Cone Bore "A" Cup O.D. "B"	Cone Bore or Cup O.D. MM	Cup or Cone Length Inches "D" or "E"
NA476	Cone	444113	**$157.55**	2.362		1.283
477	Cone	444118	**107.49**	2.500		1.142
482	Cone	444320	**104.80**	2.750		1.142
NA482	Cone	444325	**162.53**	2.750		1.283
484	Cone	444340	**121.26**	2.755	70	1.142
487TD*	Cone	444349	**519.71**	2.837		2.659
492A	Cup	444350	**59.20**	5.250		.875
493	Cup	444352	**54.81**	5.375		.875
493A	Cup	444355	**1015.52**	5.315	135	.875
493DC*	Cup	444361	**458.32**	5.375		2.125
493X	Cup	444365	**1035.83**	5.511	140	.875
495	Cone	444393	**126.31**	3.250		1.172
495A	Cone	444416	**99.63**	3.000		1.172
495AA	Cone	444418	**326.45**	2.625		1.172
495AS	Cone	444420	**252.67**	3.062		1.172
495AX	Cone	444480	**115.42**	3.000		1.172
495S	Cone	444484	**175.63**	2.812		1.172
496	Cone	444544	**114.16**	3.187		1.172
496AS	Cone	444550	**681.97**	3.216		1.172
497	Cone	444608	**98.55**	3.375		1.172
497A	Cone	444610	**93.26**	3.375		1.172
NA497SW	Cone	444614	**267.27**	3.375		1.440
498	Cone	444630	**139.09**	3.312		1.172
522	Cup	444736	**65.75**	4.000		1.062
522A	Cup	444738	**830.62**	3.938		1.250
522B	Cup	444740	**309.16**	4.000		1.062
528	Cone	444800	**132.91**	1.875		1.420
529	Cone	444864	**79.52**	2.000		1.420
529A	Cone	444866	**247.39**	1.968	50	1.420
529X	Cone	444868	**85.98**	2.000		1.420
532	Cup	444900	**105.70**	4.375		1.312
532A	Cup	444928	**126.73**	4.375		1.187
532B	Cup	444930	**391.24**	4.375		1.187
532X	Cup	444932	**56.47**	4.250		1.125
533D*	Cup	444942	**251.32**	4.375		2.500
533X	Cup	444946	**860.54**	4.330	110	1.187
535	Cone	444955	**160.28**	1.750		1.455
537	Cone	444965	**114.02**	2.000		1.455
538	Cone	444970	**239.94**	2.164		1.455
539	Cone	444975	**141.76**	2.125		1.455
540	Cone	444981	**147.09**	2.062		1.455
552A	Cup	444992	**89.56**	4.875		1.187
552B	Cup	444998	**203.10**	4.875		1.187
552DC*	Cup	445002	**375.06**	4.875		2.500
552S	Cup	445004	**1015.52**	4.875		1.062
553A	Cup	445010	**1015.52**	4.921	125	1.187
553X	Cup	445056	**113.01**	4.812		1.187
554	Cone	445070	**131.90**	2.437		1.444
555S	Cone	445082	**109.63**	2.250		1.444
557A	Cone	445095	**310.91**	2.375		1.444
557S	Cone	445100	**78.67**	2.125		1.444
558A	Cone	445248	**....**	2.375		1.444
558S	Cone	4452481	**303.86**	2.361		1.444
NA558SW	Cone	4452491	**253.59**	2.375		1.565
559	Cone	445250	**104.02**	2.500		1.444
560	Cone	445258	**116.66**	2.625		1.444
560S	Cone	445260	**190.21**	2.687		1.444
566	Cone	445440	**165.43**	2.750		1.424
567	Cone	445504	**149.94**	2.875		1.424
NA567	Cone	445542	**268.74**	2.875		1.596
568	Cone	445550	**110.59**	2.906		1.424
569	Cone	445560	**206.16**	2.557		1.424
570	Cone	445600	**194.07**	2.687		1.424
572	Cup	445632	**82.05**	5.511	140	1.125
572A	Cup	445634	**221.19**	5.511	140	1.125
572D*	Cup	445640	**258.81**	5.511	140	2.625
572DC*	Cup	445642	**470.82**	5.511	140	2.625
574	Cup	445670	**485.03**	5.511	140	1.125
575	Cone	445696	**126.91**	3.000		1.421
579TD*	Cone	445758	**498.59**	3.351		3.154
580	Cone	445760	**118.06**	3.250		1.421
NA580SW	Cone	445785	**294.89**	3.250		1.815
582	Cone	445824	**106.75**	3.250		1.421

TIMKEN®

Timken Number	Type	Our Sequence Number	Per Each	Cone Bore "A" Cup O.D. "B"	Cone Bore or Cup O.D. MM	Cup or Cone Length Inches "D" or "E"
592	Cup	445870	**$95.38**	6.000		1.312
592A	Cup	445888	**85.38**	6.000		1.187
593	Cone	445952	**166.30**	3.500		1.430
594	Cone	446016	**99.40**	3.750		1.430
594A	Cone	446040	**136.56**	3.750		1.430
594W	Cone	446052	**547.63**	3.750		1.430
595A	Cone	446062	**218.38**	3.125		1.430
596	Cone	446070	**212.89**	3.375		1.430
596S	Cone	446073	**251.18**	3.437		1.430
NA596SW	Cone	446075	**286.78**	3.500		1.815
598	Cone	446080	**128.52**	3.625		1.430
598A	Cone	446144	**114.91**	3.625		1.430
612	Cup	446208	**59.46**	4.750		1.250
612A	Cup	446210	**1035.83**	4.726		1.250
612B	Cup	446212	**197.19**	4.750		1.250
612S	Cup	446214	**1035.83**	4.750		1.250
612X	Cup	446218	**1015.52**	4.750		1.250
613B	Cup	446220	**170.53**	4.750		1.375
613S	Cup	446222	**832.87**	4.500		1.187
622A	Cone	446255	**487.53**	2.165	55	1.625
623	Cone	446272	**99.40**	2.250		1.625
624	Cone	446290	**230.36**	2.125		1.625
632	Cup	446336	**106.55**	5.375		1.250
632A	Cup	4463361	**423.09**	5.375		1.562
633	Cup	446338	**81.73**	5.125		1.250
633X	Cup	446339	**1015.52**	5.118	130	1.250
634W	Cup	446340	**1015.52**	5.375		1.406
635	Cone	446342	**342.05**	2.250		1.625
637	Cone	446344	**306.93**	2.375		1.625
639	Cone	446350	**198.20**	2.500		1.625
641	Cone	446355	**118.13**	2.625		1.625
645	Cone	446530	**146.70**	2.812		1.625
652	Cup	446592	**90.39**	6.000		1.250
653	Cup	446656	**90.92**	5.750		1.250
658	Cone	446664	**255.61**	2.937		1.625
659	Cone	446666	**175.06**	3.000		1.625
NA659	Cone	446670	**366.23**	3.000		1.877
663	Cone	446720	**142.36**	3.250		1.625
663A	Cone	4467201	**366.62**	3.250		1.625
664	Cone	446722	**296.02**	3.312		1.625
665	Cone	446723	**79.73**	3.375		1.625
665A	Cone	446724	**131.14**	3.375		1.625
672	Cup	446784	**155.36**	6.625		1.187
672B	Cup	446788	**295.58**	6.625		1.187
681A	Cone	446848	**297.76**	3.625		1.625
683	Cone	446852	**212.11**	3.750		1.625
740	Cone	446910	**173.27**	3.187		1.837
742	Cup	446912	**101.47**	5.909		1.437
742A	Cup	446913	**1035.83**	5.905	150	1.437
742V	Cup	446917	**399.23**	5.909		1.437
743	Cup	446920	**162.17**	5.905	150	1.378
748	Cone	446960	**287.31**	3.149	80	1.837
749	Cone	446976	**188.41**	3.347		1.837
749S	Cone	446980	**247.75**	3.347		1.837
750	Cone	446987	**284.07**	3.125		1.837
750A	Cone	446988	**199.81**	3.250		1.837
752	Cup	446990	**138.33**	6.375		1.500
752A	Cup	4469901	**289.72**	6.299	160	1.500
752AA	Cup	4469902	**235.87**	6.375		1.500
753	Cup	446991	**275.29**	6.625		1.500
753A	Cup	4469911	**687.90**	6.625		1.937
757	Cone	446998	**195.95**	3.250		1.900
758	Cone	447000	**104.45**	3.375		1.900
759	Cone	447010	**216.64**	3.500		1.900
760	Cone	447012	**....**	3.562		1.900
772	Cup	447020	**193.45**	7.125		1.500
772B	Cup	4470202	**379.24**	7.125		1.500
773D*	Cup	4470211	**647.56**	7.086	180	3.375
775	Cone	447023	**485.76**	3.500		1.890
NA776	Cone	4470251	**365.91**	3.750		2.065
778	Cone	447027	**306.61**	3.625		1.890
779	Cone	447028	**369.24**	3.875		1.890
780	Cone	447030	**211.86**	4.000		1.890
783	Cone	447032	**377.68**	3.937	100	1.890
799A	Cone	4470385	**611.73**	5.125		1.875
832B	Cup	4470432	**665.67**	6.625		1.625
837	Cone	447045	**456.87**	3.000		2.219
843	Cone	447048	**420.29**	3.000		2.219
854	Cup	447050	**196.59**	7.500		1.750
854B	Cup	4470501	**499.51**	7.500		1.750
869	Cone	4470538	**713.48**	3.437		2.265

Prices subject to change without notice. **ASK FOR QUANTITY DISCOUNT**

TIMKEN and PRECISE TAPERED ROLLER BEARINGS

Generic is Decimal Bore Size for Cones and Decimal Outside Diameter for Cups
Family is First Part Number in Series

TIMKEN, BOWER, TYSON, HYATT & FINE All Use The Same Bearing Number - Call for Bower & Fine prices.

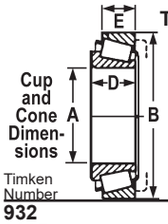

Timken Number	Type	Our Sequence Number	Per Each	Cone Bore "A" Cup O.D. "B"	Cone Bore or Cup O.D. MM	Cup or Cone Length Inches "D" or "E"
932	Cup	447060	$190.96	8.375		2.125
932B	Cup	447061	990.05	8.375		2.125
938	Cone	447070	....	4.500		2.625
943	Cone	447097	1026.02	3.875		2.625
1220	Cup	447220	28.56	2.250		.687
1280	Cone	447230	42.86	.875		.875
1328	Cup	447232	64.31	2.062		.562
1329	Cup	447240	27.44	2.125		.562
1380	Cone	447296	58.42	.875		.794
1620	Cup	447330	94.16	2.625		.625
1674	Cone	447340	152.74	1.245		.812
1680	Cone	447350	105.10	1.312		.812
1729	Cup	447360	28.94	2.240		.625
1729B	Cup	447365	94.78	2.240		.625
1729X	Cup	447367	29.65	2.240		.625
1738X	Cup	447375	733.17	2.250		.691
1751	Cone	447400	....	.937		.956
1755	Cone	447405	55.11	.875		.781
1774	Cone	447410	149.43	.748	19	.781
1775	Cone	447415	61.16	.750		.781
1778	Cone	447420	1162.12	.812		.781
1779	Cone	447424	43.46	.937		.781
1780	Cone	447430	44.49	1.000		.781
1920	Cup	447455	104.07	2.240		.625
1922	Cup	447460	15.26	2.250		.625
1930	Cup	447475	41.14	2.240		.625
1931	Cup	447488	42.68	2.375		.625
1932	Cup	447495	23.26	2.312		.593
1932B	Cup	447500	114.45	2.312		.593
1985	Cone	447534	60.70	1.125		.762
1986	Cone	4475345	141.18	1.000		.762
1987	Cone	447537	42.29	1.062		.762
A2031	Cone	447549	198.78	.312		.424
A2043	Cone	4475515	224.27	.437		.565
A2047	Cone	4475523	48.40	.472	12	.424
A2120D*	Cup	4475540	93.98	1.200		.837
A2126B	Cup	4475546	168.46	1.259	32	.312
A2126	Cup	4475542	26.41	1.259	32	.312
A2127	Cup	447555	229.83	1.259	32	.375
2320	Cup	4475582	720.16	2.240		.812
2330	Cup	4475583	796.40	2.240		.812
2382	Cone	4475603	182.62	1.000		.975
2420	Cup	4475619	76.88	2.687		.687
2473	Cone	4475626	53.55	1.000		.937
2473X	Cone	4475628	693.50	1.000		.937
2474	Cone	4475629	84.83	1.125		.937
2475	Cone	4475631	117.46	1.250		.937
2520	Cup	447565	....	2.615		.812
2523	Cup	447680	26.30	2.750		.750
2523D*	Cup	4476802	193.58	2.750		2.250
2525	Cup	447682	56.86	2.835		.750
2558	Cone	447688	64.86	1.187		.998
2559	Cone	447690	162.81	1.187		.998
2560X	Cone	447700	338.56	1.181	30	.998
2578	Cone	447720	64.14	1.125		.998
2580	Cone	447744	....	1.250		.998
2581	Cone	447808	73.29	1.312		.998
2582	Cone	447820	81.70	1.250		.998
2585	Cone	447872	54.84	1.312		.998
2586	Cone	447880	1186.46	1.181	30	.998
2620	Cup	447946	40.75	2.484		.750
2631	Cup	448000	37.21	2.615		.750
2682	Cone	448006	119.10	1.030		1.001
2685	Cone	448030	164.07	.937		1.001
2689	Cone	448200	....	1.125		1.001
2690	Cone	448230	76.33	1.156		1.001
2720	Cup	448256	20.62	3.000		.750
2726	Cup	448295	87.79	2.875		.750
2729	Cup	448320	30.20	3.000		.750
2729X	Cup	448330	59.25	3.000		.750
2734	Cup	448370	830.62	3.125		.812
2735X	Cup	448384	29.03	2.875		.750
2736	Cup	448390	124.52	2.937		.750
2774X	Cone	- - - - -	....	1.625		1.010
2776	Cone	448448	38.54	1.500		1.010
2780	Cone	448512	51.34	1.436		1.010
2783	Cone	448530	1162.12	1.250		1.010
2785	Cone	448560	$32.50	1.312		1.010
2788	Cone	448576	39.13	1.500		1.010
2789	Cone	448640	37.83	1.562		1.010
2790	Cone	448704	41.97	1.312		1.010
2793	Cone	448768	41.64	1.375		1.010
2794	Cone	- - - - -	....	1.436		1.010
2796	Cone	448896	55.89	1.375		1.010
2820	Cup	449024	39.13	2.875		.687
2875	Cone	449047	95.59	1.250		.937
2876	Cone	449052	148.68	1.312		.937
2877	Cone	449061	....	1.375		.937
2878	Cone	449088	109.58	1.375		.937
2879	Cone	449152	76.37	1.250		.937
2924B	Cup	449175	159.71	3.346	85	.812
2973	Cone	449190	419.90	1.687		1.008
2975	Cone	449201	446.46	1.750		1.008
2984	Cone	449226	97.65	1.812		1.008
3120	Cup	449280	33.35	2.859		.937
3126	Cup	449290	83.91	2.836		.937
3129	Cup	449295	54.17	3.000		.937
3130	Cup	449301	128.24	2.859		.937
3187	Cone	449318	167.52	1.187		1.181
3188	Cone	449321	90.90	1.250		1.181
3189	Cone	449330	105.44	1.000		1.181
3190	Cone	449335	133.30	1.250		1.181
3193	Cone	449344	77.31	1.250		1.181
3197	Cone	449391	130.84	1.312		1.181
3198	Cone	449427	78.99	1.125		1.181
3199	Cone	449467	184.07	1.250		1.181
3320	Cup	449472	23.49	3.156		.937
3320B	Cup	4494721	96.60	3.156		.937
3321	Cup	449473	830.62	3.052		.937
3328	Cup	449476	138.63	3.312		.937
3329	Cup	449477	90.23	3.218		.937
3329B	Cup	449478	151.02	3.218		.937
3339	Cup	449480	55.69	3.151		.937
3360A	Cone	449483	1097.61	1.375		1.509
3379	Cone	449536	66.40	1.375		1.196
3381	Cone	449543	85.63	1.500		1.196
3382	Cone	449561	70.21	1.500		1.196
3382T^	Cone	449600	505.60	1.562		1.196
3383	Cone	449664	79.09	1.625		1.196
3384	Cone	449672	131.42	1.625		1.196
3420	Cup	449728	47.78	3.125		.937
3420B	Cup	449731	94.30	3.125		.937
3423D*	Cup	449737	385.56	3.250		2.187
3426	Cup	449744	830.62	3.123		.937
3431	Cup	449747	814.35	3.250		.937
3477	Cone	449770	1185.31	1.312		1.172
3478	Cone	449780	59.36	1.375		1.172
3480	Cone	449800	132.24	1.378	35	1.172
3482	Cone	449812	120.27	1.375		1.172
3490	Cone	449830	87.36	1.500		1.172
3520	Cup	449845	183.03	3.312		.937
3521	Cup	449851	814.35	3.397		.937
3525	Cup	449856	30.66	3.437		.937
3526	Cup	449870	98.04	3.437		.937
3530	Cup	449881	830.62	3.312		.937
3576	Cone	449912	141.46	1.625		1.216
3578	Cone	449920	95.26	1.750		1.216
3578A	Cone	449984	190.11	1.750		1.216
3579	Cone	449992	76.16	1.687		1.216
3581	Cone	450012	1162.12	1.375		1.216
3583	Cone	450032	147.20	1.500		1.216
3585	Cone	450048	82.55	1.625		1.216
3586	Cone	450053	75.59	1.781		1.216
JS3510	Cup	449840	67.29	2.755	70	.748
JS3549A	Cone	449893	161.98	1.378	35	.925
3620B	Cup	450074	124.91	2.437		.937
3660	Cone	450098	195.86	.812		1.197
3720	Cup	450112	39.81	3.671		.937
3726	Cup	450176	83.38	3.750		.937
3729D*	Cup	450192	168.21	3.671		2.062
3730	Cup	450220	55.89	3.671		.937
3732	Cup	450291	....	3.875		.937
3733	Cup	450313	161.94	3.938		.937
3767	Cone	450368	68.79	2.062		1.193
3767A	Cone	450378	106.02	2.062		1.193
3774	Cone	450405	141.73	1.562		1.193
3775	Cone	450432	99.40	2.000		1.193
3776	Cone	450495	93.84	1.771	45	1.193

Continued on next page

*Double Cone or Cup

ASK FOR QUANTITY DISCOUNT ***Prices subject to change without notice.***

 © Baum Hydraulics Corporation

TIMKEN and PRECISE TAPERED ROLLER BEARINGS

Generic is Decimal Bore Size for Cones and Decimal Outside Diameter for Cups

Family is First Part Number in Series

TIMKEN, BOWER, TYSON, HYATT & FINE All Use The Same Bearing Number - Call for Bower & Fine prices.

Timken Number	Type	Our Sequence Number	Per Each	Cone Bore "A" Cup O.D. "B"	Cone Bore or Cup O.D. MM	Cup or Cone Length Inches "D" or "E"
3779	Cone	450560	$60.81	1.875		1.193
3780	Cone	450624	75.54	2.000		1.193
3781	Cone	450747	105.86	1.937		1.193
3782	Cone	450752	49.53	1.750		1.193
3783	Cone	450788	....	1.750		1.193
3784	Cone	450816	73.13	2.000		1.193
3795	Cone	450880	107.38	2.000		1.193
3820	Cup	450944	26.01	3.375		.937
3821	Cup	450963	47.76	3.375		.937
3822RB	Cup	450972	149.36	3.468		.937
3872	Cone	450981	97.54	1.375		1.187
3875	Cone	450989	80.05	1.500		1.187
3876	Cone	451001	68.05	1.500		1.187
3877	Cone	451008	68.10	1.625		1.187
3880	Cone	451057	56.93	1.625		1.187
3919RB	Cup	451061	644.46	4.437		.968
3920	Cup	451072	33.03	4.437		.937
3920B	Cup	451073	126.01	4.437		.937
3925	Cup	451136	42.04	4.437		.937
3975	Cone	451156	44.33	2.000		1.183
3979	Cone	451160	71.71	2.250		1.183
3980	Cone	451170	80.81	2.375		1.183
3982	Cone	451200	68.66	2.500		1.183
3984	Cone	451264	66.56	2.625		1.183
3994	Cone	451265	58.54	2.625		1.183
A4044	Cone	451267	108.92	.437		.432
A4050	Cone	451269	54.61	.500		.432
A4051	Cone	451271	198.89	.500		.565
A4059	Cone	451272	55.71	.590	15	.432
A4138	Cup	4512729	22.59	1.377	35	.343
A4138D*	Cup	451274	62.95	1.377	35	.812
K24299	Cup	457391	390.91	1.750		1.002
4320	Cup	451275	100.20	3.484		1.312
4328	Cup	451276	830.62	3.545		1.312
4335	Cup	4512765	49.41	3.562		1.312
4368	Cone	451281	1185.31	1.375		1.590
4375	Cone	451283	266.09	1.500		1.590
4395	Cone	451290	112.18	1.656		1.590
4520	Cup	451320	282.32	3.984		1.312
4535	Cup	451325	62.53	4.125		1.312
4536	Cup	451331	122.50	4.375		1.281
4559	Cone	451350	247.18	1.771	45	1.581
5520	Cup	451445	210.18	4.734		1.437
5521	Cup	451450	297.65	5.118	130	1.437
5535	Cup	451462	162.92	4.812		1.437
5557	Cone	4514644	417.39	2.687		2.035
5565	Cone	4514657	342.90	2.000		1.723
5577	Cone	451467	190.02	2.125		1.723
5578	Cone	4514673	348.86	2.125		1.723
5584	Cone	451470	129.53	2.500		1.723
5595	Cone	451474	214.93	2.593		1.723
JW5510	Cup	451440	62.35	4.527	115	.925
5720	Cup	451476	369.24	5.596		1.375
5735	Cup	451480	142.10	5.343		1.375
5760	Cone	451490	192.04	3.000		1.815
JW6010	Cup	451515	104.66	4.921	125	1.023
JW6049	Cone	451517	306.13	2.362	60	1.318
A6062	Cone	451519	73.29	.625		.439
A6075	Cone	451584	50.38	.750		.439
A6157	Cup	451648	26.38	1.574	40	.375
A6157A	Cup	451652	789.41	1.574	40	.375
A6162	Cup	451712	31.26	1.625		.343
6220	Cup	451713	....	5.000	127	1.625
6277	Cone	451714	279.84	1.750		2.062
6280	Cone	451715	206.59	2.125		2.062
6320	Cup	451716	133.67	5.344		1.750
6375	Cone	4517184	284.27	2.250		2.205
6376	Cone	4517187	407.76	2.375		2.205
6379	Cone	451720	187.40	2.562		2.205
6391	Cone	4517235	467.01	2.361		2.205
6420	Cup	451724	179.31	5.875		1.750
6420B	Cup	4517244	758.96	5.875		1.750
6454	Cone	451725	346.33	2.750		2.135
6455	Cone	4517253	436.37	2.250		2.135
6460	Cone	4517257	325.46	2.875		2.135
6461	Cone	451726	212.27	3.000		2.135
6461A	Cone	451728	305.92	3.000		2.135
6464	Cone	4517283	335.00	2.557		2.135
6466	Cone	4517285	280.25	3.000		2.135
6484	Cone	4517287	659.05	2.750		2.135

*Double Cone or Cup ^T Suffix means Tapered I.D.

Timken Number	Type	Our Sequence Number	Per Each	Cone Bore "A" Cup O.D. "B"	Core Bore or Cup O.D. MM	Cup or Cone Length Inches "D" or "E"
6521	Cup	451729	$1015.52	6.312		1.750
6535	Cup	451730	141.92	6.375		1.687
6535B	Cup	4517302	723.06	6.375		1.687
6535W	Cup	4517303	454.23	6.375		1.687
6536	Cup	451731	188.07	6.375		1.687
6536V	Cup	4517313	857.07	6.375		1.687
6559C	Cone	4517331	379.35	3.250		2.169
JF7010	Cup	451737	107.79	5.118	130	1.378
JF7049	Cup	4517385	276.18	5.118	130	1.692
JF7049A	Cone	451739	220.73	2.755	70	1.653
JW8010	Cup	451746	181.08	6.299	160	1.220
JW8049	Cone	451748	514.03	3.149	80	1.614
9180	Cone	451823	649.81	2.437		1.812
9220D*	Cup	451827	675.07	6.375		2.781
9221B	Cup	451828	664.55	6.375		1.187
9275	Cone	451829	689.71	2.375		1.812
9320	Cup	451833	274.32	7.000		1.375
9321	Cup	451835	162.07	6.750		1.250
9321B	Cup	451836	460.07	6.750		1.250
9378	Cone	451839	621.59	3.000		2.000
NA9378	Cone	4518401	715.64	3.000		2.158
9380	Cone	451841	359.06	3.000		1.812
JF9549	Cone	451853	277.95	3.740	95	1.811
02420	Cup	451740	35.58	2.687		.687
02474	Cone	451760	61.89	1.125		.875
02475	Cone	451871	62.77	1.250		.875
02475W	Cone	451873	925.06	1.250		.875
02476	Cone	451874	76.67	1.250		.875
02820	Cup	451776	21.31	2.875		.687
02830	Cup	451880	64.47	2.875		.687
02831	Cup	451881	226.72	3.187		.687
02872	Cone	449046	49.00	1.125		.875
02875	Cone	451885	37.26	1.250		.875
02876	Cone	451890	61.94	1.250		.875
02877	Cone	451895	41.55	1.375		.875
02878	Cone	451904	64.60	1.375		.875
03062	Cone	451917	28.51	.625		.578
05062	Cone	451942	55.04	.625		.566
05075	Cone	451968	37.60	.750		.566
NA05075	Cone	451993	211.46	.750		.627
NA05076SW	Cone	452021	80.65	.750		.690
05079	Cone	452032	68.79	.787	20	.566
05175	Cup	452044	42.22	1.750		.450
05180D*	Cup	452067	485.90	1.810	46	.992
05185	Cup	452096	21.90	1.850	47	.437
05185A	Cup	4520963	720.16	1.849		.437
K39214	Cup	4609709	327.76	2.500		1.312
07079	Cone	452099	41.92	.787	20	.561
07087	Cone	452100	36.89	.875		.561
07093	Cone	452107	93.49	.937		.561
07097	Cone	452110	44.06	.984		.561
07098	Cone	452160	39.21	.983		.561
07100	Cone	452224	35.07	1.000		.561
07100S	Cone	452244	58.12	1.000		.561
07100W	Cone	452264	432.19	1.000		.561
07101DW*	Cone	452294	578.27	1.000		1.437
07196	Cup	452352	12.68	1.968	50	.375
07196D*	Cup	452372	110.85	1.968	50	1.000
07204	Cup	452416	15.49	2.047	52	.500
07210X	Cup	452418	11.22	2.000		.500
08125	Cone	452420	63.78	1.250		.593
NA08125	Cone	452429	135.25	1.250		.643
08231	Cup	452440	26.96	2.312		.421
09062	Cone	452466	76.58	.625		.848
09067	Cone	452480	57.89	.750		.750
09070	Cone	452491	122.54	.695		.848
09074	Cone	452544	39.81	.750		.848
09075	Cone	452565	86.66	.748	19	.879
09076	Cone	452580	257.31	.748	19	.879
09078	Cone	452608	66.32	.750		.848
09081	Cone	452672	66.29	.812		.848
09194	Cup	452736	23.51	1.938		.687
09195	Cup	452800	19.90	1.938		.562
09196	Cup	452864	19.61	1.938		.687
09201	Cup	452866	73.22	2.000		.687
11162	Cone	452901	59.87	1.625		.684
11163	Cone	452905	95.56	1.625		.684
11300	Cup	452912	58.19	3.000		.562
11315	Cup	452920	99.35	3.149	80	.562

Prices subject to change without notice. **ASK FOR QUANTITY DISCOUNT**

TIMKEN and PRECISE TAPERED ROLLER BEARINGS

Generic is Decimal Bore Size for Cones and Decimal Outside Diameter for Cups
Family is First Part Number in Series

TIMKEN, BOWER, TYSON, HYATT & FINE All Use The Same Bearing Number - Call for Bower & Fine prices.

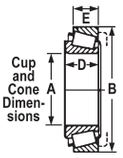

TIMKEN®

Timken Number	Type	Our Sequence Number	Per Each	Cone Bore "A" Cup O.D. "B"	Cone Bore or Cup O.D. MM	Cup or Cone Length Inches "D" or "E"
11520	Cup	452928	**$13.33**	1.687		.375
11590	Cone	452992	**32.64**	.625		.562
LM11710	Cup	453056	**9.12**	1.570		.420
LM11749	Cone	453120	**23.22**	.687		.575
LM11910	Cup	453184	**7.26**	1.781		.475
LM11919	Cup	453248	**68.72**	2.078		.575
LM11949	Cone	453312	**13.69**	.750		.655
LM11900LA	Cone	453180	**31.78**	.750		.655
12175	Cone	453327	**72.99**	1.750		.675
12303	Cup	453330	**38.24**	3.031	77	.468
12520	Cup	453440	**14.84**	1.938		.625
12580	Cone	453504	**43.84**	.812		.781
NA12581SW	Cone	453537	**180.25**	.812		.955
K38958	Cup	4609705	**586.89**	3.000		1.843
M12610	Cup	453568	**9.06**	1.968	50	.550
M12648	Cone	453581	**54.81**	.875		.720
M12649	Cone	453632	**18.37**	.843		.720
M12600LA	Cone	453560	**46.63**	.843		.720
LM12710	Cup	453640	**8.35**	1.781		.475
LM12711	Cup	- - - - -	....	1.811	46	.475
LM12748F	Cone	453648	**....**	.843		.655
LM12749	Cone	453650	**19.49**	.865		.655
JP13010	Cup	453700	**186.07**	7.283		.826
JP13049	Cone	453710	**398.54**	5.118	130	1.063
13176D*	Cone	453746	**350.81**	1.750		1.250
13181	Cone	453747	**104.76**	1.812		.687
13620	Cup	453760	**23.19**	2.717		.593
13621	Cup	453824	**21.15**	2.717		.593
13621D*	Cup	453834	**100.55**	2.717		1.500
13678SD*	Cone	453888	**163.80**	1.156+		2.875
13682	Cone	453919	**70.65**	1.437		.750
13685	Cone	454016	**35.43**	1.500		.750
13685A	Cone	454026	**241.66**	1.500		.750
13600LA	Cone	453755	**54.62**	1.500		.750
13686	Cone	454144	**42.18**	1.500		1.031
13687	Cone	454208	**31.87**	1.500		.750
NA13687	Cone	454218	**155.02**	1.500		.908
13836	Cup	454233	**39.81**	2.562		.375
13836B	Cup	454236	**133.00**	2.562		.375
13889	Cone	454239	**....**	1.500		.468
13890	Cone	454245	**118.32**	1.515		.468
14116	Cone	454253	**23.11**	1.190		.771
14117A	Cone	454260	**36.70**	1.181		.771
14120	Cone	454269	**53.09**	1.190		1.052
14123A	Cone	454272	**69.78**	1.250		1.052
14124	Cone	454336	**51.23**	1.250		.771
14125A	Cone	454400	**41.62**	1.250		.771
14130	Cone	454464	**32.52**	1.312		.771
14131	Cone	454491	**48.45**	1.312		.771
14131A	Cone	454493	**88.21**	1.312		.771
14132T	Cone	454528	**57.96**	1.312		.771
14136A	Cone	454592	**61.02**	1.375		1.052
14136AA	Cone	454596	**88.94**	1.375		1.052
14137A	Cone	454720	**43.04**	1.375		.771
14138A	Cone	454784	**47.22**	1.375		.771
14139	Cone	454801	**47.34**	1.377	35	.771
14139X	Cone	454810	**242.01**	1.387		.771
14274	Cup	454848	**16.35**	2.717		.625
14274A	Cup	454858	**82.85**	2.717		.625
14274S	Cup	454868	**115.19**	2.965		.625
14275A	Cup	454878	**733.17**	2.750		.625
14276	Cup	454912	**17.77**	2.717		.625
14276B	Cup	454914	**66.88**	2.717		.625
14282	Cup	454918	**720.14**	2.834	72	.591
14283	Cup	454920	**....**	2.838		.725
14284	Cup	454930	**733.17**	2.834	72	.725
14299	Cup	454941	**791.04**	3.062		.625
15100	Cone	454976	**46.72**	1.000		.812
15101	Cone	455040	**36.40**	1.000		.812
15102	Cone	455070	**36.96**	1.000		.812
15103S	Cone	455104	**40.79**	1.030		.785
15106	Cone	455168	**35.51**	1.062		.812
15112	Cone	455232	**44.82**	1.125		.812
15113	Cone	455296	**45.32**	1.125		.812
15116	Cone	455360	**44.33**	1.185		.812
15117	Cone	455424	**37.09**	1.180		.812
NA15117SW	Cone	455439	**120.15**	1.181	30	1.002

Continued in next column

Timken Number	Type	Our Sequence Number	Per Each	Cone Bore "A" Cup O.D. "B"	Cone Bore or Cup O.D. MM	Cup or Cone Length Inches "D" or "E"
15118	Cone	455488	**$31.10**	1.189		.812
15119	Cone	455552	**44.76**	1.189		.812
15120	Cone	455616	**45.00**	1.189		.812
15121T	Cone	455640	**160.97**	1.218		.750
15123	Cone	455680	**29.68**	1.250		.750
15125	Cone	455700	**46.47**	1.250		.812
15126	Cone	455744	**30.30**	1.250		.812
15243	Cup	455808	**28.48**	2.437		.562
15244	Cup	455830	**44.77**	2.440	62	.625
15245	Cup	455872	**10.40**	2.441		.562
15249	Cup	455890	**796.40**	2.500		.625
15250	Cup	455936	**21.80**	2.500		.625
15250X	Cup	456000	**21.08**	2.500		.625
K33867	Cup	460572	**456.64**	3.500		1.937
15520	Cup	456064	**19.86**	2.250		.531
15522A	Cup	456090	**133.53**	2.343		.593
15523	Cup	456101	**18.43**	2.375		.625
15574A	Cone	456114	**1162.12**	.937		.734
15575T	Cone	456120	**80.12**	.937		.687
15578	Cone	456128	**31.73**	1.000		.687
15579A	Cone	456179	**470.00**	1.030		.734
15579X	Cone	456189	**394.09**	1.023	26	.687
15590	Cone	4562409	**....**	1.125		.687
16131	Cone	4562417	**1186.46**	1.312		.812
16137	Cone	4562419	**62.51**	1.375		.812
16143	Cone	456242	**61.18**	1.437		.812
16150	Cone	456244	**48.70**	1.500		.812
16151	Cone	4562448	**1162.12**	1.500		.812
16282	Cup	456245	**....**	2.834	72	.560
16283	Cup	456246	**46.22**	2.844		.750
16284	Cup	456247	**27.51**	2.844		.625
16522	Cup	4562478	**875.62**	2.687		.687
16929	Cup	456251	**76.07**	2.952	75	.562
16986	Cone	456252	**160.63**	1.692	43	.781
NA17098	Cone	4562535	**245.96**	.983		.783
17116D*	Cone	456254	**329.11**	1.187		1.375
17118	Cone	456256	**57.59**	1.180		.652
17244	Cup	456320	**40.61**	2.440	62	.562
17245D*	Cup	456355	**113.19**	2.440	62	1.427
17520	Cup	456384	**33.00**	1.687		.531
17520B	Cup	456394	**86.65**	1.687		.531
17580	Cone	456448	**79.08**	.625		.656
17830	Cup	456460	**144.24**	3.125		.625
17831	Cup	456465	**116.09**	3.149	80	.593
17884	Cone	456475	**285.08**	1.750		1.321
17886	Cone	456480	**1162.12**	1.692	43	.812
17887	Cone	456485	**40.48**	1.780		.812
17888	Cone	456490	**175.45**	1.750		1.234
18200	Cone	456501	**81.27**	2.000		.719
18337	Cup	456508	**52.61**	3.375		.500
18337B	Cup	456509	**169.34**	3.375		.500
18352	Cup	456511	**894.24**	3.500		.750
18520	Cup	456512	**30.34**	2.875		.500
18587	Cone	456530	**60.28**	1.562		.687
18590	Cone	456576	**61.50**	1.625		.687
18620	Cup	456640	**33.74**	3.125		.531
18620B	Cup	456650	**100.78**	3.125		.531
18685	Cone	456704	**51.04**	1.750		.687
NA18685	Cone	456730	**260.74**	1.750		.814
18690	Cone	456768	**68.47**	1.812		.687
18720	Cup	456832	**22.16**	3.346	85	.531
18720B	Cup	456842	**220.36**	3.346	85	.531
18721	Cup	456870	**902.21**	3.280		.531
18723	Cup	456883	**815.64**	3.500		.656
18724	Cup	456890	**85.40**	3.500		.531
18780	Cone	456896	**139.57**	1.812		.687
18790	Cone	456960	**37.26**	2.000		.687
19137DE*	Cone	456965	**....**	1.375		3.000
19138	Cone	456966	**66.88**	1.377	35	.650
19138A	Cone	456968	**1162.12**	1.377	35	.650
19143DA*	Cone	456972	**371.82**	1.437		2.531
19143DE*	Cone	456973	**281.45**	1.437		3.000
19145D*	Cone	456975	**268.44**	1.437		1.500
19150	Cone	456980	**68.10**	1.500		.650
19268	Cup	456990	**95.49**	2.687		.468
19269	Cup	456994	**150.47**	2.687		.631
19283	Cup	456997	**57.48**	2.834	72	.562
19283X	Cup	- - - - -	**....**	2.834	72	.562

*Double Cone or Cup.

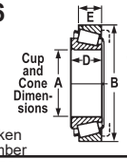

TIMKEN and PRECISE TAPERED ROLLER BEARINGS

Generic is Decimal Bore Size for Cones and Decimal Outside Diameter for Cups
Family is First Part Number in Series

TIMKEN, BOWER, TYSON, HYATT & FINE All Use The Same Bearing Number - Call for Bower & Fine prices.

Timken Number	Type	Our Sequence Number	Per Each	Cone Bore "A" Cup O.D. "B"	Cone Bore or Cup O.D. MM	Cup or Cone Length Inches "D" or "E"
21075	Cone	457024	**$56.19**	.750		.859
21212	Cup	457088	**32.70**	2.125		.625
21213	Cup	457090	**142.29**	2.125		.625
L21511	Cup	457100	**22.09**	1.377	35	.343
22150DA*	Cone	457121	**463.36**	1.500		2.843
22150DE*	Cone	457122	**346.49**	1.500		3.375
22168	Cone	457128	**95.45**	1.687		.781
22168DE*	Cone	457139	**247.78**	1.687		3.375
NA22171	Cone	457145	**244.03**	1.718		.877
22720	Cup	457180	**79.89**	3.250		.812
22721	Cup	457184	**191.22**	3.250		.812
22778	Cone	457186	**218.89**	1.625		1.062
22780	Cone	457188	**92.74**	1.687		1.062
23100	Cone	457216	**56.64**	1.000		.845
23256	Cup	457280	**26.04**	2.562		.625
23256B	Cup	457288	**105.90**	2.562		.625
23420	Cup	457300	**39.23**	2.687		.875
23491	Cone	457310	**100.27**	1.250		1.062
23620	Cup	457327	**37.23**	2.875		.875
23621	Cup	457336	**99.98**	2.875		.875
23685	Cone	457339	**381.95**	1.250		1.062
23690	Cone	457344	**107.15**	1.375		1.062
23691	Cone	457347	**159.13**	1.378		1.062
24118	Cone	457375	**114.73**	1.187		.747
24261	Cup	457385	**171.57**	2.615		.625
24720	Cup	457408	**22.39**	3.000		.687
24720D*	Cup	457418	**111.72**	3.000		1.562
24722	Cup	457450	**110.46**	3.000		.687
NA24776SW	Cone	457465	**117.05**	1.500		1.158
24780	Cone	457472	**43.57**	1.625		.906
24781	Cone	457480	**100.83**	1.625		.906
K78175	Cup	4638905	**900.17**	4.250		2.250
25518	Cup	457530	**710.93**	3.228	82	.752
25519	Cup	457536	**75.89**	3.250		.750
25520	Cup	457600	**18.19**	3.265		.750
25521	Cup	457664	**27.37**	3.270		.750
25521B	Cup	457665	**140.88**	3.270		.750
25522	Cup	457728	**27.16**	3.270		.752
25523	Cup	457792	**28.31**	3.265		.875
25524	Cup	457801	**830.62**	3.265		.750
25526	Cup	457826	**105.44**	3.346	85	.750
25528	Cup	457836	**86.32**	3.625		.750
25530RB	Cup	457841	**847.86**	3.312		.750
25570	Cone	457870	**57.09**	1.437		1.000
25572	Cone	457877	**76.14**	1.500		1.000
25576	Cone	457914	**45.09**	1.687		1.000
25577	Cone	457920	**60.25**	1.688		1.000
25578	Cone	457984	**60.93**	1.687		1.000
25580	Cone	458048	**35.67**	1.750		1.000
25581	Cone	458080	**67.11**	1.750		1.000
25583	Cone	458112	**205.03**	1.750		1.412
25584	Cone	458176	**66.10**	1.771	45	1.000
25590	Cone	458304	**34.78**	1.796		1.000
25592	Cone	458326	**88.18**	1.812		1.000
25820	Cup	458368	**21.39**	2.875		.750
25821	Cup	458432	**22.13**	2.875		.750
25877	Cone	458496	**34.18**	1.375		.968
25878	Cone	458501	**32.50**	1.375		.968
25880	Cone	458508	**41.71**	1.436		.968
26093	Cone	458510	**1185.31**	.937		.754
26100	Cone	458512	**203.19**	1.000		.745
26112	Cone	458516	**117.30**	1.125		.745
26118	Cone	458520	**72.56**	1.180		.745
NA26118	Cone	458527	**332.08**	1.180		.844
26126	Cone	458533	**1185.31**	1.260		.745
26131	Cone	458541	**133.62**	1.312		.745
26132	Cone	458546	**126.50**	1.312		.745
26274	Cup	458547	**71.52**	2.745		.750
26283	Cup	458550	**34.93**	2.834	72	.625
26283B	Cup	458552	**521.23**	2.834	72	.625
26300	Cup	458555	**78.95**	3.000		.625
JL26710	Cup	458557	**21.81**	2.086	53	.452
26820	Cup	458560	**66.44**	3.156		.812
26821	Cup	458590	**815.57**	3.156		.968
26822	Cup	458624	**31.99**	3.125		.750
26823	Cup	458752	**51.07**	3.000		.812
26830	Cup	458767	**84.74**	3.156		.812
26878	Cone	458790	**45.57**	1.500		1.000
26881	Cone	458880	**68.19**	1.562		1.000
26882	Cone	458944	**62.00**	1.625		1.000
26883	Cone	458979	**22.79**	1.378		1.000
26884	Cone	459008	**47.64**	1.688		1.000

TIMKEN®

Timken Number	Type	Our Sequence Number	Per Each	Cone Bore "A" Cup O.D. "B"	Cone Bore or Cup O.D. MM	Cup or Cone Length Inches "D" or "E"
26885	Cone	459014	**$55.37**	1.625		1.000
26886	Cone	459026	**50.95**	1.688		1.000
27620	Cup	459044	**46.95**	4.937		.781
27620DA*	Cup	459047	**897.29**	4.937		1.750
27621	Cup	459052	**1015.52**	4.937		1.000
27684	Cone	459077	**128.34**	3.000		1.000
27687	Cone	459097	**148.56**	3.250		1.000
27689	Cone	459101	**....**	3.281		1.000
27690	Cone	459113	**136.06**	3.281		1.000
27695	Cone	459131	**140.84**	3.345		1.000
27820	Cup	459136	**38.36**	3.151		.729
27875	Cone	459167	**74.07**	1.375		.933
27880	Cone	459200	**94.32**	1.500		.933
27881	Cone	459220	**62.28**	1.500		.933
28118	Cone	459225	**106.94**	1.187		.824
NA28138	Cone	459235	**155.64**	1.377	35	.908
28150	Cone	459240	**94.94**	1.500		.824
28151	Cone	459246	**127.53**	1.500		.824
28158	Cone	459250	**77.77**	1.574	40	.824
28159	Cone	459253	**140.26**	1.574	40	.824
28300	Cup	459254	**58.24**	3.000		.610
28314XD*	Cup	459256	**119.81**	3.151		1.375
28315B	Cup	459258	**109.77**	3.149	80	.625
28317	Cup	459260	**40.08**	3.151		.625
28520	Cup	459263	**50.59**	3.542		.786
28521	Cup	459264	**49.50**	3.625		.781
28521B	Cup	459265	**198.32**	3.625		.781
28580	Cone	459328	**94.14**	2.000		1.000
28584	Cone	459366	**100.48**	2.062		1.000
28622	Cup	459392	**38.30**	3.843		.765
28622A	Cup	459395	**65.39**	3.843		.765
28623	Cup	459412	**107.01**	3.875		.765
28680	Cone	459437	**72.30**	2.187		.968
28682	Cone	459456	**66.26**	2.250		.968
28820	Cup	459500	**915.24**	12.000		.625
28920	Cup	459520	**30.29**	4.000		.781
28921	Cup	4595201	**71.02**	3.937	100	.781
28921A	Cup	4595202	**96.73**	3.937	100	.781
28921B	Cup	4595203	**272.94**	3.937	100	.781
28921D*	Cup	4595204	**254.92**	3.937	100	1.750
28921DC*	Cup	4595205	**420.12**	3.937	100	1.750
28985	Cone	459530	**118.87**	2.375		1.000
28995	Cone	459545	**125.69**	2.470		1.000
29177	Cone	459590	**1162.12**	1.771	45	.754
29334	Cup	459601	**814.35**	3.346	85	.625
29520	Cup	459648	**67.29**	4.250		.750
29520B	Cup	459649	**274.64**	4.250		.750
29521B	Cup	459663	**119.14**	4.330	110	.750
29522	Cup	459665	**62.70**	4.250		.750
29526DRB*	Cup	459685	**399.44**	4.437		1.687
29582	Cone	459707	**129.81**	2.362	60	1.000
29585	Cone	459712	**101.06**	2.500		1.000
29586	Cone	459732	**85.20**	2.500		1.000
29588	Cone	459770	**192.80**	2.558		1.000
29590	Cone	459806	**98.02**	2.625		1.000
29620	Cup	459840	**38.81**	4.437		.750
29622D*	Cup	4598421	**188.71**	4.499		1.812
29622DC*	Cup	4598423	**392.61**	4.499		1.812
29622W	Cup	4598425	**843.70**	4.499		.750
29624	Cup	459843	**935.21**	4.500		.875
29630	Cup	459844	**33.72**	4.750		.750
29675	Cone	459850	**100.76**	2.750		1.000
29680	Cone	459880	**128.70**	2.781		1.000
29685	Cone	459904	**70.97**	2.875		1.000
LM29710	Cup	459968	**17.30**	2.562		.550
LM29711	Cup	459969	**32.68**	2.562		.620
LM29700LA	Cone	459960	**58.27**	1.500		.720
LM29748	Cone	459971	**48.36**	1.500		.720
LM29749	Cone	460032	**36.20**	1.500		.720
29820	Cup	460035	**865.35**	12.750		.625
31520	Cup	460096	**17.00**	3.000		.937
31593	Cone	460153	**73.36**	1.375		1.125
31594	Cone	460160	**58.58**	1.375		1.125
31597	Cone	460191	**37.39**	1.437		1.125
33251	Cone	460217	**109.63**	2.500		1.187
33275	Cone	460224	**88.48**	2.750		1.187
33281	Cone	460288	**103.10**	2.812		1.187
33287	Cone	460299	**70.44**	2.875		1.187
33462	Cup	460416	**42.72**	4.625		.937
33472	Cup	460420	**79.89**	4.724	120	.923
33472DC*	Cup	460472	**520.47**	4.724	120	2.649

*Double Cone or Cup

Prices subject to change without notice. **ASK FOR QUANTITY DISCOUNT**

TIMKEN and PRECISE TAPERED ROLLER BEARINGS

Generic is Decimal Bore Size for Cones and Decimal Outside Diameter for Cups
Family is First Part Number in Series

TIMKEN, BOWER, TYSON, HYATT & FINE All Use The Same Bearing Number - Call for Bower & Fine prices.

Timken Number	Type	Our Sequence Number	Per Each	Cone Bore "A" Cup O.D. "B"	Cone Bore or Cup O.D. MM	Cup or Cone Length Inches "D" or "E"
33821	Cup	460544	$50.19	3.750		.875
33821D*	Cup	460549	222.27	3.750		2.062
33885	Cone	460585	81.73	1.750		1.125
33889	Cone	460591	97.52	2.000		1.125
NA33889SW	Cone	460593	250.40	2.000		1.377
33890	Cone	460608	102.73	2.062		1.125
33891	Cone	460672	60.61	2.062		1.125
33895	Cone	460736	98.37	2.125		1.125
NA33895SW	Cone	460747	212.52	2.126	54	1.377
33821	Cup	460544	50.19	3.750		.875
33821D*	Cup	460549	222.27	3.750		2.062
33885	Cone	460585	81.73	1.750		1.125
33889	Cone	460591	97.52	2.000		1.125
NA33889SW	Cone	460593	250.40	2.000		1.377
33890	Cone	460608	102.73	2.062		1.125
33891	Cone	460672	60.61	2.062		1.125
33895	Cone	460736	98.37	2.125		1.125
NA33895SW	Cone	460747	212.52	2.126	54	1.377
34268DA*	Cone	460761	713.82	2.687		3.687
34268DE*	Cone	460763	599.71	2.687		4.500
34275	Cone	460786	219.60	2.755	70	.906
34275DE*	Cone	460795	634.76	2.750		4.500
34293DA*	Cone	460803	503.85	2.937		3.687
34293DE*	Cone	460814	483.47	2.937		4.500
34300	Cone	460843	82.16	3.000		.906
34300A	Cone	460847	436.56	3.000		.906
34300DA*	Cone	460850	583.88	3.000		3.687
34300DE*	Cone	460852	524.81	3.000		4.500
34301	Cone	460864	117.12	3.000		.906
34306	Cone	460880	123.56	3.062		.906
34307	Cone	460908	136.31	3.062		.906
34472X	Cup	460918	393.56	4.724	120	.629
34478	Cup	460928	72.79	4.781		.688
34478D*	Cup	4609288	368.64	4.781		1.000
34481B	Cup	460931	194.16	4.812		.843
34500	Cup	460934	75.57	5.000	127	.781
35175	Cone	460935	97.29	1.750		.906
35176	Cone	460936	80.92	1.750		.906
35326	Cup	460938	75.73	3.266		.688
36137	Cone	460942	194.94	1.375		1.175
36300	Cup	460944	98.55	3.000		.937
36620	Cup	460945	182.46	7.625		.906
36620B	Cup	460946	494.04	7.625		.906
36690	Cone	460953	375.63	5.750		1.125
37425	Cone	460961	112.98	4.250		.844
37625	Cup	460963	118.36	6.250		.625
37625B	Cup	4609631	419.73	6.250		.625
37626D*	Cup	460964	317.53	6.250		1.562
M38510	Cup	460966	39.16	2.625		.656
M38514	Cup	4609674	718.83	2.687		.656
M38545	Cone	4609675	276.60	1.312		.812
M38547	Cone	4609682	1162.12	1.377	35	.812
M38549	Cone	4609687	116.11	1.375		.812
39243DA*	Cone	460973	433.00	2.437		3.312
39243DE*	Cone	4609733	381.42	2.437		4.000
39250	Cone	4609735	97.56	2.500		.866
39250DA*	Cone	4609736	500.29	2.500		3.312
39250DE*	Cone	4609737	424.08	2.500		4.000
39412	Cup	460980	54.68	4.125		.625
39412B	Cup	460982	193.68	4.125		.625
39520	Cup	460992	47.81	4.437		.937
39520DC*	Cup	4609924	479.63	4.437		2.187
39520XX	Cup	4609925	231.76	4.437		.937
39521	Cup	460993	48.36	4.437		.937
39522	Cup	4609932	1083.43	4.437		1.187
39573	Cone	460994	202.46	2.000		1.187
39580	Cone	4609949	79.41	2.250		1.187
39581	Cone	460995	101.79	2.250		1.187
39585	Cone	461120	98.58	2.500		1.187
39585D	Cone	461152	717.87	2.500		2.375
39590	Cone	461184	90.18	2.625		1.187
39591	Cone	461185	165.61	2.625		1.187
41125	Cone	461187	67.66	1.125		.955
41286	Cup	4611886	45.74	2.859		.687
41286B	Cup	4611888	297.93	2.859		.687
41294D*	Cup	461189	572.32	2.937		1.625
42343DA*	Cone	4611895	888.49	3.437		4.187
42343DE*	Cone	4611896	799.64	3.437		5.000
42350DE*	Cone	461193	947.51	3.500		5.000
42362D*	Cone	461199	1085.36	3.625		2.281
42373	Cone	461202	332.54	3.740	95	1.140
42381	Cone	461210	197.10	3.812		1.140

Timken Number	Type	Our Sequence Number	Per Each	Cone Bore "A" Cup O.D. "B"	Cone Bore or Cup O.D. MM	Cup or Cone Length Inches "D" or "E"
42584	Cup	461215	105.54	5.843		.843
42585	Cup	461219	1035.83	5.843		1.000
42587	Cup	461227	69.96	5.875		.968
42620	Cup	461248	$81.08	5.000		.875
42620B	Cup	461250	574.43	5.000		.875
42624	Cup	461253	469.84	5.118	130	1.063
42687	Cone	461312	150.72	3.000		1.220
42688	Cone	461376	140.36	3.000		1.220
43118	Cone	461384	596.59	1.187		.947
43125	Cone	461386	63.55	1.125		.947
43131	Cone	461388	89.47	1.312		.947
NA43131	Cone	461390	147.50	1.312		1.096
43312	Cup	461395	38.38	3.125		.687
43312B	Cup	461396	214.04	3.125		.687
43315	Cup	461397	814.35	3.156		.937
44143	Cone	461403	59.23	1.437		.933
NA44143	Cone	461405	313.83	1.437		1.096
44156	Cone	461408	139.07	1.562		.933
44157	Cone	461410	160.93	1.574	40	.933
44158	Cone	461412	78.72	1.562		.933
44162	Cone	461413	79.43	1.625		.933
44348	Cup	461415	38.22	3.484		.687
44348B	Cup	461416	105.84	3.484		.687
44363D*	Cup	461419	138.43	3.625		1.562
L44600LA	Cone	461433	44.52	1.000		.580
L44600LB++	Cone	461435	60.10	1.000		.580
L44610	Cup	461440	7.82	1.980		.420
L44613	Cup	461460	63.52	2.046		.500
L44640	Cone	461504	82.90	.937		.580
L44642	Cone	461542	56.08	1.000		.580
L44643	Cone	461568	18.31	1.000		.580
L44645	Cone	461589	84.32	1.023	26	.580
L44649	Cone	461696	18.13	1.062		.580
45220	Cup	461700	42.75	4.125		.937
45220B	Cup	4617001	401.55	4.125		.937
45221	Cup	461701	56.63	4.125		.937
45222	Cup	4617012	843.70	4.187		.937
45280	Cone	461702	....	1.750		1.218
45282	Cone	461703	107.05	1.875		1.218
45284	Cone	461704	56.38	2.000		1.218
45285	Cone	461705	88.23	2.000		1.218
45285A	Cone	461707	149.39	2.000		1.218
45287	Cone	461711	71.96	2.125		1.218
45290	Cone	461714	91.89	2.250		1.218
45290CA	Cone	461715	112.39	2.250		1.218
45291	Cone	4617151	63.41	2.250		1.218
46143	Cone	4617159	255.71	1.437		1.250
46175	Cone	461717	178.74	1.750		1.250
46176	Cone	4617172	....	1.750		1.250
46369	Cup	4617175	173.80	3.687		1.031
L45410	Cup	4617153	9.27	1.980		.420
L45449	Cone	4617154	25.98	1.141	29	.580
46720	Cup	461718	345.89	8.875		1.312
46780	Cone	4617195	256.29	6.250		1.562
46790	Cone	4617202	492.41	6.500		1.562
NA46790	Cone	4617215	710.01	6.500		1.882
46792	Cone	461723	495.65	6.562		1.562
47420	Cup	461725	65.16	4.724	120	1.031
47420A	Cup	461726	249.45	4.724	120	1.031
47420D*	Cup	461727	441.04	4.724	120	2.312
47423	Cup	461729	191.88	4.750		1.031
47487	Cone	461730	119.83	2.750		1.281
47490	Cone	461735	108.80	2.812		1.281
47620	Cup	461760	74.49	5.250		1.031
47620A	Cup	461824	89.38	5.250		1.031
47620B	Cup	461825	381.54	5.250		1.031
47621	Cup	461827	1015.52	5.511	140	1.156
47675	Cone	461835	230.45	2.812		1.312
47679	Cone	461840	116.25	3.000		1.312
47681	Cone	461868	106.67	3.187		1.312
47685	Cone	461875	326.72	3.250		1.312
47686	Cone	461888	132.68	3.250		1.312
47687	Cone	461937	145.37	3.250		1.312
47688	Cone	461940	....	3.281		1.312
47820	Cup	461952	81.91	5.750		1.031
47825B	Cup	461981	257.45	5.625		1.031
47880	Cone	461998	499.02	3.062		1.375
47890	Cone	462016	132.82	3.625		1.375
47898	Cone	462043	440.05	3.750		1.375
48120	Cup	462044	113.21	6.375		1.062
48190	Cone	462045	189.84	4.250		1.375

*Double Cone or Cup

TIMKEN and PRECISE TAPERED ROLLER BEARINGS

Generic is Decimal Bore Size for Cones and Decimal Outside Diameter for Cups
Family is First Part Number in Series

TIMKEN, BOWER, TYSON, HYATT & FINE All Use The Same Bearing Number - Call for Bower & Fine prices.

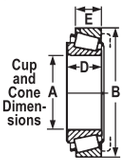

Timken Number	Type	Our Sequence Number	Per Each	Cone Bore "A" Cup O.D. "B"	Cone Bore or Cup O.D. MM	Cup or Cone Length Inches "D" or "E"
48220	Cup	462050	**$221.69**	7.187		1.312
48282	Cone	462059	**337.73**	4.750		1.500
48290	Cone	462075	**417.78**	5.000	127	1.500
48290DW*	Cone	462095	**1133.69**	5.000	127	3.000
NA48291	Cone	462120	**533.15**	5.000	127	1.690
NA48385	Cone	462131	**670.45**	5.250		1.695
NA48390	Cone	462133	**499.07**	5.375		1.695
48393	Cone	462134	**....**	5.375		1.562
48393A	Cone	462136	**560.41**	5.375		1.562
LM48500LA	Cone	462139	**42.24**	1.375		.720
LM48510	Cup	462144	**9.51**	2.562		.550
LM48548	Cone	462208	**20.11**	1.375		.720
LM48548A	Cone	462218	**54.24**	1.375		.720
LM48549	Cone	462231	**177.08**	1.375		.720
48620	Cup	462250	**155.73**	7.875		1.343
48680D*	Cone	462273	**1160.49**	5.500		2.968
48685	Cone	462285	**387.79**	5.625		1.562
NA48686	Cone	462311	**535.91**	5.625		1.851
48506	Cone	462140	**894.53**	5.062		1.250
48750	Cup	462316	**408.63**	7.500		1.000
49520	Cup	462336	**54.56**	4.000		1.000
49520B	Cup	462337	**316.96**	4.000		1.000
49580	Cone	462380	**183.20**	1.875		1.250
49585	Cone	462400	**94.73**	2.000		1.250
52400	Cone	462447	**251.94**	4.000		1.421
52618	Cup	462452	**125.51**	6.187		1.031
52618B	Cup	4624523	**467.31**	6.187		1.031
52630X	Cup	462454	**1135.67**	6.299	160	1.031
52637B	Cup	4624546	**399.37**	6.375		1.031
LL52549	Cone	462451	**....**	.875		.440
53176	Cone	462464	**82.58**	1.750		1.114
53375	Cup	462592	**62.81**	3.750		.812
53376D*	Cup	462606	**207.19**	3.750		1.750
53390D*	Cup	462629	**342.74**	3.875		1.750
53398	Cup	462639	**860.52**	4.000		.812
55176	Cone	462804	**183.98**	1.750		1.059
55197	Cone	462840	**198.92**	1.967		1.059
55200	Cone	462848	**135.90**	2.000		1.059
55437	Cup	462912	**59.76**	4.375		.812
55443	Cup	462920	**106.43**	4.437		.812
55175C	Cone	462794	**151.85**	1.750		1.059
55200C	Cone	462850	**78.19**	2.000		1.059
55437	Cup	462912	**59.76**	4.375		.812
55443	Cup	462920	**106.43**	4.437		.812
56425	Cone	462976	**157.48**	4.250		1.437
59176	Cone	463129	**200.29**	1.750		1.437
59187	Cone	463130	**486.38**	1.875		1.437
59188	Cone	463131	**548.37**	1.875		1.437
59200	Cone	463132	**108.06**	2.000		1.437
59412	Cup	463135	**53.11**	4.125		1.125
59413	Cup	463136	**116.25**	4.125		1.125
59425	Cup	463137	**131.85**	4.250		1.125
59429	Cup	463138	**211.37**	4.290		1.062
64450	Cone	4631632	**194.71**	4.500		1.625
64452A	Cone	4631638	**333.71**	4.527	115	1.625
64700	Cup	463164	**115.47**	7.000		1.187
64713	Cup	4631645	**400.68**	7.125		1.187
65225	Cone	4631655	**154.63**	2.250		1.750
65231	Cone	463166	**373.70**	2.312		1.750
65237	Cone	4631665	**112.59**	2.375		1.750
65500	Cup	463181	**127.53**	5.000	127	1.375
65500B	Cup	463182	**317.14**	5.000	127	1.375
65501	Cup	463185	**1025.65**	5.000	127	1.375
65321	Cup	463167	**860.52**	4.500		1.375
65383	Cone	4631673	**255.66**	1.687		1.750
65385	Cone	4631675	**239.89**	1.750		1.750
65395	Cone	463175	**327.25**	2.000		1.750
66187	Cone	463188	**183.93**	1.875		1.250
66212	Cone	463190	**....**	2.125		1.250
NA66212	Cone	463192	**526.05**	2.125		1.440
66461	Cup	463201	**155.41**	4.625		.937
66462B	Cup	463204	**253.73**	4.625		.937
66583	Cone	463218	**203.81**	2.195		1.250
66586	Cone	463228	**331.30**	2.361		1.250

*Double Cone or Cup ++ with Inner Oring

TIMKEN®

Timken Number	Type	Our Sequence Number	Per Each	Cone Bore "A" Cup O.D. "B"	Cone Bore or Cup O.D. MM	Cup or Cone Length Inches "D" or "E"
LM67010	Cup	463232	**$8.23**	2.328		.465
LM67010Z	Sold in Set Only			2.328		.465
LM67014	Cup	463274	**20.55**	2.440	62	.465
LM67019	Cup	463296	**869.74**	2.648		.640
LM67045	Sold in Set Only			1.250		.728
LM67048	Cone	463360	**16.94**	1.250		.660
LM67049A	Cone	463369	**34.80**	1.250		.660
LM67000LA	Cone	463424	**31.90**	1.250		.660
67322	Cup	463430	**144.84**	7.750		1.500
67388	Cone	463438	**....**	5.000	127	1.812
67434	Cone	4634414	**906.55**	4.343		1.187
67675	Cup	4634417	**258.53**	6.750		.994
67720	Cup	463442	**230.75**	9.750		1.500
67720V	Cup	4634426	**1049.76**	9.750		1.500
67790	Cone	463450	**521.69**	7.000		1.875
L68110	Cup	463460	**13.30**	2.328		.470
JL68111Z	Sold in Set Only			2.362	60	.470
L68111	Cup	463488	**13.12**	2.362	60	.470
JL68145	Sold in Set Only			1.378		.726
L68149	Cone	463552	**19.25**	1.378		.660
68462	Cone	463561	**327.30**	4.625		1.250
68712	Cup	463572	**216.52**	7.125		1.000
JL69310	Cup	463585	**9.60**	2.480	63	.669
JL69345	Cone	463588	**43.92**	1.496	38	.748
JL69349	Cone	463597	**19.52**	1.496	38	.669
69630	Cup	463601	**176.69**	6.303		.878
71437	Cone	463613	**422.79**	4.375		1.937
71455	Cone	463665	**530.69**	4.531		1.937
71750	Cup	463680	**290.34**	7.500		1.375
72487	Cup	463872	**71.15**	4.875		1.000
72200C	Cone	463692	**101.81**	2.000		1.291
72487	Cup	463872	**71.15**	4.875		1.000
LM72810	Cup	463873	**27.69**	1.850	47	.472
LM72849	Cone	4638733	**78.03**	.890		.610
NA74525	Cone	4638761	**659.26**	5.250		2.096
74845	Cup	4638788	**1114.48**	8.464		1.375
74851CD*	Cup	4638794	**1215.54**	8.500		3.187
77350	Cone	4638799	**413.32**	3.500		1.900
77364	Cone	463883	**471.38**	3.625		1.900
77675	Cup	463890	**135.35**	6.750		1.500
77676W	Cup	4638903	**865.09**	6.750		2.250
78215	Cone	4638908	**152.12**	2.125		1.308
78238	Cone	4638916	**342.72**	2.375		1.308
78238C	Cone	4638917	**317.78**	2.375		1.308
NA78250	Cone	463892	**377.38**	2.500		1.533
78255D*	Cone	4638923	**760.59**	2.558		2.598
78549D*	Cup	4638932	**383.81**	5.500		2.039
78214C	Cone	4638907	**383.38**	2.125		1.308
LM78310C	Cup	4638927	**16.59**	2.440	62	.590
LM78349A	Cone	463893	**35.19**	1.378		.669
81600	Cone	463896	**958.54**	6.000		1.968
82587	Cone	4638985	**881.85**	5.875		2.230
82720	Cup	4639009	**1166.33**	11.375		1.687
M84210	Cup	4639028	**23.10**	2.343		.720
M84249	Cone	463903	**51.94**	1.000		.910
M84510	Cup	4639033	**30.54**	2.250		.580
M84548	Cone	4639034	**89.77**	1.000		.765
M86610	Cup	4639061	**16.00**	2.531		.656
M86649	Cone	463907	**31.67**	1.187		.843
M88010	Cup	463936	**16.35**	2.687		.687
M88010B	Cup	463937	**48.70**	2.687		.687
M88012	Cup	463949	**869.74**	2.687		.687
M88047	Cone	463985	**194.02**	1.312		.875
M88048	Cone	464000	**44.26**	1.312		.875
HM88510	Cup	464064	**26.20**	2.875		.906
HM88542	Cone	464128	**52.75**	1.250		1.093
HM88547	Cone	464192	**49.16**	1.312		1.093
HM88610	Cup	464256	**22.75**	2.843		.781
HM88610A	Cup	464257	**792.56**	2.843		.781
HM88611	Cup	464267	**719.22**	2.834	72	.844
HM88611AS	Cup	464290	**46.61**	2.859		.781
HM88612	Cup	464300	**206.39**	2.875		.826
HM88638	Cone	464315	**176.67**	1.259	32	1.000
HM88648	Cone	464320	**47.90**	1.406		1.000
HM88649	Cone	464384	**48.10**	1.375		1.000
HM89410	Cup	464448	**29.07**	3.000		.906
HM89446	Cone	464576	**72.30**	1.375		1.125
HM89448	Cone	464680	**44.72**	1.437		1.125
HM89449	Cone	464704	**43.74**	1.437		1.125

TIMKEN and PRECISE TAPERED ROLLER BEARINGS

Generic is Decimal Bore Size for Cones and Decimal Outside Diameter for Cups
Family is First Part Number in Series

TIMKEN, BOWER, TYSON, HYATT & FINE All Use The Same Bearing Number - Call for Bower & Fine prices.

Timken Number	Type	Our Sequence Number	Per Each	Cone Bore "A" Cup O.D. "B"	Cone Bore or Cup O.D. MM	Cup or Cone Length Inches "D" or "E"
90334	Cone	4647041	**$867.81**	3.346	85	2.077
J90354	Cone	4647042	**828.94**	3.543	90	1.812
J90748	Cup	4647046	**456.44**	7.480	190	1.250
NA95500	Cone	AB0865	**817.68**	5.000	127	2.815
97500	Cone	AB0951	**859.14**	5.000	127	1.946
98316	Cone	AB0966	**839.24**	3.149	80	1.937
LM102910	Cup	AB1075	**12.20**	2.891		.620
LM102949	Cone	AB1085	**25.74**	1.781		.780
JLM104910	Cup	AB1135	**20.26**	3.228	82	.669
JLM104910Z	Sold in Set Only			3.228	82	.669
LM104911	Cup	AB1145	**15.02**	3.250		.650
LM104911A	Cup	AB1150	**37.39**	3.250		.730
LM104912	Cup	AB1155	**22.43**	3.265		.650
JLM104946	Sold in Set Only			1.968	50	.944
JLM104948	Cone	AB1175	**35.51**	1.969		.847
LM104949	Cone	AB1180	**29.65**	2.000		.875
LM104949E	Sold in Set Only			2.000		1.019
M111012	Cup	AB1310	**76.06**	4.250		.800
LM120710	Cup	AB1500	**371.88**	5.750		1.125
LM121310	Cup	AB1510	**330.15**	5.784		.944
LM121349	Cone	AB1515	**932.00**	4.212		1.102
LM122911	Cup	AB1540	**393.99**	6.250		1.187
LM124410	Cup	AB1570	**276.92**	6.562		1.250
M201011	Cup	AB3040	**24.18**	2.875		.840
JM205110	Cup	AB3095	**46.24**	3.543	90	.905
JM205149	Cone	AB3105	**96.02**	1.968	50	1.102
LL205410	Cup	AB3115	**79.36**	3.062		.375
LL205410B	Cup	AB3120	**1036.89**	3.062		.375
LL205442	Cone	AB3125	**273.77**	1.812		.500
LL205449	Cone	AB3130	**151.30**	2.000		.500
JM207010	Cup	AB3135	**47.25**	3.740	95	.925
JM207010A	Cup	AB3140	**42.38**	3.740	95	.964
JM207049	Cone	AB3145	**108.00**	2.165	55	1.141
JH211710	Cup	AB3180	**101.93**	4.724	120	1.259
JH211749	Cone	AB3185	**182.09**	2.559	65	1.515
HM212011	Cup	AB3200	**54.72**	4.812		1.170
HM212044	Cone	AB3205	**75.13**	2.375		1.510
HM212046	Cone	AB3210	**93.70**	2.500		1.510
HM212047	Cone	AB3220	**94.37**	2.500		1.510
HM212049	Cone	AB3225	**90.28**	2.625		1.510
L217849	Cone	AB3355	**188.23**	3.500		.812
LL217810	Cup	AB3335	**138.52**	4.781		.437
HM218210	Cup	AB3315	**82.32**	5.787		1.279
HM218248	Cone	AB3385	**145.71**	3.543	90	1.574
HH221410	Cup	AB3458	**189.42**	7.500		1.812
HH221410	Cup	AB3458	**189.42**	7.500		1.812
L225810	Cup	AB3760	**132.73**	6.687		.812
L305649	Cone	AB5685	**125.58**	2.000		.718
JH307710	Cup	AB5700	**96.62**	4.330	110	1.259
JH307749	Cone	AB5710	**....**	2.165	55	1.535
H414210	Cup	AB6140	**67.87**	5.375		1.250
H414249	Cone	AB6180	**152.67**	2.813		1.625
JH415610	Cup	AB6185	**113.14**	5.708	129	1.653
JH415647	Cone	AB6190	**229.67**	2.952	75	2.007
LM501310	Cup	AB6705	**11.08**	2.891		.580
LM501311	Cup	AB6710	**36.36**	2.891		.716
LM501314	Cup	AB6715	**17.10**	2.891		.653
LM501349	Cone	AB6730	**24.88**	1.625		.780
LM503310	Cup	AB6740	**17.21**	2.952	75	.551
HH506310	Cup	AB6760	**61.11**	4.500		1.420
HH506348	Cone	AB6770	**158.42**	1.937		1.750
JLM506810	Cup	AB6780	**33.83**	3.543	90	.728
JLM506848E	Sold in Set Only			2.165	55	1.023
JLM506849	Cone	AB6795	**63.39**	2.165	55	.906
JLM506849A	Cone	AB6800	**64.10**	2.165	55	.905
JLM508710	Cup	AB6830	**78.53**	3.740	95	.748
JLM508748	Cone	AB6835	**81.29**	2.362	60	.944
JM511910	Cup	AB6850	**51.21**	4.331	110	.886
JM511946	Cone	AB6855	**....**	2.559	65	1.102
M514512	Cup	AB6875	**141.60**	4.875		1.031
JM515610	Cup	AB6895	**92.05**	5.118	130	1.122
JM515649	Cone	AB6905	**137.62**	3.149	80	1.338
HM516410	Cup	AB6935	**60.70**	5.250		1.281
HM516448	Cone	AB6960	**154.70**	3.250		1.562
HM516449C	Cone	AB6965	**129.55**	3.250		1.562
JHM516810	Cup	AB6975	**90.16**	5.511	140	1.240
JHM516849	Cone	AB6980	**174.88**	3.346	85	1.496

*Double Cone or Cup

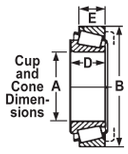

TIMKEN®

Timken Number	Type	Our Sequence Number	Per Each	Cone Bore "A" Cup O.D. "B"	Cone Bore or Cup O.D. MM	Cup or Cone Length Inches "D" or "E"
HM518410	Cup	AB6995	**$....**	6.000		1.187
HM518445	Cone	AB7000	**....**	3.500		1.562
LL521810	Cup	AB7005	**382.39**	4.493		.468
L521910D*	Cup	AB7020	**291.40**	5.750		1.562
LM603012	Cup	AB7570	**19.70**	3.062		.656
JLM603013Z	Cup	AB7575	**18.55**	3.070	78	.590
LM603014	Cup	AB7580	**41.14**	3.149	80	.593
LM603015	Cup	AB7585	**106.23**	3.149	80	.656
LM603049	Cone	AB7610	**27.40**	1.781		.781
L610549	Cone	AB7640	**161.87**	2.500		.750
JM612910	Cup	AB7650	**76.39**	4.527	115	.905
JM612949	Cone	AB7655	**109.93**	2.755	70	1.141
LM613410	Cup	AB7660	**80.07**	4.437		.625
LM613449	Cone	AB7670	**123.07**	2.750		.866
HM617010	Cup	AB7675	**148.93**	5.596		1.343
HM617049	Cone	AB7695	**265.52**	3.375		1.687
L623110	Cup	AB7710	**133.78**	6.000		.656
L623149	Cone	AB7735	**257.94**	4.500		.843
JLM704610	Cup	AB8010	**21.14**	3.307	84	.689
JLM704649	Cone	AB8020	**47.48**	1.968	50	.866
JLM710910	Cup	AB8045	**52.54**	4.133	105	.728
JLM714110	Cup	AB8110	**59.85**	4.527	115	.748
JLM714149	Cone	AB8115	**108.09**	2.952	75	.984
JM714210	Cup	AB8120	**48.68**	4.724	120	.984
JM714249	Cone	AB8125	**121.05**	2.952	75	1.161
H715311	Cup	AB8155	**152.67**	5.375		1.437
H715332	Cone	AB8180	**231.00**	2.375		1.812
H715345	Cone	AB8220	**216.47**	2.812		1.812
JM716610	Cup	AB8265	**64.49**	5.118	130	.944
JM716648	Cone	AB8270	**119.14**	3.346	85	1.141
JM716649	Cone	AB8275	**114.29**	3.346	85	1.141
JM719113	Cup	AB8315	**105.22**	5.905	150	1.063
JM719149	Cone	AB8320	**144.98**	3.740	95	1.338
JHM720210	Cup	AB8330	**99.47**	6.299	160	1.259
JHM720249	Cone	AB8345	**207.42**	3.937	100	1.574
JM720210	Cup	AB8335	**119.97**	6.102	155	1.102
JM720249	Cone	AB8350	**255.68**	3.937	100	1.378
HM801310	Cup	AB8970	**37.39**	3.250		.906
HM801346	Cone	AB8980	**73.38**	1.500		1.125
HM801349	Cone	AB8990	**....**	1.593		1.125
M802011	Cup	AB8995	**19.67**	3.250		.795
M802048	Cone	AB9005	**39.99**	1.625		1.010
HM803110	Cup	AB9010	**47.67**	3.500		.906
HM803145	Cone	AB9030	**92.67**	1.625		1.156
HM803146	Cone	AB9035	**77.75**	1.625		1.156
HM803149	Cone	AB9040	**77.22**	1.750		1.156
M804010	Cup	AB9045	**42.89**	3.500		.750
M804049	Cone	AB9055	**65.55**	1.875		1.000
HM804810	Cup	AB9060	**54.54**	3.750		.906
HM804843	Cone	AB9090	**109.58**	1.750		1.156
HM804846	Cone	AB9095	**99.88**	1.875		1.156
HM804848	Cone	AB9100	**85.04**	1.906		1.156
LM806610	Cup	AB9125	**46.40**	3.500		.531
LM806649	Cone	AB9130	**105.72**	2.125		.750
HM807010	Cup	AB9135	**62.10**	4.125		1.125
HM807011	Cup	AB9150	**117.37**	4.125		1.125
JHM807012	Cup	AB9155	**75.31**	4.133	105	1.141
HM807040	Cone	AB9170	**107.21**	1.750		1.437
JHM807045	Cone	AB9180	**141.80**	1.968	50	1.417
HM807046	Cone	AB9185	**123.30**	2.000		1.437
HM807049	Cone	AB9200	**103.63**	2.125		1.437
JLM813010	Cup	AB9230	**62.83**	4.330	110	.807
JLM813049	Cone	AB9235	**137.76**	2.755	70	.984
HM813810	Cup	AB9240	**57.30**	5.000	127	1.062
HM813844	Cone	AB9290	**93.84**	2.625		1.437
HM813849	Cone	AB9300	**130.82**	2.812		1.437
LM814810	Cup	AB9355	**....**	4.625		.750
LM814849	Cone	AB9370	**145.43**	3.062		1.000
JM822010	Cup	AB9393	**108.62**	6.496	165	1.043
JM822049	Cone	AB9394	**200.46**	4.330	110	1.378
HM903249	Cone	AB9554	**109.37**	1.750		1.125
HM903249A	Cone	AB9556	**74.76**	1.750		1.114
M903310	Cup	AB9558	**27.22**	3.625		.656
M903345	Cone	AB9560	**93.38**	1.625		.937
HM903210	Cup	AB9540	**36.97**	3.750		.875
HM911210	Cup	AB9580	**63.80**	5.125		.937

TIMKEN and PRECISE TAPERED ROLLER BEARINGS

Generic is Decimal Bore Size for Cones and Decimal Outside Diameter for Cups
Family is First Part Number in Series

TIMKEN, BOWER, TYSON, HYATT & FINE All Use The Same Bearing Number

TIMKEN SETS OF CONES AND CUPS

Part Number	Our Sequence Number	Per Each	Contents of Set
Set No. 1	AB9820	**$29.06**	LM11710 Cup & LM11749 Cone
Set No. 2	AB9825	**20.91**	LM11910 Cup & LM11949 Cone
Set No. 3	AB9830	**....**	M12610 Cup & M12649 Cone
Set No. 4	AB9835	**26.01**	L44610 Cup & L44649 Cone
Set No. 5	AB9840	**29.65**	LM48510 Cup & LM48548 Cone
Set No. 6	AB9845	**26.16**	LM67010 Cup & LM67048 Cone
Set No. 8	AB9855	**32.84**	L45410 Cup & L45449 Cone
Set No. 11	AB9863	**29.15**	JL69310 Cup & JL69349 Cone
Set No. 12	AB9864	**27.82**	LM12710 Cup & LM12749 Cone
Set No. 13	AB9866	**34.54**	L68110 Cup & L68149 Cone
Set No. 14	AB9870	**26.07**	L44610 Cup & L44643 Cone
Set No. 15	AB9874	**....**	07196 Cup & 07100 Cone
Set No. 16	AB9876	**22.20**	LM127811 Cup & LM12749 Cone
Set No. 17	AB9877	**25.42**	L68111 Cup & L68149 Cone
Set No. 22	AB9882	**199.74**	2/LM670120 Cup&2/LM67045 Cones
Set No. 25	AB9888	**232.93**	506810 Cup & JLM506848E Cone
Set No. 37	AB9902	**42.00**	LM603011 Cup & LM603049 Cone
Set No. 38	AB9904	**61.55**	LM104911 Cup & LM104949 Cone
Set No. 45	AB9912	**37.47**	LM501310 Cup & LM501349 Cone

TIMKEN STEERING GEAR BEARINGS

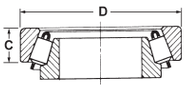

Part Number	Type	Our Sequence Number	Per Each	CAGE & ROLLER Base Diam. Inches "F"	CAGE & ROLLER Race Length Inches "E"	CUP Outside Diam. Inches "D"	CUP Width Inches "C"
5BA	Cage	441791	**$18.73**	1.105	.288	....	....
5BC	Cage	441792	**12.16**	1.114	.309	....	....
11BA	Cage	441871	**18.23**	1.299	.299	....	....
11BC	Cage	4418711	**16.39**	1.310	.319	....	....
13C	Cup	441873	**52.35**	....	....	1.938	.453

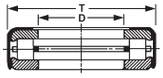

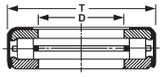

TIMKEN THRUST BEARINGS

NO Oil Holes in Retainer Part No.	Our Sequence Number	Per Each	Oil Holes in Retainer Part No.	Our Sequence Number	Per Each	Bore Inches "D"	Outside Diam. Inches "T"
T63	441900	**$25.19**	- - - - -		**$....**	.635	1.625
T76	441901	**35.28**	- - - - -		**....**	.760	1.625
T77	441902	**24.15**	- - - - -		**....**	.760	1.625
T88	441906	**23.53**	**T88W**	4419061	**22.66**	.885	1.890
T92	441908	**....**	- - - - -		**....**	.938	1.770
T101	441913	**37.92**	**T101W**	4419131	**17.42**	1.010	2.000
T107	441920	**32.41**	- - - - -		**....**	1.072	2.000
T113	441926	**23.33**	- - - - -		**....**	1.135	2.187
T119	441932	**27.63**	- - - - -		**....**	1.197	2.187
T126	441937	**32.70**	**T126W**	4419373	**37.99**	1.260	2.187
T127	441938	**66.74**	**T127W**	4419381	**45.53**	1.260	2.625
T139	441945	**....**	- - - - -		**....**	1.385	2.312
T144	441948	**66.47**	- - - - -		**....**	1.447	2.625
T149	441949	**36.70**	- - - - -		**....**	1.508	2.593
T151	441950	**65.57**	- - - - -		**....**	1.510	2.859
T176	441955	**93.29**	- - - - -		**....**	1.760	3.266
T177	441956	**45.65**	- - - - -		**....**	1.771	2.874
T188	441958	**81.54**	- - - - -		**....**	1.885	3.266
T199	441964	**58.39**	- - - - -		**....**	2.010	2.937
T251	441975	**180.09**	- - - - -		**....**	2.510	4.375
T301	441977	**369.79**	- - - - -		**....**	3.010	5.250
T309	4419774	**113.81**	- - - - -		**....**	3.093	4.031

Prices subject to change without notice. **ASK FOR QUANTITY DISCOUNT**

1-800-228-9222 / e-mail: sales@baumhydraulics.com
Fax: 1-800-832-2522 / www.baumhydraulics.com / © Baum Hydraulics Corporation

BAUM HYDRAULICS CORPORATION

Most Tapered Roller Bearings Are Made to Fractional Inch Dimensions.

EXPLANATION OF TIMKEN BEARING SYMBOLS

Prefix	Suffix	Cone or Cup	Explanation
	A	Cone	Different bore
	A	Cone	Different radius
	A	Cup	Different O.D..
	A	Cup	Different radius
	A	Cup	Different length
	AB	Cup	Flanged cup
	AC	Cup	Different O.D. or Length and radius
	AD	Cup	Double cup
	AS	Cone & Cup	Different bore or O.D. or length and radius
	AW	Cone & Cup	Keyway or slotted cone or cup
	AX	Cone & Cup	Different bore or O.D. or length and radius
	B	Cup	Flanged cup
	B	Cone	Cone using Brass Cage
	BS	Cup	Flanged cup
	BW	Cup	Flanged cup with slot
	C	Cup	Dimensionally Different
CN		Cup	Neoprene cushioned cup
	CP	Cone & Cup	Flash chrome plated
	CR	Cone & Cup	Rib cup bearing series
	D	Cone & Cup	Double cone or Double cup
	DA	Cone	Double cone
	DA	Cup	Spherical O.D. double dup
	DB	Cup	Double cup with flange
	DC	Cup	Double cup with hole for locking pin
	DD	Cone & Cup	Special long double cone or cup
	DE	Cone & Cup	Double cone or cup with different dimensions
	DP	Cone	Double cone with puller groove
	DR	Cup	Double cup for rib cup series
	DS	Cup	Crowned O.D. double cup
	DT	Cup	Tapered O.D. double cup
	DW	Cone & Cup	Double cone or cup with keyway or slot
	DX	Cup	Adapter for spherical or straight O.D. cup
	DX	Cup	Threaded O.D. double cup
	E	Cone & Cup	Both with special characteristics
	ED	Cup	Double cup
EE		Cone	Double rib-close guided rolls
EH		Cone & Cup	Extra heavy series
EL		Cone & Cup	Extra light series
F		Cone & Cup	Factory identification only
H		Cone & Cup	Heavy series
HH		Cone & Cup	Heavy-Heavy series
HM		Cone & Cup	Heavy-Medium series
L		Cone & cup	Light series
	LA	Cone	Assembled with Duo-faced series
	LB	Cone	Assembled w/ Duo-faced series & inner oring
LL		Cone & Cup	Light-Light series
LM		Cone & Cup	Light-Medium series
M		Cone & Cup	Medium series
	MM	Cone & Cup	Factory identification only
NA		Cone	Two cones mated with double cup to form double row non-adjustable bearing
	NC	Cup	Cushioned cup (Usually neoprene)
	NR	Cone	'NA' type ribless cone for rib cup
	NW	Cone	'NA' type cone with slot front face
	NX	Cone	Lapped front face
	P	Cone	Puller groove
RC		Cone & Cup	Special ribbed cup bearing
	RB	Cup	Snap ring on O.D.
	S	Cone & Cup	Special feature bearing
	SA	Cone & Cup	Special feature bearing
	SB	Cone	Cone with brass cage
	SB	Cup	Flanged cup
	SC	Cone	Cone with square bore
	SD	Cup	Double cup
	SW	Cone & Cup	Slot or keyway
T		Cone	Thrust bearings assemblies
	T	Cone	Tapered bore
	T	Cup	Tapered O.D.
	TA	Cone	Tapered bore 'NA' type cone
	TA	Cup	Tapered O.D.
	TB	Cone	Tapered bore cone with brass cage
TC		Cone	Thrust bearing assembly
	TD	Cone	Tapered bore double cone
	TE	Cone	Tapered bore cone with extended rib
	TP	Cone	Tapered bore cone with puller groove
	TW	Cone & Cup	TP cone bore or cup O.D. with slots
	W	Cone & Cup	Slot or keyway
	W	Cone	Type number 2 slot
	WA	Cone	Type number 1 slot
	WB	Cone	Type number 3 slot
	WC	Cone	Type number 4 slot
	WD	Cone	Special type slot
	WE	Cone & Cup	Extended keyway cone or cup
	X	Cone	Slot or keyway
	XD	Cone & Cup	Double
	XW	Cone	Slotted
	YD	Cup	Double

TIMKEN®

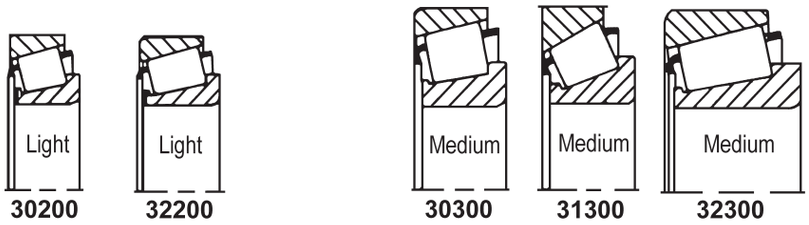

Comparative Outside Diameters Of 55mm Bore Bearings At Left

ISO Bearings are made to same I.D. and O.D. dimensions as metric ball bearings in light, medium & extra light.

ISO Bearings are SOLD IN SETS ONLY and are made to metric dimension standards set by the International standard organization and are the same size I.D. and O.D. as each corresponding size metric radial ball bearings.

Cups are stamped with X prefix to assembly number and cones are stamped with Y prefix to assembly number and number without prefix is for an assembly or set of cone and cup.

To find inch dimensions, just divide metric dimensions by 25.4 and you get inch dimensions.

LIGHT SERIES BEARINGS

Cone Bore Size "A" MM	Cone Bore Size "A" Inch	Cup Outside Diam. "B" MM	Cup Outside Diam. "B" Inch	30200 ISO SERIES NARROW Timken Number	Our Sequence Number	Per Each	32200 ISO SERIES MEDIUM Timken Number	Our Sequence Number	Per Each	Timken Number	Our Sequence Number	Per Each
20	.7874	47	1.8504	**30204M**	460049	**$34.43**						
25	.9843	52	2.0472	**30205M**	460051	**38.86**						
30	1.1811	62	2.4409	**30206M**	460053	**41.58**	**32206M**	4601957	**$48.61**			
35	1.3780	72	2.8346	**30207M**	460054	**51.48**						
40	1.5748	80	3.1496	**30208M**	460055	**60.77**	**32208M**	4601968	**66.60**			
45	1.7717	85	3.3465	**30209M**	460056	**71.34**	**32209M**	4601969	**125.78**			
50	1.9685	90	3.5433	**30210M**	460057	**53.05**	**32210M**	460197	**85.40**			
55	2.1654	100	3.9370	**30211M**	460058	**101.26**						
60	2.3622	110	4.3307	**30212M**	460059	**125.12**						
65	2.5591	120	4.7244	**30213M**	460060	**93.24**	**32213**	4601973	**....**			
70	2.7559	125	4.9213	**30214**	460061	**155.75**						
75	2.9528	130	5.1181	**30215M**	460062	**100.41**						

MEDIUM SERIES BEARINGS

Cone Bore Size "A" MM	Cone Bore Size "A" Inch	Cup Outside Diam. "B" MM	Cup Outside Diam. "B" Inch	30300 ISO SERIES NARROW Timken Number	Our Sequence Number	Per Each	31300 ISO SERIES MEDIUM Timken Number	Our Sequence Number	Per Each	32300 ISO SERIES WIDE Timken Number	Our Sequence Number	Per Each
20	.7874	52	2.0472	**30304**	460070	**30.75**				**32304M**	4601984	**$....**
25	.9843	62	2.4409	**30305M**	460072	**46.66**				**32305**	4601985	**61.27**
30	1.1811	72	2.8346	**30306M**	460074	**46.08**				**32306**	4601986	**61.75**
35	1.3780	80	3.1496	**30307M**	460075	**102.23**				**32307**	4601987	**....**
40	1.5748	90	3.5433				**31308**	460083	**79.77**	**32308**	4601988	**110.29**
45	1.7717	100	3.9370	**30309M**	460077	**92.57**						
50	1.9685	110	4.3307	**30310**	460078	**138.36**						

EXTRA LIGHT SERIES BEARINGS

Cone Bore Size "A" MM	Cone Bore Size "A" Inch	Cup Outside Diam. "B" MM	Cup Outside Diam. "B" Inch	32000 ISO SERIES NARROW Timken Number	Our Sequence Number	Per Each	Timken Number	Our Sequence Number	Per Each	Timken Number	Our Sequence Number	Per Each
30	1.1811	55	2.1654	**32006X**	4601916	**45.55**						
35	1.3780	62	2.4409	**32007X**	4601917	**80.23**						
40	1.5748	68	2.6772	**32008XM**	460192	**28.52**						
55	2.1654	90	3.5433	**32011XM**	4601925	**79.29**						
60	2.3622	95	3.7402	**32012X**	4601927	**70.01**						
70	2.7559	110	4.3307	**32014X**	4601931	**114.22**						
75	2.9528	115	4.5276	**32015X**	4601935	**147.48**						
80	3.1496	120	4.7244	**32016X**	4601936	**144.12**						

ASK FOR QUANTITY DISCOUNT *Prices subject to change without notice.*

SKF / CHICAGO RAWHIDE METRIC OIL SEALS

Open

Group 4

Oil Seal Number	Our Sequence Number	Per Each	MM Housing Diam.	MM Width Inches
10MM SHAFT - SYLE 4				
562661	318022	**$2.25**	22	7
562689	318028	**2.53**	26	7
562825	318054	**2.34**	24	7
563082	318110	**4.02**	25	7
563509	318202	**2.30**	20	7
563709	318226	**1.98**	20	6
564025	318290	**2.23**	19	7
12MM SHAFT - SYLE 4				
562570	318002	**2.25**	28	7
562982	318086	**2.28**	32	7
563500	318198	**4.00**	25	7
563821	318246	**2.76**	22	5
563946	318270	**2.34**	22	6
563992	318278	**3.47**	30	7
564029	318292	**2.76**	19	5
692265	318338	**3.22**	22	7
692673	318372	**2.16**	24	7
14MM SHAFT - SYLE 4				
562701	318030	**2.34**	25	5
563561	318218	**1.98**	30	7
563874	318260	**2.44**	28	7
564033	318294	**3.40**	24	7
15MM SHAFT - SYLE 4				
562673	318024	**3.45**	32	7
563014	318096	**3.24**	25	5
563022	318098	**3.56**	25	6
563954	318274	**3.49**	40	10
564037	318296	**2.76**	24	7
564041	318298	**2.73**	26	7
564045	318300	**3.17**	30	7
564049	318302	**2.76**	35	7
16MM SHAFT - SYLE 4				
562929	318068	**2.46**	30	7
563030	318102	**3.68**	32	7
563384	318178	**4.32**	35	7
564053	318304	**2.28**	28	7
17MM SHAFT - SYLE 4				
562994	318088	**2.55**	32	7
563376	318176	**4.46**	40	10
563934	318266	**2.44**	29	5
564057	318306	**6.34**	28	7
692269	318340	**2.76**	35	7
692685	318374	**3.42**	30	7
18MM SHAFT - SYLE 4				
562813	318050	**3.91**	32	7
563412	318182	**3.01**	40	7
563958	318276	**2.53**	30	6
692273	318342	**2.69**	35	7
19MM SHAFT - SYLE 4				
562821	318052	**3.84**	32	7
563837	318248	**18.13**	30	7
564061	318308	**2.76**	28	7
20MM SHAFT - SYLE 4				
562970	318082	**3.84**	52	10
563006	318092	**3.40**	40	10
563182	318140	**3.08**	38	7
563256	318148	**3.56**	47	10
563356	318168	**2.94**	36	7
563741	318232	**3.26**	42	10
563870	318258	**2.76**	34	7
564065	318310	**2.60**	32	7
692277	318344	**3.13**	30	7
692281	318346	**2.71**	35	7
22MM SHAFT - SYLE 4				
562574	318004	**3.52**	42	10
563533	318208	**4.37**	40	10
563541	318210	**2.92**	38	8
563817	318244	**4.48**	47	7
563950	318272	**3.45**	36	7
564069	318312	**3.13**	32	7
692297	318348	**3.68**	35	7

Oil Seal Number	Our Sequence Number	Per Each	MM Housing Diam.	MM Width Inches
24MM SHAFT - SYLE 4				
562829	318056	**$4.27**	37	7
562837	318058	**3.95**	40	7
563938	318268	**2.73**	42	8
692301	318350	**3.08**	35	7
25MM SHAFT - SYLE 4				
562637	318016	**4.04**	52	10
562773	318046	**4.18**	47	10
562777	318048	**4.78**	42	10
562941	318074	**4.78**	45	10
562945	318076	**4.87**	62	10
563260	318150	**3.70**	40	10
563721	318228	**3.82**	50	10
564073	318314	**2.67**	37	7
692305	318352	**3.31**	35	7
26MM SHAFT -- SYLE 4				
563150	318128	**3.01**	37	7
563162	318134	**3.45**	42	7
563408	318180	**3.40**	47	7
692329	318354	**2.23**	38	7
27MM SHAFT - SYLE 4				
563158	318132	**3.06**	42	10
563525	318206	**3.01**	37	7
563841	318250	**3.45**	47	10
28MM SHAFT - SYLE 4				
562613	318010	**3.01**	42	8
563364	318170	**2.41**	38	8
563424	318186	**3.06**	44	6
563456	318192	**3.06**	45	8
563480	318194	**4.48**	47	10
563549	318212	**2.80**	40	8
563553	318214	**3.72**	52	10
30MM SHAFT - SYLE 4				
562617	318012	**3.01**	45	8
562753	318042	**4.60**	55	10
562901	318062	**5.52**	52	8
563002	318090	**22.06**	47	8
563026	318100	**4.23**	50	8
563224	318144	**5.08**	42	8
563280	318152	**3.56**	48	8
564089	318316	**3.45**	46	7
564097	318318	**4.60**	62	10
692349	318356	**3.38**	40	7
32MM SHAFT - SYLE 4				
562705	318032	**4.87**	62	10
562765	318044	**3.61**	55	10
563066	318106	**3.56**	48	8
563130	318124	**4.39**	52	8
563505	318200	**2.76**	50	8
563801	318242	**3.15**	44	7
564004	318282	**3.95**	45	8
564008	318284	**5.15**	47	8
34MM SHAFT - SYLE 4				
562677	318026	**8.09**	48	8
563444	318190	**4.92**	44	8
563777	318240	**3.61**	52	8
563857	318254	**4.30**	62	10
35MM SHAFT - SYLE 4				
562578	318006	**5.75**	49	6
562621	318014	**4.53**	48	8
562653	318018	**4.02**	56	10
562721	318034	**5.70**	55	8
562741	318040	**4.34**	50	8
562974	318084	**3.75**	52	8
563106	318118	**10.30**	72	12
563372	318174	**6.71**	58	10
563861	318256	**4.83**	62	8
564012	318286	**3.82**	47	8
564105	318320	**8.83**	60	10
36MM SHAFT - SYLE 4				
562909	318064	**5.52**	58	10
562966	318080	**4.30**	52	7
563344	318166	**5.56**	50	7
563845	318252	**4.30**	62	7

Open

Group 4

Oil Seal Number	Our Sequence Number	Per Each	MM Housing Diam.	MM Width Inches
38MM SHAFT - SYLE 4				
563110	318120	**$5.24**	62	10
563292	318156	**3.61**	54	10
563368	318172	**3.61**	52	8
563521	318204	**7.33**	60	10
563705	318224	**4.96**	72	10
563996	318280	**4.50**	58	8
564016	318288	**3.61**	55	8
40MM SHAFT - SYLE 4				
562582	318008	**5.40**	56	8
562949	318078	**4.02**	58	8
563134	318126	**4.44**	52	8
563174	318136	**8.76**	68	10
563420	318184	**5.01**	50	8
563565	318220	**6.34**	65	12
563930	318264	**7.45**	62	8
564113	318322	**6.89**	72	10
692469	318358	**5.03**	55	8
42MM SHAFT - SYLE 4				
563094	318112	**4.78**	67	10
563126	318122	**4.41**	55	8
563296	318158	**4.69**	56	7
563484	318196	**6.34**	72	10
563557	318216	**4.94**	65	10
563725	318230	**24.34**	66	10
564117	318324	**7.54**	62	8
44MM SHAFT - SYLE 4				
563332	318160	**7.03**	60	10
563765	318236	**4.50**	62	10
563773	318238	**6.34**	65	10
45MM SHAFT - SYLE 4				
562913	318066	**6.64**	68	10
564125	318326	**5.61**	60	8
564129	318328	**4.18**	62	10
564133	318330	**6.76**	72	10
692509	318360	**4.90**	65	10
48MM SHAFT - SYLE 4				
563102	318116	**4.99**	72	10
563178	318138	**4.73**	68	10
563284	318154	**6.80**	70	10
50MM SHAFT - SYLE 4				
563054	318104	**7.08**	85	10
563078	318108	**5.29**	72	12
563210	318142	**5.38**	75	10
563336	318162	**8.57**	65	10
564141	318332	**4.87**	68	10
564145	318334	**7.17**	70	10
52MM SHAFT - SYLE 4				
562937	318072	**4.69**	68	8
563248	318146	**6.04**	85	10
563428	318188	**5.52**	80	10
692561	318362	**5.61**	72	10
55MM SHAFT - SYLE 4				
562657	318020	**8.14**	80	10
562729	318038	**10.34**	90	10
562933	318070	**5.49**	68	8
563154	318130	**8.53**	85	10
563697	318222	**6.73**	70	10
563761	318234	**5.35**	78	10
564149	318336	**5.93**	72	8
692573	318364	**7.86**	75	10
58MM SHAFT - SYLE 4				
562853	318060	**6.85**	72	8
563886	318262	**6.14**	80	12
60MM SHAFT - SYLE 4				
562725	318036	**8.64**	90	10
563010	318094	**11.65**	95	10
563098	318114	**8.23**	82	12
563340	318164	**4.96**	72	8
692589	318366	**5.38**	75	8
692597	318368	**7.86**	80	10
692605	318370	**9.42**	85	10

Prices subject to change without notice. **ASK FOR QUANTITY DISCOUNT**

Open	Open / With Washer	Open / With Washer	With Washer	X15 / TL	CRWA5
Group 1	Group 2 / Group 3	Group 4 / Group 5	Group 6	Group 7	Group P
Light Duty No Spring Single Lip For Grease Only	Meduim Duty With Spring Single Lip For Oil or Grease	Meduim Duty With Spring Double Lip For Oil or Grease With Dirt Wiper	Heavy Duty With Spring Double Lip For Oil or Grease With Heavy Duty Dirt Wiper	External Lip Rides on Bore of Housing / Internal Triple Lip	Pump Seal Not to be used on axles

Seal O.D. is approximately .004 larger than its bore diameter of housing for press fit.

Package of 1 Generic is Decimal I.D. x O.D. Family is Decimal I.D. or Shaft Size

Oil Seal Number	Our Sequence Number	Per Each	Housing Diam.	Wide Inches	Seal Type
.250" (1/4") Shaft					
2450	305700	**$4.48**	.499	.188	1
2452	305702	**10.16**	.499	.188	--
2470	305704	**8.57**	.562	.188	1
2490	305706	**....**	.626	.250	1
2560	**- - - - -**	**....**	.749	.188	1
2513	305710	**17.08**	.749	.250	2
.313" (5/16") Shaft					
3050	**- - - - -**	**....**	.626	.203	1
3060	305778	**3.52**	.626	.156	1
3080	305780	**6.62**	.633	.141	1
3094	305786	**4.81**	.686	.313	P
3101	305790	**6.39**	.749	.250	P
3103	305792	**20.71**	.749	.250	P
3140	305796	**5.75**	.749	.250	1
3086	305782	**6.67**	.862	.250	1
3171	305804	**11.42**	.999	.313	P
3230	305806	**11.01**	1.250	.375	--
.375" (3/8") Shaft					
3632	305864	**2.67**	.628	.197	--
3645	305866	**5.40**	.687	.156	1
3680	305868	**9.06**	.750	.250	4
3683	305872	**4.46**	.749	.250	1
3687	305874	**6.32**	.749	.250	2
3688	**- - - - -**	**....**	.749	.250	2
3689	305878	**17.21**	.749	.250	P
3719	305888	**10.27**	.836	.188	2
3725	305890	**9.24**	.875	.250	2
3727	**- - - - -**	**....**	.875	.250	1
3751	305898	**5.95**	.999	.250	2
3752	305900	**11.35**	.999	.250	2
3806	- - - - -	....	1.124	.250	2
3807	305912	**16.87**	1.124	.375	P
.404" Shaft					
4010	305927	**5.29**	.620	.188	1
4012	305928	**6.46**	.862	.250	1
.425" Shaft					
4100	305930	**23.30**	.875	.313	3
.438" (7/16") Shaft					
4231	305942	**6.69**	.836	.188	1
4247	305945	**20.25**	.875	.313	2
4249	305954	**9.81**	.875	.250	2
4251	305956	**6.39**	.875	.250	2
4260	305960	**12.18**	.875	.250	4
4261	305962	**8.50**	.875	.375	4
4340	305974	**8.50**	.999	.250	1
4355	305978	**8.41**	.999	.375	2
4356	305980	**17.54**	.999	.250	2
4390	305982	**4.24**	1.124	.250	2
.469" (15/32") Shaft					
4623	305992	**9.58**	.836	.188	1
4628	305994	**8.57**	.875	.219	1
4641	**- - - - -**	**....**	.999	.313	--
.500" (1/2") Shaft					
4909	306042	**9.17**	.688	.170	2
4911	306046	**2.90**	.688	.094	1
4912	306048	**5.24**	.750	.125	1
4913	306050	**7.54**	.749	.125	2
4914	306052	**4.55**	.820	.156	1
4923	306054	**4.57**	.843	.250	1
4925	306055	**6.50**	.875	.125	1
4931	306056	**$6.32**	.875	.250	2
4932	306058	**16.87**	.875	.250	2
4933	306060	**22.75**	.875	.250	4
4938	306062	**6.32**	.875	.250	1
4939	306064	**....**	.875	.313	4
4940	306066	**6.48**	.875	.313	P
4943	306068	**6.87**	.987	.250	2
4944	306070	**7.06**	.987	.250	2
4950	306074	**6.73**	.999	.188	1
4980	306076	**8.11**	.999	.250	2
4984	306078	**6.00**	.999	.250	2
4985	306080	**5.33**	.999	.250	4
4990	306084	**6.76**	.999	.250	1
4991	306085	**19.24**	.999	.250	P
4996	306088	**11.19**	.999	.250	P
5046	306096	**18.13**	1.124	.313	2
5062	306098	**5.61**	1.124	.250	4
5066	306100	**14.82**	1.124	.250	2
5067	306102	**12.16**	1.124	.250	4
5068	306104	**6.07**	1.124	.250	2
5069	306106	**12.71**	1.124	.250	P
5072	306107	**28.61**	1.124	.250	P
5085	306108	**7.95**	1.124	.250	1
5131	306118	**22.68**	1.249	.188	3
5133	306120	**3.05**	1.250	.250	2
5150	306122	**6.83**	1.375	.250	2
5151	306124	**16.32**	1.375	.250	2
.531" (17/32") Shaft					
5321	306152	**11.42**	.999	.250	4
5334	306154	**7.19**	1.124	.313	4
.546" (35/64") Shaft					
5385	306158	**9.26**	.875	.250	2
.551" (14mm) Shaft					
5399	306160	**5.52**	1.124	.203	1
.554" Shaft					
5605	306206	**7.61**	.999	.250	2
.563" (9/16") Shaft					
5510	306186	**6.85**	.810	.188	1
5522	306188	**6.30**	.875	.188	1
5523	306189	**12.11**	.875	.188	2
5541	306190	**8.09**	.999	.250	2
5542	306192	**14.62**	.999	.250	2
5543	306194	**21.53**	.999	.250	2
5569	306196	**5.91**	.999	.219	1
5606	306208	**9.19**	.999	.250	4
5650	306210	**11.74**	1.124	.250	2
5652	306212	**6.71**	1.124	.250	2
5662	306214	**5.54**	1.124	.250	4
5685	306216	**5.95**	1.124	.250	1
5707	306226	**5.17**	1.250	.250	2
5756	306228	**9.35**	1.375	.250	2
.594" (19/32") Shaft					
5926	306272	**8.92**	1.124	.313	2
5946	306274	**5.10**	1.124	.250	1
5950	306276	**6.41**	1.250	.313	4
5966	306278	**12.20**	1.375	.313	4
.610" Shaft					
6103	306284	**15.33**	1.102	.600	SP
.624" Shaft					
6243	306341	**6.14**	1.131	.188	1
.625" (5/8") Shaft					
6119	306288	**$7.12**	.875	.094	1
6120	306290	**6.94**	.875	.188	2
6125	306292	**5.42**	.933	.188	1
6130	306294	**8.92**	.937	.188	1
6134	306296	**7.63**	.987	.250	2
6139	306298	**12.20**	.999	.250	4
6141	306300	**6.30**	.999	.250	4
6143	306302	**5.63**	.999	.250	2
6147	306304	**10.71**	.999	.250	4
6151	306307	**8.89**	.999	.250	P
6152	306308	**8.43**	1.000	.125	1
6155	- - - - -	....	1.062	.188	1
6157	306310	**8.23**	1.063	.250	2
6158	306312	**8.94**	1.063	.250	1
6191	306317	**10.73**	1.124	.250	P
6213	306332	**10.48**	1.124	.250	2
6225	306336	**6.41**	1.124	.250	1
6229	306338	**7.91**	1.124	.375	P
6232	306340	**51.96**	1.126	.250	P
6247	306342	**4.71**	1.181	.250	4
6280	306346	**18.57**	1.250	.313	2
6309	306354	**15.70**	1.250	.250	P
6323	306360	**7.12**	1.250	.250	1
6367	**- - - - -**	**....**	1.375	.250	3
6370	306368	**5.42**	1.375	.250	1
6371	306369	**10.14**	1.375	.250	P
6372	306370	**5.63**	1.375	.250	2
6373	306372	**8.39**	1.375	.250	4
6379	306374	**12.23**	1.375	.250	2
6383	306376	**18.62**	1.375	.250	4
6386	**- - - - -**	**....**	1.499	.250	2
6388	306384	**22.27**	1.375	.375	P
6391	306386	**9.61**	1.377	.250	5
6393	3063865	**23.24**	1.500	.313	P
.656" (21/32") Shaft					
6521	306424	**4.85**	1.124	.313	2
6541	**- - - - -**	**....**	1.250	.250	2
6556	**- - - - -**	**....**	1.375	.313	2
.669" (17mm) Shaft					
6595	306436	**....**	.999	.188	2
6728	306490	**21.24**	1.064	.250	2
6729	306492	**7.42**	1.064	.250	2
6806	306520	**5.84**	1.250	.250	1
6641	**- - - - -**	**....**	1.378	.276	4
6597	306438	**22.71**	1.573	.281	2
.688" (11/16") Shaft					
6720	306488	**8.48**	.999	.188	1
6738	306493	**7.08**	1.124	.190	2
6741	306494	**5.61**	1.124	.250	2
6743	306496	**22.52**	1.124	.250	2
6745	306498	**13.61**	1.124	.250	2
6759	306500	**8.94**	1.125	.250	1
6762	306502	**5.63**	1.187	.124	1
6763	306504	**....**	1.187	.188	2
6765	306506	**7.31**	1.250	.250	4
6767	306508	**7.29**	1.250	.313	2
6768	306510	**12.27**	1.250	.313	2
6814	**- - - - -**	**....**	1.375	.250	4
6816	306524	**5.88**	1.375	.313	2
6817	**- - - - -**	**....**	1.375	.313	2
6920	306536	**5.84**	1.375	.250	1
6935	306538	**7.95**	1.499	.250	2
6990	**- - - - -**	**....**	1.624	.250	4

ASK FOR QUANTITY DISCOUNT

Prices subject to change without notice.

SKF / CHICAGO RAWHIDE OIL SEALS

Package of 1

Generic is Decimal I.D. x O.D. Family is Decimal I.D. or Shaft Size

Seal O.D. is approximately .004 larger than its bore diameter of housing for press fit.

Oil Seal Number	Our Sequence Number	Per Each	Housing Diam.	Wide Inches	Seal Type
.750" (3/4") Shaft					
7408	306607	**$7.63**	1.000	.125	1
7410	306610	**5.40**	.999	.125	1
7411	306612	**7.19**	1.006	.125	1
7412	- - - - -	**....**	1.031	.313	--
7413	306616	**6.11**	1.062	.188	1
7414	306618	**7.95**	1.124	.188	2
7415	306620	**5.63**	1.124	.156	1
7417	306622	**17.37**	1.124	.188	2
7421	306626	**6.62**	1.187	.156	1
7434	306634	**17.28**	1.250	.250	P
7438	306636	**6.62**	1.250	.250	2
7439	306638	**5.84**	1.250	.188	2
7440	306640	**6.39**	1.250	.250	2
7443	306642	**5.24**	1.250	.250	4
7449	306644	**16.89**	1.250	.375	P
7450	306646	**14.46**	1.250	.250	2
7453	306648	**18.20**	1.250	.250	4
7455	306650	**....**	1.250	.250	4
7464	306652	**4.92**	1.250	.250	1
7465	306654	**18.94**	1.250	.313	4
7467	306656	**50.06**	1.249	.188	2
7469	306657	**6.18**	1.252	.188	2
7473	306658	**8.96**	1.260	.250	2
7474	306660	**6.85**	1.312	.250	2
7475	306662	**20.04**	1.312	.250	4
7477	- - - - -	**....**	1.259	.250	1
7478	- - - - -	**....**	1.250	.188	2
7481	306670	**14.73**	1.301	.250	1
7509	306685	**29.23**	1.375	.250	P
7512	306686	**7.31**	1.375	.250	2
7513	306688	**6.30**	1.375	.250	4
7515	306690	**16.18**	1.375	.250	2
7517	306692	**18.75**	1.375	.250	4
7533	306693	**10.11**	1.375	.250	4
7536	- - - - -	**....**	1.375	.250	1
7537	- - - - -	**....**	1.375	.250	1
7541	306698	**23.83**	1.416	.266	2
7550	306700	**7.47**	1.437	.250	1
7567	306704	**9.21**	1.499	.250	2
7571	306706	**5.98**	1.499	.250	1
7572	306708	**6.18**	1.499	.250	2
7573	306710	**7.45**	1.499	.250	4
7591	306714	**7.10**	1.575	.250	2
7623	306718	**17.58**	1.624	.250	2
7624	306719	**12.76**	1.624	.250	4
7627	306720	**8.09**	1.624	.250	2
7628	306722	**6.11**	1.624	.250	4
7636	306724	**9.15**	1.752	.250	2
7638	- - - - -	**....**	1.752	.250	4
7661	306728	**13.17**	1.828	.250	2
7690	306730	**8.89**	1.874	.250	2
7693	306732	**11.40**	2.047	.313	2
.762" Shaft					
7750	- - - - -	**....**	1.160	.250	2
.781" (25/32") Shaft					
7824	306754	**11.93**	1.375	.313	2
7829	306758	**4.25**	1.375	.313	2
7831	306760	**6.02**	1.375	.190	1
.781" (25/32") Shaft					
7849	306762	**....**	1.499	.313	2
7872	306764	**6.99**	1.624	.313	2
7889	- - - - -	**.....**	1.828	.250	2
8213	306846	**18.57**	1.752	.313	5
.787" (20mm) Shaft					
7740	306742	**6.80**	1.124	.188	2
7539	306697	**....!**	1.375	.250	3
.813" (1-3/16") Shaft					
8009	306809	**9.77**	1.063	.125	1
8013	- - - - -	**....**	1.187	.313	4
8017	- - - - -	**....**	1.250	.188	2
8019	306818	**5.98**	1.250	.375	2
8053	306822	**12.30**	1.375	.375	2
8060	306824	**10.09**	1.375	.375	2
8080	- - - - -	**....**	1.375	.234	2
8088	306828	**3.78**	1.499	.250	2
8178	306838	**19.28**	1.624	.250	2
8215	306848	**83.27**	1.752	.375	2
.844" (27/32") Shaft					
8485	306878	**9.35**	1.828	.313	4
.875" (7/8") Shaft					
8619	306924	**$10.18**	1.125	.125	1
8620	306926	**4.48**	1.125	.125	1
8621	306928	**20.82**	1.250	.250	2
8624	306930	**4.14**	1.250	.188	2
8625	306932	**7.03**	1.246	.188	1
8627	306934	**6.07**	1.251	.188	1
8631	306939	**16.27**	1.251	.188	1
8632	306940	**5.70**	1.255	.188	1
8634	306941	**31.85**	1.250	.250	P
8637	306942	**5.88**	1.308	.250	1
8645	306944	**5.88**	1.312	.250	1
8646	306946	**16.39**	1.375	.250	2
8648	306948	**7.08**	1.375	.250	2
8649	306950	**13.38**	1.308	.250	2
8660	306954	**6.27**	1.375	.250	P
8665	306956	**27.21**	1.375	.250	P
8677	306960	**5.17**	1.375	.188	1
8690	306966	**6.83**	1.437	.250	1
8691	306968	**10.46**	1.437	.250	2
8694	306969	**27.00**	1.497	.313	P
8698	306974	**20.71**	1.499	.313	--
8700	- - - - -	**....**	1.499	.250	2
8702	306984	**5.15**	1.499	.250	4
8703	306986	**9.77**	1.499	.313	2
8704	306988	**12.99**	1.499	.250	2
8707	306990	**20.00**	1.499	.250	4
8741	- - - - -	**....**	1.499	.250	1
8748	306994	**12.07**	1.502	.313	4
8749	306996	**13.35**	1.499	.453	6
8761	307000	**8.41**	1.562	.250	1
8763	- - - - -	**....**	1.575	.250	2
8772	- - - - -	**....**	1.575	.250	1
8782	307010	**9.06**	1.624	.250	4
8795	307012	**13.35**	1.624	.250	2
8796	307014	**9.42**	1.624	.250	2
8802	307024	**7.08**	1.624	.188	1
8821	- - - - -	**....**	1.752	.250	2
8842	307030	**10.20**	1.828	.250	2
8860	- - - - -	**....**	1.874	.250	2
8870	307038	**13.17**	2.000	.250	2
8885	307040	**19.44**	2.060	.359	--
.878" Shaft					
8891	307042	**20.13**	1.249	.188	--
.938" (15/16") Shaft					
9243	307074	**4.73**	1.375	.250	1
9244	307076	**8.27**	1.375	.250	4
9298	307080	**6.62**	1.499	.250	1
9303	307090	**7.17**	1.500	.250	2
9304	307092	**18.23**	1.500	.250	2
9307	- - - - -	**....**	1.624	.250	2
9308	307096	**18.09**	1.624	.250	2
9347	307098	**10.60**	1.752	.250	2
9354	307100	**8.18**	1.734	.250	1
9409	307110	**10.41**	1.828	.250	2
.950" Shaft					
9510	307126	**14.87**	2.060	.359	--
9520	- - - - -	**....**	1.358	.275	2
.969" (31/32") Shaft					
9604	- - - - -	**....**	1.406	.250	4
9611	307156	**12.16**	1.499	.313	2
9613	307158	**6.07**	1.499	.313	2
9646	307160	**....**	1.624	.250	2
9647	307162	**13.03**	1.624	.250	2
9663	- - - - -	**....**	1.686	.313	4
9664	307166	**8.55**	1.686	.313	2
9667	307168	**9.12**	1.752	.250	2
9681	307170	**5.76**	1.828	.313	2
9684	307172	**21.63**	1.828	.578	--
9688	307178	**13.65**	2.048	.375	2
.984" (63/64") Shaft					
9686	307174	**12.00**	1.499	.250	2
9700	307182	**11.35**	1.596	.250	P
9805	307230	**35.83**	1.752	.313	P
9888	307290	**23.05**	1.376	.313	2
1.000" (1") Shaft					
9814	307232	**7.77**	1.375	.250	P
9815	307234	**4.69**	1.250	.125	1
9818	307236	**5.03**	1.312	.125	1
9820	307238	**4.60**	1.375	.188	1
9822	307240	**9.61**	1.367	.313	2
9826	307242	**$6.69**	1.375	.250	2
9831	307246	**16.11**	1.375	.250	2
9833	- - - - -	**....**	1.437	.250	2
9835	307250	**6.99**	1.437	.250	1
9837	307254	**6.21**	1.437	.250	2
9838	307256	**7.35**	1.437	.250	4
9843	307260	**7.35**	1.499	.250	P
9847	307264	**11.33**	1.437	.250	4
9850	307266	**8.18**	1.496	.390	2
9852	307270	**13.24**	1.499	.250	2
9853	307272	**7.10**	1.510	.219	1
9854	307274	**17.88**	1.499	.250	2
9855	307276	**27.83**	1.499	.250	P
9858	307278	**19.63**	1.499	.250	P
9859	307280	**5.81**	1.499	.188	1
9863	307281	**10.34**	1.500	.250	P
9876	307282	**5.75**	1.499	.250	2
9878	307284	**5.24**	1.499	.250	4
9879	307286	**22.04**	1.499	.250	4
9889	307292	**27.00**	1.250	.531	--
9894	307294	**7.42**	1.561	.250	2
9900	307304	**8.41**	1.561	.250	1
9903	307306	**9.06**	1.575	.250	1
9907	307307	**10.16**	1.575	.313	4
9932	307312	**10.20**	1.624	.250	1
9934	307314	**7.26**	1.624	.250	2
9935	307316	**8.85**	1.624	.250	4
9937	307318	**19.63**	1.624	.250	2
9939	307320	**28.75**	1.624	.250	4
9960	307324	**12.36**	1.686	.250	2
9967	307328	**12.02**	1.752	.313	P
9982	- - - - -	**....**	1.752	.250	2
9983	307332	**26.71**	1.752	.250	4
9995	307336	**6.85**	1.752	.250	1
9997	307338	**10.07**	1.752	.250	2
9998	307340	**8.50**	1.752	.250	4
10034	307354	**9.49**	1.781	.469	1
10035	307356	**7.12**	1.781	.469	1
10046	- - - - -	**....**	1.828	.250	2
10049	307364	**10.85**	1.828	.250	2
10050	307366	**10.92**	1.828	.250	4
10071	307374	**13.70**	1.851	.250	2
10074	307376	**5.17**	1.851	.250	1
10075	307378	**5.33**	1.874	.250	2
10104	307392	**11.56**	1.938	.250	2
10111	307394	**25.51**	1.983	.250	4
10112	307396	**10.48**	1.938	.250	1
10114	307398	**11.31**	1.983	.313	4
10123	307402	**9.77**	2.000	.250	2
10124	307404	**9.51**	2.000	.250	4
10127	307405	**28.91**	2.000	.250	4
10128	307406	**16.80**	2.000	.250	2
10129	307408	**24.96**	2.000	.250	4
10131	307410	**10.89**	2.000	.313	P
10153	307412	**9.24**	2.000	.250	1
10157	307414	**15.24**	2.047	.250	4
10158	307416	**10.64**	2.062	.250	2
10169	- - - - -	**....**	2.250	.250	2
10172	- - - - -	**....**	2.250	.250	1
10178	307427	**20.91**	2.441	.375	4
1.063" (1-1/16") Shaft					
10515	307484	**6.69**	1.499	.250	2
10518	307486	**13.58**	1.499	.250	2
10581	- - - - -	**....**	1.561	.250	2
10583	307494	**10.30**	1.577	.250	2
10598	307496	**9.10**	1.624	.250	2
10632	307512	**13.74**	1.686	.250	2
10653	307514	**20.59**	1.752	.250	2
10681	307520	**8.48**	1.828	.250	2
10700	307532	**7.08**	1.874	.250	2
10728	307538	**13.74**	1.979	.250	2
10733	307539	**8.41**	1.983	.250	2
10740	307542	**9.15**	2.00	.250	2
10766	307548	**6.19**	2.062	.250	2
1.094" (1-3/32") Shaft					
10926	- - - - -	**....**	1.828	.438	1
1.102" Shaft					
10938	307566	**10.99**	1.732	.354	3
10956	307570	**11.51**	1.913	.315	--
10966	307575	**28.29**	1.890	.550	6

Prices subject to change without notice. **ASK FOR QUANTITY DISCOUNT**

SKF / CHICAGO RAWHIDE SEALS

Package of 1 Generic is Decimal I.D. x O.D. Family is Decimal I.D. or Shaft Size

Seal O.D. is approximately .004 larger than its bore diameter of housing for press fit.

Oil Seal Number	Our Sequence Number	Per Each	Housing Diam.	Wide Inches	Seal Type
1.125" (1-1/8") Shaft					
11050	307590	**$6.48**	1.375	.125	1
11052	307592	**13.38**	1.375	.125	1
11055	307594	**8.11**	1.438	.203	1
11060	307596	**6.87**	1.499	.188	1
11061	307598	**11.31**	1.499	.188	2
11065	307602	**22.96**	1.562	.188	1
11066	307604	**8.85**	1.561	.250	2
11067	307606	**8.32**	1.561	.250	2
11071	- - - - -	**....**	1.561	.250	2
11081	307614	**12.64**	1.562	.250	1
11082	307616	**7.81**	1.565	.250	2
11086	307620	**11.35**	1.575	.250	4
11111	307624	**9.49**	1.624	.250	2
11123	307626	**8.25**	1.624	.250	2
11124	307628	**6.41**	1.624	.250	4
11130	307630	**8.20**	1.624	.250	1
11133	307632	**18.06**	1.624	.250	2
11134	307634	**21.58**	1.624	.250	4
11136	307635	**13.88**	1.693	.250	4
11138	307638	**5.79**	1.752	.250	2
11139	307639	**25.60**	1.626	.250	P
11143	307642	**19.40**	1.630	.313	--
11144	307644	**15.81**	1.752	.250	2
11150	307646	**12.07**	1.750	.250	1
11161	307648	**8.66**	1.781	.250	1
11164	307650	**8.83**	1.781	.469	1
11170	307654	**12.36**	1.828	.250	2
11171	307656	**11.56**	1.828	.250	4
11172	307658	**22.34**	1.828	.250	2
11175	- - - - -	**....**	1.828	.250	4
11191	307662	**11.68**	1.828	.250	1
11197	307666	**5.47**	1.852	.313	3
11200	- - - - -	**....**	1.852	.313	5
11207	307676	**15.26**	1.874	.250	2
11208	307678	**22.75**	1.874	.250	4
11209	307680	**....**	1.874	.250	2
11223	307682	**9.51**	1.874	.250	4
11269	307690	**12.50**	1.938	.563	1
11284	307696	**19.65**	1.938	.625	1
11299	307698	**10.39**	1.983	.250	2
11334	307714	**10.18**	2.000	.250	1
11340	307718	**9.06**	2.000	.250	2
11343	307720	**7.63**	2.000	.375	4
11344	307722	**23.95**	2.000	.250	2
11352	307724	**11.47**	2.047	.250	1
11353	307725	**10.30**	2.047	.313	4
11366	307728	**5.02**	2.062	.313	2
11368	307730	**18.59**	2.062	.250	4
11372	307734	**9.88**	2.125	.313	2
11378	307740	**16.89**	2.250	.250	2
11392	307744	**13.49**	2.441	.250	2
1.156" (1-5/32") Shaft					
11512	307752	**28.84**	1.686	.313	4
11514	307754	**12.99**	1.752	.300	4
11518	- - - - -	**....**	1.686	.250	4
11524	307758	**7.29**	1.874	.250	2
11536	307759	**21.74**	1.875	.375	4
11544	307760	**9.47**	2.000	.250	2
11545	307761	**6.80**	2.000	.250	4
11550	307764	**20.27**	2.000	.250	2
11557	- - - - -	**....**	2.062	.313	2
1.175" Shaft					
11553	- - - - -	**....**	2.031	.500	2
11700	307830	**9.61**	1.771	.275	2
1.178" Shaft					
11650	- - - - -	**....**	2.073	.335	2
1.181" Shaft					
11612	307787	**17.12**	1.732	.276	4
11619	307793	**21.37**	1.772	1.732	--
1.188" (1-3/16") Shaft					
11585	307772	**5.17**	1.874	.375	2
11710	307838	**26.02**	1.561	.313	2
11711	- - - - -	**....**	1.687	.250	3
11728	307842	**11.54**	1.686	.250	2
11733	307850	**27.21**	1.716	.270	2
11734	307852	**7.58**	1.752	.250	2
11736	- - - - -	**....**	1.752	.250	2
11740	307856	**12.02**	1.828	.375	2
11763	307868	**18.11**	1.875	.250	2
11764	- - - - -	**....**	1.875	.250	2
11771	307870	**10.14**	1.996	.250	1
11776	307871	**12.13**	1.983	.250	2
11777	307872	**12.18**	1.983	.250	4
11800	307884	**....**	2.000	.250	2
11801	307886	**11.19**	2.000	.250	4
11806	307888	**16.18**	2.000	.250	2
11836	- - - - -	**....**	2.000	.250	1
11878	307898	**11.72**	2.062	.250	2
11879	- - - - -	**....**	2.062	.250	2
11907	307912	**9.06**	2.125	.313	2
11911	307914	**12.55**	2.165	.250	2
11914	307916	**8.62**	2.250	.250	2
11923	307920	**9.38**	2.437	.250	2
11930	307924	**7.91**	2.441	.250	2
1.190" Shaft					
11846	307896	**9.49**	1.996	.250	1
1.192" Shaft					
11899	307906	**16.89**	2.122	.350	--
1.219" (1-7/32") Shaft					
12131	307941	**16.36**	2.000	.438	3
1.221" (31mm) Shaft					
12301	307946	**16.32**	1.811	.315	4
1.234" (1-15/64") Shaft					
12590	308110	**12.20**	2.250	.250	2
1.250" (1-1/4") Shaft					
11096	307623	**10.64**	1.625	.188	1
12325	307948	**10.99**	1.624	.250	1
12327	307950	**16.27**	1.751	.290	--
12329	307952	**8.25**	1.625	.188	2
12330	307954	**5.29**	1.500	.125	1
12333	307956	**11.56**	1.687	.313	P
12334	307958	**10.87**	1.686	.188	1
12335	307960	**17.54**	1.687	.250	2
12336	307962	**9.15**	1.687	.250	2
12337	307964	**28.27**	1.687	.250	4
12339	307965	**34.13**	1.750	.250	P
12340	307966	**34.75**	1.752	.250	2
12343	307970	**35.78**	1.752	.250	4
12350	307974	**8.41**	1.687	.313	4
12355	- - - - -	**....**	1.752	.391	4
12360	307982	**10.07**	1.750	.250	P
12361	307984	**11.24**	1.752	.188	1
12363	307986	**9.42**	1.752	.250	2
12364	307988	**8.60**	1.752	.250	4
12369	307990	**10.00**	1.752	.250	1
12371	307994	**19.97**	1.752	.313	2
12375	307997	**11.72**	1.828	.188	1
12379	308000	**11.56**	1.874	.250	1
12382	308004	**10.96**	1.874	.250	2
12383	308006	**24.75**	1.874	.250	4
12384	308008	**7.38**	1.874	.250	2
12386	308010	**9.19**	1.874	.250	4
12391	308014	**9.84**	1.938	.250	2
12396	- - - - -	**....**	1.955	.250	4
12398	- - - - -	**.....**	1.968	.438	1
12399	308022	**14.80**	1.968	.469	1
12404	308032	**8.14**	1.979	.406	1
12407	308034	**6.21**	1.979	.250	1
12411	308036	**7.77**	1.979	.406	1
12427	308038	**10.60**	1.983	.250	2
12428	308040	**11.22**	1.983	.250	4
12432	308042	**....**	1.983	.250	2
12437	308044	**10.16**	1.983	.250	1
12438	308046	**34.18**	1.997	.438	P
1.250" (1-1/4") Shaft					
12445	308054	**20.36**	2.000	.250	2
12446	308056	**27.97**	2.000	.250	4
12456	308060	**8.73**	2.000	.250	2
12458	308062	**8.85**	2.000	.250	4
12459	308064	**31.23**	2.000	.625	6
12481	308068	**10.46**	2.000	.250	1
12483	308070	**21.53**	2.000	.438	2
12508	308082	**12.36**	2.062	.250	1
12530	308088	**16.18**	2.062	.438	3
12531	308090	**21.33**	2.062	.250	4
12536	308091	**15.31**	2.106	.469	5
12544	308094	**21.74**	2.125	.250	2
12545	308096	**8.32**	2.125	.250	2
12551	308100	**$12.07**	2.125	.250	4
12565	308102	**9.56**	2.125	.250	1
12577	308106	**12.50**	2.250	.250	2
12578	308107	**28.68**	2.250	.750	--
12582	- - - - -	**....**	2.250	.250	1
12609	308124	**22.25**	2.328	.500	P
12610	308126	**17.63**	2.327	.500	2
12611	308128	**16.59**	2.328	.500	1
12612	308130	**25.33**	2.374	.313	2
12613	308132	**15.47**	2.374	.313	2
12614	308134	**18.18**	2.374	.313	4
12621	308138	**17.63**	2.437	.250	2
12631	308140	**12.71**	2.441	.250	2
12637	308142	**18.18**	2.502	.313	2
12640	308144	**16.27**	2.502	.500	P
12660	308148	**19.08**	2.713	.469	3
12668	308150	**15.81**	2.835	.469	4
12678	308154	**10.75**	3.156	.500	3
1.260" (32mm) Shaft					
12747	308186	**15.05**	2.087	.276	4
12751	308189	**19.83**	2.126	.394	4
1.266" (1-17/64") Shaft					
12693	308160	**17.15**	1.689	.500	4
1.299" Shaft					
13005	308226	**16.29**	2.323	.669	--
1.301" Shaft					
12900	308218	**13.90**	1.969	.469	4
12905	308220	**13.12**	2.000	.438	4
12907	308222	**19.05**	2.046	.492	4
12925	308224	**13.24**	2.621	1.331	--
1.313" (1-5/16") Shaft					
13021	308234	**16.18**	1.828	.375	2
13027	308236	**15.12**	1.874	.375	4
13037	308237	**12.78**	2.000	.313	4
13050	308238	**5.01**	2.062	.313	2
13052	308240	**10.89**	2.062	.313	4
13054	308242	**19.49**	2.062	.313	2
13060	- - - - -	**....**	2.063	.250	1
13084	308250	**14.98**	2.106	.438	4
13092	308252	**6.55**	2.125	.313	2
13112	308264	**17.60**	2.250	.313	2
13157	- - - - -	**....**	2.282	.250	4
13165	- - - - -	**....**	2.281	.906	2
13168	308273	**13.19**	2.281	1.150	2
13246	- - - - -	**....**	2.620	1.281	2
1.328" (1-21/64") Shaft					
13350	308300	**....**	2.061	.313	2
13415	308310	**11.45**	2.031	.313	2
13418	308312	**21.97**	2.227	.313	2
13419	308314	**24.45**	2.312	.433	2
1.339" Shaft					
13439	308327	**9.49**	2.125	.354	--
13478	308337	**11.08**	2.480	.610	4
1.344" (1-11/32") Shaft					
13421	308316	**13.05**	2.106	.313	2
13437	308324	**16.43**	2.125	.313	2
1.350" Shaft					
13492	308338	**22.45**	2.571	.540	2
1.359" (1-23/64") Shaft					
13499	308340	**36.86**	2.188	.375	--
1.362" Shaft					
13500	308350	**....**	2.191	.250	2
1.365" Shaft					
13598	308428	**....**	2.081	.313	2
13985	308642	**10.69**	1.956	.438	2
13700	308498	**9.73**	2.261	.313	2
1.375" (1-3/8") Shaft					
13509	308353	**16.73**	1.750	.197	1
13510	308354	**29.88**	1.828	.250	4
13511	308356	**22.29**	1.873	.313	2
13512	308358	**11.47**	1.874	.250	2
13514	308359	**16.13**	1.750	.250	2
13527	308360	**....**	1.953	.500	4
13529	308362	**8.92**	1.750	.197	1
13533	308364	**9.12**	1.834	.188	1

Continued on next page

SKF / CHICAGO RAWHIDE OIL SEALS

Package of 1 Generic is Decimal I.D. x O.D. Family is Decimal I.D. or Shaft Size

Seal O.D. is approximately .004 larger than its bore diameter of housing for press fit.

Oil Seal Number	Our Seq. Number	Per Each	Housing Diam.	Width Inches	Seal Type
1.375" (1-3/8") Shaft					
13534	308366	**$9.03**	1.874	.250	2
13535	308368	**17.33**	1.874	.313	4
13536	308370	**11.88**	1.835	.250	2
13537	308372	**9.38**	1.828	.313	2
13538	308374	**18.09**	1.874	.250	2
13543	308382	**....**	1.874	.188	1
13545	308384	**9.91**	1.874	.250	1
13548	308388	**10.66**	1.874	.250	1
13552	308390	**21.93**	1.938	.250	4
13556	308392	**13.88**	1.938	.250	1
13557	308394	**11.10**	1.983	.313	2
13562	308400	**17.37**	2.000	.313	4
13568	308404	**9.15**	2.000	.313	2
13569	308406	**10.73**	2.000	.313	4
13571	308408	**15.08**	2.000	.313	3
13573	308410	**8.87**	2.000	.250	1
13579	308412	**17.08**	2.000	.313	2
13581	308414	**32.57**	2.000	.313	4
13582	308416	**19.97**	2.062	.313	2
13585	308418	**7.86**	2.062	.313	2
13588	308420	**13.74**	2.062	.313	4
13596	308426	**9.29**	2.063	.250	2
13602	308438	**15.72**	2.106	.313	4
13612	308442	**15.61**	2.106	.250	1
13614	308444	**12.30**	2.106	.313	2
13649	308452	**12.00**	2.125	.313	2
13661	308458	**25.92**	2.125	.313	4
13662	308460	**11.88**	2.125	.250	1
13663	308462	**19.60**	2.125	.313	2
13671	308472	**9.81**	2.250	.313	2
13676	308474	**15.86**	2.250	.313	4
13685	308480	**24.28**	2.250	1.188	--
13688	308482	**21.67**	2.250	.313	2
13689	- - - - -	**....**	2.250	.250	1
13691	308488	**20.68**	2.250	.313	4
13698	308494	**16.02**	2.250	.250	4
13710	308500	**21.72**	2.282	.250	1
13711	308502	**16.80**	2.328	.406	1
13734	308504	**21.49**	2.374	.313	2
13738	308506	**11.68**	2.374	.313	2
13739	308508	**12.50**	2.374	.313	4
13750	3085095	**12.04**	2.162	.578	--
13758	308510	**10.27**	2.374	.250	1
13796	308518	**10.04**	2.437	.250	1
13797	308520	**7.12**	2.437	.250	2
13807	308534	**39.71**	2.438	.250	7
13810	308535	**12.25**	2.441	.313	2
13812	308536	**16.82**	2.441	.313	4
13839	308540	**15.54**	2.500	.321	--
13862	308544	**....**	2.502	.250	1
13865	308546	**14.80**	2.502	.313	2
13867	308547	**21.81**	2.502	.313	2
13869	308549	**14.75**	2.250	.313	2
13875	308550	**....**	2.562	.375	2
13876	308552	**14.53**	2.562	.375	4
13878	308554	**22.06**	2.562	.375	4
13882	308556	**....**	2.623	.313	4
13892	308558	**16.87**	2.686	.500	2
13900	308568	**15.61**	2.716	.313	2
13912	308571	**....**	2.812	.375	5
13916	308572	**32.50**	2.835	.594	--
13918	308574	**13.38**	2.835	.313	4
13920	308576	**11.19**	2.835	.313	2
13925	308581	**19.97**	2.835	.313	4
13929	308583	**14.57**	2.835	.313	4
13934	308585	**21.72**	3.350	.469	3
13936	308586	**19.95**	3.125	.500	3
13937	308587	**22.94**	3.000	.500	5
1.378" (35mm) Shaft					
13911	308570	**....**	1.614	.359	1
13926	308582	**36.20**	2.835	.313	4
13931	3085832	**14.78**	1.890	.591	4
13943	308592	**38.75**	1.969	.275	2
13953	308604	**14.94**	2.097	.313	4
13958	308611	**32.84**	1.983	1.549	--
13959	308612	**28.06**	2.240	.875	--
1.399" Shaft					
13988	308646	**17.65**	2.252	.313	4
13990	308648	**....**	2.292	.500	4
13992	308650	**5.15**	2.292	.469	4
13995	308652	**15.15**	2.292	.500	6
1.414" Shaft					
14045	308676	**....**	2.360	.344	2

Oil Seal Number	Our Sequence Number	Per Each	Housing Diam.	Width Inches	Seal Type
1.417" (36mm) Shaft					
14008	308661	**$22.62**	1.929	.276	4
14092	308692	**13.63**	2.616	.313	2
1.438" (1-7/16") Shaft					
14208	308694	**25.17**	1.874	.250	P
14209	308696	**....**	2.000	.125	1
14211	308698	**22.13**	2.003	.313	P
14212	308700	**19.42**	2.062	.313	2
14214	308702	**8.96**	2.062	.313	4
14223	308706	**14.57**	2.125	.313	2
14225	308708	**23.47**	2.125	.313	4
14247	308710	**9.95**	2.250	.313	4
14257	308712	**11.47**	2.250	.250	1
14259	308714	**20.89**	2.250	.313	4
14260	308716	**19.63**	2.250	.313	2
14262	308718	**....**	2.250	.313	2
14282	3087201	**15.31**	2.374	.313	2
14359	3087279	**....**	2.437	.250	1
14363	3087283	**....**	2.437	.313	2
14381	3087302	**15.21**	2.484	.550	2
14383	3087305	**....**	2.502	.313	2
14404	3087329	**....**	2.623	.313	2
14423	3087349	**13.79**	2.686	.313	2
14458	3087384	**13.81**	2.750	.313	2
1.457" (37mm) Shaft					
14600	308747	**10.78**	2.047	.328	--
1.469" (1-15/32") Shaft					
14641	308751	**15.21**	2.374	.375	4
1.473" Shaft					
14631	308749	**36.61**	1.971	.563	--
1.479" Shaft					
14700	308756	**....**	2.563	.470	1
1.484" (1-31/64") Shaft					
14907	308884	**21.12**	2.254	.313	2
1.494" Shaft					
14789	308812	**10.76**	2.060	.270	2
14896	308874	**40.17**	2.187	.500	7
1.496" (38mm) Shaft					
14738	308777	**21.17**	2.323	.354	4
14749	308784	**22.22**	2.480	.395	--
14758	3087864	**10.89**	2.559	.394	--
14773	308799	**13.97**	1.937	.354	4
14775	308802	**....**	2.047	.236	--
1.500" (1-1/2") Shaft					
14804	308813	**12.36**	1.874	.188	1
14807	308814	**7.68**	1.874	.250	2
14808	308815	**21.51**	1.874	.188	1
14809	308816	**52.12**	1.918	.250	2
14810	308818	**8.76**	1.874	.250	1
14816	308820	**7.61**	1.938	.250	1
14821	308821	**23.67**	1.983	.250	2
14832	308822	**15.31**	1.983	.313	2
14840	308824	**7.68**	1.983	.188	1
14844	308826	**22.22**	1.997	.250	P
14846	308828	**10.99**	2.000	.313	4
14848	308830	**15.81**	1.989	.250	--
14855	308836	**6.85**	2.000	.313	2
14857	308838	**11.58**	2.000	.250	1
14858	308840	**13.86**	2.048	.313	4
14861	308842	**20.13**	2.000	.313	2
14863	308844	**9.19**	2.062	.210	1
14864	308846	**6.62**	2.062	.313	2
14867	308850	**18.71**	2.062	.313	2
14868	308852	**22.80**	2.064	.375	P
14872	308854	**67.11**	2.125	.250	3
14875	308858	**11.68**	2.125	.313	2
14876	308860	**10.73**	2.125	.313	4
14886	308870	**....**	2.125	.313	2
14887	308872	**26.18**	2.125	.313	4
14898	308880	**9.29**	2.192	.250	1
14903	308882	**....**	2.222	.313	2
14935	308890	**21.47**	2.250	.313	2
14938	308892	**9.24**	2.250	.313	2
14939	308894	**10.66**	2.250	.313	4
14940	308896	**....**	2.250	.313	2
14942	308898	**....**	2.250	.313	4
14960	308902	**9.68**	2.250	.250	1
14966	308906	**9.86**	2.254	.250	1
14968	308908	**....**	2.260	.406	2
14970	308910	**18.02**	2.286	.270	7
14971	308912	**20.20**	2.286	.420	7

Oil Seal Number	Our Sequence Number	Per Each	Housing Diam.	Width Inches	Seal Type
14972	308914	**$11.72**	2.328	.500	1
14974	308916	**9.35**	2.328	.500	1
14975	308918	**12.69**	2.328	.390	1
14977	308920	**21.10**	2.328	.500	P
14978	308922	**13.79**	2.372	.375	--
14979	308923	**....**	2.311	.500	P
14992	308926	**20.27**	2.374	.313	2
14994	308928	**35.53**	2.374	.313	4
15004	308934	**10.41**	2.374	.313	2
15005	308936	**6.16**	2.374	.313	4
15032	308940	**10.82**	2.374	.250	1
15039	308944	**16.41**	2.374	.400	3
15041	308946	**3.77**	2.377	.453	4
15076	308950	**16.00**	2.437	.313	2
15080	308952	**14.34**	2.437	.250	1
15092	308958	**16.04**	2.441	.313	2
15093	308960	**14.43**	2.441	.313	4
15097	308962	**....**	2.441	.313	2
15120	308976	**....**	2.502	.625	--
15138	308978	**20.36**	2.502	.313	2
15141	308980	**7.03**	2.502	.313	2
15142	308982	**8.50**	2.502	.313	4
15160	308986	**13.19**	2.502	.250	1
15174	308994	**21.01**	2.462	.290	7
15176	308996	**13.86**	2.561	.313	2
15190	309000	**11.72**	2.623	.250	1
15194	309002	**18.59**	2.623	.313	2
15204	309014	**20.06**	2.716	.438	2
15207	309016	**18.62**	2.686	.500	2
15209	309018	**18.43**	2.716	.250	1
15214	309020	**19.44**	2.750	.313	2
15230	309024	**10.14**	2.758	.313	2
15234	309026	**12.07**	2.835	.313	2
15235	309028	**14.80**	2.875	.313	2
15240	309032	**...**	2.996	.500	3
15241	309033	**21.56**	3.000	.375	4
15250	309036	**151.23**	3.125	.625	--
1.504" Shaft					
15270	309042	**13.24**	1.937	.475	--
1.516" (1-33/64") Shaft					
15292	3090444	**9.30**	2.283	.438	4
1.524" Shaft					
15315	309046	**15.97**	2.656	.404	4
15343	309054	**9.75**	2.374	.500	3
15376	309060	**20.50**	2.714	.500	2
1.535" (39mm) Shaft					
15310	309049	**12.46**	2.244	.669	--
15312	309050	**23.70**	2.244	.844	--
15372	309055	**16.29**	2.323	.669	--
1.552" Shaft					
15440	309064	**32.59**	2.447	.500	4
15450	309072	**....**	2.502	.500	4
15460	309074	**15.67**	2.686	.500	2
15462	309076	**21.37**	2.750	.500	5
15788	309180	**22.75**	3.160	.665	--
1.557" Shaft					
15463	3090761	**24.75**	2.248	.512	--
1.563" (1-9/16") Shaft					
15506	3090807	**29.97**	2.062	.250	2
15508	309086	**15.01**	2.062	.250	2
15509	309088	**14.36**	2.062	.203	1
15517	309094	**15.38**	2.125	.313	2
15518	309096	**17.37**	2.125	.313	4
15522	309098	**10.34**	2.250	.313	2
15530	309099	**21.93**	2.237	.290	7
15532	309100	**13.24**	2.250	.250	1
15535	309102	**8.89**	2.250	1.520	--
15540	309104	**....**	2.374	.313	2
15542	309106	**13.15**	2.374	.313	2
15543	309108	**....**	2.374	.313	4
15544	309110	**12.92**	2.374	.250	1
15546	309112	**11.40**	2.372	.350	--
15549	309114	**32.77**	2.374	.313	4
15592	309118	**16.71**	2.437	.313	2
15620	309132	**15.10**	2.441	.500	4
15635	309134	**12.53**	2.502	.313	4
15649	309136	**....**	2.502	.250	1

Continued on next page

SKF / CHICAGO RAWHIDE OIL SEALS

Package of 1

Generic is Decimal I.D. x O.D. Family is Decimal I.D. or Shaft Size

Seal O.D. is approximately .004 larger than its bore diameter of housing for press fit.

Oil Seal Number	Our Sequence Number	Per Each	Housing Diam.	Width Inches	Seal Type
1.563" (1-9/16") Shaft					
15655	309138	**$14.62**	2.502	.313	2
15656	309140	**....**	2.502	.313	2
15660	309142	**18.32**	2.531	.500	7
15677	309146	**15.17**	2.561	.313	2
15692	309147	**....**	2.620	.906	2
15699	309148	**19.42**	2.623	.313	2
15707	309160	**13.35**	2.686	.313	2
15719	309162	**....**	2.687	.250	1
15730	309164	**13.90**	2.686	.375	1
15748	309167	**....**	2.716	.469	3
15761	309172	**14.64**	2.750	.500	3
15773	309176	**12.04**	2.875	.313	2
15779	309177	**17.67**	2.875	.313	4
1.575" (40mm) Shaft					
15746	309166	**10.34**	2.165	.328	--
15750	309168	**....**	2.283	.354	4
15753	309169	**16.89**	2.520	.472	4
15800	309186	**....**	2.047	.276	4
15802	309187	**9.33**	2.047	.260	--
15849	309211	**22.25**	2.520	.688	4
1.578" (1-37/64") Shaft					
15510	309090	**11.54**	2.082	.250	2
15557	309116	**10.06**	2.408	.313	5
1.594" (1-19/32") Shaft					
15915	309246	**14.73**	2.125	.313	2
15940	309248	**20.36**	2.437	.313	2
15955	309250	**16.94**	2.437	.313	2
15960	309252	**12.82**	2.502	.313	2
15968	309254	**16.55**	2.623	.313	2
15975	....	**....**	2.758	.313	2
1.609" (1-39/64") Shaft					
16020	309268	**14.11**	1.906	.250	1
1.614" (41mm) Shaft					
16036	3092711	**11.86**	2.165	.275	--
1.618" Shaft					
16040	309272	**25.07**	2.531	.438	4
16404	309274	**6.21**	2.575	.500	5
1.625" (1-5/8") Shaft					
16039	3092713	**23.33**	2.000	.250	2
16045	309275	**22.55**	2.125	.250	P
16046	309276	**10.39**	2.000	.250	2
16047	309277	**10.94**	2.116	.313	4
16048	309278	**19.56**	2.125	.250	2
16049	309280	**17.70**	2.250	.375	2
16054	309284	**10.60**	2.125	.250	2
16055	309286	**11.22**	2.125	.250	1
16062	309292	**6.44**	2.248	.313	4
16064	309294	**23.12**	2.328	.438	TL2
16065	309296	**16.92**	2.250	.250	1
16069	309298	**7.22**	2.328	.438	1
16072	309302	**14.85**	2.374	.313	3
16077	309306	**16.85**	2.374	.313	2
16078	309308	**29.23**	2.250	.313	2
16079	309310	**13.74**	2.374	.500	3
16083	309311	**13.42**	2.282	.313	2
16084	309312	**9.08**	2.374	.313	2
16085	309314	**9.26**	2.374	.313	4
16091	309316	**14.66**	2.374	.313	4
16092	309318	**14.69**	2.374	.250	1
16095	309320	**11.97**	2.375	.250	1
16115	309331	**24.41**	2.375	.395	4
16119	309336	**19.77**	2.437	.313	2
16120	309338	**23.37**	2.437	.313	4
16128	3093385	**9.77**	2.437	.313	4
16168	309340	**13.17**	2.437	.250	1
16180	309346	**10.34**	2.441	.313	2
16189	309350	**26.50**	2.441	.625	--
16201	309360	**14.13**	2.440	.313	4
16204	309362	**40.86**	2.443	.640	--
16242	309365	**....**	2.502	.250	3
16243	309366	**....**	2.502	.313	4
16245	309368	**11.93**	2.502	.313	2
16246	309370	**9.10**	2.502	.313	4
16247	309372	**16.06**	2.502	.313	4
16254	309376	**$....**	2.502	.375	5
16270	309378	**11.47**	2.502	.250	1
16285	309383	**10.73**	2.562	.250	1
16286	309384	**14.64**	2.462	.250	7
16289	309386	**12.02**	2.562	.438	1
16290	309388	**34.89**	2.562	.313	4
16314	309400	**14.57**	2.623	.313	2
16315	309402	**13.56**	2.623	.313	4
16316	309404	**....**	2.623	.313	2
16322	309406	**16.00**	2.623	.250	1
16337	309412	**8.55**	2.686	.313	2
16338	309413	**23.14**	2.686	.313	2
16342	309415	**18.02**	2.722	.406	--
16362	309416	**18.41**	2.750	.250	1
16364	309418	**15.97**	2.750	.250	2
16368	309420	**14.16**	2.750	.313	3
16384	309424	**29.60**	2.781	.313	1
16386	309426	**18.09**	2.835	.469	3
16406	309434	**20.57**	2.875	.313	2
16422	309436	**18.96**	3.000	.313	3
16431	309438	**21.51**	3.062	.500	3
1.645" Shaft					
16500	3094526	**17.54**	2.656	.313	4
1.654" (42mm) Shaft					
16506	309455	**11.19**	2.213	.236	1
16524	309466	**30.13**	2.520	.472	--
16542	309473	**19.65**	2.551	.531	--
16901	309575	**21.33**	2.520	.390	4
1.656" (1-21/32") Shaft					
16532	309471	**14.82**	2.502	.500	3
16545	309474	**29.30**	2.623	.375	4
1.660" Shaft					
16520	309464	**11.86**	2.440	.594	1
1.673" Shaft					
16599	309488	**8.55**	2.162	.290	--
1.688" (1-11/16") Shaft					
16650	309494	**19.05**	2.279	.500	3
16657	309498	**11.31**	2.328	.313	4
16659	309500	**10.89**	2.328	.531	--
16667	309504	**7.56**	2.328	.500	1
16669	309505	**11.84**	2.374	.313	4
16679	309506	**10.87**	2.437	.313	2
16680	309508	**9.88**	2.437	.313	4
16692	309512	**13.61**	2.437	.250	2
16696	309514	**30.77**	2.437	.469	2
16719	309526	**13.28**	2.502	.313	2
16725	309528	**....**	2.502	.835	--
16735	309530	**14.57**	2.551	.470	4
16743	309532	**12.53**	2.502	.281	1
16754	309536	**16.75**	2.562	.250	1
16757	309538	**15.05**	2.605	.245	1
16805	309548	**17.70**	2.623	.531	4
16811	309550	**23.58**	2.623	.375	1
16816	309552	**16.48**	2.623	.500	2
16817	309554	**26.11**	2.623	.500	4
16818	309556	**20.41**	2.650	.290	7
16820	309558	**27.40**	2.688	.250	7
16842	309560	**12.34**	2.686	.313	2
16854	309562	**13.58**	2.716	.313	2
16871	309564	**....**	2.502	.500	4
16900	309574	**19.86**	2.750	.313	2
16903	309576	**19.77**	2.750	.375	4
16904	309578	**76.90**	2.760	.974	7
16945	309584	**26.66**	2.623	.500	2
16960	309586	**16.98**	2.835	.469	4
16999	309588	**15.42**	2.874	.313	2
17035	309600	**....**	3.061	.375	2
17038	309601	**25.95**	3.125	.375	4
1.704" (1-45/64") Shaft					
17100	309610	**17.79**	3.034	.500	4
1.709" (43.4mm) Shaft					
17106	309614	**21.58**	2.209	.355	--
17107	309615	**34.89**	2.209	.355	--
1.719" (1-23/32") Shaft					
17136	309623	**$20.55**	2.623	.500	3
17146	309628	**10.18**	2.561	.500	1
1.730" Shaft					
17110	309616	**20.75**	2.336	.470	--
17115	309618	**16.87**	2.336	.250	--
1.732" (44mm) Shaft					
17147	309629	**5.95**	2.441	.315	--
1.734" (1-47/64") Shaft					
17131	309622	**7.66**	2.449	.250	1
17145	309627	**29.39**	2.726	.512	1
17187	309644	**....**	2.401	.210	1
17815	309962	**14.92**	2.328	.270	1
1.739" Shaft					
17190	309650	**....**	2.812	.594	4
17727	309892	**23.51**	3.000	.500	4
1.747" Shaft					
17458	309777	**....**	2.623	.365	2
1.750" (1-3/4") Shaft					
17227	309658	**19.17**	2.125	.188	2
17231	309664	**11.86**	2.250	.313	2
17234	309668	**19.63**	2.250	.313	2
17240	309670	**9.06**	2.250	.188	1
17261	309674	**32.20**	2.374	.313	4
17271	309680	**10.43**	2.374	.438	--
17270	309678	**10.89**	2.374	.313	2
17271	309680	**10.43**	2.374	.313	4
17277	309682	**10.87**	2.374	.250	1
17280	309684	**16.98**	2.411	.375	2
17283	309686	**32.29**	2.437	.313	2
17284	309688	**32.29**	2.437	.313	2
17285	309690	**13.77**	2.437	.313	4
17292	309696	**....**	2.437	.313	2
17293	309698	**32.82**	2.437	.313	4
17310	309708	**11.68**	2.437	.250	1
17315	309710	**17.56**	2.441	.313	2
17320	309714	**33.78**	2.441	.375	4
17340	309716	**16.87**	2.441	.250	1
17341	309718	**29.88**	2.441	.240	1
17359	309722	**12.92**	2.441	.469	1
17374	309728	**19.08**	2.502	.500	P
17379	309730	**21.14**	2.502	.313	2
17381	309732	**18.71**	2.502	.313	4
17385	309733	**....**	2.502	.313	2
17386	309734	**15.90**	2.502	.313	2
17387	309736	**14.78**	2.502	.313	4
17392	309740	**10.18**	2.502	.250	1
17395	309742	**49.87**	2.502	.375	5
17404	309756	**12.18**	2.561	.313	2
17406	309758	**12.73**	2.562	.500	1
17413	309762	**13.35**	2.565	.313	4
17415	309764	**10.60**	2.561	.250	1
17442	309768	**10.43**	2.623	.313	2
17443	309770	**12.64**	2.623	.313	4
17444	309772	**50.79**	2.623	.313	2
17448	309774	**26.59**	2.623	.313	4
17456	309776	**....**	2.623	.375	3
17461	309778	**17.60**	2.623	.250	1
17484	309784	**10.04**	2.686	.313	2
17485	309785	**22.09**	2.718	.294	7
17488	309786	**18.04**	2.716	.250	1
17523	309800	**13.86**	2.750	.250	1
17544	309802	**14.16**	2.750	.250	1
17557	309808	**15.38**	2.750	.313	2
17558	309810	**34.68**	2.750	.313	2
17599	309812	**25.97**	2.750	.484	1
17605	309822	**15.97**	2.758	.313	2
17607	309824	**18.57**	2.717	.438	4
17617	309830	**9.12**	2.718	.359	1
17618	309832	**21.03**	2.718	.359	--
17620	309834	**29.10**	2.786	.294	7
17624	309836	**14.18**	2.810	.313	4
17627	309838	**25.95**	2.810	.313	4
17633	309840	**8.46**	2.830	.375	1
17645	309844	**16.73**	2.875	.375	5

Continued on next page

SKF / CHICAGO RAWHIDE OIL SEALS

Package of 1 Generic is Decimal I.D. x O.D. Family is Decimal I.D. or Shaft Size

Seal O.D. is approximately .004 larger than its bore diameter of housing for press fit.

Oil Seal Number	Our Sequence Number	Per Each	Housing Diam.	Width Inches	Seal Type
1.750" (1-3/4") Shaft					
17653	309848	**$10.34**	2.874	.313	2
17657	309850	**....**	2.875	.313	2
17671	309852	**13.35**	2.875	.250	1
17674	309856	**....**	2.875	.500	--
17675	309858	**11.57**	2.981	.438	5
17678	3098589	**13.31**	2.997	.313	5
17695	309864	**15.54**	2.997	.313	2
17699	309866	**24.18**	3.000	.313	4
17702	309876	**13.10**	3.000	.250	1
17707	309878	**22.94**	3.000	.313	2
17709	309880	**29.44**	3.000	.313	2
17716	309884	**18.39**	3.061	.313	2
17718	3098848	**14.75**	3.061	.375	4
17720	309885	**19.90**	3.062	.485	6
17722	309887	**15.84**	3.061	.484	--
17724	309889	**25.97**	3.149	.290	--
17726	309890	**33.53**	3.154	.313	2
17746	309894	**16.94**	3.189	.313	2
17751	309902	**136.52**	3.371	.625	--
17756	309906	**22.20**	3.543	.438	2
17761	309912	**27.12**	3.625	.438	2
17771	309923	**18.41**	3.937	.313	4
1.766" (1-49/64") Shaft					
17286	309692	**8.96**	2.412	.375	4
17775	309925	**22.04**	2.412	.370	4
1.768" Shaft					
17780	309928	**27.10**	2.363	.313	5
1.770" Shaft					
17781	309930	**27.37**	2.364	.427	4
1.772" (45mm) Shaft					
17787	309935	**20.16**	2.500	.432	4
17788	309936	**17.86**	2.480	.294	--
17789	309938	**7.95**	2.520	.354	--
17799	309948	**77.45**	3.346	.740	--
1.781" (1-25/32") Shaft					
17802	309956	**22.68**	2.126	.250	1
17806	309958	**24.02**	2.252	.313	4
17810	309960	**15.54**	2.502	.313	3
17811	309961	**24.61**	2.502	.313	3
17821	309964	**17.31**	2.623	.313	2
17832	309968	**13.74**	2.686	.313	2
17851	309975	**16.36**	2.748	.500	3
1.787" (45.4mm) Shaft					
17849	309974	**23.99**	3.234	.335	2
1.797" (1-51/64") Shaft					
17836	309970	**14.82**	2.725	.516	1
1.813" (1-13/16") Shaft					
18024	3100019	**16.73**	3.092	.469	4
18025	310002	**....**	2.279	.313	2
18030	310005	**16.92**	2.408	.300	7
18039	310006	**17.81**	2.437	.313	2
18049	310010	**69.84**	2.562	.313	4
18050	310012	**16.50**	2.562	.438	1
18100	310026	**18.34**	2.623	.500	2
18104	310028	**11.79**	2.623	.313	2
18114	310030	**16.25**	2.686	.313	4
18127	310032	**29.62**	2.719	.270	--
18159	310036	**8.96**	2.750	.313	2
18190	310040	**14.44**	2.777	.432	--
18242	310052	**11.81**	2.875	.313	2
18259	310058	**97.98**	3.003	.892	--
18264	310060	**14.02**	3.000	.375	4
18833	310268	**16.02**	3.001	.563	--
1.825" Shaft					
18055	310014	**18.91**	2.623	.250	1
18149	310034	**12.89**	2.750	.484	1
18415	310076	**....**	2.570	.250	1
1.844" (1-27/32") Shaft					
18412	310075	**18.29**	2.502	.375	4
18425	310078	**15.56**	2.623	.313	2
18444	310084	**....**	2.750	.313	2
18446	310085	**9.48**	2.750	.375	4
1.850" (47mm) Shaft					
18454	310088	**17.95**	2.520	.550	--
18465	310091	**20.71**	2.598	.433	--
1.868" Shaft					
18492	310100	**21.14**	2.518	.315	4
1.873" Shaft					
18630	310167	**$22.48**	2.715	.281	7
1.875" (1-7/8") Shaft					
18536	310110	**18.23**	2.318	.203	4
18543	310112	**....**	2.401	.275	1
18544	310113	**....**	2.561	.600	4
18545	310114	**11.28**	2.471	.313	4
18546	310116	**17.03**	2.562	.313	4
18548	310118	**19.77**	2.561	.600	4
18549	310120	**15.12**	2.398	.250	2
18551	310124	**....**	2.938	.250	--
18555	310126	**18.18**	2.500	.313	2
18558	310130	**8.41**	2.502	.250	1
18562	310134	**17.97**	2.562	.313	2
18565	310136	**10.62**	2.502	.313	2
18580	310138	**10.09**	2.623	.313	2
18581	310140	**10.43**	2.623	.313	4
18582	310142	**....**	2.623	.313	2
18584	310146	**32.52**	2.623	.313	4
18591	310148	**15.79**	2.623	.250	1
18592	310150	**22.18**	2.623	.374	2
18603	310164	**14.62**	2.628	.328	1
18626	310166	**18.25**	2.686	.313	2
18640	310170	**18.18**	2.721	.266	1
18652	310173	**31.90**	2.750	.313	2
18657	310174	**7.64**	2.750	.313	2
18658	310176	**14.46**	2.750	.313	4
18659	310178	**10.60**	2.750	.250	1
18662	310180	**27.79**	2.750	.500	--
18666	310182	**19.97**	2.750	.313	2
18671	310186	**21.51**	2.758	.313	2
18676	310188	**32.18**	2.758	.531	6
18677	310190	**....**	2.758	.656	2
18679	310192	**16.48**	2.758	.313	2
18692	310202	**8.57**	2.760	.400	2
18693	310204	**15.70**	2.782	.438	3
18695	310208	**34.04**	2.782	.438	5
18697	310210	**11.28**	2.804	.300	--
18704	310222	**12.76**	2.780	.250	1
18708	310224	**22.13**	2.813	.500	4
18731	310228	**23.40**	2.877	.375	--
18732	310230	**25.05**	2.875	.313	2
18733	310232	**15.63**	2.875	.313	2
18734	310234	**15.31**	2.875	.313	4
18737	310236	**25.12**	2.875	.313	4
18750	310240	**....**	2.875	.250	1
18765	310242	**11.81**	2.903	.424	--
18771	310243	**21.33**	2.752	.570	--
18772	310244	**8.68**	2.965	.234	1
18785	310246	**18.02**	2.997	.313	2
18808	310256	**14.75**	2.997	.250	1
18817	310260	**17.60**	3.000	.313	2
18818	310262	**31.72**	3.000	.313	2
18823	310264	**19.31**	3.000	.250	1
18872	310270	**16.18**	3.061	.313	4
18879	310271	**....**	3.125	.313	4
18880	310272	**....**	3.105	.500	4
18881	310274	**13.61**	3.150	.930	--
18888	310276	**....**	3.160	.531	--
18889	310277	**22.71**	3.150	.250	1
18891	310278	**19.79**	3.160	.770	--
18896	310279	**20.20**	3.160	.695	--
18899	310280	**17.10**	3.189	.469	3
18912	310290	**39.02**	3.105	.500	2
18916	310292	**19.35**	3.371	.438	3
18922	310294	**16.94**	3.249	.484	4
18924	- - - - -	**....**	3.496	.438	4
18926	310297	**21.79**	3.500	.438	2
18948	310298	**40.73**	3.744	.500	3
1.886" Shaft					
18990	310330	**20.75**	2.561	.250	1
18992	310334	**4.70**	2.700	.550	4
1.890" (1-57/64") Shaft					
18959	310299	**16.27**	2.520	.540	--
18964	310306	**9.49**	2.436	.945	--
1.893" Shaft					
19000	310344	**17.67**	2.434	.250	2
1.906" (1-29/32") Shaft					
19017	- - - - -	**....**	2.752	.375	4
19062	310356	**27.19**	3.189	.313	4
1.915" Shaft					
19010	- - - - -	**....**	2.533	.250	2
1.929" (49mm) Shaft					
19090	310357	**$22.52**	2.441	.315	--
19100	310358	**14.34**	2.843	.315	--
19200	310360	**11.05**	2.520	.492	--
1.938" (1-15/16") Shaft					
19013	- - - - -	**....**	2.500	.300	--
19210	310376	**8.00**	2.437	.250	2
19211	310377	**23.19**	2.563	.313	2
19212	310378	**32.54**	2.437	.250	2
19213	310379	**9.45**	2.675	.250	P
19214	310380	**15.70**	2.500	.380	2
19215	310381	**20.11**	2.412	.313	2
19219	310384	**4.92**	2.502	.281	2
19220	310386	**14.87**	2.502	.375	4
19221	310388	**4.64**	2.502	.281	1
19223	310390	**13.81**	2.578	.294	1
1.938" (1-15/16") Shaft					
19226	310392	**18.59**	2.623	.313	2
19227	- - - - -	**....**	2.623	.313	4
19229	310394	**8.57**	2.623	.313	4
19234	310396	**15.03**	2.686	.313	4
19236	310398	**4.74**	2.686	.313	2
19237	310400	**11.42**	2.686	.313	4
19240	310402	**13.61**	2.686	.375	2
19243	310406	**32.96**	2.686	.313	4
19244	310408	**17.90**	2.686	.300	2
19251	310410	**40.86**	2.686	.594	--
19264	310413	**18.75**	2.750	.313	2
19267	310414	**23.79**	2.750	.313	2
19273	310416	**15.67**	2.762	.500	4
19274	310418	**12.28**	2.825	.500	3
19277	310422	**27.86**	2.813	.500	--
19278	310423	**14.64**	2.835	.250	P
19300	310436	**10.48**	2.875	.313	2
19301	310438	**13.42**	2.875	.313	4
19304	310442	**25.14**	2.875	.313	3
19306	310444	**11.91**	2.875	.250	1
19310	310446	**18.20**	2.884	.313	4
19350	- - - - -	**....**	2.997	.313	2
19359	310452	**15.40**	3.000	.313	2
19360	310454	**18.78**	3.000	.313	4
19368	310455	**27.53**	3.000	.313	4
19380	310456	**19.51**	3.061	.313	2
19400	310470	**14.64**	3.125	.500	2
19407	310472	**16.48**	3.189	.313	2
19433	- - - - -	**....**	3.251	.313	4
19434	- - - - -	**....**	3.251	.313	2
19438	310482	**29.46**	3.062	.500	2
19449	310486	**22.13**	3.543	.313	2
19455	310490	**....**	3.622	.375	--
19466	310494	**....**	3.751	.500	3
19500	310498	**4.14**	2.621	.570	--
1.940" Shaft					
19314	310447	**19.58**	2.909	.516	--
1.945" Shaft					
19510	310500	**22.80**	2.892	.294	7
1.969" (1-31/32") Shaft					
19607	310514	**19.54**	2.623	.313	4
19610	310517	**40.47**	2.686	.375	2
19612	310519	**7.08**	2.618	.591	--
19613	31051901	**16.36**	2.677	.270	--
19615	- - - - -	**....**	2.686	.500	3
19620	310524	**16.94**	2.742	.500	3
19626	310525	**6.27**	2.638	.433	--
19639	310528	**57.73**	2.835	.640	--
19643	310531	**16.23**	2.874	.469	3
19660	310536	**8.89**	2.960	.250	1
1.991" Shaft					
19720	310560	**22.32**	2.900	.290	7
1.996" Shaft					
19730	310561	**17.42**	3.111	.344	2
2.000" (2") Shaft					
19733	3105615	**17.67**	2.375	.188	1
19743	310563	**9.26**	2.622	.424	--
19745	310564	**14.64**	2.502	.313	2
19746	310565	**21.44**	2.623	.250	1
19748	310567	**17.33**	2.500	.250	1
19754	310572	**13.93**	2.502	.250	1
19757	310576	**16.82**	2.565	.500	1
19760	310578	**7.77**	2.623	.313	2

Continued on next page

SKF / CHICAGO RAWHIDE OIL SEALS

Package of 1

Generic is Decimal I.D. x O.D. Family is Decimal I.D. or Shaft Size

Seal O.D. is approximately .004 larger than its bore diameter of housing for press fit.

Oil Seal Number	Our Sequence Number	Per Each	Housing Diam.	Width Inches	Seal Type
2.000" (2") Shaft					
19762	310580	**$10.41**	2.623	.313	4
19763	310582	**12.00**	2.623	.250	1
19768	310584	**16.36**	2.627	.234	1
19770	310586	**....**	2.635	.234	1
19773	310588	**12.36**	2.652	.365	--
19777	310592	**37.21**	2.623	.313	4
19778	310594	**11.72**	2.686	.375	2
19782	310595	**22.78**	2.623	.313	4
19783	310596	**18.50**	2.686	.250	1
19785	310598	**17.79**	2.716	.375	2
19786	310600	**19.97**	2.716	.375	4
19799	310604	**14.85**	2.742	.375	2
19803	- - - - -	**....**	2.745	.234	1
19807	310618	**6.94**	2.746	.375	2
19820	310620	**15.95**	2.752	.188	1
19823	310624	**....**	2.750	.313	2
19831	310626	**14.78**	2.750	.313	2
19832	310628	**13.17**	2.750	.313	4
19834	310632	**18.50**	2.750	.250	1
19839	310634	**28.98**	2.750	.313	4
19840	310635	**95.13**	2.750	.313	2
19841	310636	**86.83**	2.834	.197	--
19844	310638	**34.41**	2.802	.250	7
19848	310640	**17.28**	2.835	.469	3
19852	310643	**10.94**	2.562	.335	2
19876	310644	**49.76**	2.874	.703	--
19880	310646	**16.66**	2.874	.250	1
19882	310648	**17.33**	2.875	.256	--
19884	310650	**42.84**	2.875	.313	2
19886	310652	**9.12**	2.875	.313	2
19887	310654	**15.67**	2.875	.313	4
19896	310662	**19.83**	2.875	.375	5
19900	310670	**49.60**	2.875	.500	3
19922	310674	**19.19**	2.880	.375	4
19923	310676	**18.55**	2.880	.375	4
19938	310680	**16.23**	2.965	.500	1
19940	- - - - -	**....**	2.965	.313	1
19965	310686	**18.34**	2.997	.250	1
19969	310688	**19.12**	2.997	.375	3
19970	310690	**23.44**	2.997	.375	5
19979	310694	**43.74**	2.997	.375	3
19982	310695	**19.26**	2.997	.438	--
19992	310698	**11.24**	3.000	.313	2
19993	310700	**13.56**	3.000	.313	4
19995	310702	**....**	3.000	.313	4
20002	310712	**29.17**	3.000	.375	3
20004	310714	**18.94**	3.000	.375	3
20005	310716	**26.11**	3.000	.375	5
20006	310718	**18.50**	3.000	.250	1
20044	310720	**13.61**	3.061	.250	1
20045	310722	**18.57**	3.061	.375	2
20054	310728	**18.29**	3.061	.500	5
20070	310732	**17.10**	3.125	.375	2
20078	310736	**18.11**	3.148	.250	1
20079	310740	**17.83**	3.150	.375	2
20091	310746	**12.82**	3.155	.500	1
20098	310748	**16.73**	3.189	.469	3
20100	310758	**22.52**	3.189	.469	5
20109	310760	**21.01**	3.251	.438	3
20113	- - - - -	**....**	2.962	.250	1
20118	310770	**12.96**	2.968	.313	1
20122	- - - - -	**....**	3.371	.438	2
20124	310772	**22.20**	3.371	.438	3
20125	310774	**23.35**	3.371	.438	5
20127	310775	**36.04**	3.371	.438	3
20136	310777	**29.37**	3.370	1.031	--
20140	310778	**25.83**	3.543	.438	3
20144	310780	**30.08**	3.623	.438	3
20148	310786	**13.86**	3.623	.250	1
20158	310792	**34.52**	4.003	.438	3
2.047" (52mm) Shaft					
20420	310838	**4.83**	2.561	.315	2
20422	310841	**7.45**	2.638	.276	--
20428	3108443	**15.95**	2.677	.512	--
20429	3108444	**4.92**	2.953	.294	--
20439	- - - - -	**....**	2.756	.294	--
2.048" Shaft					
20425	310844	**17.01**	2.727	.570	--
2.063" (2-1/16") Shaft					
20520	310868	**$26.71**	2.561	.313	2
20525	310869	**10.07**	2.661	.188	2
20530	310874	**21.93**	2.750	.313	3
20538	310876	**24.55**	2.842	.438	3
20554	310878	**19.47**	2.875	.438	3
20560	310880	**38.08**	2.938	.344	7
20586	310882	**12.50**	2.997	.438	3
20594	310884	**12.09**	3.000	.375	2
20599	310886	**35.90**	3.000	.375	4
20608	310898	**22.13**	3.000	.313	1
20643	310900	**21.49**	3.061	.313	3
20659	310902	**11.24**	3.125	.375	2
20669	- - - - -	**....**	3.149	.250	1
20672	310906	**31.65**	3.149	.500	--
20674	310908	**26.89**	3.150	.266	--
20702	310918	**21.74**	3.189	.375	2
20735	310920	**68.95**	3.250	.294	7
20749	310922	**19.40**	3.251	.438	3
2.094" (2-3/32") Shaft					
20952	310942	**11.31**	2.718	.359	1
20965	310946	**15.49**	3.149	.550	1
2.125" (2-1/8") Shaft					
21059	310960	**16.00**	2.750	.250	1
21061	310961	**15.51**	2.750	.500	4
21063	310962	**31.30**	2.750	.375	2
21069	310966	**15.77**	2.763	.250	2
21091	310978	**52.33**	2.875	.438	2
21098	310982	**10.23**	2.875	.438	2
21100	- - - - -	**....**	2.875	.438	4
21101	310994	**11.01**	2.875	.250	1
21103	310996	**39.28**	2.875	.375	2
21108	311000	**19.05**	2.875	.438	5
21110	311002	**52.29**	2.880	.500	4
21111	311004	**39.19**	2.880	.550	4
21121	311008	**....**	2.891	.250	1
21134	311014	**21.14**	2.997	.438	3
21136	311016	**22.09**	2.997	.438	5
21159	311018	**16.85**	3.000	.250	1
21163	- - - - -	**....**	3.000	.375	2
21164	311022	**16.52**	3.000	.375	4
21167	311023	**70.42**	3.000	.313	5
21171	311025	**59.69**	3.000	.438	3
21172	311026	**18.32**	3.000	.438	3
21173	311028	**24.71**	3.000	.438	5
21203	311042	**42.82**	3.061	.438	3
21208	311044	**14.73**	3.061	.250	1
21210	- - - - -	**....**	3.061	.500	2
21211	311048	**....**	3.061	.500	4
21213	311050	**13.95**	3.061	.500	5
21234	311054	**19.97**	3.125	.438	3
21245	311056	**33.28**	3.125	.438	5
21265	311060	**18.64**	3.189	.250	1
21267	311062	**10.46**	3.189	.375	4
21269	311064	**28.08**	3.189	.375	4
21270	311066	**26.59**	3.189	.469	5
21298	311076	**29.28**	3.250	.270	7
21302	311086	**7.44**	3.251	.438	3
21306	311090	**96.62**	3.250	.900	7
21336	311096	**21.14**	3.350	.438	3
21352	311106	**14.09**	3.371	.375	4
21353	311108	**27.12**	3.371	.438	3
21358	311111	**32.13**	3.543	.438	3
21379	311112	**28.80**	3.623	.469	4
2.126" (54mm) Shaft					
21064	- - - - -	**....**	2.756	.374	--
21281	311075	**11.47**	3.228	.315	--
2.136" Shaft					
21400	311114	**11.88**	2.904	.453	1
2.156" (2-5/32") Shaft					
21538	311132	**18.59**	3.188	.469	3
2.172" (2-11/64") Shaft					
21650	311154	**10.04**	2.426	.484	--
2.180" Shaft					
21735	311177	**16.00**	3.059	.300	--
2.188" (2-3/16") Shaft					
21736	311178	**$7.92**	2.875	.438	3
21749	311180	**13.35**	2.997	.438	3
21759	311182	**14.94**	3.000	.375	4
21763	311184	**43.23**	3.000	.375	4
21764	311186	**23.58**	3.000	.500	3
21771	311190	**5.17**	3.000	.500	--
21775	311192	**15.28**	3.061	.500	3
21840	311214	**17.49**	3.251	.438	3
21890	311216	**17.10**	3.350	.438	3
21910	311226	**17.37**	3.371	.438	3
21938	311228	**27.12**	3.189	.640	--
21950	311230	**27.21**	3.623	.500	5
2.199" Shaft					
21952	311232	**8.43**	2.737	.438	1
21953	- - - - -	**....**	2.804	.300	--
21955	- - - - -	**....**	3.519	.591	4
2.201" Shaft					
21961	311235	**11.45**	2.738	.197	1
2.205" (56mm) Shaft					
22005	311236	**12.50**	2.638	.217	--
22022	311247	**29.56**	2.835	.453	--
2.240" Shaft					
22614	311400	**17.24**	3.189	.610	1
2.244" (57mm) Shaft					
22230	- - - - -	**....**	3.110	.610	--
2.250" (2-1/4") Shaft					
22306	311283	**16.82**	2.625	.188	1
22311	311284	**13.49**	3.110	.469	--
22325	311286	**13.01**	2.875	.250	1
22340	311294	**16.00**	2.997	.438	5
22353	311298	**9.33**	3.000	.375	2
22354	311300	**14.64**	3.000	.375	4
22358	311304	**19.28**	3.000	.438	3
22359	311306	**18.02**	3.000	.438	5
22361	311308	**23.79**	3.000	.375	4
22363	311312	**....**	3.000	.375	2
22367	311314	**32.22**	3.000	.438	3
22368	3113145	**13.93**	3.000	.250	1
22371	311315	**12.94**	3.035	.374	3
22382	311320	**14.34**	3.061	.375	2
22390	311324	**23.95**	3.061	.438	3
22391	311326	**24.29**	3.061	.438	5
22392	311328	**20.20**	3.061	.250	1
22394	311330	**62.72**	3.061	.438	5
22400	311342	**19.88**	3.125	.375	4
22407	311344	**23.72**	3.125	.500	3
22411	311346	**13.35**	3.125	.563	1
22424	311350	**22.45**	3.189	.438	2
22425	311352	**24.75**	3.189	.438	4
22430	311358	**23.21**	3.250	.270	7
22440	- - - - -	**....**	3.251	.375	2
22441	311362	**16.41**	3.251	.375	4
22446	311364	**18.50**	3.251	.438	3
22448	311366	**25.74**	3.251	.438	5
22449	311368	**30.96**	3.251	.438	3
22468	311374	**22.25**	3.251	.250	1
22483	311378	**15.55**	3.310	.375	1
22484	311380	**19.56**	3.350	.375	2
22492	311382	**25.74**	3.350	.438	3
22493	311383	**26.25**	3.350	.438	5
22495	311384	**31.07**	3.350	.438	3
22532	311385	**27.33**	3.371	.438	5
22550	311386	**23.74**	3.371	.375	1
22558	311388	**30.50**	3.371	.438	3
22561	311389	**47.71**	3.371	.438	3
22563	311391	**23.88**	3.400	.294	7
22565	311392	**15.42**	3.440	.250	1
22582	311395	**22.52**	3.500	.438	5
22583	311396	**18.66**	3.500	.438	3
22610	311399	**22.16**	3.565	.438	4
22618	311402	**19.08**	3.623	.438	3
22619	311403	**25.42**	3.623	.438	5
22626	311404	**20.29**	3.751	.438	3
22644	311406	**27.88**	3.876	.438	3
22647	311407	**21.33**	4.003	.438	3
22653	311410	**32.15**	4.063	1.220	4
2.281" (2-9/32") Shaft					
22835	311434	**23.95**	3.154	.375	1

SKF / CHICAGO RAWHIDE OIL SEALS

Package of 1 Generic is Decimal I.D. x O.D. Family is Decimal I.D. or Shaft Size

Seal O.D. is approximately .004 larger than its bore diameter of housing for press fit.

Oil Seal Number	Our Sequence Number	Per Each	Housing Diam.	Width Inches	Seal Type
2.297" (2-19/64") Shaft					
22870	311444	**$16.23**	3.148	.359	1
2.313" (2-5/16") Shaft					
23030	311454	**31.16**	2.997	.375	2
23035	- - - - -	**....**	3.000	.250	1
23040	311457	**45.64**	3.000	.438	3
23046	311458	**....**	3.061	.313	2
23050	311459	**19.67**	3.065	.281	1
23061	311460	**18.04**	3.125	.375	2
23063	311464	**48.36**	3.125	.375	4
23093	311468	**17.65**	3.251	.438	3
23099	311470	**40.36**	3.251	.438	5
23130	311480	**38.93**	3.310	.375	1
23152	311482	**17.17**	3.350	.438	3
23167	311484	**29.28**	3.371	.438	2
23169	- - - - -	**....**	3.374	.438	5
23184	311488	**23.07**	3.500	.313	2
23240	311500	**15.84**	3.500	.250	1
23277	3115026	**22.04**	3.751	.500	2
2.328" (2-21/64") Shaft					
23300	311506	**14.96**	3.000	.395	2
2.362" (60mm) Shaft					
23446	- - - - -	**....**	3.228	.472	4
23450	- - - - -	**....**	3.374	.395	2
23464	311529	**13.61**	3.543	.866	--
2.375" (2-3/8") Shaft					
23630	311550	**12.89**	2.997	.250	1
23632	311552	**15.84**	2.997	.438	3
23640	311556	**14.43**	3.000	.250	1
23641	311558	**32.96**	3.000	.375	2
23644	311562	**19.03**	3.061	.438	3
23645	311564	**19.10**	3.061	.438	3
23646	311566	**19.19**	3.125	.375	2
23652	311568	**19.03**	3.125	.438	3
23654	311570	**18.71**	3.125	.438	5
23655	311571	**29.07**	3.061	.438	3
23656	311572	**44.56**	3.125	.438	5
23659	311574	**25.76**	3.125	.375	2
23666	311576	**10.99**	3.189	.438	3
23685	311584	**22.20**	3.251	.453	2
23691	311588	**27.26**	3.251	.625	4
23695	311590	**41.32**	3.350	.656	--
23701	311600	**15.12**	3.350	.375	2
23702	311602	**27.33**	3.350	.375	4
23703	311604	**17.05**	3.350	.375	2
23706	311606	**19.17**	3.350	.375	2
23708	311610	**17.74**	3.350	.438	3
23710	311612	**19.72**	3.350	.438	5
23725	311616	**12.94**	3.350	.250	1
23742	311622	**19.24**	3.371	.438	3
23744	311624	**50.15**	3.471	.250	7
23746	311627	**45.44**	3.371	.438	3
23755	311628	**26.80**	3.481	.438	3
23756	- - - - -	**....**	3.481	.438	5
23770	311634	**21.40**	3.500	.375	4
23771	311636	**31.42**	3.500	.375	3
23779	311640	**23.44**	3.500	.375	3
23782	311644	**22.55**	3.500	.438	5
23806	311657	**37.00**	3.876	1.150	--
23808	311658	**19.08**	3.543	.438	3
23809	311660	**41.64**	3.543	.438	5
23815	311664	**24.73**	3.543	.250	1
2.375" (2-3/8") Shaft					
23820	311666	**53.27**	3.601	.438	2
23839	311670	**Call**	3.623	.438	3
23841	311672	**40.70**	3.623	.438	5
23843	311673	**40.08**	3.623	.438	5
23844	- - - - -	**....**	3.876	.438	3
23857	- - - - -	**....**	4.063	1.094	4
23860	311678	**61.80**	4.498	1.150	--
2.420" Shaft					
24017	311690	**18.43**	3.000	.390	--
24097	311694	**14.43**	3.554	.276	1
2.438" (2-7/16") Shaft					
24255	311700	**20.50**	3.125	.500	3
24263	311702	**20.04**	3.251	.438	3
24286	311706	**17.70**	3.350	.375	2
24287	311708	**24.68**	3.350	.375	4
24320	- - - - -	**....**	3.371	.438	3
24340	- - - - -	**....**	3.481	.438	3
24370	311724	**$13.38**	3.500	.438	3
24372	311726	**45.02**	3.500	.438	3
24445	311738	**10.77**	3.543	.438	3
24459	311740	**24.20**	3.623	.359	1
2.474" Shaft					
24670	311768	**25.14**	3.543	.290	--
2.480" (63mm) Shaft					
24920	311858	**19.47**	3.314	.500	--
2.496" Shaft					
25078	311934	**51.14**	3.672	.313	7
2.497" Shaft					
24888	311816	**20.89**	3.245	.420	1
2.500" (2-1/2") Shaft					
24863	311800	**13.93**	3.000	.250	1
24865	311802	**20.09**	3.000	.313	1
24875	311806	**15.35**	3.125	.250	1
24880	- - - - -	**....**	3.150	.250	1
24881	- - - - -	**....**	3.189	.438	3
24883	311814	**41.48**	3.189	.438	3
24886	311815	**22.50**	3.226	.190	1
24889	311818	**14.64**	3.245	.438	3
24892	311822	**38.59**	3.251	.350	P
24897	311824	**16.66**	3.251	.375	2
24898	311826	**7.68**	3.251	.375	4
24899	311828	**52.49**	3.251	.375	4
24904	311838	**15.08**	3.251	.250	1
24910	311846	**32.98**	3.251	.438	3
24911	311848	**25.51**	3.251	.438	5
24913	311850	**54.93**	3.251	.500	2
24914	311852	**40.31**	3.251	.438	3
24916	311854	**48.17**	3.251	.438	5
24917	311856	**11.91**	3.301	.453	4
24931	311864	**15.51**	3.350	.438	3
24932	311866	**22.48**	3.350	.438	5
24934	311867	**30.41**	3.371	.438	5
24936	311868	**33.95**	3.371	.438	5
24949	311874	**21.31**	3.428	.375	4
24951	311876	**15.12**	3.428	.375	4
24954	311878	**16.87**	3.371	.438	3
24960	311880	**34.18**	3.500	.625	--
24971	311886	**49.96**	3.500	.375	4
24980	311888	**16.59**	3.500	.438	2
24982	311890	**24.11**	3.500	.438	4
24984	311892	**68.67**	3.500	.438	3
24986	311894	**18.55**	3.500	.438	3
24988	311896	**19.26**	3.500	.438	5
24989	311898	**25.28**	3.500	.438	3
24990	311900	**48.61**	3.500	.438	5
25007	311910	**13.28**	3.500	.250	1
25028	311912	**14.11**	3.505	.250	1
25043	311918	**20.18**	3.543	.438	3
25065	311920	**25.58**	3.543	.438	5
25071	- - - - -	**....**	3.623	.438	3
25074	311928	**18.85**	3.623	.375	2
25075	311930	**17.28**	3.623	.375	4
25076	311932	**33.03**	3.623	.375	4
25082	- - - - -	**....**	3.502	.406	2
25085	311938	**39.81**	3.695	.500	--
25091	311940	**22.29**	3.751	.438	3
25096	311944	**80.84**	3.761	.907	--
25100	311954	**34.73**	3.876	.438	3
25102	311956	**32.77**	3.876	.469	5
25108	311960	**25.72**	4.003	.375	4
25110	311962	**35.85**	4.003	.375	4
25140	311965	**32.36**	4.035	.640	--
25445	3120056	**22.45**	4.035	.640	4
25146	311966	**42.72**	4.938	.500	--
2.560" Shaft					
25515	312022	**14.59**	3.094	.256	1
2.563" (2-9/16") Shaft					
25561	- - - - -	**....**	3.481	.500	5
25587	312030	**38.75**	3.500	.500	5
25641	312040	**18.62**	3.623	.438	3
2.563" (2-9/16") Shaft					
25661	- - - - -	**....**	3.623	.469	4
25713	312049	**22.66**	3.751	.438	3
25714	312050	**23.24**	2.751	.438	5
25745	312056	**36.63**	3.873	.438	5
25748	312058	**26.18**	3.876	.438	3
2.598" (66mm) Shaft					
25970	312084	**$21.12**	3.481	.438	5
25990	312086	**18.06**	3.999	.787	4
2.607" Shaft					
25950	312080	**21.74**	3.350	.375	3
2.625" (2-5/8") Shaft					
26110	- - - - -	**....**	3.251	.438	3
26122	312097	**27.67**	3.350	.375	2
26123	312098	**20.04**	3.350	.375	2
26124	312100	**17.15**	3.350	.375	4
26141	- - - - -	**....**	3.374	.438	5
26144	- - - - -	**....**	3.371	.250	1
26153	312112	**22.45**	3.371	.438	5
26163	312116	**14.96**	3.481	.438	3
26177	312120	**36.70**	3.500	.375	2
26186	312122	**24.96**	3.500	.375	4
26189	312126	**19.37**	3.500	.438	3
26190	312128	**24.50**	3.500	.438	5
26191	312130	**19.60**	3.500	.438	4
26194	312132	**21.83**	3.543	.438	3
26204	312146	**46.29**	3.623	.375	2
26208	312148	**55.57**	3.623	.438	3
26209	312150	**23.01**	3.623	.438	3
26211	312154	**20.13**	3.623	.438	5
26220	312156	**18.59**	3.623	.375	4
26237	- - - - -	**....**	3.623	.375	2
26238	312160	**13.37**	3.623	.375	4
26260	312162	**23.81**	3.623	.250	1
26284	312168	**16.64**	3.751	.375	4
26289	312170	**61.25**	3.751	.715	--
26297	312172	**24.61**	3.751	.438	3
26298	312174	**21.51**	3.751	.438	5
26310	312188	**25.40**	3.813	.415	--
26328	312190	**28.57**	3.876	.438	3
26346	312194	**....**	3.936	.438	3
26354	312198	**22.96**	4.003	.375	4
26356	312200	**25.28**	4.003	.438	3
26358	312202	**45.83**	4.063	1.094	4
26359	312204	**34.31**	4.370	.438	5
26368	- - - - -	**....**	4.438	.438	3
26373	- - - - -	**....**	4.563	.719	4
2.667" Shaft					
26620	312230	**37.51**	3.751	.500	1
2.677" (68mm) Shaft					
26695	312245	**57.18**	4.882	1.063	--
2.688" (2-11/16") Shaft					
26761	312254	**18.62**	3.751	.438	3
26921	312278	**34.41**	3.876	.438	3
26975	312280	**34.11**	4.003	.469	3
2.700" Shaft					
26747	312251	**12.07**	3.498	.475	1
2.750" (2-3/4") Shaft					
27225	312292	**16.96**	3.250	.313	1
27251	312294	**32.22**	3.481	.438	2
27268	312298	**15.08**	3.500	.375	2
27269	312300	**13.93**	3.500	.375	4
27271	312302	**21.93**	3.500	.250	1
27272	312304	**51.32**	3.500	.375	4
27280	312310	**14.09**	3.500	.438	3
27284	312312	**17.12**	3.538	.438	3
27292	312316	**34.80**	3.543	.438	3
27293	312317	**77.73**	3.543	.438	3
27295	312318	**36.17**	3.543	.438	5
27324	312330	**36.59**	3.623	.438	
327334	312336	**19.40**	3.623	.438	3
27361	312338	**25.79**	3.751	.438	2
27362	312340	**27.33**	3.751	.438	4
27365	312342	**49.83**	3.751	.438	3
27368	312344	**23.30**	3.751	.438	3
27370	312346	**23.44**	3.751	.438	5
27377	312348	**33.00**	3.751	.438	4
27394	312352	**21.93**	3.751	.250	1
27426	312354	**22.52**	3.765	.438	3
27430	312358	**14.85**	3.773	.365	--
27452	312362	**29.81**	3.876	.438	5
27467	312366	**29.23**	3.876	.438	4
27470	312368	**18.71**	3.876	.438	3

Prices subject to change without notice. **ASK FOR QUANTITY DISCOUNT**

SKF / CHICAGO RAWHIDE OIL SEALS

Package of 1

Generic is Decimal I.D. x O.D. Family is Decimal I.D. or Shaft Size

Seal O.D. is approximately .004 larger than its bore diameter of housing for press fit.

Open Group 1

Open Group 2

With Washer Group 3

Open Group 4

With Washer Group 5

With Washer Group 6

X15 Group 7

CRWA5 Group P

Oil Seal Number	Our Sequence Number	Per Each	Housing Diam.	Width Inches	Seal Type
27471	312370	**$26.38**	3.876	.438	5
27501	312380	**54.17**	3.876	.703	--
27525	312382	**42.31**	3.936	.438	3
27526	312384	**26.50**	3.937	.438	4
27536	312388	**116.22**	4.030	.918	--
27539	312390	**52.08**	4.003	.375	4
27541	312392	**31.74**	4.003	.438	3
27565	312394	**45.30**	4.003	.438	5
27576	312395	**27.86**	4.125	.438	2
27577	312397	**41.32**	4.126	.563	4
27600	312404	**30.91**	4.249	.438	3
27601	312406	**32.93**	4.249	.438	5
27625	312410	**43.62**	4.331	.500	5
27642	312414	**81.43**	5.501	1.375	4
		2.813" (2-13/16") Shaft			
28035	312456	**21.56**	3.751	.438	3
28116	312468	**35.95**	3.876	.438	3
28175	312470	**25.05**	4.004	.438	3
28270	312480	**20.36**	4.249	.313	2
28275	312482	**25.79**	4.249	.438	3
		2.835" (72mm) Shaft			
28305	312490	**19.31**	3.365	.709	2
		2.844" (2-27/32") Shaft			
28425	312514	**9.54**	3.939	.500	4
28426	312515	**15.12**	3.939	.550	5
28464	312516	**33.05**	4.003	.438	3
28474	312518	**70.33**	4.003	.500	3
		2.875" (2-7/8") Shaft			
28654	312536	**19.86**	3.623	.438	3
28655	312537	**....**	3.623	.438	5
28656	312538	**29.21**	3.623	.500	--
28669	312540	**26.11**	3.751	.375	4
28670	312542	**50.38**	3.751	.375	4
28686	312546	**22.27**	3.751	.438	3
28687	312548	**20.11**	3.751	.438	5
28697	312550	**22.39**	3.751	.438	3
28698	312552	**37.81**	3.751	.438	3
28699	312554	**56.47**	3.751	.438	5
28700	312564	**20.22**	3.751	.250	1
28720	312568	**15.79**	3.876	.432	4
28725	312570	**22.59**	3.876	.188	1
28745	312572	**27.46**	3.876	.438	3
28746	312574	**26.36**	3.876	.438	5
28748	312576	**42.06**	3.876	.438	5
28751	312578	**19.54**	3.876	.250	1
28760	312584	**30.43**	4.003	.438	3
28761	312586	**27.37**	4.003	.438	5
28778	312592	**27.19**	4.003	.375	4
28779	312594	**35.74**	4.003	.375	4
28790	**- - - - -**	**....**	4.003	.750	--
28800	312608	**22.50**	4.003	.250	1
28817	312610	**22.62**	4.125	.375	3
28828	312616	**54.84**	4.125	.813	3
28830	312618	**43.94**	4.176	.813	3
28841	312622	**28.91**	4.331	.438	4
28848	312624	**31.88**	4.501	.438	3
		2.913" (74mm) Shaft			
29105	312635	**24.71**	3.543	.394	2
29208	312638	**24.32**	3.378	.180	2
29218	312640	**17.83**	3.623	.375	2
29223	**- - - - -**	**....**	3.751	.375	2
		2.938" (2-15/16") Shaft			
29224	312644	**18.98**	3.751	.375	4
29226	312646	**33.78**	3.751	.375	4
29262	312650	**40.38**	3.876	.375	5
29273	312654	**39.76**	3.937	.438	4
29288	**- - - - -**	**....**	3.937	.594	--
29292	312660	**51.09**	4.003	.625	--
29316	312666	**20.41**	4.003	.438	3
29322	312670	**22.50**	4.003	.438	4
29384	312674	**24.15**	4.125	.375	3
29385	312676	**31.37**	4.125	.375	5
29465	312682	**25.05**	4.501	.438	3
29471	312684	**38.31**	4.938	1.375	4

Oil Seal Number	Our Sequence Number	Per Each	Housing Diam.	Width Inches	Seal Type
		2.953" (75mm) Shaft			
29590	312714	**$31.53**	4.724	.320	1
		2.992" (76mm) Shaft			
29675	312716	**29.62**	3.661	.394	4
29685	312718	**41.48**	3.858	.472	4
		3.000" (3") Shaft			
29840	312724	**17.28**	3.500	.313	1
29841	312725	**37.07**	3.500	.375	2
29850	312726	**24.68**	3.623	.250	1
29863	312728	**17.10**	3.751	.250	1
29865	312730	**18.02**	3.751	.375	2
29866	312732	**22.04**	3.751	.375	4
29867	312734	**22.64**	3.751	.375	4
29868	312736	**39.05**	3.751	.375	2
29870	312738	**50.75**	3.751	.375	4
29871	312740	**20.64**	3.751	.438	3
29872	312742	**15.28**	3.751	.438	5
29877	312743	**35.69**	3.876	.313	2
29887	312746	**29.60**	3.876	.438	3
29891	312748	**45.41**	3.876	.469	3
29900	312760	**31.39**	4.000	.500	7
29906	312762	**14.73**	4.003	.375	2
29907	312764	**16.87**	4.003	.375	4
29912	312766	**51.73**	4.003	.375	4
29925	312772	**38.86**	4.003	.438	5
29950	312776	**35.37**	4.003	.375	3
29951	312778	**22.02**	4.003	.438	3
29952	312780	**20.78**	4.003	.438	5
29958	312782	**56.19**	4.003	.438	3
29968	312784	**23.01**	4.003	.250	1
30000	312796	**31.07**	4.125	.438	3
30003	312798	**44.70**	4.125	.438	3
30015	312802	**56.56**	3.683	.540	4
30033	312804	**31.62**	4.249	.438	3
30049	312806	**20.36**	4.249	.250	1
30060	312810	**33.88**	4.331	.438	3
30070	312814	**34.80**	4.376	.438	3
30087	312818	**32.82**	4.500	.438	3
30095	312820	**38.47**	4.500	.438	5
30098	312822	**100.20**	4.501	.438	3
30108	312830	**42.98**	4.525	.375	7
30125	312834	**40.91**	4.999	.438	3
30144	312838	**113.26**	5.501	1.375	--
30145	312840	**66.08**	4.939	.750	4
30147	312842	**54.49**	5.750	1.300	4
30148	312844	**44.43**	5.750	.840	4
		3.063" (3-1/16") Shaft			
30651	312864	**135.74**	4.500	1.016	7
		3.125" (3-1/8") Shaft			
31129	312994	**17.12**	3.751	.250	1
31132	312997	**....**	3.811	.355	2
31135	312998	**12.13**	3.811	.375	2
31139	313000	**28.61**	4.003	.375	4
31147	313006	**24.94**	4.003	.438	3
31148	313008	**16.94**	4.003	.438	5
31152	313010	**....**	4.003	.375	5
31158	313012	**....**	4.049	.438	--
31173	313014	**50.93**	4.125	.438	5
31177	313018	**19.14**	4.125	.375	2
31179	313019	**34.41**	4.125	.375	4
31185	313020	**71.06**	4.125	.438	5
31189	313022	**29.26**	4.125	.438	3
31192	313024	**....**	4.125	.250	1
31203	313034	**16.75**	4.174	.290	1
31227	313036	**24.41**	4.249	.438	3
31228	313038	**32.77**	4.249	.438	5
31237	313040	**67.27**	4.376	.438	3
31250	313044	**30.89**	4.375	.438	3
31261	313048	**72.79**	4.376	.438	5
31269	313054	**33.83**	4.501	.438	3
31284	313058	**92.25**	4.562	.750	3
31299	313062	**30.31**	4.626	.438	3
31316	313076	**....**	4.751	.438	3
31333	313078	**30.52**	4.999	.438	3
31353	313082	**42.95**	5.251	.438	3

Oil Seal Number	Our Sequence Number	Per Each	Housing Diam.	Width Inches	Seal Type
		3.150" (80mm) Shaft			
532099	313116	**$17.51**	3.994	.591	7
		3.188" (3-3/16") Shaft			
31753	313148	**51.37**	4.180	.750	--
31758	313150	**33.33**	4.249	.438	3
31825	313162	**26.73**	4.376	.438	3
31855	313164	**28.50**	4.501	.438	3
31870	313168	**40.29**	4.626	.438	3
31955	313174	**48.45**	4.999	.438	3
		3.228" (82mm) Shaft			
32304	3131814	**43.35**	4.134	.512	4
		3.250" (3-1/4") Shaft			
32325	3131836	**24.50**	3.750	.250	1
32330	3131841	**20.09**	3.876	.375	2
32332	3131843	**35.62**	3.876	.375	4
32344	3131856	**19.47**	4.003	.375	2
32347	313186	**33.58**	4.003	.375	4
32380	313190	**30.89**	4.249	.438	3
32385	313193	**37.00**	4.249	.438	5
32392	313196	**67.16**	4.249	.375	4
32393	313198	**17.28**	4.249	.375	2
32394	313199	**31.83**	4.249	.750	--
32395	313200	**13.97**	4.249	.375	4
32396	313202	**22.36**	4.249	.438	3
32397	313204	**25.33**	4.249	.438	5
32403	313212	**59.53**	4.249	.438	3
32412	313214	**19.95**	4.249	.250	1
32424	313220	**33.78**	4.376	.438	3
32437	313223	**37.32**	4.468	.315	7
32441	313224	**77.61**	4.500	.313	7
32448	313228	**32.54**	4.500	.438	4
32477	313238	**31.14**	4.501	.375	2
32501	313250	**39.58**	4.501	.438	3
32502	313252	**32.27**	4.501	.438	5
32510	313254	**26.32**	4.501	.250	1
32514	313255	**32.11**	4.626	.433	5
32527	3132557	**35.23**	4.500	.610	--
32540	313260	**25.86**	4.626	.438	3
32555	313263	**52.56**	4.718	.438	3
32560	313264	**41.19**	4.751	.438	3
32582	313270	**....**	4.999	.438	3
32583	313271	**35.07**	4.999	.438	5
		3.262" Shaft			
32710	313296	**28.04**	4.626	.500	4
		3.313" (3-5/16") Shaft			
33033	313306	**24.02**	4.125	.438	3
33073	313310	**29.67**	4.249	.438	3
33136	313316	**....**	4.500	.438	3
33206	313330	**....**	4.999	.438	3
33250	313332	**....**	5.501	.438	3
		3.375" (3-3/8") Shaft			
33628	313366	**104.57**	3.948	.375	4
33645	313372	**28.31**	4.125	.375	2
33654	313374	**31.67**	4.280	.406	4
33665	313378	**31.26**	4.249	.438	5
34647	313531	**35.69**	4.125	.375	4
33700	313390	**16.80**	4.376	.375	2
33701	313392	**21.24**	4.376	.375	4
33711	313394	**25.90**	4.376	.438	3
33712	313396	**36.22**	4.376	.438	5
33733	313400	**47.71**	4.501	.438	4
33735	313402	**....**	4.501	.438	3
33772	313406	**41.92**	4.626	.438	3
33773	313408	**38.52**	4.626	.438	5
33807	313422	**34.73**	4.686	.438	3
33837	313426	**36.66**	4.999	.438	3
33866	313434	**43.58**	5.251	.438	5
		3.400" Shaft			
34000	313442	**14.00**	4.500	.281	7
		3.425" (87mm) Shaft			
34120	313452	**....**	3.937	.315	4

ASK FOR QUANTITY DISCOUNT *Prices subject to change without notice.*

SKF / CHICAGO RAWHIDE OIL SEALS

Package of 1 Generic is Decimal I.D. x O.D. Family is Decimal I.D. or Shaft Size

Seal O.D. is approximately .004 larger than its bore diameter of housing for press fit.

Oil Seal Number	Our Sequence Number	Per Each	Housing Diam.	Width Inches	Seal Type
3.438" (3-7/16") Shaft					
34256	313464	**$17.61**	4.249	.375	2
34279	313466	**31.60**	4.501	.375	4
34282	313468	**32.82**	4.501	.438	3
34283	313470	**25.02**	4.501	.438	5
34336	313482	**....**	4.626	.438	3
34338	313483	**28.02**	4.626	.438	5
34379	313486	**38.89**	4.751	.438	4
34383	313488	**31.30**	4.756	.438	3
34398	313494	**19.61**	4.876	.438	3
34407	313506	**33.55**	4.999	.438	3
3.465" (88mm) Shaft					
34611	313529	**20.66**	4.252	.427	2
3.469" (3-15/32") Shaft					
34700	313544	**37.88**	4.626	.625	4
3.500" (3-1/2") Shaft					
34835	313554	**20.55**	4.000	.300	1
34840	313556	**15.52**	4.003	.250	1
34848	313558	**18.29**	4.125	.250	1
34857	313560	**69.09**	4.249	.438	5
34860	313562	**....**	4.376	.375	2
34861	313564	**27.88**	4.376	.375	4
34866	313568	**53.39**	4.376	.375	4
34867	313570	**26.50**	4.376	.438	3
34868	313572	**26.77**	4.376	.438	5
34883	313574	**72.44**	4.501	.375	4
34885	313578	**31.97**	4.450	.531	1
34886	313580	**16.94**	4.501	.375	2
34887	313582	**26.34**	4.501	.375	4
34888	313584	**26.98**	4.501	.438	3
34889	313586	**26.77**	4.501	.438	5
34890	313587	**56.97**	4.438	.438	7
34891	313588	**39.44**	4.501	.438	5
34892	313590	**68.05**	4.501	.438	3
34967	313604	**13.97**	4.501	.250	1
34980	313608	**31.67**	4.547	.740	--
34985	313612	**34.08**	4.626	.438	3
35012	313626	**32.57**	4.751	.438	3
35020	313628	**29.23**	4.751	.438	5
35029	313630	**30.57**	4.751	.625	3
35039	313634	**66.83**	4.751	.375	4
35040	313636	**36.04**	4.751	.250	1
35042	313638	**21.93**	4.751	.250	1
35062	313646	**65.18**	4.842	.906	--
35076	313654	**134.08**	4.953	1.096	--
35080	313656	**60.12**	4.999	.438	4
35082	- - - - -	**....**	4.999	.438	3
35083	313660	**50.15**	4.999	.438	5
35086	- - - - -	**....**	5.126	.438	5
35095	313668	**39.39**	5.126	.438	5
35096	313670	**50.72**	5.251	.438	3
35098	313672	**39.65**	5.251	.750	--
3.543" (90mm) Shaft					
35422	- - - - -	**....**	4.528	.512	4
3.563" (3-9/16") Shaft					
35556	313732	**25.42**	4.501	.438	3
35593	313734	**26.11**	4.626	.438	3
35649	313744	**29.62**	4.751	.438	3
35676	313746	**35.21**	4.876	.438	3
35716	- - - - -	**....**	4.999	.438	3
3.574" Shaft					
35810	313766	**41.48**	4.758	.625	4
3.583" (91mm) Shaft					
35905	313776	**44.84**	4.370	.394	4
3.620" Shaft					
36120	313798	**58.72**	4.626	.500	--
3.625" (3-5/8") jShaft					
36147	3138012	**36.80**	4.240	.380	2
36153	313802	**48.10**	4.376	.375	4
36155	313804	**49.23**	4.376	.375	4
36157	313805	**31.90**	4.376	.375	3
36158	313806	**33.65**	4.376	.375	3
36166	313808	**29.33**	4.501	.375	2
36172	313810	**21.26**	4.500	.294	7
36177	313812	**22.36**	4.626	.375	2
36179	313814	**45.18**	4.626	.375	4
36185	313822	**36.27**	4.626	.438	3
36186	313824	**31.00**	4.626	.438	5
36220	313836	**35.03**	4.751	.438	3
36221	313838	**$34.18**	4.695	.395	7
36234	313840	**35.53**	4.751	.500	4
36282	- - - - -	**....**	4.814	.906	4
36289	313850	**47.21**	4.839	.500	--
36314	313854	**20.01**	4.876	.438	4
36337	313856	**27.03**	4.876	.375	2
36340	313858	**67.16**	4.876	.750	--
36359	313860	**54.63**	4.999	.375	4
36361	313862	**29.76**	4.999	.375	4
36363	313864	**33.03**	4.999	.438	3
36364	313866	**44.77**	4.999	.438	5
36382	313874	**49.25**	5.251	.375	4
36391	313880	**59.85**	5.375	.438	5
3.688" (3-11/16") Shaft					
36740	- - - - -	**....**	4.501	.438	5
36770	313898	**37.09**	4.751	.438	3
36880	- - - - -	**....**	4.999	.438	3
36895	313902	**40.01**	5.126	.438	4
36910	313912	**37.23**	5.626	.438	4
3.750" (3-3/4") Shaft					
37328	313949	**42.17**	4.501	.375	2
37330	313950	**32.91**	4.501	.469	5
37340	313954	**35.76**	4.501	.380	2
37341	313955	**59.85**	4.501	.376	2
37381	313958	**74.85**	4.751	.875	--
37387	313960	**36.43**	4.751	.375	2
37388	- - - - -	**....**	4.751	.375	2
37389	313964	**33.39**	4.751	.438	4
37390	313966	**24.87**	4.751	.438	4
37395	313972	**49.41**	4.751	.438	5
37396	313974	**24.48**	4.751	.438	3
37405	313986	**109.86**	4.751	.438	3
37433	313990	**32.31**	4.876	.438	3
37524	314000	**53.25**	4.999	.375	2
37525	314002	**37.53**	4.999	.375	2
37526	314004	**33.88**	4.999	.375	4
37532	314006	**32.87**	4.999	.438	3
37533	- - - - -	**....**	4.999	.438	5
37574	314014	**46.22**	5.251	.438	3
37577	314016	**65.52**	5.251	.438	3
3.813" (3-15/16") Shaft					
38040	314038	**26.87**	4.501	.250	1
38041	314039	**33.55**	4.501	.250	1
38160	- - - - -	**....**	4.999	.469	3
38220	314058	**32.08**	5.251	.469	3
3.873" Shaft					
38845	- - - - -	**....**	5.999	.625	4
3.875" (3-7/8") Shaft					
38646	314090	**46.06**	4.751	.375	2
38647	314092	**28.27**	4.751	.375	4
38649	314094	**63.34**	4.751	.375	4
38653	314096	**26.57**	4.751	.438	3
38669	- - - - -	**....**	4.876	.438	5
38673	- - - - -	**....**	4.876	.438	5
38678	314103	**89.04**	4.876	.500	5
38691	314104	**26.82**	4.999	.375	2
38692	314106	**25.51**	4.999	.375	4
38694	314108	**53.50**	4.999	.375	4
38702	- - - - -	**....**	5.126	.438	5
38703	314118	**38.75**	5.126	.438	3
38713	314124	**39.23**	5.126	.438	5
38730	314126	**46.56**	5.251	.438	3
38731	314128	**38.34**	5.251	.438	5
38740	314130	**211.97**	5.313	1.102	--
38745	- - - - -	**....**	5.376	.438	3
38749	314135	**51.16**	5.501	.500	P
38751	314138	**119.84**	5.563	1.267	--
38758	314140	**54.42**	5.626	.835	5
38774	- - - - -	**....**	5.690	.500	3
38777	314144	**39.74**	5.690	.750	--
38590	- - - - -	**....**	5.390	.375	7
3.938" (3-15/16") Shaft					
39245	314184	**18.96**	4.876	.438	3
39275	314186	**24.57**	4.999	.438	3
39276	314188	**80.99**	4.999	.438	3
39277	314190	**107.63**	4.999	.438	3
39304	314202	**95.15**	5.126	.472	5
39320	314204	**40.40**	5.251	.438	3
39385	314212	**55.00**	5.372	1.031	3
39350	- - - - -	**....**	5.375	.438	3
39423	314224	**37.48**	5.501	.438	3
4.000" (4") Shaft					
39835	314229	**$30.11**	4.501	.250	1
39851	- - - - -	**....**	4.876	.438	2
39860	314234	**37.81**	4.876	.250	1
39895	314236	**46.01**	4.999	.375	2
39921	314246	**100.07**	4.999	.375	4
39922	314248	**29.28**	4.999	.375	2
39923	314250	**25.37**	4.999	.375	4
39930	314251	**41.19**	4.999	.438	5
39932	314252	**118.34**	4.999	.438	3
39933	314254	**31.46**	4.999	.438	3
39934	314256	**29.26**	4.999	.438	5
39935	314258	**42.31**	4.999	.438	3
39946	314259	**84.94**	4.999	.438	--
39961	314260	**....**	4.999	.250	1
39975	314262	**39.02**	5.126	.438	3
39996	314272	**100.07**	5.251	.438	3
39997	314274	**35.92**	5.251	.438	3
40000	314284	**38.63**	5.251	.438	4
40020	314285	**36.93**	5.310	.500	5
40036	314288	**48.77**	5.376	.438	3
40049	314292	**49.69**	5.501	.438	3
40077	314296	**30.59**	5.626	.375	4
40078	314298	**38.20**	5.626	.438	8
40108	314312	**57.94**	5.751	.438	3
40131	314314	**36.66**	5.813	.500	--
40138	314320	**80.88**	6.001	.500	3
40158	314322	**54.49**	6.250	.500	3
4.012" Shaft					
40210	314334	**42.66**	5.693	.813	4
4.063" (4-1/16") Shaft					
40510	314360	**48.15**	5.390	.375	7
4.125" (4-1/8") Shaft					
41125	314374	**29.76**	4.999	.438	3
41126	314376	**90.55**	4.999	.438	3
41170	314380	**48.59**	5.126	.438	3
41171	314382	**61.98**	5.126	.438	3
41185	314384	**35.44**	5.251	.438	3
41186	314386	**64.63**	5.251	.438	3
41265	314396	**34.70**	5.501	.438	3
41287	314400	**41.81**	5.751	.438	3
41305	314402	**57.27**	6.001	.438	3
41307	314404	**89.20**	6.001	.438	3
4.166" Shaft					
41550	314434	**28.94**	5.501	.600	4
4.188" (4-3/16") Shaft					
41751	314444	**38.22**	4.999	.469	5
41761	314446	**51.46**	5.251	.469	3
41813	314448	**44.40**	5.501	.500	4
41814	314449	**94.94**	5.501	.500	4
41833	314450	**55.37**	5.751	.500	5
4.250" (4-1/4") Shaft					
42340	314470	**26.59**	4.813	.313	1
42380	314472	**....**	5.126	.250	1
42419	314482	**28.57**	5.251	.375	4
42422	314484	**....**	5.251	.375	2
42425	314485	**33.49**	5.251	.375	3
42426	314486	**....**	5.251	.438	3
42427	314488	**35.35**	5.251	.438	5
42433	314490	**84.78**	5.251	.438	3
42470	314494	**22.41**	5.251	.250	1
42474	314496	**72.65**	5.373	.438	4
42475	314498	**31.23**	5.376	.438	3
42528	314510	**34.82**	5.501	.438	3
42540	314514	**75.22**	5.501	.750	--
42557	314520	**46.24**	5.626	.438	4
42573	314522	**48.15**	5.751	.438	3
42592	314528	**150.05**	5.876	.500	3
42616	314534	**56.86**	6.001	.500	3
42635	314542	**58.15**	6.126	.500	3
42644	314544	**52.75**	6.250	.500	3
4.313" (4-5/16") Shaft					
43072	314575	**51.90**	5.501	.438	5
43073	314580	**49.64**	5.501	.438	5
43131	314581	**40.33**	5.751	.500	3
43135	314582	**209.46**	5.823	1.102	--
43150	314588	**216.96**	6.000	1.320	--
4.330" (110mm) Shaft					
43345	314612	**85.47**	5.626	.472	5

Prices subject to change without notice. **ASK FOR QUANTITY DISCOUNT**

SKF / CHICAGO RAWHIDE OIL SEALS

Package of 1 Generic is Decimal I.D. x O.D. Family is Decimal I.D. or Shaft Size

Seal O.D. is approximately .004 larger than its bore diameter of housing for press fit.

Oil Seal Number	Our Sequence Number	Per Each	Housing Diam.	Width Inches	Seal Type
4.375" (4-3/8") Shaft					
43650	314640	**$40.10**	5.376	.438	3
43691	314642	**34.43**	5.501	.438	3
43751	314652	**61.62**	5.751	.438	3
43762	314656	**80.26**	5.907	.984	--
43771	314660	**74.56**	6.001	.500	3
43820	314674	**85.63**	6.250	.500	3
44269	314700	**39.01**	5.373	.570	7
4.438" (4-7/16") Shaft					
44275	314706	**47.90**	5.501	.500	3
44276	314707	**68.99**	5.501	.500	3
44295	314710	**48.49**	5.751	.500	3
44320	314718	**75.82**	6.001	.500	3
44350	314720	**76.10**	6.250	.500	3
4.477" Shaft					
44630	314730	**59.89**	6.250	.500	3
4.500" (4-1/2") Shaft					
44892	314744	**94.32**	6.015	.550	7
44913	314754	**62.42**	5.251	.438	3
44917	314758	**101.68**	5.251	.438	5
44920	314760	**33.26**	5.376	.438	3
44926	314764	**95.95**	5.376	.438	5
44959	314766	**26.02**	5.501	.375	2
44960	314768	**32.77**	5.501	.375	4
44967	314772	**33.58**	5.501	.438	3
44968	314774	**33.28**	5.501	.438	5
44973	314776	**90.74**	5.501	.438	3
44980	314780	**63.69**	5.501	.435	3
45025	3147974	**33.99**	5.501	.250	1
45032	3147976	**39.21**	5.626	.438	3
45033	3147977	**204.32**	5.626	.438	5
45064	314798	**67.52**	5.751	.375	4
45069	314802	**37.30**	5.751	.438	3
45070	314804	**48.72**	5.751	.438	5
45110	314824	**44.89**	6.001	.500	3
45111	314826	**50.95**	6.001	.500	5
45112	314827	**96.57**	6.001	.500	5
45140	314828	**62.58**	6.126	.563	3
45150	314830	**74.97**	6.250	.500	3
45161	314836	**71.94**	6.409	.415	7
45167	314840	**72.92**	6.750	.375	7
4.563" (4-9/16") Shaft					
45550	314890	**54.15**	5.751	.500	5
4.625" (4-5/8") Shaft					
46125	314900	**84.19**	5.501	.500	2
46144	314902	**27.90**	5.626	.500	3
46155	314904	**69.32**	5.626	.500	3
46200	314914	**33.90**	5.751	.500	3
46208	314916	**78.23**	5.751	.500	3
46285	314920	**32.44**	6.001	.500	3
46309	314923	**115.30**	6.186	1.250	--
46324	314924	**60.49**	6.250	.500	3
46395	314928	**203.19**	6.623	1.094	4
4.688" (4-11/16") Shaft					
46851	314950	**32.29**	5.751	.250	1
46790	314938	**55.55**	5.751	.512	3
46800	314948	**41.19**	5.751	.512	3
46920	314962	**30.29**	6.001	.266	1
46935	314964	**54.52**	6.001	.380	2
46950	314966	**64.14**	6.250	.500	3
46975	314970	**220.08**	6.400	1.525	--
4.750" (4-3/4") Shaft					
47378	314999	**32.54**	5.375	.313	1
47375	314998	**45.02**	5.749	.438	2
47379	315000	**119.46**	5.751	.500	2
47382	315002	**86.44**	5.751	.500	4
47383	315003	**37.76**	5.751	.500	2
47394	315008	**....**	5.751	.500	3
47395	315010	**45.34**	5.751	.500	5
47441	315022	**60.86**	5.875	.500	3
47455	315024	**....**	6.002	.300	7
47474	315028	**....**	6.001	.500	3
47475	315030	**43.37**	6.001	.500	5
47481	315032	**120.66**	6.001	.500	2
47583	315042	**....**	6.250	.500	3
47586	315046	**156.05**	6.250	.500	5
47591	315048	**41.53**	6.250	.610	--
47660	315056	**73.06**	6.619	1.181	--
4.875" (4-7/8") Shaft					
48650	315116	**$35.76**	5.501	.250	1
48692	315120	**118.68**	6.001	.500	3
48693	315122	**40.73**	6.001	.500	3
48726	315132	**47.02**	6.126	.500	3
48769	315134	**46.70**	6.250	.500	3
48883	315152	**71.71**	6.375	.516	2
48886	315156	**44.56**	6.440	.500	2
4.902" Shaft					
49050	315168	**54.49**	6.309	.709	4
49060	315170	**71.98**	7.085	.475	7
4.921" (4-59/64") Shaft					
49274	315188	**111.58**	6.375	.500	5
4.938" (4-15/16") Shaft					
49251	315184	**45.00**	6.001	.400	3
49301	315200	**....**	6.250	.500	3
5.000" (5") Shaft					
49920	315220	**91.98**	5.751	.500	2
49927	315224	**132.82**	6.001	.500	5
49928	315226	**45.32**	6.001	.500	3
49929	315228	**69.96**	6.001	.500	5
49935	315230	**91.26**	6.000	.500	2
49951	315233	**105.95**	6.125	.500	2
49960	315235	**78.07**	6.126	.500	2
49966	315236	**67.50**	6.250	.500	3
49984	315238	**....**	6.250	.500	2
49985	315240	**40.49**	6.250	.500	4
49990	315242	**61.98**	6.250	.500	3
49991	315244	**156.17**	6.250	.500	3
49998	315246	**58.15**	6.250	.500	5
50070	315256	**....**	6.250	.250	1
50130	315272	**71.52**	6.375	.500	3
50138	315273	**76.44**	6.375	.500	5
50148	315274	**80.30**	6.500	.500	3
50151	315275	**177.04**	6.500	.500	3
50167	315276	**135.64**	6.623	.906	4
50168	315278	**71.52**	6.750	.500	3
50172	315280	**76.03**	6.750	.500	5
50185	315282	**73.59**	7.000	.500	5
50186	315284	**150.90**	7.125	.500	--
50195	315288	**....**	7.500	.500	5
5.063" (5-1/16") Shaft					
50618	315290	**56.95**	6.126	.500	3
50620	315292	**110.46**	6.125	.500	--
50640	315294	**43.81**	6.310	1.313	3
50650	315298	**66.95**	6.375	.500	3
5.125" (5-1/8") Shaft					
51240	315316	**60.72**	6.126	.500	5
51243	315317	**75.13**	6.126	.500	2
51247	315318	**78.81**	6.126	.500	2
51248	315320	**52.93**	6.375	.500	3
51252	315322	**59.02**	6.250	.500	5
51253	315324	**92.80**	6.250	.500	4
51255	315326	**120.68**	6.375	.500	3
51260	315328	**123.33**	6.408	.625	--
51276	315330	**76.65**	6.500	.500	5
51277	- - - - -	**....**	6.625	.500	2
51320	315334	**135.90**	7.000	.500	2
5.188" (5-3/16") Shaft					
51800	315336	**117.53**	6.250	.500	2
51852	315368	**123.92**	6.501	.625	3
5.250" (5-1/4") Shaft					
52440	315384	**....**	6.001	.375	2
52443	315385	**89.33**	6.001	.500	3
52445	315386	**74.33**	6.250	.500	3
52447	315388	**124.22**	6.250	.500	3
52475	315392	**42.40**	6.250	.250	1
52488	315398	**59.07**	6.500	.500	3
52489	315400	**159.13**	6.500	.500	3
52648	315412	**....**	6.750	.500	3
52649	315414	**132.45**	6.750	.500	3
52651	315416	**114.71**	6.750	.500	2
52655	315418	**140.88**	7.125	.500	2
5.313" (5-5/16") Shaft					
53100	315426	**120.66**	6.375	.500	2
53151	315428	**67.16**	6.500	.500	5
5.375" (5-3/8") Shaft					
53688	315440	**$73.25**	6.374	.500	5
53692	315442	**76.26**	6.499	.563	3
53701	315452	**63.29**	6.625	.500	3
53702	315454	**164.99**	6.625	.500	3
53771	315458	**125.23**	6.750	.500	3
53775	315460	**73.98**	6.750	.500	3
53790	315462	**54.17**	6.876	1.000	--
5.438" (5-7/16") Shaft					
54300	315484	**129.97**	6.625	.500	2
5.500" (5-1/2") Shaft					
54925	315490	**53.27**	6.250	.500	4
54929	315492	**99.08**	6.310	1.188	--
54931	315496	**47.45**	6.500	.500	3
54934	315500	**157.16**	6.500	.500	3
54936	315504	**72.19**	6.500	.500	3
54940	315506	**96.48**	6.499	1.063	--
54949	315508	**71.06**	6.626	.563	5
54959	315510	**53.69**	6.750	.500	2
54960	315512	**52.75**	6.750	.500	4
54972	315514	**53.02**	6.750	.500	3
54974	315516	**167.15**	6.750	.500	3
55152	315536	**127.67**	6.780	.380	--
55157	315538	**101.01**	6.876	.563	5
55170	315542	**144.26**	6.998	1.188	--
55175	315544	**95.01**	7.250	.625	--
55179	315546	**105.79**	7.501	.563	3
5.625" (5-5/8") Shaft					
56101	315558	**67.09**	6.625	.500	3
56102	315559	**164.99**	6.625	.500	3
56112	315561	**257.80**	6.750	.750	--
56136	315562	**65.02**	6.875	.500	3
56137	315564	**133.07**	6.875	.500	3
56160	315566	**122.54**	7.125	.500	5
5.750" (5-3/4") Shaft					
57502	315610	**48.36**	6.375	.250	1
57505	315612	**67.45**	6.625	.500	3
57506	315614	**96.00**	6.625	.500	2
57510	315616	**68.30**	6.750	.500	3
57522	315622	**167.48**	6.750	.500	3
57519	315618	**85.36**	6.876	.563	5
57521	315620	**55.37**	7.000	.500	3
57523	315624	**179.01**	7.000	.500	3
57531	315626	**77.06**	7.000	.500	5
57571	315629	**52.63**	7.003	.250	--
57578	315630	**88.62**	7.126	.563	5
57584	315634	**82.03**	7.502	.563	5
5.875" (5-7/8") Shaft					
58709	315650	**126.93**	6.875	.500	3
58710	315654	**140.22**	7.000	.500	2
58716	315658	**89.13**	7.125	.500	3
58717	315660	**213.62**	7.125	.500	3
58741	315662	**66.72**	7.125	.500	5
58760	315664	**86.07**	7.500	.500	3
5.938" (5-1/516") Shaft					
59300	315684	**125.78**	7.000	.500	2
6.000" (6") Shaft					
59999	315695	**64.54**	6.750	.500	4
60000	315700	**87.66**	6.750	.500	2
60006	315704	**87.70**	7.002	.500	5
60009	315705	**123.42**	7.250	.500	2
60012	3157055	**83.24**	7.126	.563	5
60016	315706	**69.94**	7.500	.500	4
60026	315708	**220.59**	7.500	.500	5
60028	315712	**88.58**	7.500	.500	5
60075	315716	**73.54**	7.500	.250	1
6.063" (6-1/16") Shaft					
60650	315718	**154.93**	7.500	.500	2
6.125" (6-1/8") Shaft					
61210	315728	**79.18**	7.125	.625	3
61212	315729	**169.47**	7.125	.550	--
61215	315730	**126.06**	7.125	.500	2
61230	315731	**127.19**	7.250	.500	2
61235	315732	**152.61**	7.375	.500	2
61248	315736	**113.53**	7.502	.563	5
61255	315738	**79.45**	7.625	.625	3
61256	315740	**110.87**	7.625	.625	3

ASK FOR QUANTITY DISCOUNT *Prices subject to change without notice.*

SKF / CHICAGO RAWHIDE OIL SEALS

Package of 1

Generic is Decimal I.D. x O.D. Family is Decimal I.D. or Shaft Size

Seal O.D. is approximately .004 larger than its bore diameter of housing for press fit.

Oil Seal Number	Our Sequence Number	Per Each	Housing Diam.	Width Inches	Seal Type
6.188" (6-3/16") Shaft					
61840	315760	**$96.00**	7.500	.563	3
6.204" Shaft					
62000	315772	**103.70**	7.330	.500	2
6.250" (6-1/4") Shaft					
62480	315776	**129.44**	7.250	.500	2
62482	315783	**82.14**	7.252	.500	3
62495	315784	**81.38**	7.500	.500	3
62497	315786	**181.56**	7.500	.500	3
62530	315796	**168.46**	7.500	.500	--
62535	315798	**76.81**	7.750	.500	3
62572	315802	**79.11**	7.875	.625	3
6.375" (6-3/8") Shaft					
63700	315828	**81.93**	7.375	.625	3
63717	315829	**140.52**	7.500	.500	2
63734	315834	**86.78**	7.875	.563	5
63733	315832	**91.03**	7.875	.625	3
6.438" (6-7/16") Shaft					
64330	315850	**126.50**	7.500	.500	2
6.500" (6-1/2") Shaft					
64993	315880	**78.46**	7.500	.500	4
64994	315882	**71.61**	7.500	.500	3
64998	315884	**190.92**	7.500	.500	3
65021	315894	**75.80**	8.000	.500	2
65037	315898	**98.44**	8.000	.500	5
6.625" (6-5/8") Shaft					
66217	315912	**143.16**	7.625	.500	2
66219	315913	**126.43**	7.750	.500	2
66222	315914	**143.90**	7.875	.500	2
66230	315915	**164.92**	8.000	.500	2
66241	315916	**90.32**	8.125	.500	3
6.750" (6-3/4") Shaft					
67510	315936	**130.86**	7.750	.500	2
67515	315938	**94.76**	8.000	.500	3
67533	315942	**93.91**	8.250	.500	3
67600	315950	**162.47**	8.750	.500	2
6.875" (6-7/8") Shaft					
68730	315959	**147.83**	8.250	.500	2
68745	315960	**79.96**	8.375	.500	3
68760	315961	**140.42**	8.500	.500	2
7.000" (7") Shaft					
70016	315972	**71.71**	8.000	.625	3
70028	315976	**....**	8.250	.625	3
70034	315978	**116.68**	8.375	.625	5
70052	315982	**95.91**	8.500	.625	3
70053	315984	**94.30**	8.500	.625	5
70054	315986	**258.69**	8.500	.625	5
70080	315988	**79.73**	8.500	.500	4
7.125" (7-1/8") Shaft					
71220	315994	**142.33**	8.250	.500	--
71245	316004	**90.46**	8.625	.625	3
7.250" (7-1/4") Shaft					
72515	316016	**75.75**	8.250	.625	2
72539	316018	**104.46**	8.750	.625	5
72542	316020	**171.36**	8.750	.750	3
72570	316022	**128.84**	9.055	.625	5
7.375" (7-3/8") Shaft					
73720	316036	**144.42**	8.375	.500	2
73730	316040	**145.89**	8.500	.500	2
73745	316046	**94.60**	8.875	.625	3
7.453" (7-28/64") Shaft					
74540	316068	**155.62**	8.500	.750	2
7.500" (7-1/2") Shaft					
75030	316092	**104.78**	8.500	.625	3
75046	316094	**153.62**	8.750	.500	2
75050	316096	**102.69**	9.000	.625	3
75052	316098	**123.95**	9.000	.625	5
75069	316106	**181.89**	9.250	.500	2
7.625" (7-5/8") Shaft					
76215	316110	**98.27**	8.625	.563	3
76225	316112	**159.75**	8.875	.500	2
76255	316114	**103.01**	9.125	.625	3
7.750" (7-3/4") Shaft					
77506	316116	**159.11**	8.750	.500	2
77540	316122	**97.68**	9.250	.625	3

SKF / CHICAGO RAWHIDE METRIC OIL SEALS

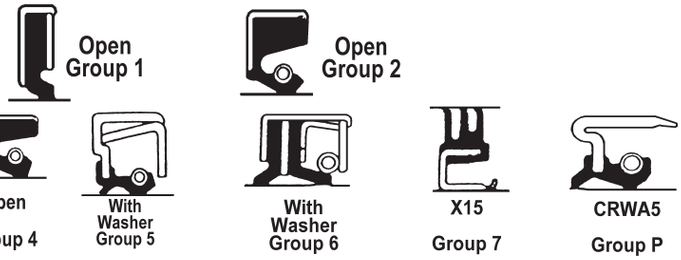

Oil Seal No. x H x Wide MM	Our Sequence Number	Per Each	Seal Type
20MM SHAFT			
20x35x7	306782	**$4.11**	4
20x40x7	3067905	**3.95**	4
25MM SHAFT			
25x40x7	307192	**3.91**	4
25x45x8	307197	**4.78**	4
25x52x8	307208	**5.70**	4
28MM SHAFT - STYLE 4			
28x40x7	307560	**4.85**	4
28x42x7	307563	**2.28**	4
30MM SHAFT			
30x42x7	307785	**4.64**	4
30x45x8	307791	**3.26**	4
30x47x8	307797	**....**	4
30x50x8	307801	**4.09**	4
30x52x8	307802	**5.52**	4
30x62x7	307818	**6.80**	4
32MM SHAFT			
32x47x8	308176	**3.52**	4
32x48x8	308180	**2.30**	4
32x50x8	308182	**5.15**	4
32x52x8	308184	**4.99**	4
35MM SHAFT			
35x47x7	308589	**4.00**	4
35x50x8	308594	**5.88**	4
35x52x8	308596	**5.56**	4
35x55x8	308606	**5.01**	4
35x62x8	308621	**6.85**	4
35x72x10	308578	**9.65**	4
38MM SHAFT			
38x55x8	308769	**2.70**	4
38x58x8	308774	**4.53**	4
38x62x8	308780	**5.03**	4
40MM SHAFT			
40x52x7	309190	**6.32**	4
40x55x8	309198	**6.32**	4
40x58x8	309204	**2.59**	4
40x62x8	309208	**6.44**	4
40x65x10	309212	**9.49**	4
40x68x8	309214	**4.76**	4
40x72x10	309218	**7.95**	4
42MM SHAFT			
42x62x8	309463	**6.21**	4
42x65x10	309467	**4.41**	4
45MM SHAFT			
45x60x8	309900	**6.21**	4
45x62x8	309904	**5.22**	4
45x65x8	309910	**6.53**	4
45x68x8	309918	**5.22**	4
45x72x8	309924	**7.86**	4
50x68x8	310516	**4.20**	4
50x72x8	310529	**3.35**	4
50x80x8	310540	**3.58**	4
48MM SHAFT			
48x72x8	310316	**9.84**	4

Oil Seal No. x H x Wide MM	Our Sequence Number	Per Each	Seal Type
50MM SHAFT			
50x65x8	310510	**$6.80**	4
52MM SHAFT			
52x72x8	310848	**5.29**	4
55MM SHAFT			
55x70x8	311141	**7.49**	4
55x72x8	311144	**7.54**	4
55x80x8	311150	**8.57**	4
55x85x8	311156	**8.43**	4
60MM SHAFT			
60x80x8	311521	**8.57**	4
60x85x8	311526	**7.22**	4
60x90x8	311530	**10.34**	4
62MM SHAFT			
62x80x10	311752	**3.55**	4
65MM SHAFT			
65x80x8	311988	**7.75**	4
65x85x10	311992	**8.32**	4
65x90x10	311995	**9.61**	4
70MM SHAFT			
70x90x10	3124299	**7.95**	4
70x100x10	312440	**11.35**	4
70x110x10	312444	**11.08**	4
72MM SHAFT			
72x90x10	312496	**5.10**	4
72x95x10	312499	**7.63**	4
72x100x10	312501	**10.41**	4
75MM SHAFT			
75x95x10	312704	**11.22**	4
75x100x10	312706	**11.10**	4
75x105x10	312708	**7.33**	4
75x110x12	312710	**14.13**	4
80MM SHAFT			
80x100x10	313112	**12.50**	4
80x110x10	313122	**10.87**	4
85MM SHAFT			
85x105x12	313342	**5.64**	4
85x110x12	313346	**14.89**	4
85x120x12	313358	**17.42**	4
90MM SHAFT			
90x110x12	313701	**6.81**	4
90x120x12	313714	**12.25**	4
95MM SHAFT			
95x115x12	313920	**11.49**	4
95x120x12	3139235	**14.13**	4
100MM SHAFT			
100x120x12	3141652	**6.40**	4
100x125x12	3141669	**13.63**	4
100x130x12	314170	**19.33**	4
100x140x12	314174	**19.09**	4

SPEEDI-SLEEVE®

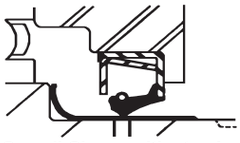

Speedi-Sleeve with standard single-lip seal



Speedi-Sleeve with combination lip seal.

SIZE OF SLEEVE SHOWN BY LAST 3 DIGITS OF PART NUMBER

Two sleeves for double seal installation.



Flange removed for double seal installation.

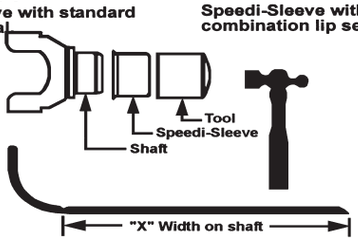

Speedi-Sleeve® was created to fill a need. It is less costly than custom renewal of seal surfaces, either by welding or machine shop resleeving. It reduces downtime because the installation of a Speedi-Sleeve® offers a custom finish, chrome plated sealing surface of corrosion resistant stainless steel. Oversize seals need not be used. The original equipment type of seal or first-class replacements of exactly the same size are suitable.

C/R Number	Shaft Diam. Range Min. Ins.	Max. Ins.	Width Ins.	Our Sequence Number	Per Each
99049	.469	.475	.236	317312	**$35.14**
99050	.498	.502	.250	317313	**35.14**
99055	.547	.551	.250	3173132	**39.01**
99056	.560	.566	.250	317314	**22.65**
99059	.589	.593	.197	317315	**21.19**
99060	.682	.686	.313	317316	**33.26**
99062	.623	.627	.313	317317	**39.01**
99068	.667	.671	.315	317318	**33.71**
99076	.748	.752	.313	317320	**51.62**
99078	.785	.789	.315	317322	**33.44**
99080	.780	.784	.313	317324	**37.94**
99081	.759	.761	.313	317325	**36.20**
99082	.704	.709	.315	317326	**35.14**
99084	.861	.866	.259	3173262	**38.79**
99085	.861	.866	.315	317327	**33.88**
99086	.857	.861	.250	317328	**41.19**
99087	.873	.877	.313	317330	**38.11**
99091	.908	.912	.313	317331	**35.14**
99094	.966	.970	.313	317332	**35.14**
99096	.966	.970	.625	317334	**37.90**
99098	.982	.986	.313	317336	**51.62**
99103	1.019	1.024	.315	317347	**45.83**
99106	1.060	1.064	.313	317348	**51.62**
99108	1.087	1.091	.313	317349	**35.14**
99111	1.100	1.104	.375	317350	**24.23**
99112	1.123	1.127	.313	317352	**50.61**
99114	1.179	1.184	.315	317354	**53.83**
99118	1.185	1.190	.313	317356	**53.83**
99120	1.154	1.158	.375	317358	**35.14**
99122	1.173	1.178	.313	317360	**35.14**
99123	1.216	1.222	.313	317361	**22.65**
99125	1.247	1.253	.313	317362	**51.94**
99128	1.257	1.263	.315	317364	**37.14**
99129	1.308	1.314	.250	317366	**37.14**
99131	1.310	1.316	.500	317368	**49.96**
99133	1.371	1.377	.313	317370	**38.60**
99138	1.371	1.377	.500	317372	**52.88**
99139	1.375	1.381	.512	317374	**54.35**
99141	1.237	1.243	.315	317376	**35.14**
99143	1.432	1.438	.563	317378	**38.11**
99144	1.435	1.441	.375	317379	**....**
99146	1.412	1.417	.512	317380	**41.35**
99147	1.490	1.496	.512	317381	**41.35**
99149	1.497	1.503	.563	317382	**59.66**
99150	1.497	1.503	.375	317384	**60.81**
99152	1.520	1.526	.438	317385	**39.02**
99153	1.569	1.575	.389	3173852	**42.04**
99155	1.549	1.555	.438	317386	**59.66**
99156	1.559	1.565	.563	317388	**58.05**
99157	1.572	1.578	.512	317390	**59.48**
99160	1.602	1.608	.500	317391	**58.65**
99161	1.622	1.628	.313	317392	**....**
99162	1.623	1.628	.563	317394	**43.53**
99163	1.608	1.614	.500	3173942	**38.79**

C/R Number	Shaft Diam. Range Min. Ins.	Max. Ins.	Width Ins.	Our Sequence Number	Per Each
99166	1.647	1.653	.445	317395	**$57.04**
99167	1.685	1.691	.313	317396	**59.48**
99168	1.684	1.690	.563	317400	**57.04**
99169	1.647	1.653	.563	317401	**25.00**
99170	1.736	1.752	.375	317402	**38.75**
99171	1.715	1.721	.563	317403	**43.08**
99172	1.747	1.753	.375	317404	**38.43**
99174	1.748	1.753	.563	317406	**56.81**
99175	1.747	1.753	.750	317408	**59.64**
99176	1.761	1.767	.563	317410	**45.78**
99177	1.769	1.775	.551	317412	**60.70**
99179	1.778	1.784	.667	317414	**25.55**
99180	1.747	1.753	.531	317415	**40.33**
99181	1.809	1.815	.563	317416	**61.55**
99182	1.687	1.693	.500	3174162	**38.79**
99184	1.872	1.878	.375	317417	**40.93**
99185	1.857	1.863	.563	317418	**....**
99186	1.866	1.872	.889	317420	**46.33**
99187	1.872	1.878	.563	317422	**56.91**
99188	1.872	1.878	.295	317423	**46.30**
99189	1.887	1.893	.551	317424	**60.61**
99190	1.872	1.878	.175	317425	**25.04**
99192	1.909	1.915	.375	317426	**26.59**
99193	1.934	1.940	.563	317428	**63.20**
99196	1.965	1.971	.551	317430	**64.12**
99198	1.997	1.983	.563	317431	**....**
99199	1.997	2.003	.563	317432	**68.60**
99200	1.997	2.003	.875	317442	**64.12**
99204	2.040	2.047	.500	317443	**48.79**
99205	2.057	2.063	.781	317444	**45.41**
99210	2.123	2.128	.500	317446	**61.64**
99212	2.124	2.130	.781	317448	**69.04**
99215	2.162	2.168	.787	317450	**66.05**
99218	2.186	2.192	.781	317452	**70.99**
99220	2.198	2.205	.500	317453	**68.53**
99225	2.249	2.255	.781	317454	**68.53**
99226	2.237	2.243	.764	317456	**70.99**
99227	2.249	2.255	.313	317458	**44.44**
99229	2.227	2.233	.500	317459	**51.44**
99230	2.227	2.233	.781	317460	**68.07**
99231	2.309	2.315	.781	317462	**68.07**
99233	2.327	2.333	.750	317464	**46.33**
99235	2.369	2.365	.787	317466	**67.39**
99237	2.374	2.380	.781	317470	**70.17**
99238	2.372	2.378	.594	317472	**68.07**
99240	2.374	2.380	.526	317473	**67.39**
99241	2.359	2.365	.370	3174735	**46.33**
99242	2.435	2.441	.500	317474	**46.77**
99243	2.434	2.440	.781	317476	**30.14**
99244	2.433	2.441	.500	317477	**46.77**
99248	2.500	2.506	.500	317478	**67.09**
99249	2.489	2.496	.781	317480	**68.93**
99250	2.500	2.506	.781	317482	**72.90**
99251	2.510	2.516	.781	317484	**34.37**
99253	2.497	2.503	.555	317485	**54.54**
99254	2.556	2.562	.787	317486	**....**
99256	2.560	2.566	.781		**....**
99259	2.595	2.601	.781	317490	**53.34**
99260	2.622	2.628	.500	317492	**54.65**
99261	2.618	2.624	.781	317494	**77.47**
99262	2.625	2.631	.781	317496	**66.70**
99264	2.621	2.627	.781	317498	**73.64**
99266	2.670	2.677	.750	317499	**50.44**
99267	2.747	2.753	1.438	317500	**48.15**
99268	2.727	2.733	.781	317502	**71.11**
99269	2.750	2.756	1.125	317504	**60.56**
99272	2.750	2.756	.406	317508	**76.16**
99273	2.740	2.746	.781	317510	**30.73**
99274	2.745	2.751	.781	317512	**48.75**
99275	2.750	2.756	.781	317514	**54.32**
99276	2.753	2.759	.787	317516	**46.68**
99281	2.809	2.815	.594	317518	**56.15**

 © Baum Hydraulics Corporation

SPEEDI-SLEEVE®

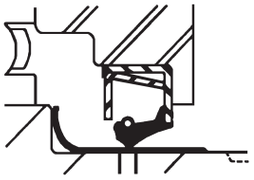

Speedi-Sleeve with standard single-lip seal.



Speedi-Sleeve with combination lip seal.

SIZE OF SLEEVE SHOWN BY LAST 3 DIGITS OF PART NUMBER

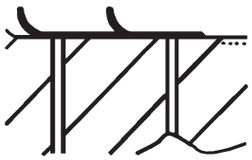

Two sleeves for double seal installation.

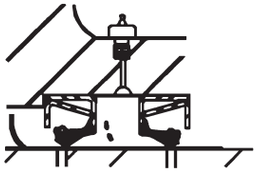

Flange removed for double seal installation.

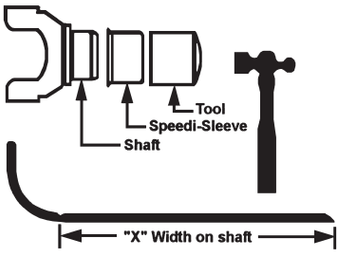

Speedi-Sleeve® was created to fill a need. It is less costly than custom renewal of seal surfaces, either by welding or machine shop resleeving. It reduces downtime because the installation of a Speedi-Sleeve® offers a custom finish, chrome plated sealing surface of corrosion resistant stainless steel. Oversize seals need not be used. The original equipment type of seal or first-class replacements of exactly the same size are suitable.

C/R Number	Shaft Diam. Range Min. Ins.	Max. Ins.	Width Ins.	Our Sequence Number	Per Each
99282	2.838	2.844	.500	317520	**$49.71**
99284	2.827	2.835	.750	3175202	**56.65**
99286	2.866	2.872	.781	317522	**64.58**
99287	2.873	2.879	.781	3175223	**76.16**
99289	2.950	2.956	.594	3175225	**62.65**
99290	2.937	2.943	.500	317525	**63.34**
99291	2.990	2.996	.484	3175255	**58.65**
99292	2.972	2.976	.813	3175256	**33.05**
99293	2.937	2.943	.781	317526	**77.68**
99294	2.950	2.956	.866	317528	**56.68**
99296	2.997	3.003	.813	317530	**65.85**
99298	2.990	2.996	.563	317532	**47.81**
99299	2.990	2.996	.813	317534	**45.71**
99300	3.000	3.006	.813	317544	**80.39**
99301	3.008	3.014	.500	317546	**44.29**
99303	3.000	3.006	.625	317548	**58.65**
99306	3.063	3.071	.750	317549	**58.65**
99311	3.120	3.126	.688	317552	**71.80**
99312	3.120	3.126	.813	317554	**74.42**
99313	3.142	3.150	.750	....	**....**
99315	3.146	3.153	.827	317558	**32.78**
99317	3.146	3.153	.433	317559	**48.06**
99322	3.247	3.253	.813	317560	**64.10**
99324	3.250	3.256	.595	317562	**64.10**
99325	3.250	3.256	.813	317564	**30.09**
99326	3.250	3.256	.688	317566	**73.64**
99328	3.225	3.231	.660	317568	**57.80**
99331	3.307	3.313	.813	3175685	**74.76**
99332	3.338	3.346	.669	317569	**80.72**
99333	3.337	3.346	.827	317572	**88.12**
99334	3.338	3.346	.399	317573	**40.88**
99337	3.373	3.379	.813	317574	**101.56**
99338	3.373	3.379	.375	317575	**74.07**
99339	3.435	3.441	.781	317576	**55.99**
99340	3.477	3.483	.781	317577	**76.90**
99346	3.497	3.503	.625	3175775	**71.41**
99347	3.500	3.506	.313	317578	**48.42**
99349	3.501	3.507	.625	317579	**70.17**
99350	3.500	3.506	.813	317580	**75.08**
99351	3.540	3.546	.710	317581	**72.37**
99352	3.540	3.546	.438	317582	**54.97**
99353	3.540	3.546	.526	317583	**54.97**
99354	3.540	3.546	.906	3175835	**76.14**
99356	3.560	3.566	.813	317584	**53.53**
99359	3.727	3.733	.469	317586	**53.39**
99360	3.618	3.624	.813	317588	**77.77**
99362	3.623	3.629	.813	317590	**59.66**
99363	3.623	3.629	.500	317592	**77.77**
99364	3.740	3.746	.469	317594	**....**
99365	3.685	3.691	.813	317596	**53.39**
99366	3.727	3.733	.781	317598	**53.39**
99367	3.750	3.756	.344	317600	**61.73**
99368	3.684	3.690	.313	317602	**74.76**
99369	3.737	3.743	.827	317604	**63.50**
99372	3.750	3.756	.688	317606	**108.80**

C/R Number	Shaft Diam. Range Min. Ins.	Max. Ins.	Width Ins.	Our Sequence Number	Per Each
99374	3.740	3.743	.344	317608	**$52.93**
99376	3.746	3.752	.563	317612	**50.75**
99386	3.868	3.874	.813	317614	**72.26**
99387	3.873	3.879	.813	317616	**60.14**
99393	3.935	3.941	.813	317618	**60.63**
99395	3.998	4.006	.600	317620	**70.47**
99399	3.998	4.006	.813	317622	**88.28**
99400	3.998	4.006	.650	317628	**84.19**
99401	3.998	4.006	.500	317632	**63.52**
99409	4.090	4.098	.787	317633	**40.51**
99412	4.122	4.130	.813	317634	**73.97**
99413	4.130	4.138	.787	317636	**88.30**
99418	4.183	4.191	.813	317638	**75.22**
99423	4.226	4.234	.781	317640	**79.54**
99424	4.248	4.256	.813	317642	**116.02**
99434	4.322	4.331	.448	3176422	**88.30**
99435	4.327	4.335	.509	317643	**129.26**
99437	4.370	4.378	.813	317644	**93.84**
99438	4.401	4.409	.750	317646	**83.54**
99439	4.434	4.442	1.000	317647	**....**
99450	4.496	4.504	.813	317648	**90.76**
99452	4.523	4.531	.813	317650	**60.07**
99463	4.621	4.629	1.000	317652	**123.42**
99465	4.621	4.629	.438	317654	**88.73**
99468	4.685	4.693	.813	317656	**129.28**
99471	4.720	4.728	.315	317657	**....**
99472	4.799	4.807	.787	317658	**148.49**
99473	4.720	4.728	.787	317659	**....**
99475	4.746	4.754	.500	317660	**106.18**
99484	4.839	4.847	.787	317662	**93.20**
99487	4.871	4.879	.625	317663	**112.06**
99490	4.917	4.925	.394	317664	**100.99**
99491	5.117	5.125	.866	317665	**137.21**
99492	4.917	4.925	1.024	317666	**97.24**
99494	5.110	5.118	.750	317667	**128.31**
99498	4.998	5.006	.688	317668	**123.33**
99499	4.998	5.006	.813	317669	**....**
99501	4.998	5.006	.540	317670	**147.83**
99513	5.120	5.128	.813	317671	**133.21**
99525	5.246	5.254	.813	317672	**204.13**
99533	5.307	5.315	.807	317673	**140.15**
99537	5.371	5.379	.813	317674	**142.45**
99547	5.472	5.480	.563	317675	**136.06**
99548	5.434	5.442	1.500	317676	**136.06**
99549	5.498	5.503	.813	317678	**181.52**
99552	5.508	5.516	.807	317679	**140.68**
99562	5.726	5.734	.563	317680	**142.45**
99571	5.700	5.709	.750	3176802	**197.42**
99575	5.746	5.754	.813	317681	**166.99**
99587	5.871	5.879	1.000	317682	**140.68**
99595	5.895	5.905	1.024	317683	**186.14**
99596	5.934	5.942	1.000	317684	**147.83**
99599	5.995	6.000	1.000	317686	**154.54**
99601	5.995	6.003	.500	317696	**145.00**
99605	6.058	6.068	1.024	317698	**134.33**
99606	6.092	6.102	1.024	317699	**147.83**
99620	6.198	6.208	.813	317700	**197.19**
99625	6.245	6.255	1.031	317701	**209.56**
99630	6.289	6.299	1.000	317702	**209.56**
99640	6.683	6.693	1.250	317703	**239.25**
99650	6.495	6.505	1.000	317704	**239.25**
99687	6.880	6.890	1.102	317707	**284.41**
99725	7.244	7.254	1.250	317712	**260.28**
99726	7.273	7.283	1.260	317713	**260.28**

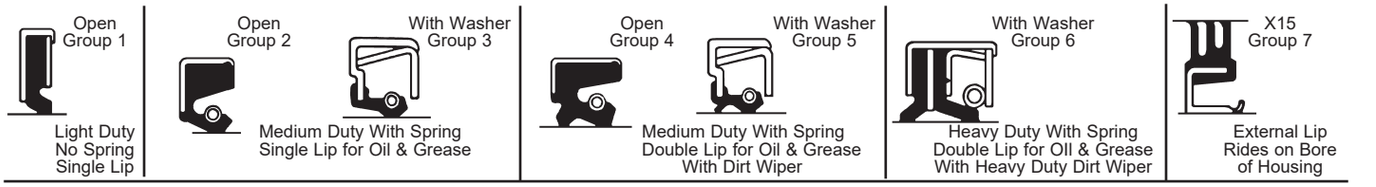

Generic is Decimal I.D. x O.D. Family is Decimal I.D. or Shaft Size

Oil Seal Number	Our Sequence Number	Per Each	Seal O.D.	Width Inches	Seal Type
		.375" (3/8") Shaft			
3687	1300268	**$0.87**	.749	.250	2
030812	1300269	**0.86**	.819	.250	2
		.500" (1/2") Shaft			
4931	1300392	**7.97**	.875	.250	2
4940	1300395	**....**	.875	.313	P
5062	1300401	**2.99**	1.124	.250	4
5133	1300410	**1.85**	1.250	.250	2
		.625" (5/8") Shaft			
6141	130050	**4.58**	.999	.250	4
6152	130054	**2.80**	1.000	.125	1
6203	130060	**1.40**	1.124	.250	2
6204	130065	**1.40**	1.124	.250	4
6213	130067	**4.86**	1.124	.250	2
6215	130069	**3.58**	1.124	.250	4
6316	130072	**2.26**	1.250	.250	4
6372	1300724	**2.55**	1.375	.250	4
6373	1300725	**9.47**	1.375	.250	4
		.687" (11/16") Shaft			
6763	1300764	**1.76**	1.187	.188	2
6816	130077	**1.13**	1.375	.313	2
		.750" (3/4") Shaft			
7413	130078	**6.51**	1.062	.188	1
7415	1300783	**1.03**	1.124	.156	1
7421	1300789	**1.13**	1.187	.250	1
7439	130085	**0.98**	1.250	.188	2
7440	130095	**....**	1.250	.250	2
7443	130100	**1.54**	1.250	.250	4
7449	130106	**13.59**	1.250	.375	P
7464	130115	**1.11**	1.250	.250	1
7465	130116	**1.90**	1.250	.313	4
7513	130130	**9.02**	1.375	.375	4
7573	130136	**2.44**	1.499	.250	4
7591	130138	**2.87**	1.575	.250	2
7627	130140	**1.13**	1.628	.250	2
7628	1301402	**2.16**	1.624	.250	4
7636	1301411	**1.87**	1.752	.250	2
7638	1301412	**2.72**	1.752	.250	4
7693	130142	**2.24**	2.047	.313	2
		.812" (13/16") Shaft			
8088	130158	**....**	1.499	.250	2
		.875" (7/8") Shaft			
8620	130163	**1.08**	1.125	.125	1
8624	130164	**1.56**	1.250	.188	2
8627	- - - - -	...	1.251	.188	1
8646	- - - - -	...	1.375	.250	2
8648	130170	**1.66**	1.375	.250	2
8660	130175	**2.10**	1.375	.250	4
8665	- - - - -	...	1.375	.250	P
8677	130177	**4.23**	1.375	.188	1
8702	130179	**2.48**	1.499	.250	4
8741	130182	**0.59**	1.499	.250	1
8748	130183	**1.46**	1.502	.313	4
8763	130185	**1.58**	1.575	.250	2
8796	1301855	**10.55**	1.624	.250	2
8870	130186	**1.67**	2.000	.250	2
		1.000" (1") Shaft			
9814	130193	**1.76**	1.375	.250	P
9815	130195	**2.06**	1.250	.125	1
9818	130198	**1.19**	1.312	.125	1
9820	130201	**7.72**	1.375	.188	1
9826	130206	**3.69**	1.375	.250	2
9835	1302085	**Call**	1.437	.250	1
9837	130210	**2.16**	1.437	.250	2
9838	130215	**2.13**	1.437	.250	4
9843	130220	**3.34**	1.499	.250	4
9847	130225	**....**	1.437	.250	4
9859	130230	**2.42**	1.499	.188	1

Continued in next column

Oil Seal Number	Our Sequence Number	Per Each	Seal O.D.	Width Inches	Seal Type
9876	130235	**$2.19**	1.499	.250	2
9878	130245	**10.32**	1.499	.250	4
9879	1302455	**7.58**	1.499	.250	4
9894	130248	**1.75**	1.561	.250	2
9900	130250	**6.70**	1.561	.250	1
9903	130255	**1.77**	1.575	.250	1
9932	130258	**2.60**	1.624	.250	1
9934	130259	**2.85**	1.624	.250	2
9935	130260	**10.55**	1.624	.250	4
9997	130270	**9.94**	1.752	.250	2
9998	130275	**10.55**	1.752	.250	4
10034	130287	**2.22**	1.781	.469	1
10035	130290	**1.64**	1.781	.469	1
10050	1302906	**9.16**	1.828	.250	4
10075	130295	**2.45**	1.874	.250	2
10112	130298	**1.85**	1.938	.250	1
10114	130300	**2.91**	1.983	.313	4
10123	130305	**2.59**	2.000	.250	2
10124	130310	**2.60**	2.000	.250	4
10158	130325	**2.77**	2.062	.250	2
101872	130296	**1.85**	1.874	.250	4
		1.063" (1-1/16") Shaft			
10515	130340	**3.55**	1.499	.250	2
10653	130347	**2.51**	1.752	.250	2
10681	130348	**1.55**	1.828	.250	2
10740	130360	**4.37**	2.000	.250	2
		1.125" (1-1/8") Shaft			
11050	130363	**2.01**	1.375	.125	1
11060	1303645	**2.20**	1.499	.188	1
11061	130365	**10.21**	1.499	.188	2
11067	130366	**3.07**	1.561	.250	2
11081	130367	**5.17**	1.562	.250	1
11082	130368	**1.47**	1.565	.250	2
11086	130370	**10.55**	1.575	.250	4
11123	130375	**2.64**	1.624	.250	2
11124	130380	**3.18**	1.624	.250	4
11130	130390	**2.56**	1.624	.250	1
11144	130395	**6.16**	1.752	.250	2
11161	130400	**2.76**	1.781	.250	1
11164	130405	**5.58**	1.781	.469	1
11171	130410	**11.65**	1.828	.250	4
11174TB	130415	**2.30**	1.781	.469	1
11191	130416	**1.28**	1.828	.250	1
11223	130417	**11.65**	1.874	.250	4
11269	130420	**6.76**	1.938	.563	1
11334	130438	**1.40**	2.000	.250	1
11340	130440	**3.88**	2.000	.250	2
11343	130450	**3.20**	2.000	.375	4
11366	130453	**2.16**	2.062	.313	2
11372	130454	**3.57**	2.125	.313	2
11392	130460	**4.68**	2.441	.250	2
471692	130411	**2.71**	1.752	.250	4
		1.188" (1-3/16") Shaft			
11734	1304634	**2.41**	1.752	.250	2
11800	1304652	**7.31**	2.000	.250	2
11801	130467	**2.59**	2.000	.250	4
11907	1304682	**3.38**	2.125	.313	2
11923	1304688	**7.95**	2.437	.250	2
11930	130469	**2.72**	2.441	.250	2
		1.219" Shaft			
12124	130470	**1.79**	1.979	.406	1
		1.250" (1-1/4") Shaft			
12325	130479	**1.76**	1.624	.250	1
12330	130480	**1.71**	1.500	.125	1
12334	130490	**2.86**	1.686	.188	1
12336	130495	**2.56**	1.687	.250	2
12337	1304955	**9.88**	1.687	.250	4
12343	130498	**....**	1.752	.250	4
12350	130500	**3.08**	1.687	.313	4

Continued in next column

Our Seal Number	Sequence Number	Per Each	Seal O.D.	Width Inches	Seal Type
12360	130505	**$2.85**	1.750	.250	4
12361	130510	**2.21**	1.752	.188	1
12363	130515	**2.42**	1.752	.250	2
12364	130520	**10.55**	1.752	.250	4
12369	130531	**3.42**	1.752	.250	1
12379	130532	**3.88**	1.874	.250	1
12383	130534	**4.22**	1.874	.250	4
12384	130535	**15.06**	1.874	.250	2
12386	130536	**2.64**	1.874	.250	4
12398	130538	**2.20**	1.968	.438	1
12399	130539	**6.67**	1.968	.469	1
12404	130540	**2.39**	1.979	.406	1
12407	130545	**3.42**	1.979	.250	1
12411	130550	**1.83**	1.979	.406	1
12428	130558	**9.21**	1.983	.250	4
12437	130565	**2.88**	1.983	.250	1
12446	1305671	**8.98**	2.000	.250	4
12456	130570	**3.18**	2.000	.250	2
12458	130585	**2.48**	2.000	.250	4
12481	130590	**1.31**	2.000	.250	1
12508	130596	**3.21**	2.062	.250	1
12530	130599	**3.15**	2.062	.438	3
12531	130600	**7.58**	2.062	.250	4
12545	130610	**2.06**	2.125	.250	2
12551	130615	**3.51**	2.125	.250	4
12565	130620	**2.24**	2.125	.250	1
12577	130623	**3.63**	2.250	.250	2
12609	130630	**6.02**	2.328	.500	P
12614	130650	**3.51**	2.374	.313	4
12621	130655	**3.89**	2.437	.250	2
12631	130670	**4.25**	2.441	.250	2
12637	130671	**15.38**	2.502	.313	2
12678	130672	**3.46**	3.156	.500	3
		1.313" (1-5/16") Shaft			
13021	130680	**3.72**	1.828	.375	2
13050	130681	**2.56**	2.062	.313	2
13092	1306822	**3.69**	2.125	.313	2
		1.375" (1-3/8") Shaft			
13203TA	130718	**3.38**	2.000	.370	5
13529	1306893	**2.90**	1.750	.188	1
13533	1306898	**2.09**	1.834	.188	1
13534	130690	**2.43**	1.874	.250	2
13535	130691	**3.80**	1.874	.313	4
13537	130692	**2.72**	1.828	.313	2
13545	130696	**4.29**	1.874	.250	1
13548	130700	**9.48**	1.874	.250	1
13556	130709	**1.55**	1.938	.250	1
13557	130710	**3.42**	1.983	.313	2
13669	130720	**2.39**	2.000	.313	4
13571	130721	**1.95**	2.000	.313	3
13573	1307212	**3.80**	2.000	.313	1
13585	1307222	**3.12**	2.062	.313	2
13602	1307229	**3.87**	2.106	.313	4
13614	1307231	**2.60**	2.106	.313	2
13649	130729	**2.93**	2.125	.313	3
13650	130730	**2.24**	2.125	.313	4
13676	130750	**3.55**	2.250	.313	4
13711	1307532	**4.74**	2.328	.406	1
13739	130756	**3.38**	2.374	.313	4
13758	130770	**2.33**	2.374	.250	1
13797	130785	**3.51**	2.437	.250	2
13812	130787	**3.76**	2.441	.313	4
13839	130788	**4.25**	2.500	.328	4
13865	130792	**5.14**	2.502	.313	2
13875	- - - - -	**....**	2.562	.375	2
13876	130800	**Call**	2.562	.375	4
13892	130806	**2.20**	2.686	.500	2
13900	130810	**5.03**	2.716	.313	2
13918	1308102	**3.88**	2.835	.313	4

GOLD OIL SEALS

Open
Group 1

Light Duty
No Spring
Single Lip

Open
Group 2

With Washer
Group 3

Medium Duty With Spring
Single Lip for Oil & Grease

Open
Group 4

With Washer
Group 5

Medium Duty With Spring
Double Lip for Oil & Grease
With Dirt Wiper

With Washer
Group 6

Heavy Duty With Spring
Double Lip for OIl & Grease
With Heavy Duty Dirt Wiper

X15
Group 7

External Lip
Rides on Bore
of Housing

Generic is Decimal I.D. x O.D. Family is Decimal I.D. or Shaft Size

Oil Seal Number	Our Sequence Number	Per Each	Seal O.D.	Width Inches	Seal Type
1.438" (1-7/16") Shaft					
14283	1308161	**$3.10**	2.374	.313	4
14359	130817	**1.09**	2.437	.250	1
14363	1308172	**11.69**	2.437	.313	2
1.500" (1-1/2") Shaft					
14807	1308216	**3.42**	1.874	.250	2
14810	130822	**3.04**	1.874	.250	1
14816	130826	**3.28**	1.938	.250	1
14832	130830	**3.51**	1.983	.313	2
14840	130835	**2.05**	1.983	.188	1
14844	130837	**....**	1.997	.250	P
14846	130840	**3.03**	2.000	.313	4
14855	130848	**2.44**	2.000	.313	2
14857	130850	**2.39**	2.000	.250	1
14864	130857	**2.72**	2.062	.313	2
14875	130869	**3.22**	2.125	.313	2
14903	130871	**2.59**	2.222	.313	2
14938	130872	**4.09**	2.250	.313	2
14939	130873	**4.45**	2.250	.313	4
14960	1308736	**4.50**	2.250	.250	1
14968	1308741	**3.29**	2.260	.406	2
14972	130875	**2.64**	2.328	.500	1
14974	130878	**2.60**	2.328	.500	1
14975	130882	**2.85**	2.328	.390	1
14977	130883	**4.41**	2.328	.500	P
15004	130889	....	2.374	.313	2
15005	130890	**4.70**	2.374	.313	4
15032	130894	**4.46**	2.374	.250	1
15039	130895	**4.29**	2.374	.500	3
15076	130896	**4.70**	2.437	.313	2
15080	130897	**2.18**	2.437	.250	1
15141	130900	**13.96**	2.502	.313	2
15142	130901	**3.81**	2.502	.313	4
15174	130904	**6.72**	2.462	.290	7
15176	130906	**5.49**	2.561	.313	2
15190	130920	**3.18**	2.623	.250	1
15194	130921	**5.90**	2.623	.313	2
15204	130930	**13.88**	2.716	.438	2
15209	130940	**5.24**	2.716	.250	1
15214	130942	**6.02**	2.750	.313	2
15230	130943	**4.40**	2.758	.313	2
15234	1309433	**3.52**	2.835	.313	2
15235	1309434	**3.42**	2.875	.313	2
1.563" (1-9/16") Shaft					
15517	130960	**2.99**	2.125	.313	2
15543	1309611	**3.47**	2.374	.313	4
15620	130965	**2.11**	2.441	.500	4
1.625" (1-5/8") Shaft					
16054	130979	**3.55**	2.125	.250	2
16055	1309791	**1.90**	2.125	.250	1
16061	1309797	**2.33**	2.250	.313	2
16062	1309798	**14.06**	2.248	.313	4
16064	130980	**7.05**	2.328	.438	TL
16069	130993	**2.72**	2.328	.438	1
16072	130995	**3.97**	2.374	.313	3
16079	1309951	**5.81**	2.374	.500	3
16084	1309952	**2.80**	2.374	.313	2
16118	130996	**2.70**	2.437	.313	4
16189	1309971	**6.90**	2.441	.625	6
16201	1309973	**3.53**	2.441	.313	4
16245	1309979	**3.12**	2.502	.313	2
16246	130998	**4.86**	2.502	.313	4
16284	131000	**3.59**	2.562	.250	1
16286	131010	**6.81**	2.462	.250	7
16289	131045	**2.61**	2.562	.438	1
16314	131097	**3.61**	2.623	.313	2
16315	131100	**17.33**	2.623	.313	4
16322	131101	**4.25**	2.623	.250	1
16337	131103	**9.06**	2.686	.313	2
16362	131107	**4.17**	2.750	.250	1
16364	1311075	**4.09**	2.750	.250	2
16406	131112	**4.29**	2.875	.313	2
16422	131114	**6.64**	3.000	.313	3

Oil Seal Number	Our Sequence Number	Per Each	Seal O.D.	Width Inches	Seal Type
1.688" (1-11/16") Shaft					
16657	131130	**$3.20**	2.328	.313	4
16667	131140	**4.62**	2.328	.500	1
16679	1311402	**2.86**	2.437	.313	2
16719	1311404	**4.95**	2.502	.313	2
16811	131141	**5.03**	2.623	.375	1
16816	1311413	**4.54**	2.623	.500	2
16842	1311416	**....**	2.686	.313	2
16854	131142	**4.69**	2.716	.313	2
16903	131143	**2.49**	2.750	.375	4
16999	131144	**2.88**	2.875	.313	2
1.719" Shaft					
17146	131146	**2.60**	2.561	.500	1
1.750" (1-3/4") Shaft					
17231	131160	**9.20**	2.250	.313	2
17234	1311605	**13.10**	2.250	.313	2
17240	131161	**3.92**	2.250	.188	1
17271	131165	**1.85**	2.374	.313	4
17277	131171	**4.46**	2.374	.250	1
17284	131174	**4.00**	2.437	.313	2
17285	131175	**4.08**	2.437	.313	4
17310	131178	**5.36**	2.437	.250	1
17315	131180	**5.28**	2.441	.313	2
17340	131184	**3.74**	2.441	.250	1
17381	131189	**13.25**	2.502	.313	4
17387	1311901	**4.29**	2.502	.313	4
17392	1311907	**2.83**	2.502	.250	1
17399	1311914	**2.88**	2.502	.375	2
17404	131192	**3.27**	2.561	.313	2
17406	131194	**5.36**	2.562	.500	1
17413	131200	**5.28**	2.565	.313	4
17415	131205	**3.10**	2.561	.250	1
17442	131210	**3.13**	2.623	.313	2
17443	131215	**5.20**	2.623	.313	4
17461	131225	**2.83**	2.623	.250	1
17484	131229	**3.46**	2.686	.313	2
17523	1312311	**4.74**	2.750	.313	4
17544	1312312	**....**	2.750	.250	1
17557	1312313	**5.03**	2.750	.313	2
17599	131232	**2.90**	2.750	.484	1
17605	1312323	**3.29**	2.758	.313	2
17607	1312325	**3.15**	2.717	.438	4
17617	131233	**1.96**	2.718	.359	1
17618	131250	**5.90**	2.718	.359	1
17620	1312502	**5.42**	2.786	.294	7
17624	1312504	**4.69**	2.810	.313	4
17653	1312509	**5.05**	2.875	.313	2
17695	131257	**5.18**	2.997	.313	2
17699	131260	**8.70**	3.000	.313	4
17716	1312612	**4.33**	3.061	.313	2
17718	1312614	**5.51**	3.061	.375	4
17746	131264	**5.65**	3.189	.313	2
17756	1312655	**6.30**	3.543	.438	2
1.813" (1-13/16") Shaft					
18039	131270	**4.91**	2.437	.313	2
18050	131275	**4.21**	2.562	.438	1
18104	131280	**2.90**	2.623	.313	2
1.875" (1-7/8") Shaft					
18543	1312947	**12.66**	2.401	.275	1
18545	1312949	**2.27**	2.471	.313	4
18558	131301	**3.32**	2.502	.250	1
18562	131302	**9.53**	2.562	.313	2
18565	131304	**2.70**	2.502	.313	2
18263	131311	**3.51**	2.623	.313	4
18581	131310	**3.51**	2.623	.313	4
18640	131328	**4.57**	2.721	.266	1
18657	1313299	**3.90**	2.750	.313	2
18658	131330	**3.49**	2.750	.313	4
18659	131335	**2.64**	2.750	.250	1

Continued in next column

Oil Seal Number	Our Sequence Number	Per Each	Seal O.D.	Width Inches	Seal Type
18734	131345	**$4.14**	2.875	.313	4
18750	131347	**2.83**	2.875	.250	1
18772	131349	**4.37**	2.965	.234	1
18808	131350	**4.50**	2.997	.250	1
18817	131355	**5.21**	3.000	.313	2
18823	131366	**7.38**	3.000	.250	1
18872	131367	**....**	3.061	.313	4
18880	1313672	**1.54**	3.105	.500	4
18899	1313681	**4.77**	3.189	.469	3
18922	1313682	**3.90**	3.249	.494	4
1.938" (1-15/16") Shaft					
19210	131369	**3.34**	2.437	.250	2
19213	1313692	**2.40**	2.675	.250	P
19214	1313693	**8.54**	2.500	.380	--
19219	1313695	**4.46**	2.502	.281	2
19221	1313696	**18.07**	2.502	.281	1
19226	1313697	**2.61**	2.623	.313	2
19229	1313698	**6.07**	2.623	.313	4
19237	131370	**3.91**	2.686	.313	4
19273	131373	**....**	2.762	.500	4
19350	131377	**18.15**	2.997	.313	4
19360	131385	**4.82**	3.000	.313	4
19380	131387	**4.37**	3.061	.313	2
19400	1313875	**3.01**	3.125	.500	2
19449	131390	**5.68**	3.543	.313	2
1.945" Shaft					
19510	131395	**3.64**	2.892	.294	7
2.000" (2") Shaft					
19743	1313968	**....**	2.622	.424	--
19745	131397	**8.09**	2.502	.313	2
19753	1313979	**14.12**	2.562	.234	1
19754	131398	**3.90**	2.502	.250	1
19757	131403	**....**	2.565	.500	1
19760	131408	**3.46**	2.623	.313	2
19762	131410	**3.09**	2.623	.313	4
19763	131415	**5.73**	2.623	.250	1
19778	1314172	**5.03**	2.686	.375	2
19786	131418	**5.57**	2.716	.375	4
19820	1314191	**2.93**	2.752	.188	1
19832	131420	**4.04**	2.750	.313	4
19834	131422	**3.61**	2.750	.250	1
19886	1314227	**4.70**	2.875	.313	2
19887	1314228	**7.38**	2.875	.313	4
19940	1314245	**10.87**	2.965	.313	1
19965	1314255	**4.44**	2.997	.250	1
19970	131426	**6.86**	2.997	.375	5
19993	1314275	**5.28**	3.000	.313	4
20044	131430	**3.42**	3.061	.250	1
20045	131431	**5.24**	3.061	.375	2
20054	131435	**6.64**	3.061	.500	5
20070	131437	**4.17**	3.125	.312	2
20078	131439	**6.92**	3.145	.250	1
20079	131440	**10.48**	3.150	.375	2
20125	131447	**9.32**	3.371	.438	5
20140	131448	**9.24**	3.543	.438	3
20148	131451	**4.91**	3.623	.250	1
2.063" (2-1/16") Shaft					
20586	131454	**3.72**	2.997	.438	3
20608	131455	**4.95**	3.000	.313	1
20643	131456	**4.63**	3.061	.313	3
20669	1314566	8.72	3.149	.250	1
20702	1314575	**5.61**	3.189	.375	2
20735	1314581	**8.09**	3.250	.294	7
2.094" (2-3/32") Shaft					
20952	131485	**Call**	2.718	.359	1

Open
Group 1

Light Duty
No Spring
Single Lip

Open
Group 2

With Washer
Group 3

Medium Duty With Spring
Single Lip for Oil & Grease

Open
Group 4

With Washer
Group 5

Medium Duty With Spring
Double Lip for Oil & Grease
With Dirt Wiper

With Washer
Group 6

Heavy Duty With Spring
Double Lip for OIl & Grease
With Heavy Duty Dirt Wiper

X15
Group 7

External Lip
Rides on Bore
of Housing

Generic is Decimal I.D. x O.D. Family is Decimal I.D. or Shaft Size

Oil Seal Number	Our Sequence Number	Per Each	Seal O.D.	Width Inches	Seal Type
2.125" (2-1/8") Shaft					
213062	- - - - -	**$....**	3.061	.250	--
21061	1314857	**3.42**	2.750	.500	4
21100	1314864	**4.87**	2.875	.438	4
21101	1314865	**4.01**	2.875	.250	1
21103	- - - - -	**....**	2.875	.375	2
21108	131487	**5.35**	2.875	.438	5
21121	131488	**2.54**	2.891	.250	1
21134	131489	**5.54**	2.997	.438	3
21159	131490	**5.03**	3.000	.250	1
21163	1314905	**2.51**	3.000	.275	2
21171	131491	**17.76**	3.000	.438	3
21172	1314921	**6.21**	3.000	.438	3
21208	131496	**3.61**	3.061	.250	1
21211	131508	**6.93**	3.061	.500	4
21213	131509	**10.19**	3.061	.500	5
21265	131511	**6.25**	3.189	.250	1
21267	131512	**4.60**	3.189	.375	4
21302	131525	**5.51**	3.251	.438	3
21336	131533	**5.36**	3.350	.438	3
21352	131535	**4.08**	3.371	.375	4
21353	1315351	**6.68**	3.371	.438	3
2.188" (2-3/16") Shaft					
21759	1315355	**5.51**	3.000	.375	4
21840	1315358	**4.97**	3.251	.438	3
21890	1315359	**20.22**	3.350	.438	3
2.250" (2-1/4") Shaft					
22325	1315363	**5.98**	2.875	.250	1
22338	1315364	**31.18**	2.997	.438	3
22340	1315366	**7.19**	2.997	.438	5
22351	1315368	**3.44**	2.997	.250	1
22353	131537	**6.07**	3.000	.375	2
22354	131538	**3.88**	3.000	.375	4
22359	131570	**8.00**	3.000	.438	5
22361	131571	**13.87**	3.000	.375	4
22368	131575	**4.29**	3.000	.250	1
22382	131576	**6.15**	3.061	.375	2
22390	131578	**5.17**	3.061	.438	3
22392	131580	**3.71**	3.061	.250	1
22400	131581	**4.21**	3.125	.375	4
22430	131590	**10.41**	2.250	.270	7
22440	1315909	**21.71**	3.251	.375	2
22441	131591	**7.84**	3.251	.375	4
22446	1315913	**10.48**	3.251	.438	3
22448	1315915	**5.69**	3.251	.438	5
22468	131592	**3.67**	3.251	.250	1
22483	1315929	**3.87**	3.310	.375	1
223263	131593	**Call**	3.264	.312	4
22492	131595	**8.74**	3.350	.438	3
22493	131596	**9.32**	3.350	.438	5
22532	131597	**5.57**	3.371	.438	5
22550	1315978	**3.14**	3.371	.375	1
22582	1315987	**10.19**	3.500	.438	4
22626	131599	**7.22**	3.751	.438	3
22644	1315992	**6.33**	3.876	.438	3
22647	1315994	**7.33**	4.003	.438	3
2.297" Shaft					
22870	131600	**7.05**	3.148	.359	1
2.313" (2-5/16") Shaft					
23061	1316015	**4.16**	3.125	.375	2
23093	131602	**5.38**	3.251	.438	3
23167	1316026	**2.26**	3.371	.438	2
2.375" (2-3/8") Shaft					
23640	131604	**28.85**	3.000	.250	1
23644	1316043	**3.49**	3.061	.438	3
23654	131605	**8.21**	3.125	.438	5
23710	131608	**7.92**	3.350	.438	5
23725	131609	**12.61**	3.350	.250	1
23742	1316098	**6.12**	3.371	.438	3
23744	131610	**7.51**	3.471	.250	7

Continued in next column

Oil Seal Number	Our Sequence Number	Per Each	Seal O.D.	Width Inches	Seal Type
23755	131611	**$11.88**	3.481	.438	3
23770	131612	**7.42**	3.500	.375	4
23779	131613	**7.94**	3.500	.375	3
23815	131626	**Call**	3.543	.250	1
23839	131628	**9.16**	3.623	.438	3
23844	131630	**4.82**	3.876	.438	3
2.438" (2-7/16") Shaft					
24263	131632	**7.26**	3.251	.438	3
24287	1316335	**7.34**	3.350	.375	4
24320	131634	**3.23**	3.371	.438	3
24370	1316345	**4.61**	3.500	.438	3
2.500" (2-1/2") Shaft					
24863	131641	**5.73**	3.000	.250	1
24881	131643	**4.82**	3.189	.438	3
24889	1316435	**4.91**	3.245	.438	3
24904	1316446	**5.28**	3.251	.250	1
24931	131647	**11.88**	3.350	.438	3
24951	131648	**5.42**	3.428	.375	4
24954	1316485	**6.64**	3.371	.438	3
24982	1316507	**11.47**	3.500	.438	4
24986	131651	**8.87**	3.500	.438	3
24988	1316512	**8.79**	3.500	.438	5
25007	131653	**8.00**	3.500	.250	1
25043	131655	**8.58**	3.543	.438	3
25075	131658	**10.18**	3.623	.375	4
25091	131660	**5.78**	3.751	.438	3
25108	131662	**8.24**	4.003	.375	4
2.625" (2-5/8") Shaft					
26153	131669	**12.92**	3.371	.438	5
26186	131671	**4.54**	3.500	.375	4
26211	131674	**10.64**	3.623	.438	5
26220	131675	**4.84**	3.623	.375	4
26238	131676	**3.96**	3.623	.375	4
26260	131720	**5.76**	3.623	.250	1
26284	131721	**5.21**	3.751	.375	4
26310	1317225	**16.78**	3.813	.415	TL
26346	1317235	**3.15**	3.936	.438	3
26359	131724	**17.10**	4.370	.438	5
26368	1317245	**3.78**	4.448	.438	3
2.750" (2-3/4") Shaft					
27268	1317275	**2.54**	3.500	.375	2
27269	1317276	**5.98**	3.500	.375	4
27271	1317278	**Call**	3.500	.250	1
27334	1317292	**7.84**	3.623	.438	3
27362	1317295	**5.44**	3.751	.438	4
27368	1317298	**8.71**	3.751	.438	3
27370	131730	**8.25**	3.751	.438	5
27394	131732	**4.83**	3.751	.250	1
27426	131733	**7.22**	3.765	.438	3
27452	1317335	**13.98**	3.876	.438	5
27467	131734	**5.77**	3.876	.438	4
27470	1317345	**11.84**	3.876	.438	3
27471	1317346	**9.16**	3.876	.438	5
2.875" (2-7/8") Shaft					
28687	1317475	**10.60**	3.751	.438	5
28751	1317495	**4.74**	3.876	.250	1
28761	131750	**8.29**	4.003	.438	5
28800	131751	**7.25**	4.003	.250	1
28817	131752	**12.49**	4.125	.375	3
28848	131754	**16.70**	4.501	.438	3
28464TA	131749	**7.70**	4.623	.438	5
3.000" (3") Shaft					
29866	1317761	**8.78**	3.751	.375	4
29907	1317781	**9.49**	4.003	.375	4
29951	131800	**8.54**	4.003	.438	3
29952	131801	**8.17**	4.003	.438	5

Continued in next column

Oil Seal Number	Our Sequence Number	Per Each	Seal O.D.	Width Inches	Seal Type
29968	131810	**$6.52**	4.003	.250	1
30060	131814	**13.63**	4.331	.438	3
30087	131830	**8.13**	4.500	.438	3
30095	131831	**9.94**	4.500	.438	3
3.125" (3-1/8") Shaft					
31228	131838	**6.02**	4.249	.438	5
31267	131839	**15.38**	4.501	.438	3
3.250" (3-1/4") Shaft					
32395	131853	**7.14**	4.249	.375	4
32397	1318535	**9.31**	4.249	.438	5
32441	131855	**....**	4.500	.313	7
32582	131860	**37.94**	4.999	.438	3
3.375" (3-3/8") Shaft					
33735	1318665	**9.90**	4.501	.438	3
33772	131867	**14.07**	4.626	.438	3
33773	1318671	**9.90**	4.626	.438	5
3.438" (3-7/16") Shaft					
34383	131870	**31.20**	4.756	.438	3
3.500" (3-1/2") Shaft					
34889	1318721	**9.57**	4.501	.438	5
34985	1318737	**12.37**	4.626	.438	3
3.750" (3-3/4") Shaft					
37533	1318866	....	5.251	.438	4
3.875" (3-7/8") Shaft					
38731	1318905	**10.48**	5.251	.438	5
4.000" (4") Shaft					
39922	131892	**13.71**	4.999	.375	2
4.125" (4-1/8") Shaft					
41125	131895	**17.28**	4.999	.438	3
4.250" (4-1/4") Shaft					
42528	131897	**13.53**	5.501	.438	3
4.375" (4-3/8") Shaft					
43771	131900	**14.07**	6.001	.500	3
4.750" (4-3/4") Shaft					
47395	131902	**Call**	5.751	.500	3
5.500" (5-1/2") Shaft					
54931	131903	**10.02**	6.500	.500	3
5.500" (5-1/2") Shaft					
57521	131904	**8.23**	7.000	.625	3
5.500" (5-1/2") Shaft					
58741	1319049	**10.86**	7.125	.500	3

QUALITY GOODS
PROMPT SERVICE
RIGHT PRICE

We sell the service and satisfaction our merchandise will give. We will not handle lines falling short of this standard.

NATIONAL METRIC OIL SEALS

Oil Seal No. x H x MM	Wide	Our Sequence Number	Per Each
6MM SHAFT - STYLE 2			
M6x16x7		259001	$3.07
M6x22x7		259002	3.32
7MM SHAFT - STYLE 2			
M7x16x7		259003	3.60
M7x22x7		259004	2.69
8MM SHAFT - STYLE 2			
M8x16x7		259006	2.99
M8x22x7		259008	3.12
M8x24x7		259009	3.22
9MM SHAFT - STYLE 2			
M9x22x7		259011	4.12
M9x24x7		259012	2.82
M9x26x7		259013	3.65
10MM SHAFT - STYLE 2			
M10x19x7		259014	3.57
M10x22x7		259015	3.12
M10x24x7		259016	2.82
M10x26x7		259018	3.40
11MM SHAFT - STYLE 2			
M11x22x7		259019	3.37
M11x26x7		259021	3.62
12MM SHAFT - STYLE 2			
M12x20x5		259023	3.47
M12x22x7		259024	5.46
M12x24x7		259025	4.98
M12x28x7		259028	5.26
M12x30x7		259029	3.02
M12x32x7		259030	6.99
13MM SHAFT - STYLE 2			
M13x26x7		259033	3.97
14MM SHAFT - STYLE 2			
M14x24x7		259036	2.92
M14x25x5		259037	2.84
M14x28x6		259040	2.77
M14x30x7		259041	5.18
M14x35x7		259043	4.73
15MM SHAFT - STYLE 2			
M15x24x7		259044	3.12
M15x26x7		259047	3.52
M15x32x8		259050	4.02
M15x35x7		259051	4.00
16MM SHAFT - STYLE 2			
M16x28x7		259058	4.83
M16x30x7		259059	5.68
M16x32x7		259060	3.29
M16x35x7		259061	6.92
17MM SHAFT - STYLE 2			
M17x28x7		259065	5.31
M17x30x7		259066	4.53
M17x32x7		259067	2.74
M17x35x7		259068	5.76
M17x40x7		259072	3.87
18MM SHAFT - STYLE 2			
M18x28x6		259074	3.35
M18x30x7		259075	5.18
M18x32x8		259076	3.09
M18x35x7		259077	3.09
M18x40x7		259080	5.66
19MM SHAFT - STYLE 2			
M19x35x10		259083	5.76
M19x40x10		259084	6.67
20MM SHAFT - STYLE 2			
M20x32x7		259088	6.44
M20x35x7		259089	5.66
M20x40x7		259093	3.27
M20x40x10		259094	3.82
M20x47x7		259097	6.09
M20x52x7		259098	6.36
22MM SHAFT - STYLE 2			
M22x32x7		259100	5.11
M22x35x7		259101	3.52
M22x37x7		259103	5.81
M22x40x7		259105	5.61
M22x45x7		259109	6.34
M22x47x7		259110	4.12
24MM SHAFT - STYLE 2			
M24x35x7		259111	$3.40
M24x37x7		259112	4.07
M24x40x7		259114	4.45
M24x47x7		259116	5.58
25MM SHAFT - STYLE 2			
M25x35x7		259119	5.03
M25x36x8		259120	7.14
M25x38x7		259122	4.12
M25x40x7		259123	3.52
M25x42x10		259125	4.50
M25x45x8		259126	5.26
M25x47x7		259128	5.03
M25x50x10		259129	6.01
M25x52x7		259130	5.99
M25x62x10		259133	5.99
26MM SHAFT -- STYLE 2			
M26x42x10		259137	7.42
M26x47x7		259138	6.04
M26x48x7		259139	8.20
27MM SHAFT - STYLE 2			
M27x37x7		259141	4.45
M27x45x8		259144	6.74
M27x47x10		259145	6.51
28MM SHAFT - STYLE 2			
M28x38x7		259146	4.65
M28x40x7		259147	5.84
M28x42x8		259149	4.05
M28x44x6		259150	7.90
M28x47x7		259152	3.82
M28x52x7		259154	5.61
30MM SHAFT - STYLE 2			
M30x40x7		259155	4.80
M30x42x7		259156	3.67
M30x44x7		259157	5.58
M30x45x5		259158	5.84
M30x47x7		259161	4.00
M30x48x8		259162	7.09
M30x50x7		259163	4.38
M30x52x7		259165	5.66
M30x55x10		259166	6.84
M30x62x7		259168	5.84
M30x72x10		259169	5.66
32MM SHAFT - STYLE 2			
M32x45x7		259173	4.58
M32x46x6		259174	8.73
M32x47x7		259175	7.04
M32x48x8		259176	6.72
M32x52x7		259178	4.48
M32x54x10		259179	10.14
M32x56x10		259180	9.15
33MM SHAFT - STYLE 2			
M33x50x12		259186	9.71
34MM SHAFT - STYLE 2			
M34x52X8		259189	4.20
M34x62x10		259192	9.96
35MM SHAFT - STYLE 2			
M35x45x7		259193	4.18
M35x47x7		259194	5.58
M35x50x8		259196	5.11
M35x55x11		259200	4.30
M35x56x10		259201	6.99
M35x58x10		259202	8.65
M35x60x10		259203	7.14
M35x62x7		259204	8.25
M35x64x8		259206	10.06
M35x72x10		259209	6.39
36MM SHAFT - STYLE 2			
M36x47x7		259211	7.80
M36x50x7		259212	5.68
M36x52x7		259213	6.14
M36x58x12		259217	8.35
M36x62x7		259219	8.45
37MM SHAFT - STYLE 2			
M37x52x8		259221	9.66
38MM SHAFT - STYLE 2			
M38x52x8.5		259223	$5.43
M38x54x7		259225	9.21
M38x55x7		259227	6.64
M38x56x10		259228	9.28
M38x58x8		259229	7.85
M38x60x10		259230	5.18
M38x62x7		259231	5.86
40MM SHAFT - STYLE 2			
M40x52x7		259239	4.75
M40x55x8		259242	6.49
M40x58x10		259245	5.03
M40x60x10		259246	6.51
M40x65x10		259249	8.60
M40x68x12		259250	9.78
M40x72x7		259252	7.60
M40x80x10		259255	13.20
41MM SHAFT - STYLE 2			
M41x55x7		259256	8.12
M41x56x7		259257	7.19
42MM SHAFT - STYLE 2			
M42x55x8		259258	9.36
M42x56x7		259259	14.86
M42x58x7		259260	10.06
M42x60x7		259261	7.60
M42x62x8		259262	9.23
M42x65x10		259263	7.04
M42x72x10		259267	11.27
44MM SHAFT - STYLE 2			
M44x62x8		259273	7.70
M44x65x10		259274	7.07
45MM SHAFT - STYLE 2			
M45x58x7		259277	9.31
M45x60x10		259278	5.26
M45x62x8		259280	4.93
M45x65x8		259281	5.84
M45x68x7		259282	6.54
M45x72x7		259284	5.43
M45x80x10		259289	9.38
47MM SHAFT - STYLE 2			
48MM SHAFT - STYLE 2			
M48x62x8		259298	5.33
M48x63x9		259299	10.51
M48x65x10		259300	5.18
M48x68x10		259301	5.33
M48x70x9		259302	6.09
M48x72x7		259303	12.25
50MM SHAFT - STYLE 2			
M50x62x7		259307	5.16
M50x65x8		259308	8.50
M50x68x8		259309	7.72
M50x72x8		259312	6.51
M50x80x8		259314	9.91
M50x90x10		259316	17.13
52MM SHAFT - STYLE 2			
M52x65x9		259318	5.68
M52x68x8		259319	6.77
M52x69x10		259320	7.62
M52x72x8		259322	7.85
M52x75x12		259323	5.91
M52x80x10		259325	18.66
53MM SHAFT - STYLE 2			
M53x68x10		259326	10.46
54MM SHAFT - STYLE 2			
M54x72x10		259328	6.49
M54x82x10		259330	10.71
M54x85x10		259331	8.95
55MM SHAFT - STYLE 2			
M55x68x8		259332	7.42
M55x70x8		259333	17.38
M55x72x8		259334	5.66
M55x75x10		259336	6.89
55MM SHAFT - STYLE 2 (Cont'd)			
M55x80x8		259338	$6.97
M55x82x12		259339	11.67
M55x85x10		259340	8.02
M55x90x13		259342	10.24
56MM SHAFT - STYLE 2			
M56x72x11.5		259345	8.32
M56x80x8		259346	8.53
58MM SHAFT - STYLE 2			
M58x72x8		259352	9.38
M58x75x11		259353	9.71
M58x80x8		259354	7.44
60MM SHAFT - STYLE 2			
M60x72x8		259358	7.85
M60x75x8		259359	5.94
M60x80x8		259360	6.97
M60x85x8		259362	9.33
62MM SHAFT - STYLE 2			
M62x80x10		259369	10.54
M62x85x8		259370	10.04
M62x90x10		259371	12.27
63MM SHAFT - STYLE 2			
M63x90x10		259373	9.08
64MM SHAFT - STYLE 2			
M64x80x8		259374	8.83
65MM SHAFT - STYLE 2			
M65x80x8		259375	11.17
M65x85x10		259376	9.53
M65x90x10		259378	7.49
M65x100x10		259380	10.11
68MM SHAFT - STYLE 2			
M68x90x10		259382	8.40
M68x100x13		259383	15.17
70MM SHAFT - STYLE 2			
M70x85x8		259384	8.40
M70x88x8		259385	13.81
M70x90x10		259387	8.80
M70x95x13		259390	8.73
M70x100x13		259391	14.19
72MM SHAFT - STYLE 2			
M72x95x10		259392	10.41
M72x100x12		259393	10.11
75MM SHAFT - STYLE 2			
M75x90x10		259394	12.25
M75x95x10		259395	10.24
M75x100x12		259396	10.94
M75x105x13		259397	16.55
78MM SHAFT - STYLE 2			
M78x100x10		259400	10.97
80MM SHAFT - STYLE 2			
M80x100x10		259403	9.03
M80x105x13		259404	10.79
M80x120x13		259407	26.06
85MM SHAFT - STYLE 2			
M85x105x10		259409	20.62
M85x105x13		259410	16.93
M85x110x12		259411	12.47
M85x120x12		259412	19.34
88MM SHAFT - STYLE 2			
M88x110x12		259415	16.62
90MM SHAFT - STYLE 2			
M90x110x12		259416	19.89
M90x120x12		259418	24.52
92MM SHAFT - STYLE 2			
M92x120x13		259420	17.10
95MM SHAFT - STYLE 2			
M95x115x12		259422	18.26
M95x120x12		259423	16.90
M95x125x12		259424	17.78
M95x130x12		259425	18.59

Diamond U.S.A. Roller Chain

* We offer Roller Chain programs with better pricing.

* We offer Free Freight with minimum orders.

**** Sizes available in 10ft, 50ft and 100ft rolls***

Roller Chain Number	Chain Pitsh Inches	Inner Width Inches	Roller Diam. Inches	Pin Diam. Inches	Sidebar Thick. Inches	Our Sequence Number	Per Foot	Connecting Links Our Sequence Number	Connecting Links Per Each	Offset Links Our Sequence Number	Offset Links Per Each
35	.375	.187	.200	.141	.050	**885003**	**8.53**	**885025**	**3.33**	**885026**	**4.78**
40	.500	.312	.312	.156	.060	**885001**	**9.58**	**885021**	**2.64**	**885022**	**6.58**
41	.500	.250	.306	.141	.050	**885002**	**9.26**	**885023**	**2.27**	**885024**	**9.04**
50	.625	.375	.400	.200	.080	**885005**	**11.53**	**885027**	**3.91**	**885028**	**7.42**
50-2	.625	.375	.400	.200	.080	**885101**	**32.35**	**885163**	**6.40**	**885164**	**18.26**
60	.750	.500	.469	.234	.094	**885007**	**14.20**	**885029**	**3.95**	**885030**	**9.09**
60-2	.750	.500	.469	.234	.094	**885009**	**47.85**	**885035**	**6.89**	**885036**	**20.66**
60H	.750	.500	.469	.234	.125	**885016**	**18.71**	**885043**	**4.73**	**885044**	**10.42**
80 RIV	1.000	.625	.625	.312	.125	**885010**	**28.24**	**885031**	**5.69**	**885032**	**16.60**
80-2+	1.000	.625	.625	.312	.125	**885012**	**102.77**	**885037**	**16.35**	**885038**	**37.97**
80H+	1.000	.625	.625	.312	.156	**885018**	**40.57**	**885045**	**6.78**	**885046**	**18.51**
100 RIV	1.250	.750	.750	.375	.156	**885013**	**49.99**	**885033**	**10.04**	**885034**	**26.70**
100H RIV+	1.250	.750	.750	.375	.187	**885020**	**63.52**	**885047**	**11.29**	**885048**	**30.04**
120 RIV	1.500	1.000	.875	.437	.187	**885014**	**76.23**	**885039**	**15.22**	**885040**	**34.61**
120H	1.500	1.000	.875	.437	.219	**885166**	**98.62**	**885170**	**17.37**	**885171**	**39.72**
140 RIV	1.750	1.000	1.000	.500	.219	**885015**	**115.46**	**885041**	**20.42**	**885042**	**43.83**
140H	1.750	1.000	1.000	.500	.250	**885098**	**134.70**	**885099**	**23.55**	**885100**	**42.99**
160 RIV	2.000	1.250	1.125	.562	.250	**885167**	**110.44**	**885168**	**27.75**	**885169**	**52.96**
160H	2.000	1.250	1.125	.562	.281	**885104**	**158.65**	**885157**	**26.68**	**885158**	**62.47**

Diamond Sapphire Roller Chain

**** Sizes available in 10ft, 50ft and 100ft rolls***

Roller Chain Number	Chain Pitsh Inches	Inner Width Inches	Roller Diam. Inches	Pin Diam. Inches	Sidebar Thick. Inches	Our Sequence Number	Per Foot	Connecting Links Our Sequence Number	Connecting Links Per Each	Offset Links Our Sequence Number	Offset Links Per Each
35	.375	.187	.200	.141	.050	**885051**	**4.84**	**885073**	**0.73**	**885074**	**1.11**
40	.500	.312	.312	.156	.060	**885049**	**4.51**	**885069**	**1.13**	**885070**	**2.13**
41	.500	.250	.306	.141	.050	**885050**	**3.00**	**885071**	**1.13**	**885072**	**1.29**
50	.625	.375	.400	.200	.080	**885053**	**7.06**	**885075**	**1.71**	**885076**	**3.00**
60	.750	.500	.469	.234	.094	**885055**	**8.98**	**885077**	**2.11**	**885078**	**3.58**
60-2	.750	.500	.469	.234	.094	**885057**	**21.88**	**885083**	**3.64**	**885084**	**6.51**
60H	.750	.500	.469	.234	.125	**885064**	**13.02**	**885091**	**3.13**	**885092**	**5.00**
80 RIV	1.000	.625	.625	.312	.125	**885058**	**16.24**	**885079**	**3.29**	**885080**	**4.93**
80-2+	1.000	.625	.625	.312	.125	**885060**	**41.17**	**885085**	**4.51**	**885086**	**9.49**
80H+	1.000	.625	.625	.312	.156	**885066**	**22.55**	**885093**	**3.38**	**885094**	**6.44**
100 RIV	1.250	.750	.750	.375	.156	**885061**	**28.33**	**885081**	**6.91**	**885082**	**10.15**
100H RIV+	1.250	.750	.750	.375	.187	**885068**	**32.93**	**885095**	**5.58**	**885096**	**12.04**
120 RIV	1.500	1.000	.875	.437	.187	**885062**	**29.66**	**885087**	**7.13**	**885088**	**10.09**
140 RIV	1.750	1.000	1.000	.500	.219	**885063**	**53.96**	**885089**	**15.93**	**885090**	**25.26**

ASK FOR QUANTITY DISCOUNT ***Prices subject to change without notice.***

 © Baum Hydraulics Corporation

Drives U.S.A.Roller Chain

DRIVES
CHAIN BY TIMKEN
TIMKEN

* We offer Roller Chain programs with better pricing.

* We offer Free Freight with minimum orders.

**** Sizes available in 10ft, 50ft and 100ft rolls***

Roller Chain Number	Chain Pitsh Inches	Inner Width Inches	Roller Diam. Inches	Pin Diam. Inches	Sidebar Thick. Inches	Our Sequence Number	Per Foot	Connecting Links Our Sequence Number	Connecting Links Per Each	Offset Links Our Sequence Number	Offset Links Per Each
40	.500	.312	.312	.156	.060	**749986**	**9.91**	**750000**	**2.23**	**750001**	**6.57**
41	.500	.250	.306	.141	.050	**749987**	**9.58**	**750003**	**2.71**	**750004**	**7.95**
50	.625	.375	.400	.200	.080	**749988**	**11.93**	**750006**	**2.90**	**750007**	**6.02**
60	.750	.500	.469	.234	.094	**749989**	**14.66**	**750009**	**3.82**	**750010**	**7.86**
60H	.750	.500	.469	.234	.125	**749990**	**19.35**	**750012**	**4.90**	**750013**	**10.78**
80 RIV	1.000	.625	.625	.312	.125	**749991**	**29.21**	**750015**	**5.88**	**750016**	**17.17**
80H+	1.000	.625	.625	.312	.156	**749992**	**41.94**	**750019**	**16.18**	**750018**	**17.60**
100 RIV	1.250	.750	.750	.375	.156	**749996**	**51.71**	**750023**	**12.34**	**750022**	**27.63**
100H RIV+	1.250	.750	.750	.375	.187	**749994**	**65.71**	**750021**	**14.02**	**750020**	**31.07**
120 RIV	1.500	1.000	.875	.437	.187	**750024**	**78.85**	**750026**	**9.58**	**750026**	**9.58**
120H	1.500	1.000	.875	.437	.219	**750025**	**102.02**	**750028**	**14.85**	**750029**	**39.74**
140 RIV	1.750	1.000	1.000	.500	.219	**750030**	**119.44**	**750031**	**21.12**	**750032**	**45.34**
140H	1.750	1.000	1.000	.500	.250	**750033**	**105.17**	**750034**	**26.50**	**750035**	**47.76**
160H	2.000	1.250	1.125	.562	.281	**750037**	**177.63**	**750036**	**28.96**	**750038**	**63.36**

DRIVES AG CONVEYOR CHAIN
In 10 FOOT ROLLS - WE DO NOT CUT ROLLS



Roller Chain Number	Chain Pitch Inches	Wt. Per 10 Foot Roll	Maxi. Tensile Strength Lbs.	Riveted Type In 10 Ft. Rolls Our Sequence Number	Riveted Type In 10 Ft. Rolls Per Foot	Connecting Links Our Sequence Number	Connecting Links Per Each	Roller Links Our Sequence Number	Roller Links Per Each	Offset Links Our Sequence Number	Offset Links Per Foot
NARROW LENGTH OF ROLLER DRIVE CHAIN DUMBELL SIDEBARS-MADE in U.S.A. by Drives											
A555	1.630	13-1/4	11,250	**753073**	**$11.72**	**752450**	**$6.62**	**752452**	**$2.56**	**752454**	**$4.00**
NARROW LENGTH OF ROLLER DRIVE CHAIN STRAIGHT SIDEBARS-Made in U.S.A. by Drives											
CA555	1.630	13-1/4	11,250	**753071**	**15.28**	**752456**	**15.08**	**752458**	**4.43**	**752460**	**....**
DRIVE CHAIN WITH DUMBELL SHAPED SIDEBARS-Made in U.S.A. by Drives											
A550	1.630	13-1/4	11,250	**753070**	**16.34**	**752320**	**6.27**	**752384**	**2.84**	**752448**	**4.30**
CONVEYOR EXTENDED PITCH ROLLER CHAIN WITH STRAIGHT SIDEBARS-Made in U.S.A. by Drives											
CA550	1.630	15-182	11,250	**753072**	**18.27**	**752512**	**6.80**	**752576**	**3.52**	**752640**	**8.64**
CA557	1.630	20-1/2	16,500	**753075**	**19.86**	**752654**	**7.31**	**752656**	**2.90**	**752658**	**8.73**
CA620	1.654	15-182	12,000	**753076**	**25.42**	**752896**	**6.32**	**752960**	**3.20**	**753024**	**13.05**

NOTE: Cannot be used with Standard Detachable Sprocket Chain Links

Prices subject to change without notice. **ASK FOR QUANTITY DISCOUNT**

HKK Roller Chain

* We offer Roller Chain programs with better pricing.
* We offer Free Freight with minimum orders.

**** Sizes available in 10ft, 50ft and 100ft rolls***

Roller Chain Number	Chain Pitsh Inches	Inner Width Inches	Roller Diam. Inches	Pin Diam. Inches	Sidebar Thick. Inches	Our Sequence Number	Per Foot	Connecting Links: Our Sequence Number	Connecting Links: Per Each	Offset Links: Our Sequence Number	Offset Links: Per Each
25	.250	.125	.130	.090	.030	**761505**	**$7.71**	**762500**	**$1.69**	**762505**	**$2.85**
35	.375	.187	.200	.141	.050	**761510**	**5.83**	**762520**	**1.42**	**762525**	
2.9235-2	.375	.187	.200	.141	.050	**761515**	**15.93**	**762532**	**1.99**	**762534**	**4.16**
40	.500	.312	.312	.156	.060	**761520**	**7.29**	**762540**	**1.67**	**762545**	**3.44**
40-2	.500	.312	.312	.156	.060	**761530**	**18.75**	**762560**	**3.96**	**762565**	**6.31**
41	.500	.250	.306	.141	.050	**761535**	**6.67**	**762580**	**1.85**	**762585**	**3.85**
43 (or 65)	.500	.110	.306	.141	.041	**761537**	**3.39**	**762592**	**1.56**	**762594**	**2.73**
50	.625	.375	.400	.200	.080	**761540**	**9.21**	**762600**	**1.92**	**762605**	**4.25**
50-2	.625	.375	.400	.200	.080	**761555**	**24.99**	**762620**	**4.35**	**762625**	**8.60**
50H	.625	.365	.400	.200	.095	**761563**	**18.12**	**762612**	**3.29**	**762614**	**6.25**
60	.750	.500	.469	.234	.094	**761565**	**12.08**	**762640**	**2.60**	**762645**	**5.46**
60-2	.750	.500	.469	.234	.094	**761572**	**33.85**	**762700**	**6.08**	**762705**	**13.02**
60H	.750	.500	.469	.234	.125	**761580**	**17.62**	**762660**	**3.67**	**762665**	**7.75**
60H-2	.750	.500	.469	.234	.125	**761590**	**47.07**	**762679**	**8.75**	**762685**	**18.95**
80 RIV	1.000	.625	.625	.312	.125	**761620**	**21.87**	**762720**	**4.48**	**762725**	**9.41**
80 COT	1.000	.625	.625	.312	.125	**761627**	**17.29**	**762723**	**4.21**	**762725**	**9.41**
80-2+	1.000	.625	.625	.312	.125	**761630**	**53.63**	**762740**	**8.79**	**762745**	**19.75**
80H+	1.000	.625	.625	.312	.156	**761645**	**29.89**	**762760**	**5.67**	**762765**	**12.31**
100 RIV	1.250	.750	.750	.375	.156	**761655**	**36.03**	**762780**	**6.87**	**762785**	**15.83**
100 COT	1.250	.750	.750	.375	.156	**761660**	**20.28**	**762780**	**6.87**	**762785**	**15.83**
100-2 RIV	1.250	.750	.750	.375	.156	**761662**	**86.33**	**762812**	**15.62**	**762813**	**33.85**
100H RIV+	1.250	.750	.750	.375	.187	**761665**	**48.84**	**762800**	**10.10**	**762805**	**21.08**
120 RIV	1.500	1.000	.875	.437	.187	**761672**	**53.42**	**762815**	**11.21**	**762817**	**23.16**
120 COT	1.500	1.000	.875	.437	.187	**761675**	**37.93**	**762815**	**11.21**	**762817**	**23.16**
120-2 RIV	1.500	1.000	.875	.437	.187	**761682**	**111.95**	**762900**	**23.64**	**762901**	**51.65**
140 RIV	1.750	1.000	1.000	.500	.219	**761684**	**65.30**	**762821**	**15.20**	**762823**	**33.53**
140 COT	1.750	1.000	1.000	.500	.219	**761685**	**....**	**762821**	**15.20**	**762823**	**33.53**
140-2 RIV	1.750	1.000	1.000	.500	.218	**761687**	**86.87**	**762904**	**24.64**	**762905**	**67.90**
160 RIV	2.000	1.250	1.125	.562	.250	**761689**	**76.34**	**762827**	**21.04**	**762829**	**41.14**
160 COT	2.000	1.250	1.125	.562	.250	**761690**	**....**	**762827**	**21.04**	**762829**	**41.14**

METRIC DIN PITCH STEEL ROLLER CHAIN With SOLID ROLLERS

Roller Chain Number	Chain Pitch Inches	Inner Width Inches	Roller Diam. Inches	Pin Diam. Inches	Sidebar Thick. Inches	Our Sequence Number	Per Foot	Our Sequence Number	Our Per Each	Sequence Number	Per Each
06B Metric	.375	.225	.250	.129	.055	**765198**	**$10.62**	**765796**	**$2.21**	**765798**	**$3.27**
08B Metric	.500	.305	.335	.175	.070	**765200**	**8.54**	**765800**	**2.33**	**765802**	**4.67**
10B Metric	.625	.380	.400	.200	.071	**765202**	**12.64**	**765806**	**1.46**	**765808**	**5.21**
12B Metric	.750	.460	.475	.225	.078	**765204**	**15.83**	**765812**	**3.37**	**765814**	**6.77**
16B Metric	1.000	.670	.625	.326	.165	**765206**	**28.85**	**765818**	**6.33**	**765820**	**12.39**
20B Metric	1.250	.770	.750	.400	.138	**765208**	**44.26**	**765822**	**10.10**	**765824**	**21.14**

ASK FOR QUANTITY DISCOUNT ***Prices subject to change without notice.***

 © Baum Hydraulics Corporation

AQUA & STAINLESS STEEL ROLLER CHAIN
PRECISE AQUA SERIES ROLLER CHAIN WITH SOLID ROLLERS & SOLID BUSHINGS

Perfectly suited for wash-down or out-doors applications. Aqua-Series chains have corrosion resistance far superior to Nickle or Zinc plated chains. Aqua-Series fills the void between Nickle Plated and Stainless Steel Chains. Do NOT use where chain may come in contact with food.

Roller Chain Number	Chain Pitch Inches	Inner Width Inches	Roller Chain Inches	Pin Diam. Inches	Sidebar Thick Inches	Our Sequence Number	Per Foot	Our Sequence Number	Per Each	Our Sequence Number	Per Each
40AQUA	.500	.312	.312	.156	.060	764200	$12.87	764210	$2.81	764220	$5.08
50AQUA	.625	.375	.400	.200	.080	764201	18.00	764211	3.44	764221	6.25
60AQUA	.750	.500	.469	.234	.094	764202	22.91	764212	3.44	764222	6.91
80AQUA	1.000	.625	.625	.312	.125	764203	42.91	764213	5.00	764223	11.39
700AQUA	1.250	.750	.750	.375	.156	764204	42.91	764214	9.69	764224	20.39

STAINLESS STEEL ROLLER CHAIN

PRECISE STANDARD PITCH 316 STAINLESS STEEL ROLLER CHAIN With SOLID ROLLERS- Made in Japan



						Riveted Type In 10 Ft. Rolls		Connecting Links		Roller Links		Offset Links	
Roller Chain Number	Chain Pitch Inches	Inner Width Inches	Roller Diam. Inches	Pin. Diam. Inches	Sidebar Thick Inches	Our Sequence Number	Per Foot	Our Sequence Number	Per Each	Our Sequence Number	Per Each	Our Sequence Number	Per Each
25 SS	.250	.125	.130	.090	.030	762478	$23.33	763036	$4.71	- - - - -	$....	763038	$8.04
35 SS	.375	.187	.200	.141	.050	762480	22.08	763040	3.27	763044	2.08	763042	6.23
40 SS	.500	.312	.312	.156	.060	762485	30.41	763046	5.00	763050	2.43	763048	9.96
41 SS	.500	.250	.306	.141	.050	762482	29.35	7630441	5.81	- - - - -	....	7630442	11.46
50 SS	.625	.375	.400	.200	.080	762487	38.95	763052	5.02	763056	3.60	763054	12.08
60 SS	.750	.500	.469	.234	.094	762489	51.65	763058	7.81	763062	5.23	763060	16.87
80 SS	1.000	.625	.625	.312	.125	762490	88.31	7630621	12.81	7630623	8.66	7630622	29.58
PRECISE EXTENDED STAINLESS STEEL PITCH ROLLER CHAIN with DUMBELL SHAPED SIDE BARS & SOLID ROLLERS- Made in Japan													
2050 SS	1-1/4				5/64	762493	31.03	763070	19.37	763074	5.29	763072	19.37
2060 SS	1-1/2				3/32	762495	35.68	763076	10.39	763080	7.32	763078	20.68
PRECISE CONVEYOR EXTENDED STAINLESS STEEL PITCH ROLLER CHAIN with STRAIGHT SIDE BARS & SOLID ROLLERS- Made in Japan													
C2040 SS	1	- - - - -	- - - - -	- - - - -	1/16	762496	15.81	763082	4.98	763086	3.60	763084	9.47
C2050 SS	1-1/4	- - - - -	- - - - -	- - - - -	5/64	762497	18.93	763088	5.53	763092	5.17	763090	11.89
C2060H SS	1-1/2	- - - - -	- - - - -	- - - - -	1/8	7624965	28.58	763087	8.10	7630876	7.18	7630873	17.54
C2080H SS	2	- - - - -	- - - - -	- - - - -	5/32	7624967	58.20	7630875	15.17	- - - - -	....	7630874	31.92

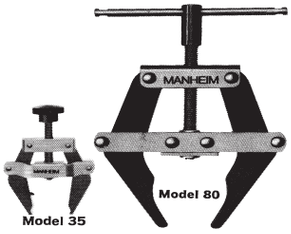

Jaw Number	Sizes	Per Spread	Part for Chain Wt.	Our Sequence Number	Per Each
35	Nos. 35-60	2”	5 oz.	300736	$....
80	Nos. 80-240	5”	2 lbs.	300800	....

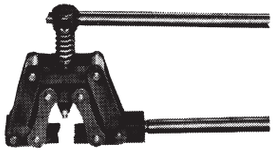

No. for Chain Numbers	Pitch Inches Inclusive	Our Sequence Number	Per Each
CB01 35 thru 60	1/4 to 3/4	763500	$47.90
CB02 60 thru 100	3/4 TO 1-1/2	763505	93.73
CB03 100 thru 160	1-1/4 to 2	763510	367.05
Pressure Tip-For No. CB01		763540	6.25
Pressure Tp-For No. CB02		763545	6.54
Pressure Tip-For No. CB03		763550	17.83

Prices subject to change without notice. **ASK FOR QUANTITY DISCOUNT**

Drives U.S.A. Pintle Chain

STEEL PINTLE CHAIN

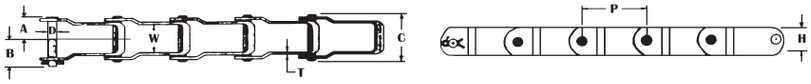

Pintle Chain Number	Our Sequence Number	Per Foot	P Pitch	A	B	C	D	H	W	T	Avg. Ultimate Strength in Lbs.	Min. Tensile Strength in Lbs.	Max. Rec. Working Load in Lbs
D662	**753108**	**$18.85**	1.664	51/64	7/8	1-5/8	.281	.720	29/32	.125	11.000	8.500	1.700
D667H	**753110**	**16.16**	2.313	7/8	1-1/32	1-47/64	.312	.875	1	.125	12.500	9.500	1.900
D667X	**753112**	**23.72**	2.250	1-1/32	1-9/64	1-61/64	.437	.937	1-1/16	.170	21.000	15.000	3.000
D667K	**753114**	**33.58**	2.250	1-1/8	1-15/64	2-1/8	.437	1.062	1-5/64	.200	24.500	20.000	4.000
D667XC	**753113**	**34.06**	2.250	1-1/32	1-9/64	1-61/64	.437	.937	1-1/16	.170	24.000	18.000	3.600
D667KC	**753115**	**37.85**	2.250	1-1/8	1-15/64	2-1/8	.437	1.062	1-5/64	.200	30.000	24.000	4.800

STEEL CUT TOOTH SPROCKETS

37 Assortment:: One sprocket of each starred size. Sequence # Z90940 **$901.25**

Sprocket Per Number Number	No. of Teeth Each	Diam. Inches	Approx. Wt. Lbs.	Our Sequence Number	Per Each	Sprocket Number	No. of Teeth	Diam. Inches	Approx. Wt. Lbs.	Our Sequence Number	
		For 55 and A550 Chain						**For 62 and A620 Chain**			
55W6	6	3-3/4	3/4	539528	**$53.58**	**62W6**	6	3-7/8	1	540226	**$96.72**
55X7*	7	4-1/4	1	539530	**59.31**	**62W7**	7	4-1/2	1-1/2	540228	**125.12**
55X8*	8	4-3/4	1-1/2	539540	**66.18**	**62X8***	8	4-7/8	1-3/4	540230	**119.82**
55X9*	9	5-1/4	2	539550	**78.48**	**62X9**	9	5-3/8	2-1/2	540232	**249.92**
55X10*	10	5-3/4	2-1/2	539552	**86.04**	**62X10***	10	5-7/8	3-1/4	540234	**258.70**
55X11	11	6-1/4	3-1/4	539554	**102.62**	**62X11***	11	6-1/2	4	540236	**222.74**
55X12*	12	6-3/4	4	539556	**121.28**	**62X12***	12	7	4-7/8	540238	**143.72**
55X13	13	7-1/2	4-1/4	539560	**98.94**	**62Y15**	15	8-1/2	6	540250	**194.05**
55X14	14	7-3/4	4-1/2	539565	**148.09**						
55X15	15	8-1/4	5	539570	**157.67**						
						67X6	6	5-1/2	3-1/2	540310	**93.78**
						67X7	7	5-3/4	4	540320	**106.95**
						67X8	8			540330	**148.65**
						67X9	9			540340	**....**

LINKS FOR PINTLE CHAIN

Chain Link Number	Approx. No. of Links in 10 Ft.	Our Sequence Number	Per Each
D662AS	72	**753116**	**$\....**
D662G37S Right	72	**753118**	**20.85**
D662G37S Left	72	**753120**	**....**
D662 Coupler	- -	**753132**	**11.63**
D667HAS	52	**753122**	**....**
D667H Coupler	- -	**753134**	**13.74**
D667XAS	53	**753124**	**18.71**
D667X Coupler	- -	**753136**	**14.71**
D667KAS	53	**753126**	**14.32**
D667K Coupler	- -	**753138**	**15.26**
D667XCAS	53	**753125**	**15.44**
D667XC Coupler	- -	**753137**	**27.67**
D667KCAS	53	**753127**	**1.45**
D667KC Coupler	- -	**753139**	**18.09**

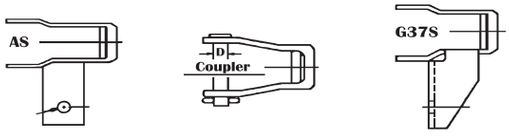

BUSHED ROLLER CHAIN

Riveted Type
In 10 Ft. Rolls

Roller Chain Number	Chain Pitch Inches	Sidebar Thickness Inches	Our Sequence Number	Per Foot
81X	2.609	.16	**749961**	**21.49**
81XH	2.609	.31 inner - .22 outer	**749957**	**28.65**

ASK FOR QUANTITY DISCOUNT ***Prices subject to change without notice.***

 © Baum Hydraulics Corporation

Extended Pitch Conveyor Chain

Roller Chain Number	Chain Pitch Inches	Sidebar Thickness Inches	Riveted Type In 10 Ft. Rolls: Our Sequence Number	Riveted Type In 10 Ft. Rolls: Per Foot	Connecting Links: Our Sequence Number	Connecting Links: Per Each	Roller Links: Our Sequence Number	Roller Links: Per Each	Offset Links: Our Sequence Number	Offset Links: Per Foot
2040*	1	1/16	885107	$11.00	885155	$3.24	885153	$1.76	885156	$7.15
2050*	1-1/4	5/64	885109	10.58	885150	4.18			885151	10.95
2060*	1-1/2	3/32	885172	19.44	885174	6.31			885175	13.91
2080	2	1/2		Call						
C2040	1	1/16	885110	....	885147	1.56	885149	1.76	885148	4.37
C2050	1-1/4	5/64	885111	12.71	885144	4.95	885145	7.64	885146	1.48
C2060H	1-1/2	1/8	885112	22.91	885141	6.18	885142	14.06	885143	3.42
C2062H	1-1/2	1/8	885118	47.63	885127	7.11	885128	15.13	885129	10.89
C2080H	2	5/32	885113	38.81	885138	15.64	885139	35.44	885140	6.24
C2082H	2	5/32	885119	30.36			885125	41.46	885126	33.04
C2100H	2-1/2	3/16	885114	65.61	885135	19.60	885136	58.41	885137	25.28
C2120H	3	7/32	885116	43.34	885132	30.08	885133	54.99	885134	43.03

* In 10 and 50 Foot Rools

HKKChain
HKK Superior Capacity Plus®

Roller Chain Number	Chain Pitch Inches	Sidebar Thickness Inches	Riveted Type In 10 Ft. Rolls: Our Sequence Number	Riveted Type In 10 Ft. Rolls: Per Foot	Connecting Links: Our Sequence Number	Connecting Links: Per Each	Roller Links: Our Sequence Number	Roller Links: Per Each	Offset Links: Our Sequence Number	Offset Links: Per Foot
2040*	1	1/16	762415	$6.04	762859	1.87	762867	0.73	762864	4.06
2050*	1-1/4	5/64	762420	7.60	762869	2.29	762875	0.96	762873	5.04
2060*	1-1/2	3/32	762425	9.89	762877	3.08	762884	2.06	762881	6.67
2080	2	1/2	762430	19.37	762888	5.94	762893	4.75	762891	13.54
C2040	1	1/16	762435	3.29	762920	1.46	762924	0.69	762922	1.76
C2050	1-1/4	5/64	762440	7.66	762935	2.19	762938	1.50	762936	3.64
C2060H	1-1/2	1/8	762455	11.46	762962	3.64	762966	3.12	762964	7.19
C2062H	1-1/2	1/8	762460	....	USE C2060H		762972	5.83	762970	10.62
C2080H	2	5/32	762462	21.45	762974	6.87	762978	6.35	762976	14.16
C2082H	2	5/32	7624621	....	USE C2080H		7629732	9.08	762973	11.43
C2100H	2-1/2	3/16	7624622	36.55	762979	10.21	762981	8.69	762980	23.95
C2120H	3	7/32	762463	54.88	762982	17.60	762984	20.93	762983	35.39

* In 10 and 50 Foot Rools

Prices subject to change without notice. **ASK FOR QUANTITY DISCOUNT**

Steel Sprocket Chain in 10-Foot Rolls. We do not cut rolls



Sprocket Chain Number	Thickness Inch	Avergae Ultimate Strength Lbs.	Our Sequence Number	In 10 Foot Rolls Per Foot
25	0.073	950	**753040**	**$8.67**
32	0.090	1500	**753042**	**8.97**
42	0.105	2300	**753046**	**7.49**
50H	0.125	2600	**753050**	**8.46**
51	.0100	2100	**753052**	**11.13**
52	0.120	2700	**753054**	**10.58**
55	0.125	2800	**753056**	**10.38**
62	0.148	4200	**753058**	**14.58**
67H	0.185	5500	**753066**	**19.87**

Be sure to use W Hubs with W Sprockets & X Hubs with X Sprockets

Steel Attachment for Sprocket Chain

Chain Link Number	Hose Size	Right Our Sequence Number	Left Our Sequence Number	Price Per Foot
For No. 55 Steel Chain- .125 Thick				
55A1	1/4	**750043**	**750047**	**$293.80**
55A2	1/4	**750051**	**750055**	**378.14**
55A1D	1/4	**751041**	**750078**	**342.77**
55C1	1/4	**- - - - -**	**750059**	**633.86**
55G27	1/4	**750062**	**750066**	**416.22**
55HB4	NONE	**- - - - -**	**751044**	**554.96**
55K1	1/4	**- - - - -**	**750070**	**554.96**
55SD	1/4	**- - - - -**	**750074**	**454.31**

NOTE: Use flat=head rivet unless tubular is specified.

Chain Link Number	Hose Size	Right Our Sequence Number	Left Our Sequence Number	Price Per Foot
For No. 62 Steel Chain- .148 Thick				
62A1	1/4	**751064**	**751070**	**$331.89**
62A2	1/4	**751075**	**751080**	**557.68**
62C1	1/4	**- - - - -**	**751085**	**459.75**
62G27	1/4	**751090**	**751095**	**435.27**
62K1	1/4	**- - - - -**	**751168**	**....**
62SD	1/4	**- - - - -**	**751232**	**614.81**
62 Coupler	NONE	**- - - - -**	**751424**	**2053.91**
For No. 67H Steel Chain - .185 Thick				
67HAS	5/16	**751680**	**751744**	**778.04**
For No. 67XH Steel Chain - .200 Thick				
67XHA2W	5/16	**751936**	**752000**	**705.95**



A1-Right & Left Left Link Shown



A2-Right & Left Left Link Shown

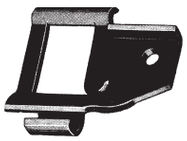

AS-Right & Left Left Link Shown

C1



A1D-Right & Left Left Link Shown



Coupler

G27-Right & Left, Has 1 Hole Left Link Shown

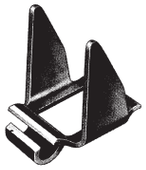

HB4

K1



SD

ASK FOR QUANTITY DISCOUNT *Prices subject to change without notice.*

BAUM HYDRAULICS CORPORATION
1-800-228-9222 / e-mail: sales@baumhydraulics.com
Fax: 1-800-832-2522 / www.baumhydraulics.com / © Baum Hydraulics Corporation

WELD SPROCKET CHAIN COUPLINGS - NO COVERS

Rounds, Squares, Splines and Hexes
The 2 HALVES and CHAIN MUST BE BOUGHT SEPARATELY
Select Halves needed plus chain and weld sprocket to hub

Roller chain couplings have a torque capacity in excess of the torque normally transmitted by shafting which falls within the coupling bore range. Select the smallest coupling which will accommodate both shafts, as shown below.



ROUND BORE WELD COUPLING HALVES

COUPLING Number	Our Sequence Number	HALF Each	COUPLING Number	Our Sequence Number	HALF Each	COUPLING Number	Our Sequence Number	HALF Each	COUPLING Number	Our Sequence Number	HALF Each
RC4016W 1/2R	Y93436	**$12.54**	**RC4016W 9/16R**	Y93438	**$7.09**	**RC4016W 5/8R**	Y93440	**$12.53**	**RC4016W 11/16R**	Y93442	**$12.53**
RC4016W 3/4R	Y93444	**12.53**	**RC4016W 13/16R**	Y93446	**12.53**	**RC4016W 7/8R**	Y93448	**12.53**	**RC4016W 15/16R**	Y93450	**12.54**
RC4016W 1R	Y93452	**12.53**	**RC4016W 1-1/16R**	Y93454	**12.53**	**RC4016W 1-1/8R**	Y93456	**12.53**	**RC4016W 1-3/16R**	Y93458	**5.44**
RC4016W 1-1/4R	Y93460	**12.53**									
RC5010V 1/2R	Y93680	**....**	**RC5010V 9/16R**	Y93682	**....**	**RC5010V 5/8R**	Y93684	**....**	**RC5010V 11/16R**	Y93686	**....**
RC5010V 3/4R	Y93688	**....**	**RC5010V 13/16R**	Y93690	**....**	**RC5010V 7/8R**	Y93692	**22.74**			
RC5012W 1/2R	Y93492	**13.52**	**RC5012W 9/16R**	Y93494	**13.52**	**RC5012W 5/8R**	Y93496	**13.52**	**RC5012W 11/16**	Y93498	**13.52**
RC5012W 3/4R	Y93500	**13.52**	**RC5012W 13/16R**	Y93502	**13.52**	**RC5012W 7/8R**	Y93504	**13.52**	**RC5012W 15/16R**	Y93506	**13.52**
RC5012W 1R	Y93508	**13.52**	**RC5012W 1-1/16R**	Y93510	**13.52**	**RC5012W 1-1/8R**	Y93512	**13.52**	**RC5012W 1-3/16R**	Y93514	**6.43**
RC5012W 1-1/4	Y93516	**13.52**									
RC5016W 1/2R	Y93548	**14.83**	**RC5016W 9/16R**	Y93550	**14.82**	**RC5016W 5/8R**	Y93552	**14.82**	**RC5016W 11/16**	Y93554	**14.82**
RC5016W 3/4R	Y93556	**14.82**	**RC5016W 13/16R**	Y93558	**14.82**	**RC5016W 7/8R**	Y93560	**14.82**	**RC5016W 15/16R**	Y93562	**14.83**
RC5016W 1R	Y93564	**14.82**	**RC5016W 1-1/16R**	Y93566	**14.82**	**RC5016W 1-1/8R**	Y93568	**14.82**	**RC5016W 1-3/16R**	Y93570	**....**
RC5016W 1-1/4	Y93572	**14.82**									
RC5018X 5/8R	Y93606	**18.40**	**RC5018X 11/16R**	Y93608	**18.40**	**RC5018X 3/4R**	Y93610	**18.40**	**RC5018X 13/16R**	Y93612	**18.40**
RC5018X 7/8R	Y93614	**18.40**	**RC5018X 15/16R**	Y93616	**18.40**	**RC5018X 1R**	Y93618	**18.40**	**RC5018X 1-1/16R**	Y93620	**18.40**
RC5018X 1-1/8R	Y93622	**18.40**	**RC5018X 1-3/16R**	Y93624	**18.40**	**RC5018X 1-1/4R**	Y93626	**18.40**	**RC5018X 1-5/16R**	Y93628	**18.40**
RC5018X 1-3/8R	Y93630	**18.40**	**RC5018X 1-7/16R**	Y93632	**18.40**	**RC5018X 1-1/2R**	Y93634	**18.40**	**RC5018XX 1-5/8R**	Y93635	**....**
RC6010V 1/2R	Y93694	**....**	**RC6010V 9/16R**	Y93696	**....**	**RC6010V 5/8R**	Y93698	**....**	**RC6010V 11/16R**	Y93700	**....**
RC6010V 3/4R	Y93702	**....**	**RC6010V 13/16R**	Y93704	**....**	**RC6010V 7/8R**	Y93706	**....**			
RC6012W 1/2R	Y93708	**16.00**	**RC6012W 9/16R**	Y93710	**....**	**RC6012W 5/8R**	Y93712	**16.00**	**RC6012W 11/16R**	Y93714	**16.00**
RC6012W 3/4R	Y93716	**16.00**	**RC6012W 13/16R**	Y93718	**16.00**	**RC6012W 7/8R**	Y93720	**16.00**	**RC6012W 15/16R**	Y93722	**16.00**
RC6012W 1R	Y93724	**16.00**	**RC6012W 1-1/16R**	Y93726	**16.00**	**RC6012W 1-1/8R**	Y93728	**16.00**	**RC6012W 1-3/16R**	Y93730	**....**
RC6012W 1-1/4R	Y93732	**16.00**									
RC6018X 5/8R	Y93200	**22.16**	**RC6018X 11/16R**	Y93202	**22.16**	**RC6018X 3/4R**	Y93204	**22.16**	**RC6018X 13/16R**	Y93206	**22.16**
RC6018X 7/8R	Y93208	**22.16**	**RC6018X 15/16R**	Y93210	**22.16**	**RC6018X 1R**	Y93212	**22.16**	**RC6018X 1-1/16R**	Y93214	**22.16**
RC6018X 1-1/8R	Y93216	**22.16**	**RC6018X 1-3/16R**	Y93222	**22.16**	**RC6018X 1-1/4R**	Y93220	**22.16**	**RC6018X 1-5/16R**	Y93224	**22.16**
RC6018X 1-3/8R	Y93226	**22.16**	**RC6018X 1-7/16R**	Y93228	**22.16**	**RC6018X 1-1/2R**	Y93230	**22.16**	**RC6018XX 1-5/8R**	Y93232	**....**
RC6020X 5/8R	Y93264	**26.13**	**RC6020X 11/16R**	Y93266	**26.13**	**RC6020X 3/4R**	Y93268	**26.13**	**RC6020X 13/16R**	Y93270	**26.13**
RC6020X 7/8R	Y93272	**26.13**	**RC6020X 15/16R**	Y93274	**26.13**	**RC6020X 1R**	Y93276	**26.13**	**RC6020X 1-1/16R**	Y93278	**26.13**
RC6020X 1-1/8R	Y93280	**26.13**	**RC6020X 1-3/16R**	Y93282	**26.13**	**RC6020X 1-1/4R**	Y93283	**26.13**	**RC6020X 1-5/16R**	Y93284	**26.13**
RC6020X 1-3/8R	Y93285	**26.13**	**RC6020X 1-7/16R**	Y93286	**26.13**	**RC6020X 1-1/2R**	Y93288	**26.13**	**RC6020XX 1-5/8R**	Y93290	**....**
RC8012X 5/8R	Y93764	**23.59**	**RC8012X 11/16R**	Y93766	**23.59**	**RC8012X 3/4R**	Y93768	**23.59**	**RC8012X 13/16R**	Y93770	**23.59**
RC8012X 7/8R	Y93772	**23.59**	**RC8012X 15/16R**	Y93774	**23.59**	**RC8012X 1R**	Y93776	**23.59**	**RC8012X 1-1/16R**	Y93778	**23.59**
RC8012X 1-1/8R	Y93780	**23.59**	**RC8012X 1-3/16R**	Y93782	**23.59**	**RC8012X 1-1/4R**	Y93784	**23.59**	**RC8012X 1-5/16R**	Y93786	**23.59**
RC8012X 1-3/8R	Y93788	**23.59**	**RC8012X 1-7/16R**	Y93790	**23.59**	**RC8012X 1-1/2R**	Y93792	**23.59**	**RC8012XX 1-5/8R**	Y93794	**....**
RC8018X 5/8R	Y93320	**37.86**	**RC8018X 11/16R**	Y93322	**37.86**	**RC8018X 3/4R**	Y93324	**37.86**	**RC8018X 13/16R**	Y93326	**37.86**
RC8018X 7/8R	Y93325	**37.86**	**RC8018X 15/16R**	Y93327	**37.86**	**RC8018X 1R**	Y93328	**37.86**	**RC8018X 1-1/16R**	Y93330	**37.86**
RC8018X 1-1/8R	Y93332	**37.86**	**RC8018X 1-3/16R**	Y93334	**37.86**	**RC8018X 1-1/4R**	Y93336	**37.86**	**RC8018X 1-5/16R**	Y93338	**37.86**
RC8018X 1-3/8R	Y93340	**37.86**	**RC8018X 1-7/16R**	Y93342	**37.86**	**RC8018X 1-1/2R**	Y93344	**37.86**	**RC8018XX 1-5/8R**	Y93346	**....**

DIMENSIONS FOR COUPLING HALVES

Coupling Number	Wt. Lbs.	HP@ 1800 RPM	Outside Diam. Inches	Half Length Approx. Inches	Hub Diam. Inches	Chain Number	Coupling Number	Wt. Lbs.	HP@ 1800 RPM	Outside Diam. Inches	Half Length Approx. Inches	Hub Diam. Inches	Chain Number
RC4016W	1	32.7	2.81	1-7/16	1-13/16	4016	**RC6012W**	1-1/2	85	3.25	1-7/16	1-13/16	6012
RC5010V	1-1/2	48	2.30	1-3/16	1-7/16	5010	**RC6018X**	1-3/4	130	4.70	1-7/16	2-1/2	6018
RC5012W	1-1/2	54	3.52	1-7/16	1-13/16	5012	**RC6020X**	1-3/4	192	5.19	1-7/16	2-1/2	6020
RC5016W	1-3/4	59	3.52	1-7/16	1-13/16	5016	**RC8012X**	2	250	4.33	1-7/16	2-1/2	8012
RC5018X	2	61.9	3.92	1-7/16	2-1/2	5018	**RC8018X**	2-1/2	326	6.27	1-7/16	2-1/2	8018
RC6010V	1-1/2	75	2.76	1-3/16	1-7/16	6010							

***HP Decreases as RPM Decreases**

WELD SPROCKET CHAIN COUPLINGS - NO COVERS

Rounds, Squares, Splines and Hexes
The 2 HALVES and CHAIN MUST BE BOUGHT SEPARATELY
Select Halves needed plus chain and weld sprocket to hub

Roller chain couplings have a torque capacity in excess of the torque normally transmitted by shafting which falls within the coupling bore range. Select the smallest coupling which will accommodate both shafts, as shown below.



COUPLING Number	Our Sequence Number	HALF Each	COUPLING Number	Our Sequence Number	HALF Each	COUPLING Number	Our Sequence Number	HALF Each
			SPLINE BORE WELD COUPLING HALVES					
RC4016W 1-6	Y93462	**$31.09**	**RC4016W 1-1/8-6**	Y93464	**$30.31**	**RC4016W 1-3/8-6**	Y93468	**$13.62**
RC4016W 1-1/4-14	Y93480	**30.31**	**RC4016W 7/8-13**	Y93476	**31.09**	**RC4016W 1-3/8-21**	Y93474	**16.72**
RC5012W 1-6	Y93518	**32.07**	**RC5012W 1-1/8-6**	Y93520	**....**	**RC5012W 1-3/8-6**	Y93524	**14.61**
RC5012W 1-1/4-14	Y93534	**....**	**RC5012W 7/8-13**	Y93532	**....**	**RC5012W 1-3/8-21**	Y93530	**17.71**
RC5016W 1-6	Y93574	**....**	**RC5016W 1-1/8-6**	Y93576	**15.92**	**RC5016W 1-3/8-6**	Y93582	**15.92**
RC5016W 1-1/4-14	Y93592	**....**	**RC5016W 7/8-13**	Y93590	**....**	**RC5016W 1-3/8-21**	Y93588	**19.02**
RC5018X 1-6	Y93636	**....**	**RC5018X 1-1/8-6**	Y93638	**....**	**RC5018X 1-1/4-6**	Y93640	**19.84**
RC5018X 1-3/8-6	Y93642	**....**	**RC5018X 1-3/4-6**	Y93644	**....**	**RC5018X 7/8-13**	Y93654	**24.45**
RC5018X 1-1/4-14	Y93656	**....**						
RC6012W 1-6	Y93734	**....**	**RC6012W 1-1/8-6**	Y93736	**17.09**	**RC6012W 1-3/8-6**	Y93740	**17.09**
RC6012W 1-1/4-14	Y93750	**....**	**RC6012W 7/8-13**	Y93748	**....**	**RC6012W 1-3/8-21**	Y93746	**20.19**
RC6018X 1-6	Y93234	**....**	**RC6018X 1-1/8-6**	Y93231	**12.85**	**RC6018X 1-1/4-6**	Y93233	**23.60**
RC6018X 1-3/8-6	Y93235	**23.60**	**RC6018X 1-3/4-6**	Y93237	**....**	**RC6018X 7/8-13**	Y93242	**28.21**
RC6018X 1-1/4-14	Y93244	**....**	**RC6018X 1-3/8-21**	Y93245	**26.72**			
RC6020X 1-6	Y93292	**....**	**RC6020X 1-1/8-6**	Y93294	**16.82**	**RC6020X 1-1/4-6**	Y93296	**27.57**
RC6020X 1-3/8-6	Y93298	**16.82**	**RC6020X 1-3/4-6**	Y93300	**....**	**RC6020X 7/8-13**	Y93310	**32.18**
RC6020X 1-1/4-14	Y93312	**....**	**RC6020X 1-3/8-21**	Y93302	**30.69**			
RC8012X 1-6	Y93796	**....**	**RC8012X 1-1/8-6**	Y93798	**....**	**RC8012X 1-1/4-6**	Y93802	**25.04**
RC8012X 1-3/8-6	Y93804	**....**	**RC8012X 1-3/4-6**	Y93800	**....**	**RC8012X 7/8-13**	Y93814	**29.65**
RC8012X 1-1/4-14	Y93816	**....**	**RC8012X 1-3/8-21**	Y93806	**28.15**			
RC8018X 1-6	Y93348	**....**	**RC8018X 1-1/8-6**	Y93349	**28.55**	**RC8018X 1-1/4-6**	Y93351	**39.30**
RC8018X 1-3/8-6	Y93353	**28.55**	**RC8018X 1-3/4-6**	Y93355	**....**	**RC8018X 7/8-13**	Y93354	**43.91**
RC8018X 1-1/4-14	Y93356	**....**	**RC8018X 1-3/8-21**	Y93361	**42.42**			
			SQUARE BORE WELD COUPLING HALVES					
RC4016W 3/4S	Y93478	**....**	**RC4016W 7/8S**	- - - - -	**....**	**RC4016W 1S**	Y93484	**....**
RC5012W 3/4S	Y93536	**....**	**RC5012W 7/8S**	- - - - -	**....**	**RC5012W 1S**	Y93540	**....**
RC5016W 3/4S	Y93594	**....**	**RC5016W 7/8S**	- - - - -	**....**	**RC5016W 1S**	Y93598	**....**
RC5018X 3/4S	Y93658	**....**	**RC5018X 7/8S**	Y93660	**22.95**	**RC5018X 1S**	Y93662	**22.95**
RC5018X 1-1/8S	- - - - -	**....**	**RC5018X 1-3/16S**	Y93666	**....**	**RC5018X 1-1/4S**	Y93668	**....**
RC6012W 3/4S	Y93752	**....**	**RC6012W 7/8S**	- - - - -	**....**	**RC6012W 1S**	Y93756	**....**
RC6018X 3/4S	Y93246	**....**	**RC6018X 7/8S**	Y93248	**26.72**	**RC6018X 1S**	Y93250	**26.72**
RC6018X 1-1/8S	- - - - -	**....**	**RC6018X 1-3/16S**	Y93254	**12.85**	**RC6018X 1-1/4S**	Y93256	**....**
RC6020X 3/4S	Y93836	**....**	**RC6020X 7/8S**	Y93838	**30.69**	**RC6020X 1S**	Y93840	**30.69**
RC6020X 1-1/8S	- - - - -	**....**	**RC6020X 1-3/16S**	Y93844	**....**	**RC6020X 1-1/4S**	Y93846	**....**
RC8012X 3/4S	Y93818	**....**	**RC8012X 7/8S**	Y93820	**28.15**	**RC8012X 1S**	Y93822	**28.15**
RC8012X 1-1/8S	- - - - -	**....**	**RC8012X 1-3/16S**	Y93826	**....**	**RC8012X 1-1/4S**	Y93828	**....**
RC8018X 3/4S	Y93358	**....**	**RC8018X 7/8S**	Y93360	**42.42**	**RC8018X 1S**	Y93362	**42.42**
RC8018X 1-1/8S	- - - - -	**....**	**RC8018X 1-3/16S**	Y93366	**28.55**	**RC8018X 1-1/4S**	Y93368	**....**
			HEX BORE WELD COUPLING HALVES					
RC4016W 7/8H	Y93486	**16.72**	**RC4016W 1H**	Y93487	**16.72**	**RC4016W 1-1/8H**	Y93490	**....**
RC5012W 7/8H	Y93542	**17.70**	**RC5012W 1H**	Y93544	**17.70**	**RC5012W 1-1/8H**	Y93546	**....**
RC5016W 7/8H	Y93600	**19.01**	**RC5016W 1H**	Y93602	**19.01**	**RC5016W 1-1/8H**	Y93604	**....**
RC5018X 7/8H	Y93670	**23.11**	**RC5018X 1H**	Y93672	**23.11**	**RC5018X 1-1/8H**	Y93674	**23.11**
RC6012W 7/8H	Y93758	**20.18**	**RC6012W 1H**	Y93760	**20.18**	**RC6012W 1-1/8H**	Y93762	**....**
RC6018X 7/8H	Y93258	**26.88**	**RC6018X 1H**	Y93260	**26.88**	**RC6018X 1-1/8H**	Y93262	**26.88**
RC6020X 7/8H	Y93314	**30.85**	**RC6020X 1H**	Y93316	**30.85**	**RC6020X 1-1/8H**	Y93318	**30.85**
RC8012X 7/8H	Y93830	**28.31**	**RC8012X 1H**	Y93832	**28.31**	**RC8012X 1-1/8H**	Y93834	**28.31**
RC8018X 7/8H	Y93370	**42.58**	**RC8018X 1H**	Y93372	**42.58**	**RC8018X 1-1/8H**	Y93374	**42.58**

DIMENSIONS FOR COUPLING HALVES

Coupling Number	Wt. Lbs.	HP@ 1800 RPM	Outside Diam. Inches	Half Length Approx. Inches	Hub Diam. Inches	Chain Number	Coupling Number	Wt. Lbs.	HP@ 1800 RPM	Outside Diam. Inches	Half Length Approx. Inches	Hub Diam. Inches	Chain Number
RC4016W	1	32.7	2.81	1-7/16	1-13/16	4016	**RC6012W**	1-1/2	85	3.25	1-7/16	1-13/16	6012
RC5010V	1-1/2	48	2.30	1-3/16	1-7/16	5010	**RC6018X**	1-3/4	130	4.70	1-7/16	2-1/2	6018
RC5012W	1-1/2	54	3.52	1-7/16	1-13/16	5012	**RC6020X**	1-3/4	192	5.19	1-7/16	2-1/2	6020
RC5016W	1-3/4	59	3.52	1-7/16	1-13/16	5016	**RC8012X**	2	250	4.33	1-7/16	2-1/2	8012
RC5018X	2	61.9	3.92	1-7/16	2-1/2	5018	**RC8018X**	2-1/2	326	6.27	1-7/16	2-1/2	8018
RC6010V	1-1/2	75	2.76	1-3/16	1-7/16	6010							

***HP Decreases as RPM Decreases**

ASK FOR QUANTITY DISCOUNT ***Prices subject to change without notice.***

"QD" HARDENED and BORED TO SIZE FLEXIBLE CHAIN COUPLING HALVES

Made of Heat Treated 1040 Steel Induction Hardened Fits "QD" Interchangeable Hubs

ORDER 2 COUPLING HALVES & CHAIN, & 2 HUBS. THE 2 HALVES, CHAIN, and 2 HUBS MUST BE BOUGHT SEPARATELY

Roller chain couplings have a torque capacity in excess of the torque normally transmitted by shafting which falls within the coupling bore range. Select the smallest coupling which will accommodate both shafts, as shown below.

Maximum Speed: 4016JA - 5,000 RPM; 5018SH - 3,600 RPM; 6020SK - 2,500 RPM; 8018SF - 2,000 RPM

COUPLING COVERS

Covers fit "QD" and Bore to Size Couplings. Covers allow excellent lubrication, and their use is recommended to obtain maximum coupling life.

Covers are of aluminum and are made in halves for easy installation. Synthetic rubber oil seals, which contact the coupling hubs, retain the lubricant and prevent the entry of dirt. Covers are fitted with gaskets between the halves.



"QD" CHAIN COUPLING HALVES - "QD" INTERCHANGEABLE HUBS - EXTRA CHAINS - COVERS

COUPLING Number	Our Sequence Number	HALF Per Each	Outside Diam. Inches	Overall Length Inches	HP @* 1800 RPM	Hub No.	Max. Bore Inches	Bore Sizes	CHAIN For Coupling	Our Sequence Number	CHAIN Per Each	COVER Number	Outside Diam. Inches	Our Sequence Number	COVER Per Each
4016JA	854986	**$28.63**	3-1/32	2-29/32	32.7	JA	1	1/2 to 1	**4016**	763750	**$8.29**	**4016**	4	855100	**$122.66**
5018SH	854988	**68.58**	4-3/16	3-3/8	61.9	SH	1-1/4	1/2 to 1-1/4	**5018**	763785	**18.71**	**5018**	5-1/8	855102	**172.26**
6020SK	854994	**211.97**	5-1/2	4-3/16	192	SK	2	3/4 to 2	**6020**	763812	**48.37**	**6020**	6-3/8	855104	**277.20**
8018SF	854998	**21.51**	6-21/32	5-21/64	326	SF	2-1/4	7/8 to 2-1/4	**8018**	763832	**69.16**	**8018**	8-3/16	855106	**316.67**

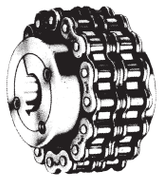

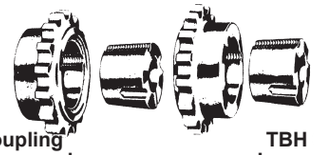

TBF Coupling
Large taper end
next to Chain

TBH Coupling
Large taper end
away from Chain



TAPER LOCK COUPLINGS TYPE "TBH" and "TBF"

COUPLING Number	Our Sequence Number	HALF Per Each	Outside Diam. Inches	Overall Length Inches	HP @* 1800 RPM	Hub No.	Max. Bore Inches	Bore Sizes	CHAIN For Coupling	Our Sequence Number	CHAIN Per Each	COVER Number	Outside Diam. Inches	Our Sequence Number	COVER Per Each
4016TBF	855078	**$87.73**	3-1/32	2-1/32	32.7	1108	1-1/8	1/2 to 1-1/8	**4016**	763750	**$8.29**	**4016**	4	855100	**$122.66**
4016TBH	855070	**45.01**	3-1/32	2-1/32	32.7	1108	1-1/8	1/2 to 1-1/8	**4016**	763750	**8.29**	**4016**	4	855100	**122.66**
5018TBF	855080	**132.64**	4-3/16	2-3/8	61.9	1610	1-5/8	1/2 to 1-5/8	**5018**	763785	**18.71**	**5018**	5-1/8	855102	**172.26**
5018TBH	855072	**132.64**	4-3/16	2-3/8	61.9	1610	1-5/8	1/2 to 1-5/8	**5018**	763785	**18.71**	**5018**	5-1/8	855102	**172.26**
6020TBF	855082	**....**	5-1/2	2-15/16	192	2012	2	1/2 to 2	**6020**	763812	**48.37**	**6020**	6-3/8	855104	**277.20**
6020TBH	855074	**....**	5-1/2	2-15/16	192	2012	2	1/2 to 2	**6020**	763812	**48.37**	**6020**	6-3/8	855104	**277.20**
8020TBF	855084	**276.87**	7-19/64	4-37/64	326	3020	3	15/16 to 3	**8020**	763834	**76.76**	**8020**	8-3/16	855105	**449.53**
8020TBH	855076	**276.87**	7-19/64	4-37/64	326	3020	3	15/16 to 3	**8020**	763834	**76.76**	**8020**	8-3/16	855105	**449.53**

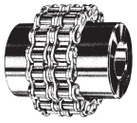

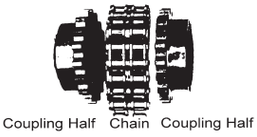



BORED TO SIZE COUPLING HALVES

Outside Diam. Inches	Overall Length Inches	HP @ 1800 RPM	COUPLING Number	Our Sequence Number	HALF Per Each	COUPLING Number	Our Sequence Number	HALF Per Each	CHAIN For Coupling	Our Sequence Number	CHAIN Per Each	COVER Number	Outside Diam. Inches	Our Sequence Number	COVER Per Each
3-1/32	2-17/32	32.7	**4016CPL 5/8**	897792	**$36.09**	**4016CPL 3/4**	854999	**$21.51**	**4016**	763750	**$8.29**	**4016**	4	855100	**$122.66**
			4016CPL 7/8	855001	**21.51**	**4016CPL 1**	855000	**21.52**							
			4016CPL 1-1/8	855003	**21.51**	**4016CPL 1-3/16**	897790	**31.34**							
			4016CPL 1-1/4	855002	**21.51**										
3-25/32	3-1/4	61.9	**5016CPL 3/4**	855026	**33.26**	**5016CPL 7/8**	855028	**60.40**	**5016**	763780	**17.41**	**5016**	5-1/8	855101	**191.11**
			5016CPL 1	855030	**33.26**	**5016CPL 1-1/8**	855032	**33.26**							
			5016CPL 1-3/16	897798	**41.82**	**5016CPL 1-1/4**	855034	**33.26**							
			5016CPL 1-3/8	855036	**33.26**	**5016CPL 1-7/16**	897800	**33.26**							
			5016CPL 1-1/2	855038	**33.26**	**5016CPL 1-5/8**	897802	**30.75**							
4-3/16	3-3/4	61.9	**5018CPL 3/4**	897807	**82.91**	**5018CPL 7/8**	897809	**66.77**	**5018**	763785	**18.71**	**5018**	5-1/8	855102	**172.26**
			5018CPL 1	855004	**41.10**	**5018CPL 1-1/8**	897811	**41.10**							
			5018CPL 1-3/16	897813	**44.41**	**5018CPL 1-1/4**	855006	**41.10**							
			5018CPL 1-3/8	897815	**87.22**	**5018CPL 1-7/16**	897817	**82.91**							
			5018CPL 1-1/2	855010	**41.10**	**5018CPL 1-5/8**	897819	**....**							
			5018CPL 1-3/4	855008	**41.10**	**5018CPL 1-7/8**	897821	**53.36**							
			5018CPL 1-15/16	897823	**82.91**										
5	4-3/16	192	**6018CPL 1**	855012	**65.07**	**6018CPL 1-1/8**	855013	**117.41**	**6018**	763810	**34.21**	**6018**	6-3/8	855103	**237.25**
			6018CPL 1-3/16	897840	**117.41**	**6018CPL 1-1/4**	855014	**65.07**							
			6018CPL 1-3/8	855016	**65.07**	**6018CPL 1-7/16**	897842	**182.89**							
			6018CPL 1-1/2	855018	**65.07**	**6018CPL 1-5/8**	897844	**182.89**							
			6018CPL 1-3/4	855015	**65.07**	**6018CPL 1-7/8**	897846	**....**							
			6018CPL 1-15/16	897848	**65.07**	**6018CPL 2**	855017	**65.05**							
			6018CPL 2-1/8	855019	**117.41**	**6018CPL 2-1/4**	855020	**60.19**							
5	4-3/16	192	**8018CPL 1-1/8**	855042	**108.71**	**8018CPL 1-3/4**	855044	**148.82**	**8018**	763832	**69.16**	**8018**	8-316	855106	**316.67**
			8018CPL 1-15/16	897830	**147.70**	**8018CPL 2**	897832	**....**							

Prices subject to change without notice. **ASK FOR QUANTITY DISCOUNT**

COUPLINGS AND SPIDERS DIMENSIONAL INFORMATION

Style 1

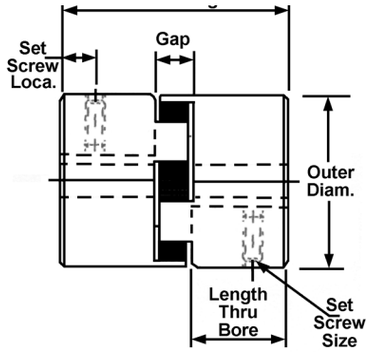

Style 2

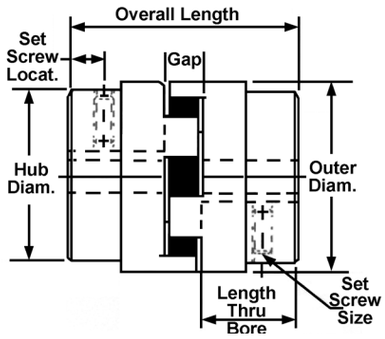

Couplings

Size	Style No.	Bore Min.	Bore Max.	Outer Diam.	Overall Length	Gap	Length Thru Bore	Hub Diam	Set Screw Location	Set Screw Size	Weight Lb.s Min. Bore	Weight Lb.s Max. Bore	Moment of Inertia
L035	1	.125	.375	.63	.81	.28	.27	.63	.13	#6-32	.1	.1	.003
L050	1	.250	.625	1.08	1.71	.48	.62	1.08	.31	1/4-20	.3	.2	.054
L070	1	.250	.750	1.36	1.98	.48	.75	1.36	.38	1/4-20	.6	.4	.115
L075	1	.250	.875	1.75	2.13	.50	.82	1.75	.31	1/4-20	1.0	.8	.388
L090	1	.250	1.000	2.11	2.15	.52	.82	2.11	.44	1/4-20	1.5	1.2	.772
L095	1	.437	1.125	2.11	2.51	.52	1.00	2.11	.44	5/16-18	1.8	1.3	.890
L099	1	.437	1.188	2.54	2.84	.71	1.06	2.54	.44	5/16-18	2.5	2.0	2.048
L100	1	.437	1.375	2.54	3.48	.71	1.38	2.54	.44	5/16-18	3.2	2.4	2.783
L110	1	.625	1.625	3.32	4.22	.88	1.68	3.32	.75	3/8-16	6.6	5.3	8.993
L150	1	.625	1.875	3.75	4.50	1.00	1.75	3.75	.75	3/8-16	8.8	7.0	11.477
L190	2	.750	2.125	4.50	4.86	1.00	1.94	4.00	.88	1/2-13	15.3	12.3	39.256
L225	2	.750	2.625	5.00	5.34	1.00	2.18	4.25	1.00	1/2-13	19.6	15.0	65.000
L276	2	.875	2.875	6.18	7.82	1.58	3.12	5.00	1.56	1/2-13	40.0	30.5	188.000

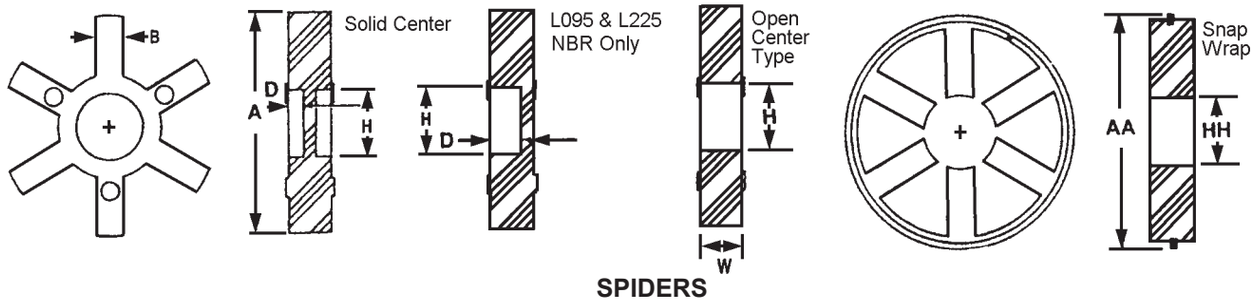

SPIDERS

Size	Solid Center Spiders: Material Available NBR SOX	Urethane URE	Hytrel HYT	Dimensions A	D	H	Open Center Spiders: Materials Available NBR SOX	Ureth. URE	Hytrel HYT	Bronze BRZ	Dimensions A	H	Snap Wrap Spiders: Material NBR	Dimensions AA	HH	All: W	B
L035	X	- -	- -	.62	....	....	- -	- -	- -	- -	....	....	N/A	....	....	.28	.21
L050	X	X	X	1.07	....	....	- -	- -	- -	X	1.07	.31	N/A	....	....	.42	.27
L070	X	X	- -	1.38	....	....	X	X	X	X	1.38	.50	N/A	....	....	.42	.27
L075	X	- -	- -	1.75	....	....	X	X	X	X	1.75	.75	N/A	....	....	.44	.27
L090	X	- -	- -	2.12	.18	.88	X	X	X	X	2.12	.88	X	2.56	1.06	.44	.36
L095	X	- -	- -	2.12	.18	.88	X	X	X	X	2.12	.88	X	2.56	1.06	.44	.36
L099	X	- -	- -	2.54	.25	1.03	X	X	X	X	2.54	1.03	X	3.08	1.37	.61	.43
L100	X	- -	- -	2.54	.25	1.03	X	X	X	X	2.54	1.03	X	3.08	1.37	.61	.43
L110	X	- -	X	3.31	NBR .25 HYT .18	1.19	X	X	X	X	3.31	1.18	X	3.87	1.50	.75	.45
L150	X	- -	X	3.75	NBR .31 HYT .21	1.25	X	X	X	X	3.75	1.25	X	4.56	1.75	.88	.59
L190	X	- -	X	4.50	NBR .31 HYT .18	1.38	X	X	X	X	4.50	1.38	X	5.18	2.25	.88	.60
L225	X	- -	X	4.98	NBR .38 HYT .18	1.75	X	X	X	X	4.98	1.75	URE.	5.44	2.75	.88	.73
L276	- -	- -	- -	....	....	....	X	- -	- -	X	6.19	1.75	N/A	....	....	1.45	.75

ASK FOR QUANTITY DISCOUNT *Prices subject to change without notice.*

LOVEJOY ROUND BORE COUPLING HALVES

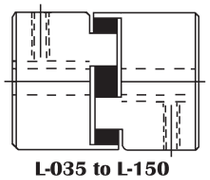

L-035 to L-150

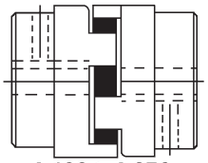

L-190 to L-276

With Standard Keyway & Set Screws for Both Drop In and Regular Spiders

Are Made of Sintered Iron

Pictures are shown as complete

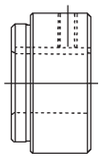

W STEEL and X STEEL Weld-A-Hub Round & Splined

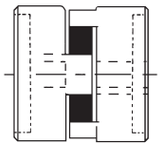

Weld-A-Coupling (2) Coupling Halves and 1 Spider

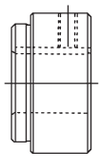

W STEEL and X STEEL Weld-A-Hub Round & Splined

Coupling Half Number	Diam. Inches	Per Each	1/4 Sequence Number	5/16 Sequence Number	3/8 Sequence Number	7/16 Sequence Number	1/2 Sequence Number	9/16 Sequence Number	5/8 Sequence Number	3/4 Sequence Number	7/8 Sequence Number
L-035	.63	**$2.85**	170143		170145						
L-050	1.08	**5.08**	170146		170148		170150	170151	170152		
L-070	1.36	**9.21**					170154		170156		
L-075	1.75	**12.75**				170159	170160		170162	170164	
L-090	2.11	**20.35**				170170	170172			170176	170180
L-095	2.11	**31.31**						170182	170184	170186	170188
L-099	2.54	**38.05**							170204	170206	170208
L-100	2.54	**58.54**						170219	170220	170222	170224
L-110	3.32	**63.80**								170242	
L-150	3.75	**94.74**									

coupling Half Number	Diam. Inches	Per Each	1 Sequence Number	1-1/8 Sequence Number	1-3/16 Sequence Number	1-1/4 Sequence Number	1-3/8 Sequence Number	1-7/16 Sequence Number	1-1/2 Sequence Number	1-5/8 Sequence Number	1-7/8 Sequence Number
L-095	2.11	**$31.31**	170200	170202							
L-099	2.54	**39.57**	170210	170212	170214						
L-100	2.54	**58.54**	170226	170228	170230	170232	170234				
L-110	3.32	**80.03**	170246	170248		170250	170252	170254		170260	
L-150	3.75	**102.45**	170268	170270		170272	170274	170276	170278	170280	170282

LOVEJOY SPLINED BORE COUPLING HALVES SINTERED IRON BORED TO SIZE

Coupling Half Number	Per Each	5/8-9 Sequence Number	3/4-11 Sequence Number	7/8-13 Sequence Number	1-15 Sequence Number	1-1/4-14 Sequence Number	1-3/8-21 Sequence Number	1-1/2-23 Sequence Number	1-3/4-13 Sequence Number	2-15 Sequence Number
L-090	**$....**	169700	169702	169704						
L-095	**134.47**	169706	169708	169710						
L-100	**180.98**	169712	169714	169716	169718					
L-110	**208.91**		169720	169722	169728	169726	169730		169724	
L-150	**174.41**		169732	169734	169740	169738	169742		169736	
L-190	**190.10**			169762	169764	169766	169768	169770	169722	169774
L-225	**245.05**				169800	169802	169804	169806	169808	
L-276	**401.49**				169840	169842				

BAUM STEEL WELD-A-COUPLING ROUND BORE with Mild Steel Hubs
(1 Weld Coupling + 1 Weld Hub Makes 1 Coupling Half)

Coupling Half Number	Our Sequence Number	Per Each	1/2 Hub Sequence Number	9/16 Hub Sequence Number	5/8 Hub Sequence Number	11/16 Hub Sequence Number	3/4 Hub Sequence Number	13/16 Hub Sequence Number	7/8 Hub Sequence Number	15/16 Hub Sequence Number
L-095 WL	000510	**....**	566016	566080	254554	254556	254558	254560	254562	254564
L-110 XL	000520	**....**			567488	254676	254678	254680	254682	254684

Coupling Half Number	Our Sequence Number	Per Each	1 Hub Sequence Number	1-1/16 Hub Sequence Number	1-1/8 Hub Sequence Number	1-3/16 Hub Sequence Number	1-1/4 Hub Sequence Number	1-5/16 Hub Sequence Number	1-3/8 Hub Sequence Number	1-7/16 Hub Sequence Number	1-1/2 Hub Sequence Number
L-095 WL	000510	**....**	254566	566592	254570	566720	254574				
L-110 XL	000520	**....**	254686		254690	568064	254694	254696	254698	254700	254702

BAUM STEEL WELD-A-COUPLING SPLINED BORE With Mild Steel NOT Heat Treated Hubs.
(1 Weld Coupling + 1 Weld Hub Makes 1 Coupling Half)

Coupling Half Number	Our Sequence Number	Per Each	7/8-13 Sequence Number	1-6 Sequence Number	1-15 Sequence Number	1-1/8-6 Sequence Number	1-1/4-6 Sequence Number	1-1/4-14 Sequence Number	1-3/8-6 Sequence Number	1-3/8-21 Sequence Number	1-3/4-6 Sequence Number	1-3/4-20 Sequence Number
L-095 WL	000510	**....**	....	....	....	....		....	566976			
L-110 XL	000520	**....**	....	....		189204	189112	....	568576	....	....	....

COMPARISON CHART for SPIDERS

Material	Torque Characteristic	Temperature Range	Chemical Resistance	Color	SPIDER SERIES Solid	Split	2 Piece
EPDM Rubber	Standard Performance	-30 to + 275 F	GOOD	Black	JE	JES	E
Neoprene	Very Good Performance	0 to + 200 F	VERY GOOD	Black w/green dot	JN	JNS	N
Hytrel	High torque; high temperature	-65 to + 250 F.	EXCELLENT	Orange	H	HS	

COMPARISON CHART for SPIDERS for L Couplings

Material	Characteristic	Temperature Range	Chemical Resistance	Color
Rubber (Buna)	Flexible Like Rubber	-40 to + 212 F	GOOD	Black
Urethane	1.5 times torque of Rubber	-30 to + 160 F	VERY GOOD	Blue
Hytrel	2.5 times torque of Rubber	-60 to + 250 F.	EXCELLENT	Tan

Prices subject to change without notice. **ASK FOR QUANTITY DISCOUNT**

PRECISE ROUND BORE COUPLING HALVES

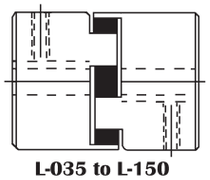

L-035 to L-150

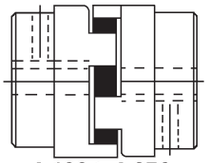

L-190 to L-276

With Standard Keyway & Set Screws for Both Drop In and Regular Spiders

Are Made of Sintered Iron

Pictures are shown as complete

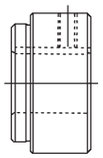

W STEEL and X STEEL Weld-A-Hub Round & Splined

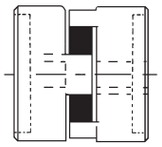

Weld-A-Coupling (2) Coupling Halves and 1 Spider

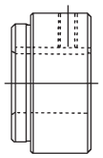

W STEEL and X STEEL Weld-A-Hub Round & Splined

Coupling Half Number	Diam. Inches	Per Each	7/16 Sequence Number	1/2 Sequence Number	9/16 Sequence Number	5/8 Sequence Number	3/4 Sequence Number	7/8 Sequence Number	1 Sequence Number	1-1/8 Sequence Number	1-1/4 Sequence Number
L-070	1.36	**....**		- - - - -		- - - - -	253702				
L-075	1.75	**11.28**	253703	273704		253705	253706	253707			
L-090	2.11	**....**	**- - - - -**	- - - - -		253710	253711		253712		
L-095	2.11	**12.83**			253734	253735	253736	253737	253738	253739	
L-099	2.54	**....**				- - - - -	- - - - -	- - - - -	253716	- - - - -	
L-100	2.54	**....**			253718	253719	253720	253721	253722	253723	253724
L-110	3.32	**48.93**					253726	253727	253728	253729	253730

Coupling Half Number	Diam. Inches	Per Each	1-3/8 Sequence Number	1-1/2 Sequence Number	1-5/8 Sequence Number
L-100	2.54	**28.81**	253725		
L-110	3.32	**48.93**	253730	253732	253733

PRECISE 6 POINT SPIDERS for JAW COUPLINGS

You must move pump or motor to disassemble

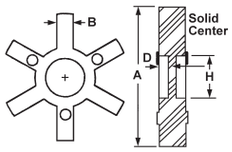

SOLID NO HOLE

For Complete Coupling:				**RUBBER SPIDER for L-Coupling** Order 2 Coupling Halves and 1 "S" Spider		**HYTREL SPIDER for L-Coupling** Order 2 Coupling Halves and 1 "HY" Spider	
				"S" SPIDER One piece Rubber		**"HY SPIDER** One piece Hytrel	
Series	Outside Diam. Inches	Overall Width Inches	HP at 1800 RPM	Our Sequence Number	Per Each	Our Sequence Number	Per Each
L-075	1.75	.44	2.50	- - - - -	....	- - - - -	**....**
L-095	2.12	.44	5.50	253741	**6.72**	- - - - -	....
L-100	2.54	.61	11.90	253742	**13.37**	- - - - -	....
L-110	3.31	.75	23.00	253743	**21.65**	- - - - -	....

 © Baum Hydraulics Corporation

LOVEJOY 6 POINT SPIDERS for JAW COUPLINGS

You must move pump or motor to disassemble

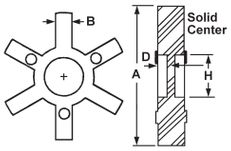

SOLID NO HOLE

For Complete Coupling:			RUBBER SPIDER for L-Coupling Order 2 Coupling Halves and 1 "S" Spider			URETHANE SPIDER for L-Coupling Order 2 Coupling Halves and 1 "U" Spider			HYTREL SPIDER for L-Coupling Order 2 Coupling Halves and 1 "HY" Spider		
			"S" SPIDER One piece Rubber			"U" SPIDER One piece Urethane			"HY SPIDER One piece Hytrel		
Series	Outside Diam. Inches	Overall Width Inches	HP at 1800 RPM	Our Sequence Number	Per Each	HP at 1800 RPM	Our Sequence Number	Per Each	HP at 1800 RPM	Our Sequence Number	Per Each
L-035	.62	.28	.10	169100	**$2.50**						
L-050	1.07	.42	.70	169102	**4.79**	1.00	169104	**$13.28**	1.40	169106	**$15.62**
L-070	1.38	.42	1.20	169108	**6.36**	1.80	169112	**5.84**			
L-075	1.75	.44	2.50	169118	**11.67**						
L-090	2.12	.44	4.10	169126	**15.08**						
L-095	2.12	.44	5.50	169126	**15.08**						
L-099	2.54	.61	9.10	169134	**31.78**						
L-100	2.54	.61	11.90	169134	**31.78**						
L-110	3.31	.75	23.00	169142	**36.58**				65.00	169148	**131.73**
L-150	3.75	.88	35.00	169152	**52.60**				106.00	169158	**158.25**
L-190	4.50	.88	49.00	169162	**64.03**				134.00	169168	**127.47**
L-225	4.91	.88	67.00	169172	**70.84**				178.00	169178	**202.57**

*Unless otherwise noted.

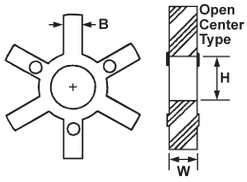

WITH CENTER HOLE

For Complete Coupling:			RUBBER SPIDER for L-Coupling Order 2 Coupling Halves and 1 "S" Spider			URETHANE SPIDER for L-Coupling Order 2 Coupling Halves and 1 "U" Spider			HYTREL SPIDER for L-Coupling Order 2 Coupling Halves and 1 "HY" Spider		
			"S" SPIDER One piece Rubber			"U" SPIDER One piece Urethane			"HY SPIDER One piece Hytrel		
Series	Outside Diam. Inches	Overall Width Inches	HP at 1800 RPM	Our Sequence Number	Per Each	HP at 1800 RPM	Our Sequence Number	Per Each	HP at 1800 RPM	Our Sequence Number	Per Each
L-070	1.38	.42	1.20	169110	**$4.98**	1.80	169114	**$8.17**	3.20	169116	**$9.89**
L-075	1.75	.44	2.50	169120	**11.67**	3.70	169122	**....**	6.40	169124	**31.71**
L-090	2.12	.44	4.10	169128	**15.08**	6.10	169130	**23.08**	11.50	169132	**45.74**
L-095	2.12	.44	5.50	169128	**15.08**	8.20	169130	**23.08**	16.00	169132	**45.74**
L-099	2.54	.61	9.10	169136	**31.78**	13.60	169138	**63.12**	22.60	169140	**108.86**
L-100	2.54	.61	11.90	169136	**31.78**	17.80	169138	**63.12**	32.40	169140	**108.86**
L-110	3.31	.75	23.00	169144	**....**	34.50	169146	**....**	65.00	169150	**131.73**
L-150	3.75	.88	35.00	169154	**48.62**	52.50	169156	**139.43**	106.00	169160	**146.33**
L-190	4.50	.88	49.00	169164	**....**	73.50	169166	**113.62**	134.00	169170	**112.97**
L-225	4.98	.88	67.00	169174	**70.84**	100.50	169176	**....**	178.00	169180	**162.32**
L-276	6.19	1.45	135.00	169182	**....**						

*Unless otherwise noted.

JAW IN SHEAR DROP IN SPIDER

You do NOT have to move pump or motor to disassemble

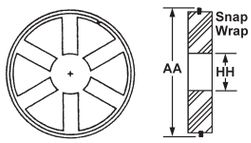

SNAP-WRAP RUBBER SPIDER
for Snap-Wrap-Coupling
Order 2 Coupling Halves
and 1 "SW" Spider

JAW IN SHEAR DROP IN URETHANE SPIDER
for L-Coupling
Order 2 Coupling Halves
and 1 "LS" Spider and "LS" Ring

			"SW" SPIDER Snap-Wrap with ring			"LS" SPIDER Jaw in Shear				"LS" RING Jaw in Shear		
Series	Outside Diam. Inches	Overall Width Inches	HP at 1800 RPM	Our Sequence Number	Per Each	HP at 1800 RPM	Overall Length	Our Sequence Number	Per Each	Ring Outside Diameter	Our Sequence Number	Per Each
L-090	2.12	.44	4.10	172305	**$18.76**	9.50	2.60	169970	**$54.60**	2.70	169972	**$23.24**
L-095	2.12	.44	5.50	172305	**18.76**	9.50	3.00	169970	**54.60**	2.70	169972	**23.24**
L-099	2.54	.61	9.10	172310	**64.64**	16.00	3.50	169974	**39.33**	3.20	169976	**28.93**
L-100	2.54	.61	11.90	172310	**64.64**	16.00	4.20	169974	**39.33**	3.20	169976	**28.93**
L-110	3.31	.75	23.00	172315	**35.62**	31.10	5.00	169978	**....**	4.00	169980	**....**
L-150	3.75	.88				51.60	5.40	169982	**92.76**	4.70	169984	**104.53**

URETHANE SPIDER for SPIDEX CURVED JAW COUPLING

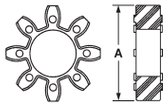

80 Soft Light Duty
92 Medium Medium Duty
98 Hard Heavy Duty

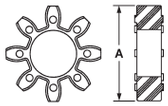

					BLUE 80			WHITE 92			RED 98
Spider Number		Max. RPM	HP at 1800 RPM	Our Sequence Number	Per Each	HP at 1800 RPM	Our Sequence Number	Per Each	HP at 1800 RPM	Our Sequence Number	Per Each
CJ 19/24	6 pt	14000	1.2	169250	**$4.47**	2.5	169252	**$4.47**	4.2	169254	**$7.81**
CJ 24/32	8 pt	10600	4.2	169256	**8.31**	9.0	169258	**....**	15.1	169260	**12.68**
CJ 28/38	8 pt	8500	11.6	169262	**12.34**	24.0	*169264	**12.08**	41.7	169266	**....**
CJ 38/45	8 pt	7100	23.5	169268	**22.65**	48.0	169270	**30.66**	84.6	169272	**24.09**

*Yellow

LOVEJOY SURE-FLEX FLEXIBLE COUPLING HALVES - HEAVY DUTY IRON

Flanges are made of high strength cast-iron & are bored-to-size for a slip fit on standard shafts.
They are easy to install and remove, and are readily available from stock in a wide range of popular bore sizes.



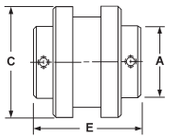



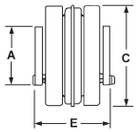

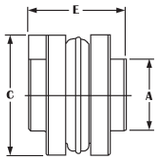

5S (BORED TO SIZE) SERIES **6B (QD) SERIES** **6TF & 6TR (TAPERLOCK) SERIES**

Sure-Flex (S-Flex) couplings protect connected equipment from harmful shock loading, vibration and shaft misalignment. Benefits include: Maintenance Free, Dampens Vibration, Controls Shock

Coupling Half Number	Per Each	5/8 Sequence Number	3/4 Sequence Number	7/8 Sequence Number	1 Sequence Number	1-1/8 Sequence Number	1-1/4 Sequence Number	1-3/8 Sequence Number	1-1/2 Sequence Number	Max. Bore Size Inch	"C" Outside Diam. Inches	"E" Overall Length Inches	"A" Hub Diam. Inches	Max. RPM
5SF	**$21.63**	169536			169542	169544				1-3/16	3-1/4	2-13/16	1-7/8	7600
6SF	**43.54**	169548	169550	169552	169554	169556		169562		1-7/16	4	3-1/2	2-1/2	6000
7SF	**28.26**		169570	169572	169574	169576	169578	169580	169584	1-5/8	4-5/8	3-15/16	2-13/16	5250
8SF	**42.42**		169600	169602	169604	169606	169608		169612	1-15/16	5-29/64	4-7/16	3-1/4	4500

Coupling Half Number	Our Sequence Number	Per Each	Use Hub Series	Max. Bore Size Inch	"C" O.D. Inches	"E" Overall Length Inches	"A" Hub Diam. Inches	Max. RPM	HP at 1800 RPM w/EPDM or Neoprene Spider	Use Spider Series
LOVEJOY "SURE-FLEX" "QD" QUICK DETACHABLE COUPLING HALVES FOR QD HUBS										
6SF 6B-JA	169640	**$....**	JA	1	4	3-5/16	2	6000	12.8	6
7SF 7B-JA	169644	**47.59**	JA	1	4-5/8	3-7/16	2	5250	20.7	7
8SF 8B-SH	169648	**47.10**	SH	1-3/8	5-27/64	3-15/16	2-11/16	4500	32.4	8
9SF 9B-SD	169652	**131.38**	SD	1-5/8	6-23/64	4-5/8	3-3/16	3750	51.4	9
10SF 10B-SK	169656	**149.20**	SK	2-1/8	7-1/2	5-3/8	3-7/8	3600	82.1	10
11SF 11B-SF	169660	**124.77**	SF	2-5/16	8-5/8	6-5/16	4-5/8	3600	129.3	11
LOVEJOY "TAPERLOCK" COUPLING HALVES - FRONT MOUNT FOR TL HUBS										
6SF 6TF-1215	170025	**66.93**	1215	1-1/4	4.00	4	2.81	6000	12.8	6
7SF 7TF-1215	170026	**78.83**	1215	1-1/4	4.62	3.94	2.81	5250	20.7	7
8SF 8TF-1615	170027	**127.31**	1615	1-5/8	5.45	5	3.25	4500	32.4	8
9SF 9TF-2012	170028	**118.99**	2012	2	6.35	6	4.13	3750	51.4	9
10SF 10TF-2517	170029	**166.48**	2517	2-1/2	7.50	7	4.75	3600	82.1	10
11SF 11TF-2517	170030	**237.98**	2517	2-1/2	8.63	8	5.63	3600	129.3	11
LOVEJOY "TAPERLOCK" COUPLING HALVES - REAR MOUNT FOR TL HUBS										
6SF 6TR-1008	170035	**83.29**	1008	1	4	4	2.81	6000	12.8	6
7SF 7TR-1108	170036	**98.16**	1108	1-1/8	4.62	3.94	2.81	5250	20.7	7
8SF 8TR-1215	170037	**171.65**	1215	1-1/4	5.45	5	3.25	4500	32.4	8
10SF 10TR-1615	170039	**223.10**	1615	1-5/8	7.5	7	4.75	3600	82.1	10
11SF 11TR-2525	170040	**297.47**	2525	2-1/2	8.63	8	5.63	3600	129.3	11

LOVEJOY SPIDER SLEEVES FOR SURE-FLEX and S-FLEX COUPLINGS

You have to move motor or pump to replace sleeve.

SHOWN COMPLETE

JE
SOLID EPDM RUBBER BLACK

JN
SOLID NEOPRENE RUBBER BLACK w/GREEN DOT

H
SOLID HYTREL ORANGE

Coupling Half Number	Diam. Inches	Max. RPM	EPDM & Neoprene HP at 1800 RPM	Hytrel HP at 1800 RPM	Our Sequence Number	Per Each	Our Sequence Number	Per Each	Our Sequence Number	Per Each
5SF	3.25	7600	6.8	- -	169880	**$28.34**	169896	**$....**		
6SF	4.00	6000	12.8	51.4	169881	**47.24**	169897	**51.96**	169926	**$146.37**
7SF	4.62	5250	20.7	82.1	169882	**62.65**	169898	**70.86**	169927	**227.19**
8SF	5.45	4500	32.4	129.3	169883	**80.31**	169899	**73.18**	169928	**223.81**
9SF	6.35	3750	51.4	205.6	169884	**78.34**				
10SF	7.50	3600	82.1	324.1	169885	**103.48**				
11SF	8.62	3600	129.3	514.0						

DROP IN SLEEVES

You do not have to move motor or pump to replace.

E
2 PIECE EPDM RUBBER with SNAP RING

N
2 PC NEOPRENE RUBBER with SNAP RING

Coupling Half Number	Our Sequence Number	Per Each	Our Sequence Number	Per Each
5SF	169908	**$37.18**	169917	**$32.03**
6SF	169909	**50.23**	169918	**....**
7SF	169910	**64.90**	169919	**72.18**
8SF	169911	**....**	169920	**120.56**
9SF	169912	**....**	169921	**202.38**
10SF	169913	**101.25**	169922	**175.51**
11SF	169914	**291.30**	169923	**344.76**

For Installations Where Small Shaft Separations inhibit the Installation of One Piece Sleeves



Coupling Half Number	Diam. Inches	Max. RPM	EPDM & Neoprene HP at 1800 RPM	Hytrel HP at 1800 RPM	Our Sequence Number	Per Each	Our Sequence Number	Per Each	Our Sequence Number	Per Each
					JES SPLIT EPDM RUBBER BLACK		**JNS SPLIT NEOPRENE RUBBER BLACK**		**HS SPLIT HYTREL ORANGE**	
5SF	3.25	7600	6.8	- -	169888	**$24.87**	169902	**$....**	169934	**$....**
6SF	4.00	6000	12.8	51.4	169889	**40.65**	169903	**....**	169935	**178.48**
7SF	4.62	5250	20.7	82.1	169890	**41.65**	169904	**....**	- - - - -	**....**
8SF	5.45	4500	32.4	129.3	169891	**40.30**	169905	**....**		
9SF	6.35	3750	51.4	205.6	169892	**75.15**				
10SF	7.50	3600	82.1	324.1	169893	**67.50**				

C A U T I O N : Applications involving reciprocating engines and reciprocatiing driven devices are subject to critical rotational speeds which may damage the coupling and/or connected equipment. No gas engines.

Type H and HS Hytrel can be used ONLY with S or SC Bored to Size Coupling Halves.

ASK FOR QUANTITY DISCOUNT *Prices subject to change without notice.*

HUB CITY and G & G POWER TAKE OFF ADAPTERS FOR UP TO 75 HP

Check drive line to be certain it is short enough to compensate for added length of coupler or adapter.

Standard Hub City Adapters
6 per Pkg. All others 1 per Pkg.

03-32-03531

Part Number	Length Inches	Extends PTO Inches	Our Sequence Number	Per Each
			PTOADP	
Enlarges from 1-1/8x6 Female Spline to 1-3/8x6 Male Spline For all Tractors including Ford				
03-32-03531	5-1/2	3-9/16	575488	**$80.19**
Reduces from 1-3/8x6 Female Spline to 1-1/8x6 Male Spline For all Tractors				
03-32-00400	6-1/2	4-9/16	574208	**94.60**
Reduces from 1-3/8x6 Female Spline to 1-1/8x6 Male Spline For Ford & Ferguson 35				
03-32-00420	5-1/2	2-13/16	574720	**80.16**
1-3/8x6 Spline Female to 1-3/8x6 Spline Male for all Tractors				
03-32-00371	6-1/2	4-9/16	573888	**171.41**
Converts 1-3/8x21 Feamle Spl.to 1-3/8x6 Male Spl. - Set Screw Type				
03-32-00373	6-1/2	4-1/2	573890	**172.07**
Converts 1-3/8x21 Female Spl.to 1-3/4x20 Male Spl. - Set Screw Type				
03-32-00070	7	4-3/4	573655	**439.98**

MODELS - TO 125 HP FOR HEAVY DUTY TRACTOR



			PTOHVADP	
Converts 1-3/8x21 Female Spline to 1-3/8x6 Male Spline				
03-32-00002	6-7/8	4-13/16	572894	**598.10**
PTO ADAPTERS INCLUDING PTO PIN Converts 1-3/8x6 Female Spline to 1-3/8x21 Male Spline				
03-32-00004	6-7/8	4-13/16	572900	**639.98**

CLAMP TYPE PTO ADAPTER
TO 125 HP 8640 ALLOY STEEL



			PTOHVCLADP	
Reduces 1-3/4-20 Female Spline to 1-3/8x6 Male Spline				
03-32-01490	8-3/16	4-15/16	575006	**481.42**
Reduces 1-3/4x20 Female Spline to 1-3/8x21 Male Spline				
03-32-01491	8-3/16	5-7/16	575008	**481.42**
Converts 1-3/8-21 Female Spline to 1-3/4-20 Male Spline				
03-32-00094	7-11/64	4-63/64	573656	**510.58**

CLAMP TYPE ADAPTERS
BOLT FITS INTO GROOVE IN PTO SHAFT



			PTOCLADP	
Extends 1-3/8x6 Female Spline to 1-3/8x6 Male Spline				
03-32-00057	7-5/16	4-1/2	573649	**476.89**
Converts 1-3/8x21 Female Spline to 1-3/8x6 Male Spline				
03-32-00087	6-1/2	3-3/4	575038	**457.52**

NOTE: 03-32xxxx numbers are Hub City, the others are G & G

PTO ADAPTERS MUST BE PROPERLY SHIELDED



SLEEVE TYPE ADAPTER

Part Number	Length Inches	Extends PTO Inches	Our Sequence Number	Per Each
			PTOSLADP	
Sleeve Enlarges from 1-1/8x6 Female Spline to 1-3/8x6 Male Spline for all Tractors				
03-32-00352	2-1/4	None	573824	**$34.80**
Forged Sleeve Enlarges from 1-1/8x6 Female Spl.to 1-3/8x6 Male Spl.				
		For All Tractors		
03-32-00018	3	None	573440	**41.28**
		For Ford Only		
03-32-00363	2	None	573863	**22.87**
Sleeve Enlarges from 1-3/8x6 Female Spline to 1-3/4x6 Male Spline for all Tractors				
03-32-00403	2-1/2	None	574290	**80.69**
Sleeve Enlarges 31/32x10 Spline to 1-3/8x6 Spline				
03-32-00355	2-1/4	None	573825	**44.15**



LONG EXTENSION ADAPTER FOR
FARMHAND & GRESEN PUMPS

			PTOLGADP	
Extends 1-3/8x6 Spline Male to 1-3/8x6 Spline Female				
23676	15	- - -	179055	**79.33**

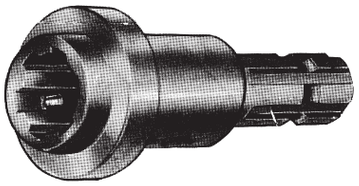

KWIK-D-TACH ADAPTERS
BALL FITS INTO GROOVE ON PTO SHAFT

			PTOKDTADP	
Converts 1-3/8x6 Female Spline to 1-3/8x21 Male Spline				
03-32-00013	6-1/2	4-5/16	573120	**269.22**
Extends 1-3/8x6 Female Spline to 1-3/8x6 Male Spline				
03-32-00010	6-12	5-5/16	572928	**296.04**
Extends 1-3/8x21 Female Spline to 1-3/8x21 Male Spline				
03-32-02121	6-1/2	5-1/8	575424	**307.69**
Converts 1-3/8x21 Female Spline to 1-3/8x6 Male Spline				
03-32-01373	6-1/2	5-1/8	575296	**307.69**

SNAP HITCH ADAPTERS
PIN FITS INTO GROOVE IN PTO SHAFT



			PTOSNADP	
Converts 1-3/8x21 Female Spline to 1-3/8x6 Male Spline				
03-32-01375	6-1/2	5-1/8	575298	**147.20**
Converts 1-3/8x6 Female Spline to 1-3/8x21 Male Spline				
03-32-00092	6-1/2	4-7/8	575300	**147.20**
Pin and Spring Kits for 03-32-01375 Snap Hitch Adapters				
03-35-90120 (Old)	9/16 x 2-3/4 x 5/16		575518	**23.60**
03-36-00182 (New)	9/16 x 2-3/4 x 5/16		575519	**18.69**

Prices subject to change without notice. **ASK FOR QUANTITY DISCOUNT**

RIGID SPLINED COUPLINGS OR PUMP DRIVE ADAPTERS

Couplings and Adapters MUST Be Properly Shielded

FEMALE X FEMALE PLAIN TYPE

For Mounting Pumps with Torque Bars
1-3/8x6 Spline Hub City
Coupling Comes with PTO Pin & Pinhole



Wt. 5 Lbs.

Fits PTO Female	Fits Round Pump Shaft Size Inches Female	Part Number FFPADP	Length Inches	Our Sequence Number	Per Each
1-3/8x6 Spl	5/8	**03-32-00407**	4-1/8	574336	**$210.02**
1-3/8x6 Spl	3/4	**03-32-00408**	4-1/8	574400	**199.05**
1-3/8x6 Spl	7/8	**03-32-00409**	4-1/8	574464	**199.05**
1-3/8x6 Spl	15/16	- - - - -	- -		....
1-3/8x6 Spl	1	**JH38**	5	565888	**90.43**
1-3/8x6 Spl	1	**03-32-00410**	4-1/8	574528	**164.56**
1-3/8x6 Spl	1-1/8	**JH3818**	5	565952	**100.50**
1-3/8x6 Spl	1-1/8	**03-32-00411**	4-1/8	574592	**210.02**
1-3/8x21 Spl	3/4	**03-32-00608**	4-1/8	575228	**291.65**
1-3/8x21 Spl	1	**03-32-00610+**	4-1/8	575232	**307.69**
1-3/8x21 Spl	15/16	**03-32-00612**	4-1/8	575234	**136.33**

+With Set Screws

KWIK-D-TACH TYPE

With Ball That Fits Into Groove
in PTO Quick Detachable Type.

Length: 4-1/4 Inches

Part Number QDTPMPADP	Our Sequence Number	Per Each
- - - - -		$....
- - - - -		....
03-32-00011	572992	**284.76**
- - - - -		.....
- - - - -		....
03-32-00016	573312	**247.18**
- - - - -		....
- - - - -		....
- - - - -		....
- - - - -		....
- - - - -		....

SNAP HITCH

Wt. 6 Lbs.

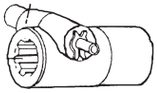

Length: 4-1/2 Inches

Part Number SNPADP	Our Sequence Number	Per Each
SH138625	565980	**$100.01**
SH138750	565985	**100.01**
SH138875	565990	**108.05**
SH138937	565995	**100.01**
SH138100	566000	**90.00**

To Make Rigid Couplings With Sprocket Hubs

Used to connect two sprocket hubs (W or X series) to make a solid coupling with round, square or splined ends

ROUND RIGID SHAFT COUPLINGS

USE-To extend a shaft by connecting two keyed shafts of the same size with a Rigid Coupling. With Standard Keyway (refer to page S20) and Set Screw on both ends.

Part Number RISHCP	Inside Diam.	Outside Diam.	Length Inches	Our Sequence Number	YANKEE Per Each	Our Sequence Number	PRECISE Per Each
500	1/2	1-1/4	2	538880	**$19.11**	- - - - -	
625	5/8	1-1/2	2-1/2	538944	**31.31**	254080	**13.24**
750	3/4	1-5/8	3	539008	**37.53**	- - - - -	....
875	7/8	1-3/4	3-1/2		....	254100	**14.45**
875	7/8	1-3/4	3	5390725	**33.60**		....
1000	1	1-3/4	4	539136	**51.04**	254110	**21.65**
1000-3	1	1-5/8	3	539155	**36.21**	254120	**16.82**
1125	1-1/8	2	4-1/2	539200	**60.25**	254130	**29.68**
1187	1-3/16	2	4-1/2	539230	**43.41**	254140	**24.48**
1250	1-1/4	2-1/8	4-1/2	539264	**64.14**	254150	**29.14**
***1250**	1-1/4	2-1/8	4-1/2	539265	**60.74**	254160	**28.91**
1375	1-3/8	2-5/16	4-1/2	539328	**78.63**	254170	**32.05**
1437	1-7/16	2-5/16	4-1/2	539348	**78.65**	254180	**32.05**
1500	1-1/2	2-1/2	4-1/2	539392	**88.20**	254190	**35.59**
1625	1-5/8	2-3/4	4-1/2	539456	**98.06**		....
1750	1-3/4	2-3/4	4-1/2	539520	**108.81**		....
2000-2	2	3-5/16	4-1/2	539524	**161.54**		....

*1250 with 5/16 Keyway

SLEEVES NO SHOULDER

Will Not Fit Weld-A-Joint Centers

Part Number SNSADP	Bore Size Inches	Standard Key-way Inches	Outside Diam. Inches	Length Inches	Our Sequence Number	Per Each
03-32-00380	3/4	3/16	1-1/2	2-3/4	574018	**$43.83**
03-32-00381	7/8	3/16	1-1/2	2-3/4	574019	**43.83**
03-32-00382	1	1/4	1-3/4	2-3/4	574020	**65.39**
03-32-00386	1-1/4	1/4	2	3	574024	**113.74**
03-32-00379	1-1/2	3/8	2-1/4	3	574017	**36.72**

HEX RIGID SHAFT COUPLINGS

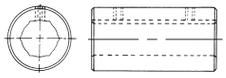

USE-To extend a shaft by connecting two hex shafts of the same size with a Rigid Coupling. With Set Screw on both ends.

Part Number RISHCP	Inside Diam.	Outside Diam.	Length Inches	Our Sequence Number	YANKEE Per Each	Our Sequence Number	PRECISE Per Each
625 Hex	5/8	1-1/2	2-1/2	538830	**$41.43**	254010	**$17.83**
750 Hex	3/4	1-5/8	3	538835	**47.54**	- - - - -	
875 Hex	7/8	1-3/4	3	538840	**50.52**	254030	**24.08**
1000 Hex	1	*1-13/16	3	538845	**50.52**	254040	**19.18**
1125 Hex	1-1/8	2	4-1/2	538850	**69.27**	254050	**26.85**
1250 Hex	1-1/4	2-1/8	4-1/2	538855	**74.45**	254060	**41.77**
1500 Hex	1-1/2	2-3/4	4-1/2	538856	**72.43**		....
1750 Hex	1-3/4	3	4-1/2	538857	**95.93**		....

* Precise i-3/4

BUSHINGS

Bushing No. WCB fits "W" Sprocket Hubs ONLY. No. XCB fits "X" Sprocket Hubs & Large Weld-A-Joint Bushings.



Bushing Number	Inside Diam. Inches	Outside Diam. Inches	Width Inches	Wall Thickness Inches	Weld-on Our Sequence Number	Per Each
					GGCPLBUSH	
WCB	1-5/8	2	1	3/16	565696	**$8.54**
XCB	2	2-1/2	1	1/4	565760	**17.86**

OVER-RUNNING COUPLERS



STANDARD DUTY FOR UNDER 75 HP
On These Couplers
There is NO Warranty

Spring roll pin for quick mounting to tractor. Designed to operate with 1000 RPM PTO's.

Part Number	Female Size	Male Size	Our Sequence Number	Per Each
				OVRCPL
	For all Tractors including Ford			
03-31-00660	1-3/8 6 spline	1-3/8 6 spline	- - - - - -	**$....**
03-31-00670	1-1/8 6 spline	1-3/8 6 spline	572884	**281.13**

Kits contain all parts except inner sleeve, outer housing & bolts. Inner component parts are not sold separately. Use each 5/16" x 1" NC Socket Cap Screw.

KWIK-D-TACH OVER-RUNNING COUPLERS FOR TRACTORS TO 125 HP

New PTO Quick Release Concept-Spring Loaded-rotates about 30 degrees by hand for quick release. Design to operate with 1000 RPM PTO's. Installation and lubrication instructions enclosed with each coupler.

Part Number	Female x Male Size	Extends PTO	Our Sequence Number	Per Each
				OVRKDTCPL
03-31-00010	1-3/8-6 spl F x 1-3/8 M	4-13/16	- - - - -	....
03-31-00012	1-3/8-21 spl F x 1-3/8 M	5-5/16	572678	**231.35**

MALE X FEMALE ROUND SHAFT

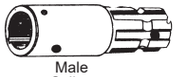

Female Round	Male Spline	Extends Length Inches	PTO Inches	Hub City Number	Our Sequence Number	Per Each PMPADP	G & G Number	Our Sequence Number	Per Each FRDADP
1" Rd.	1-3/8x6 Spl	5-1/2	3-1/4	**03-32-00376**	574016	**$169.75**	**SPA-1000**	541504	**$69.98**
1-1/8" Rd	1-3/8x6 Spl	5-1/2	3-3/16	**03-32-00430**	574784	**214.38**	**SPA-1125**	541568	**69.99**
1-1/4" Rd	1-3/8x6 Spl	5-1/2	3-3/16	**03-32-00431**	574786	**211.49**	**SPA-1250**	541632	**77.76**
1-3/8" Rd	1-3/8x6 Spl	5-1/2	3-3/16	**03-32-00432**	574788	**256.67**	- - - - -	....	....
1-1/2" Rd	1-3/8x6 Spl	6-9/32	4	**03-32-00433**	574790	**311.65**	**SPA-1500**	541760	**91.07**

ASK FOR QUANTITY DISCOUNT ***Prices subject to change without notice.***

SPLINED SLEEVES OR RIGID SPLINED COUPLINGS

03- Series

Splined Sleeve
HiTen are made of High Tensile Steel.
Others are made of Standard Steel.

Couplings are 1214 leaded mild steel and are NOT heat treated,
NOT CONCENTRIC HiTen couplings are 1144 stress proof steel
NOT heat treated, CONCENTRIC to .002

Any splined bore sleeve listed below can be made into a flexible coupling or a universal joint hub by selecting a splined sleeve & inserting it into a round bore hub the same bore size as the splined sleeve outside diameter. Bore three 3/8" pin holes radially into the hub & weld the sleeve to the hub through the holes using 1/8" welding rod. This will hold the sleeve to the hub or bushing. Prices for hubs on P19

High Tensile Steel NOT heat treated — RGSPCPL

Spline Size Inches	Sleeve Part Number	Coupling O.D. Inches	Length Inches	Our Sequence Number	Per Each
5/8x9 HiTen steel	**03-32-00032**	1-1/4	1-1/4	573572	**$119.58**
5/8x9 Mild steel	**03-32-00027**	1-3/8	2	573558	**100.78**
3/4x6 Mild steel	**03-32-00336**	1-3/8	2-1/2	573659	**91.89**
3/4x11 HiTen steel	**03-32-00071**	1-1/2	1-1/2	573578	**140.01**
3/4x11 Mild steel	**03-32-00066**	1-3/8	2	573652	**113.74**
7/8x6 Mild steel	**03-32-00337**	1-3/8	2-1/2	573668	**91.89**
7/8x13 HiTen steel	**03-32-00033**	1-1/2	1-1/2	573573	**129.97**
7/8x13 Mild steel	**03-32-00028**	1-3/8	3	573568	**106.09**
*31/32x10 Mild steel	**03-32-00340**	1-3/8	2-3/4	573686	**49.48**
1x10 Mild steel	**03-32-00338**	1-3/8	2-1/2	573677	**103.54**
1x6 HiTen steel	**03-32-00031**	2	1-3/4	573571	**148.54**
1x6 Mild steel	**03-32-00341**	1-3/8	2-3/4	573696	**94.16**
1x15 HiTen steel	**03-32-00072**	1-3/4	1-3/4	573580	**160.47**
1x15 Mild steel	**03-32-00043**	1-1/2	3	573639	**108.75**
1-1/8x6 Mild steel	**03-32-00344**	1-9/16	2-3/4	573714	**88.85**
1-1/4x6 Mild steel	**03-32-00342**	1-7/8	3-1/4	573705	**120.27**
1-1/4x10 Mild steel	**03-32-00348**	1-3/4	3-3/4	573749	**129.97**
1-1/4x14 HiTen steel	**03-32-00034**	2-1/4	2	573574	**181.68**
1-1/4x14 Mild steel	**03-32-00029**	1-3/4	3	573569	**112.73**
1-3/8x6 Mild steel	**03-32-00345**	1-3/4	3-3/4	573723	**90.16**
1-3/8x10 Mild steel	**03-32-00365**	1-3/4	3	573870	**142.91**
1-3/8x21 HiTen steel	**03-32-00035**	2-1/4	2-1/8	573575	**181.68**
1-3/8x21 Mild steel	**03-32-00350**	1-3/4	3	573760	**112.73**
1-1/2x6 Mild steel	**03-32-00347**	1-7/8	3-3/4	573740	**116.66**
1-1/2x10 Mild steel	**03-32-00367**	1-7/8	3	573875	**172.07**
1-1/2x17 Mild steel	**03-32-00093**	2-1/4	2-1/4	573877	**213.51**
1-1/2x23 HiTen steel	**03-32-00073**	2-1/4	2-1/8	573582	**213.51**
1-5/8x6 Mild steel	**03-32-00349**	2	3-3/4	573755	**219.78**
1-3/4x6 Mild steel	**03-32-00346**	2-1/4	3-3/4	573731	**222.79**
1-3/4x13 HiTen steel	**03-32-00074**	3	2-1/4	573584	**287.79**
1-3/4x13 Mild steel	**03-32-00030**	2-1/4	3-3/4	573570	**236.08**
1-3/4x20 Mild steel	**03-32-00320**	2-1/4	3-3/4	573657	**106.09**
1-3/4x27 Mild steel	**03-32-00351**	2-1/4	3	573794	**278.55**
3x23 HiTen steel	**03-32-00045***	4-1/2	3	573579	**....!**

*Factory Direct with 4" Pilot for Transit Mixer Sprocket

SPLINED SHAFTS

Splined the ENTIRE LENGTH

Spline Size, Inches	Shaft Length	Part Number	Our Sequence Number	Per Each
		FLSPSHFT		
5/8x9 Spline	6"	**03-32-00023**	573524	**$172.07**
7/8x13 Spline	6"	**03-32-00024**	573531	**187.01**
1x6 Spline	10"	**03-32-00390**	574030	**136.59**
1x15 Spline	8"	**03-32-00044**	573640	**206.89**
1-1/8x6 Spline	10"	**03-32-00391**	574036	**183.84**
1-1/4x6 Spline	10"	**03-32-00392**	574046	**188.14**
1-1/4x10 Spline	10"	**03-32-00393**	574056	**154.79**
1-1/4x14 Spline	10"	**03-32-00025**	573540	**217.49**
1-3/8x6 Spline	10"	**03-32-00394**	574080	**106.09**
1-3/8x21 Spline	10"	**03-32-00395**	574144	**267.89**
1-1/2x6 Spline	10"	**03-32-00396**	574162	**165.31**
1-3/4x6 Spline	10"	**03-32-00398**	574184	**253.91**
1-3/4x13 Spline	10"	**03-32-00026**	573549	**287.79**
1-3/4x27 Spline	10"	**03-32-00399**	574206	**347.98**

C1215 STEEL ANSI FIT

1-3/8x6 Spline	12"	**112F2206**	538750	**153.05**
1-3/8x21 Spline	12"	**112F2221**	5 3 8 7 5 2	
196.261-3/4x21 Spline		12"	**112F2820**538753	
176.59				

SPLINED SHAFTS

Spline Size, Inches	Shaft Length	Part Number	Our Sequence Number	Per Each
			1ECTSHFT	
Splined Shafts with 3" of Spline Cut on ONE end				
1-1/8x6 Spline	6"	**X40**	541824	**$49.69**
1-1/8x6 Spline	12"	**X70**	541952	**77.21**
1-3/8x6 Spline	5-1/2"	**03-32-00359**	573829	**90.16**
1-3/8x6 Spline	6"	**X42**	541888	**49.52**
1-3/8x21 Spline	5-1/2"	**03-32-00019**	573504	**147.89**
1-3/8x21 Spline	6"	**X42-21**	541895	**45.68**
1-3/8x6 Spline	12"	**X72**	542016	**88.05**
1-3/8x21 Spline	12"	**X72-21**	542025	**92.26**
1-3/4x20 Spline	12"	**112A2820**	538748	**113.68**
			2ECTSHFT	
Splined Shafts with 3" of Spline Cut on BOTH ends				
1-3/8x6 Spline	12"	**X82**	542144	**106.23**
1-3/8x6 x 1-3/8x6	9"	**03-32-00356**	573826	**165.87**
1-3/4x20 Spline	12"	**112B2820**	538754	**137.83**

Couplings and Shafts MUST Be Properly Shielded

HYDRAULIC REDUCER BUSHINGS



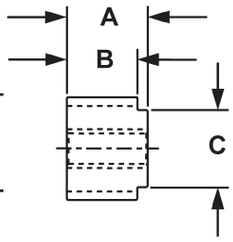

Male Spline	Female Spline	A	B	C	Part Number	Our Sequence Number	Per Each
1-3/4-13	5/8-9	1-3/8	1-7/32	1-5/16	**23-01531**	572655	**$90.14**
1-3/4-13	7/8-13	1-3/8	1-7/32	1-5/16	**23-01532**	572656	**110.55**
1-3/4-13	1-1/4-14	1-7/32	N/A	N/A	**23-01533**	572657	**....**
1-3/4-13	1-15	1-3/8	1-7/32	1-5/16	**23-01558**	572658	**134.61**
1-1/4-14	7/8-13	1-1/8	N/A	N/A	**02-23-02148**	572659	**70.81**
1-1/4-14	5/8-9	1-1/8	N/A	N/A	**02-23-02149**	572660	**122.64**
1-1/4-14	.625 Rd*	1-1/8	N/A	N/A	**02-23-02150**	572661	**119.08**

* 5/32 X 5/64 keyway

WELD-ON SPROCKET HUB

Recommend using low Hydrogen Electrodes for welding Weld-On Sprocket

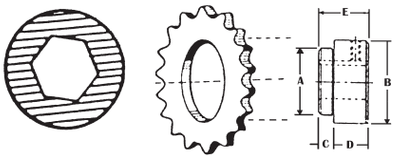

HEXAGON BORE WITH SET SCREW

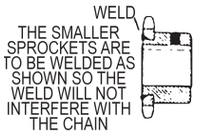

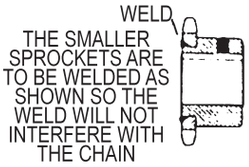

Bore Size Inches	W Series Hub	Our Sequence Number	Precise Per Each	Our Sequence Number WHXGGHB	Yankee Per Each	X Series Hub	Our Sequence Number	Precise Per Each	Our Sequence Number XHXGGHB	Yankee Per Each
5/8	**W 5/8 HEX**					**X 5/8 HEX**			189110	**$13.61**
3/4	**W 3/4 HEX**	255133	**$14.28**			**X 3/4 HEX**			....	**....**
7/8	**W 7/8 HEX**	189173	**13.12**	....	**$....**	**X 7/8 HEX**		**$....**	....	**....**
1	**W 1 HEX**			....	**....**	**X 1 HEX**		**....**	....	**....**
1-1/8	**W 1-1/8 HEX**			....	**....**	**X 1-1/8 HEX**			....	**....**
1-1/4	**W 1-1/4 HEX**			....	**....**	**X 1-1/4 HEX**	255157	**17.76**	570068	**....**

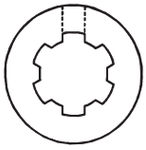

SPLINE BORE WELD-ON HUBS FOR WELD-ON SPROCKETS

STANDARD KEYWAYS & SET SCREWS

STEEL

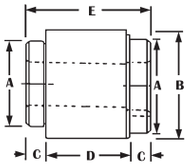

DOUBLE HUB

ALLOY

Bore Size Inches	STEEL Hub Number	Our Sequence Number WSPGGHB	Per Each	STEEL Hub Number	Our Sequence Number XSPGGHB	Per Each	ALLOY Hub Number	E Inches	Our Sequence Number HBSLEV	Per Each
7/8-13	**W 7/8-13**	566875	**$27.58**	**X 7/8-13**	568506	**$16.52**				
1-6	**W 1-6**	566906	**....**	**X 1-6**	568500	**11.55**				
1-15	**W 1-15**	566912	**12.59**							
1-1/8-6	**W 1-1/8-6**	566947	**....**	**X 1-1/8-6**		**....**	**XWS 1-1/8-6**	4		**....**
1-1/4-6				**X 1-1/4-6**	189112	**13.61**	**XWS 1-1/4-14**	2-5/8		**....**
1-1/4-14	**W 1-1/4-14**	566955	**8.80**	**X 1-1/4-14**	568552	**11.54**				
1-3/8-6	**W 1-3/8-6**	189205	**10.37**	**X 1-3/8-6**	**- - - - -**	**....**				
1-3/8-21	**W 1-3/8-21**	254602	**14.29**	**X 1-3/8-21**	568640	**....**				
1-3/4-6				**X 1-3/4-6**	568704	**....**				
1-3/4-20				**XX 1-3/4-20**	569857	**21.62**	**XXS 1-3/4-20**	4	575552	**....**

DOUBLE HUBS FOR WELD-A-SHEAVES and DOUBLE SPROCKETS

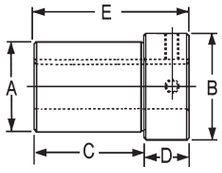

W Hub Dimensions
A - 1-5/8
B - 1-13/16
C - 1-3/4
D - 1
E - 2-3/4

Round bore W and X double round hubs with 2 set screws for double weld-a-sheaves and double sprockets with double keyway where noted.

X Hub Dimensions
A - 2
B - 2-1/2
C - 1-3/4
D - 1
E - 2-3/4

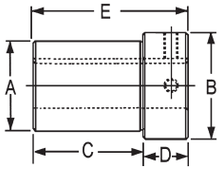

Bore Size Inches	Keyway	Part Number	Our Sequence Number	Baum Per Each	Part Number	Our Sequence Number	Baum Per Each
3/4	3/16	**D-W-3/4 RD**	255400	**$10.16**	**D-X-3/4 RD**	255425	**$13.77**
7/8	3/16 + 1/4	**D-W-7/8 RD-DK**	255405	**11.46**	**D-X-7/8 RD-DK**	255430	**15.08**
					- - - - -		**....**
1-1/8	1/4	**D-W-1-1/8 RD**	255415	**10.16**	**D-X-1-1/8 RD**	255440	**12.03**
1-1/2	3/8	**- - - - -**		**....**	**D-X-1-1/2 RD**	**- - - - -**	**....**

BUSHINGS To Be Used With DOUBLE HUB Above To Make DOUBLE SPROCKET or SHEAVE

Example: To make 50 Double Sprocket you would need 1 piece D-W-1 RD Hub, 1 piece 50WB Bushing and 2 pieces 50W14 Sprocket.

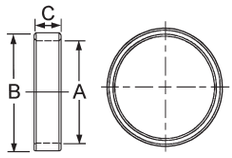

	40WB	40XB	50WB	50XB	60WB	60XB	80XB
A	1-5/8	2	1-5/8	2	1-5/8	2	2
B	1-7/8	2-1/4	1-7/8	2-1/4	1-7/8	2-1/4	2-1/4
C	.291	.291	.375	.375	.438	.438	.596

Part Number	Sequence Number	Per Each	Part Number	Sequence Number	Per Each
40WB	255500	**$4.85**	**40XB**	255505	**$2.90**
			50XB	255515	**6.56**
			60XB	255525	**4.21**

DOUBLE HUBS TO MAKE DOUBLE SPROCKETS

Will Work in Extended Pitch - 2 Teeth Per Roller

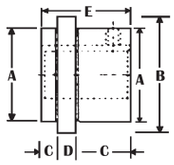



Bore Size Inches	Chain	Our Sequence Number	Yankee Per Each DXGGHB
1	**D-X 50X1**	565174	**$....**
1-1/4	**D-X 50X1-1/4**	565176	**....**
			DXGGHB
1	**D-X 60X1**	565178	**$....**
1-1/4	**D-X 60X1-1/4**	565180	**....**

ASK FOR QUANTITY DISCOUNT ***Prices subject to change without notice.***

 © Baum Hydraulics Corporation

WELD-ON SPROCKET HUB

Recommend using low Hydrogen Electrodes for welding Weld-On Sprocket

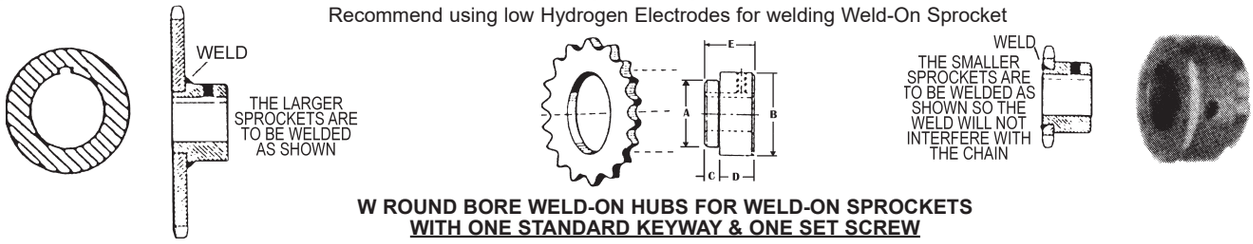

W ROUND BORE WELD-ON HUBS FOR WELD-ON SPROCKETS WITH ONE STANDARD KEYWAY & ONE SET SCREW

Bore Size Inches	W Series Hub	Our Sequence Number WPPHUB	Precise Per Each	Our Sequence Number WGGHUB	Yankee Per Each	V Series Hub	Our Sequence Number VPPHUB	Precise Per Each	Our Sequence Number VGGHUB	Yankee Per Each	K Series Hub	Our Sequence Number KPPHUB	Baum Per Each
1/2	**W 1/2**	254550	**$8.99**	- - - - -	....	**V 1/2**	254488	**$7.06**	565184	**$....**	**K 1/2**	004043	**$....**
9/16	**W 9/16**	254552	**8.98**	- - - - -	....	**V 9/16**	254490	**7.06**	- - - - -	. . . .			
5/8	**W 5/8**	254554	**8.98**	566144	....	**V 5/8**	254492	**7.06**	565312	....	**K 5/8**	004044	....
11/16	**W 11/16**	254556	**8.98**			**V 11/16**	254494	**7.06**		....			
3/4	**W 3/4**	254558	**8.98**	566272	....	**V 3/4**	254496	**7.06**	565440	....	**K 3/4**	004045	....
13/16	**W 13/16**	254560	**8.98**			**V 13/16**	254498	....		....			
7/8	**W 7/8**	254562	**8.98**	566400	....	**V 7/8**	254500	**7.06**	565568	....	**K 7/8**	004046	....
15/16	**W 15/16**	254564	**8.99**										
1	**W 1**	254566	**8.98**	566528	....								
1-1/16	**W 1-1/16**	254568	**8.98**										
1-1/8	**W 1-1/8**	254570	**8.98**	566656	....								
1-3/16	**W 1-3/16**	254572	**8.99**										
1-1/4	**W 1-1/4**	254574	**8.98**	566784	....								

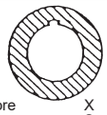

X ROUND BORE WELD-ON HUBS FOR WELD-ON SPROCKETS WITH ONE STANDARD KEYWAY & ONE SET SCREW

Bore Size Inches	X Series Hub	Our Sequence Number XPPHUB	Precise Per Each	Our Sequence Number XGGHUB	Yankee Per Each	XX Series Hub	Our Sequence Number XXGGHB	Yankee Per Each	Y Series Hub	Our Sequence Number YGGHUB	Precise Per Each	Our Sequence Number	Yankee Per Each
5/8	**X 5/8**	254674	**$11.79**		**$....**								
11/16	**X 11/16**	254676	**11.79**										
3/4	**X 3/4**	254678	**11.79**		....								
13/16	**X 13/16**	254680	**11.79**										
7/8	**X 7/8**	254682	**11.79**		....								
15/16	**X 15/16**	254684	**11.79**										
1	**X 1**	254686	**11.79**		....	**XX 1**		**$....**	**Y 1**				**$....**
1-1/16	**X 1-1/16**	254688	**11.79**	567936	....								
1-1/8	**X 1-1/8**	254690	**11.79**		....								
1-3/16	**X 1-3/16**	254692	**11.79**		....								
1-1/4	**X 1-1/4**	254694	**11.79**		....	**XX 1-1/4**		....					
1-5/16	**X 1-5/16**	254696	**11.79**										
1-3/8	**X 1-3/8**	254698	**11.79**		....	**XX 1-3/8**	189114	**17.83**	**Y 1-3/8**	1891945	**34.01**		
1-7/16	**X 1-7/16**	254700	**11.79**		....								
1-1/2	**X 1-1/2**	254702	**11.79**	568384	....	**XX 1-1/2**		....	**Y 1-1/2**				....
1-5/8						**XX 1-5/8**		....	**Y 1-5/8**				....
1-11/16									**Y 1-11/16**	1892072	**34.01**		
1-3/4									**Y 1-3/4**				....
1-7/8									**Y-1-7/8**	1892065	**34.01**		
1-15/16									**Y 1-15/16**				....
2									**Y 2**				....

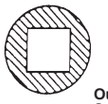

SQUARE BORE WITH SET SCREW

Bore Size Inches	W Series Hub	Our Sequence Number WSQGGHB	Yankee Per Each	Bore Size Inches	X Series Hub	Our Sequence Number XSQGGHB	Yankee Per Each	Bore Size Inches	X Series Hub	Our Sequence Number XSQGGHB	Yankee Per Each
5/8	**W 5/8 SQ**	....	**$....**	3/4	**X 3/4 SQ**		....	1-1/8	**X 1-1/8 SQ**		
3/4	**W 3/4 SQ**	....	**....**	1	**X 1 SQ**		....	1-1/4	**X 1-1/4 SQ**		....
1	**W 1 SQ**	....	**....**								

ROUND BORE WITH TWO SET SCREW & ONE STANDARD KEYWAY & ONE LARGE KEYWAY

Bore Size Inches	W Series Hub	Our Sequence Number	Baum Per Each WDKPPHB	X Series Hub	Our Sequence Number	Baum Per Each XDKPPHB	Keyway Size
1	**W 1 RD-DK**	- - - - -	**$....**	**X 1 RD-DK**	- - - - -	**$....**	1/4 & 5/16
1-1/8	**W 1-1/8 RD-DK**	- - - - -	**....**	**X 1-1/8 RD-DK**	- - - - -	**....**	1/4 & 5/16
1-1/4	**W 1-1/4 RD-DK**	- - - - -	**....**	**X 1-1/4 RD-DK**	- - - - -	**....**	1/4 & 5/16
1-1/2				**X 1-1/2 RD-DK**	- - - - -	**....**	3/8 & 1/2

HUB DIMENSIONS

Dimensions	K Hubs Inches	V Hubs Inches	W Hubs Inches	X Hubs Inches	XX Hubs Inches	W Alloy Inches	X Alloy Inches	XX Alloy Inches	Y Hubs Inches	D-X 40 Inches	D-X 50 Inches	D-X 60 Inches
Overall Length E	1-1/16	1-3/16	1-7/16	1-7/16	1-1/2	Varies	Varies	4	1-7/8	1-5/8	1-7/8	2-1/4
Body Diameter B	1-1/4	1-7/16	1-13/16	2-1/2	3	2-1/4	2-1/4	3	3-3/4	2-1/4	2-3/8	2-1/2
Body Length D	3/4	3/4	1	1	1-1/16	Varies	Varies	3-1/8	1-3/16	.291	.376	.449
Shoulder Diameter A	1	1-1/8	1-5/8	2	2	1-5/8	2	2 Only	2-3/4	2	2	2
Shoulder Length C	5/16	7/16	7/16	7/16	7/16	7/16	7/16	7/16	11/16	1/4x1-1/16	5/16x1-1/8	7/16x1-3/8
Hole in Sprocket	1	1-1/8	1-5/8	2	2	1-5/8	2	2 Only	2-3/4	2	2	2

Prices subject to change without notice. **ASK FOR QUANTITY DISCOUNT**

"QD" SPROCKETS FOR NUMBERS 40 AND 2040 CHAIN
For "QD" Tapered Hubs To Fit - See Page S36



"QD" SPROCKET BLANKS
When ordering, be sure hubs are the same type as sprocket blanks. For example: No.40JA16 will ONLY fit Type JA Hubs

Standard Keyways

Hub	Keyway	Hub	Keyway
1/2 - 9/16	1/8	1-7/16 - 1-3/4	3/8
5/8 - 7/8	3/16	1-13/16 - 2-1/4	1/2
15/16 - 1-1/4	1/4	2-5/16 - 2-3/4	5/8
1-5/16 - 1-3/8	5/16	2-13/16 - 3-1/4	3/4
		3-5/16 - 3-3/8	7/8

No. of Teeth	O.D. Inches	Q.D. Blanks Number	Max. Hub Bore Ins.	Our Sequence Number	Per Each 40QDSP	HARDENED QD Hardened Blanks Number	Our Sequence Number	Per Each
15	2.65	**40JA15**	1-1/4	851914	.....	**40JA15HT**	852760	**$22.19**
16	2.81	**40JA16**	1-1/4	851915	.....	**40JA16HT**	852762	**17.68**
17	2.98	**40JA17**	1-1/4	851916	.....	**40JA17HT**	852764	**24.18**
18	3.14	**40JA18**	1-1/4	851917	.....	**40JA18HT**	852766	**8.86**
19	3.30	**40JA19**	1-1/4	851918	.....	**40JA19HT**	852763	**18.64**
20	3.46	**40SH20**	1-5/8	851919	.....	**40SH20HT**	852768	**....**
21	3.62	**40SH21**	1-5/8	851920	.....	**40SH21HT**	852765	**69.13**
22	3.78	**40SH22**	1-5/8	851921	.....	**40SH22HT**	852767	**10.84**
23	3.94	**40SH23**	1-5/8	851922	.....	**40SH23HT**	852769	**81.52**
24	4.10	**40SH24**	1-5/8	851923	.....	**40SH24HT**	852770	**70.50**
25	4.26	**40SH25**	1-5/8	851924	.....	**40SH25HT**	852771	**12.06**
26	4.42	**40SH26**	1-5/8	851925	.....	**40SH26HT**	852773	**28.94**
27	4.58	**40SH27**	1-5/8	851926	**70.98**	**40SH27HT**	852774	**66.67**
28	4.74	**40SH28**	1-5/8	851927	.....	**40SH28HT**	852775	**32.29**
30	5.06	**40SH30**	1-5/8	851928	.....	**40SH30HT**	852772	**35.07**
32	5.38	**40SH32**	1-5/8	851929	**90.02**			
35	5.86	**40SH35**	1-5/8	851930	**52.61**			
36	6.02	**40SDS36**	2	851931	**93.34**			
40	6.65	**40SDS40**	2	851932	**....**			
42	6.97	**40SDS42**	2	851933	**48.94**			
45	7.45	**40SDS45**	2	851934	**60.58**			
48	7.93	**40SDS48**	2	851935	**63.45**			
54	8.89	**40SDS54**	2	851936	**78.94**			
60	9.84	**40SDS60***	2		**....**			
70	11.43	**40SK70***	2-5/8		**....**			
72	11.75	**40SK72***	2-5/8		**....**			
80	13.03	**40SK80***	2-5/8		**....**			
84	13.66	**40SK84***	2-5/8		**....**			
96	15.57	**40SK96***	2-5/8		**....**			
112	18.12	**40SK112***	2-5/8		**....**			

*Direct ship

"QD" INTERCHANGEABLE HUBS

Hub Type	L Length Thru Bore	D Hub Overall Diam Inches	B Taper Large End Diam Inches	Wt. Lbs.
JA	1	2	1-3/8	1
SH	1-1/4	2-11/16	1-7/8	1
SDS	1-5/16	3-3/16	2-3/16	1
SD	1-3/4	3-3/16	2-3/16	1
SK	1-7/8	3-7/8	2-13/16	2
SF	2	4-5/8	3-1/8	4
E	2-5/8	6	3-27/32	9

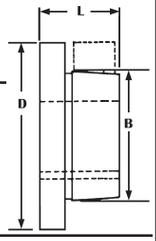

Bored for BOTH Standard mounting and reverse mounting. "QD" hubs are made of steel for extra strength where bore size is large and hub wall is thin. Other bore sizes are made of cast iron. Complete with heat treated cap screws and lock washers. With Standard Keyway.

CARRIER ROLLER DOUBLE PITCH ALL STEEL SPROCKETS CONVEYOR SERIES
LARGE ROLLER A PLATE SPROCKETS NO HUBS

ALL SPROCKETS LISTED BELOW ARE DIRECT FROM FACTORY

C2062

Part Number	No. of Teeth	Ouside Diameter	Stock Bore	Weight	Per Each
C2062A12	12	6.50	.718	2.98	**$....**
C2062A13	13	6.99	.718	3.60	**....**
C2062A14	14	7.47	.718	4.02	**....**
C2062A15	15	7.96	.718	4.76	**....**
C2062A16	16	8.44	.718	5.70	**....**
C2062A17	17	8.92	.937	6.16	**....**
C2062A18	18	9.41	.937	6.96	**....**
C2062A19	19	9.89	.937	8.00	**....**
C2062A20	20	10.37	.937	8.46	**....**
C2062A21	21	10.85	.937	8.93	**....**
C2062A22	22	11.33	.937	10.74	**....**
C2062A23	23	11.80	.937	11.64	**....**
C2062A24	24	12.29	.937	12.64	**....**
C2062A25	25	12.77	.937	13.78	**....**
C2062A26	26	13.25	.937	15.00	**....**
C2062A28	28	14.21	1.250	17.32	**....**
C2062A30	30	15.17	1.250	19.50	**....**

C2082

Part Number	No. of Teeth	Outside Diameter	Stock Bore	Weight	Per Each
C2082A11	11	8.01	.937	5.70	**$....**
C2082A12	12	8.66	.937	6.80	**....**
C2082A13	13	9.31	1.187	7.70	**....**
C2082A14	14	9.96	1.187	9.10	**....**
C2082A15	15	10.61	1.187	10.70	**....**
C2082A16	16	11.25	1.187	12.40	**....**
C2082A17	17	11.90	1.187	14.10	**....**
C2082A18	18	11.54	1.187	15.40	**....**
C2082A19	19	13.14	1.187	18.00	**....**
C2082A20	20	13.83	1.187	19.20	**....**
C2082A21	21	14.47	1.250	20.80	**....**
C2082A22	22	15.11	1.250	23.70	**....**
C2082A23	23	15.75	1.250	24.90	**....**
C2082A24	24	16.39	1.250	27.60	**....**
C2082A25	25	17.36	1.250	30.20	**....**
C2082A26	26	17.67	1.250	32.80	**....**
C2082A28	28	18.95	1.250	38.60	**....**
C2082A30	30	20.23	1.250	43.80	**....**

ASK FOR QUANTITY DISCOUNT *Prices subject to change without notice.*

 © Baum Hydraulics Corporation

WELD-ON SPROCKETS FOR NUMBERS 40 AND 2040 CHAIN

For Weld-On Hubs To Fit - See Page S18 & S19

SPROCKET BLANKS WITH LARGE BORE

For Weld-On Hubs
Black Finish

PICK A SPROCKET, PICK A HUB,
WELD THEM TOGETHER
CHECK BORE SIZE BEFORE WELDING

V Sprocket Fits V Hub
W Sprocket Fits W Hub
X Sprockets Fit X or XX Hubs*

HARDENED

No. of Teeth	O.D. Inches	Sprocket Blanks Number	Bore Ins.	Max. Hub Bore Ins.	Our Sequence Number 40GGSP	YANKEE Per Each	Our Sequence Number	PRECISE Per Each 40SPSP	Hardened Sprocket Blanks Number	Our Sequence Number	YANKEE Per Each 40GGHSP
12	2.17	**40V12**	1-1/8	7/8	552576	**$....**			**40V12HT**	539625	**$....**
13	2.33	**40V13**	1-1/8	7/8	552640	**....**			**40V13HT**	539630	**....**
14	2.49	**40V14**	1-1/8	7/8	552704	**....**			**40V14HT**	539635	**....**
15	2.65	**40V15**	1-1/8	7/8	552768	**....**			**40V15HT**	539640	**....**
16	2.81	**40W16**	1-5/8	1-1/4	552832	**....**	253002	**$6.89**	**40W16HT**	539645	**....**
17	2.98	**40W17**	1-5/8	1-1/4			253004	**7.67**	**40W17HT**	539650	**....**
18	3.14	**40W18**	1-5/8	1-1/4	552960	**....**	253006	**8.24**	**40W18HT**	539655	**....**
19	3.30	**40W19**	1-5/8	1-1/4	553024	**....**	253008	**8.48**	**40W19HT**	539660	**....**
20	3.46	**40X20**	2	1-1/2	553088	**....**	253010	**8.88**	**40X20HT**	539665	**....**
21	3.62	**40X21**	2	1-1/2	553152	**....**	253012	**9.79**	**40X21HT**	539670	**....**
22	3.78	**40X22**	2	1-1/2	553216	**....**	253014	**10.50**	**40X22HT**	539675	**....**
23	3.94	**40X23**	2	1-1/2	553280	**....**	253016	**11.28**	**40X23HT**	539680	**....**
24	4.10	**40X24**	2	1-1/2	553344	**....**	253018	**12.09**	**40X24HT**	539685	**....**
25	4.26	**40X25**	2	1-1/2	553408	**....**	253020	**12.66**	**40X25HT**	539690	**....**
26	4.42	**40X26**	2	1-1/2	553472	**....**	253022	**13.10**	**40X26HT**	539695	
27	4.58	**40X27**	2	1-1/2	553536	**....**	253024	**13.64**			
28	4.74	**40X28**	2	1-1/2	553600	**....**	253026	**14.08**			
29	4.90	**40X29**	2	1-1/2	553664	**....**	253028	**14.66**			
30	5.06	**40X30**	2	1-1/2	553728	**....**	253030	**15.30**			
32	5.38	**40X32**	2	1-1/2	553792	**....**	253032	**16.45**			
35	5.86	**40X35**	2	1-1/2	553856	**....**	253034	**18.91**			
36	6.02	**40X36**	2	1-1/2	553920	**....**	253036	**19.76**			
38	6.33	**40X38**	2	1-1/2	553950	**....**	253038	**24.25**			
40	6.65	**40X40**	2	1-1/2	553984	**....**	253040	**22.93**			
42	6.97	**40X42**	2	1-1/2	554048	**....**	253041	**25.80**			
45	7.45	**40X45**	2	1-1/2	554112	**....**	253042	**28.50**			
46	7.61	**40X46**	2	1-1/2	554140	**....**		**....**			
48	7.93	**40X48**	2	1-1/2	554176	**....**	253044	**31.84**			
54	8.89	**40X54**	2	1-1/2	554240	**....**	253046	**39.58**			
60	9.84	**40X60**	2	1-1/2	554304	**....**	253048	**46.13**			
70	11.43	**40X70**	2	1-1/2	554368	**....**		**....**			
72	11.75	**40X72**	2	1-1/2	554432	**....**	253050	**92.19**			
80	13.03	**40X80**	2	1-1/2	554496	**....**	189025	**68.58**			
96	15.57	**40X96**	2	1-1/2	554624	**....**	189026	**110.26**			



Factory recommends using Low Hydrogen Electrodes for welding sprocket parts.

For Standard 41 Chain

No. of Teeth	Outside Diam. Inches	Sprocket Blank Number	Our Sequence Number	PRECISE Per Each 41GGSP
12	2.17	**41V12**	1890265	**$5.03**
13	2.33	**41V13**	18902651	**4.44**
14	2.49	**41V14**	1890285	**5.64**
15	2.65	**41V15**	1890295	**....**
16	2.81	**41W16**	1890305	**5.36**
17	2.98	**41W17**	1890315	**7.16**
19	3.30	**41W19**	1890325	**5.84**
20	3.46	**41W20**	1890272	**8.48**
21	3.62	**41W21**	1890335	**8.89**
22	3.78	**41W22**	1890274	**7.88**
24	4.10	**41W24**	**- - - - -**	**....**
25	4.26	**41W25**	1890275	**8.09**
26	4.42	**41W26**	1890345	**4.37**
27	4.58	**41W27**	1890271	**10.72**
28	4.74	**41W28**	1890355	**13.44**
30	5.06	**41W30**	1890276	**14.87**
32	5.38	**41W32**	18902765	**16.68**
35	5.86	**41W35**	1890365	**15.26**
36	6.02	**41W36**	1890279	**18.91**
40	6.65	**41W40**	1890277	**22.15**
45	7.45	**41W45**	18902775	**22.22**
48	7.93	**41W48**	1890375	**25.98**
54	8.89	**41W54**	1890385	**37.86**
60	9.84	**41W60**	1890278	**38.36**
72	11.75	**41W72**	556544	**....**

THE SMALLER SPROCKETS ARE TO BE WELDED AS SHOWN SO THE WELD WILL NOT INTERFERE WITH THE CHAIN

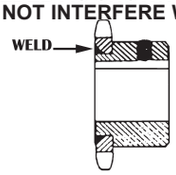

THE LARGER SPROCKETS ARE TO BE WELDED AS SHOWN

HUBS ARE BROACHED TO BORE SIZE, WITH STANDARD KEYWAY, DRILLED AND TAPPED AND FURNISHED WITH SOCKET HEAD SETSCREWS

For Standard 35 Chain

No. of Teeth	Outside Diam. Inches	Sprocket Blank Number	Our Sequence Number	YANKEE Per Each 35GGSP
15	1.99	**35V15**	188952	**$5.94**
16	2.11	**35V16**	188953	**6.01**
17	2.23	**35V17**	188954	**4.38**
18	2.35	**35V18**	188955	**5.12**
19	2.47	**35V19**	551296	....
20	2.59	**35V20**	**- - - - -**	**4.80**
21	2.71	**35V21**	551424	**....**
22	2.84	**35W22**	**- - - - -**	**....**
23	2.95	**35W23**	551552	....
24	3.07	**35W24**	551616	....
26	3.31	**35W26**	551744	....
28	3.55	**35W28**	188960	**8.15**
30	3.79	**35W30**	551872	**....**
32	4.03	**35W32**	**- - - - -**	**....**
35	4.30	**35W35**	551995	....
36	4.51	**35W36**	552000	....
40	4.99	**35W40**	552064	....
45	5.59	**35W45**	188962	**13.27**
48	5.94	**35W48**	552192	....
54	6.66	**35W54**	552256	....
60	7.38	**35W60**	188964	**20.63**
72	8.81	**35W72**	188975	**26.37**
84	10.25	**35W84**	188976	**23.67**

TAPER LOCK SPROCKETS FOR NUMBERS 40 AND 2040 CHAIN

For Taper Lock Hubs To Fit - See Page S37



TAPER LOCKS
When ordering, be sure hubs are the same type as sprocket blanks. For example: No.40BTL16 will ONLY fit Type 1008 Hubs



DOUBLE TAPER LOCK
When ordering, be sure hubs are the same type as sprocket blanks. For example: No.D40BTL18HT will ONLY fit Type 1210 Hubs

HARDENED

No. of Teeth	O.D. Inches	TAPER LOCK Blanks Number	Max. Hub Bore Ins.	Our Sequence Number	Per Each 40BTLSP	TAPER LOCK HARDENED Blanks Number	Our Sequence Number	Per Each 40BTLHSP	Hub Prefix Number	DOUBLE TAPER LOCK HARDENED Blanks No.	Our Sequence Number	Per Each 40BTLDHSP	For Double Hub Prefix Number
14	2.49	**40BTL14**	1	852160	**$29.82**	**40BTL14HT**	852874	**$29.82**	1008				
15	2.65	**40BTL15**	1	852161	**30.46**	**40BTL15HT**	852876	**30.46**	1008	**D40ATL15HT**	853270	**$72.44**	1008
16	2.81	**40BTL16**	1	852162	**30.97**	**40BTL16HT**	852878	**23.37**	1008	**D40ATL16HT**	853272	**72.44**	1008
17	2.98	**40BTL17**	1-1/4	852163	**33.91**	**40BTL17HT**	852880	**35.44**	1210	**D40ATL17HT**	853274	**74.29**	1008
18	3.14	**40BTL18**	1-1/4	852164	**35.32**	**40BTL18HT**	852882	**35.32**	1210	**D40BTL18HT**	853276	**75.86**	1210
19	3.30	**40BTL19**	1-1/4	852165	**37.49**	**40BTL19HT**	852883	**37.49**	1210	**D40BTL19HT**	853277	**78.28**	1210
20	3.46	**40BTL20**	1-5/8	852166	**71.45**	**40BTL20HT**	852884	**....**	1610	**D40BTL20HT**	853278	**81.55**	1610
21	3.62	**40BTL21**	1-5/8	852167	**43.77**	**40BTL21HT**	852881	**43.77**	1610				
22	3.78	**40BTL22**	1-5/8	852168	**47.35**	**40BTL22HT**	852885	**47.35**	1610				
23	3.94	**40BTL23**	1-5/8	852169	**49.52**	**40BTL23HT**	852887	**35.77**	1610				
24	4.10	**40BTL24**	1-5/8	852170	**51.70**	**40BTL24HT**	852886	**54.02**	1610				
25	4.26	**40BTL25**	1-5/8	852171	**93.39**	**40BTL25HT**	852889	**53.36**	1610	**D40BTL25HT**	853281	**100.48**	2012
26	4.42	**40BTL26**	1-5/8	852172	**55.28**	**40BTL26HT**	852890	**39.93**	1610				
28	4.74	**40BTL28**	1-5/8	852173	**57.46**	**40BTL28HT**	852891	**76.99**	1610				
30	5.06	**40BTL30**	1-5/8	852174	**80.76**	**40BTL30HT**	852888	**60.27**	1610	**D40BTL30**	853283	**105.03**	2012
32	5.38	**40BTL32**	1-5/8	852175	**108.38**				1610				
35	5.86	**40BTL35**	1-5/8	852176	**63.73**				1610				
36	6.02	**40BTL36**	1-5/8	852177	**86.58**				1610				
40	6.65	**40BTL40**	1-5/8	852178	**69.49**				1610				
42	6.97	**40BTL42**	1-5/8	852179	**85.50**				1610				
45	7.45	**40BTL45**	1-5/8	852180	**71.53**				1610				
48	7.93	**40BTL48**	1-5/8	852181	**74.48**				1610				
54	8.89	**40BTL54**	1-5/8	852182	**104.92**				1610				
60	9.84	**40BTL60**	1-5/8	852183	**61.81**				1610				
70	11.43	**40BTL70***	2		**....**				2012				
72	11.75	**40BTL72***	2		**....**				2012				
80	13.03	**40BTL80***	2		**....**				2012				
84	13.66	**40BTL84***	2		**....**				2012				
96	15.57	**40BTL96***	2		**....**				2012				
112	18.12	**40BTL112***	2-1/2		**....**				2517				

RECOMMENDED WRENCH TORQUE

Bushing Number	Screws	Wrench Torque (Pounds-Inches)
1008	1/4" Set Screws	55
1210	3/8" Set Screws	175
1610	3/8" Set Screws	175
2012	7/16" Set Screws	280
2517	1/2" Set Screws	430
3020, 3030	5/8" Set Screws	800

TYPE B & TYPE A SPROCKETS FOR NUMBERS 40 & 2040 CHAIN

TAPER LOCK HUBS STOCKED IN THESE SIZE

Hub	Bore Sizes
1008	1/2, 9/16, 5/8, 11/16, 3/4, 13/16, 7/8, 15/16, 1
1108	1/2, 9/16, 5/8, 11/16, 3/4, 13/16, 7/8, 15/16, 1
1210	1/2, 9/16, 5/8, 11/16, 3/4, 13/16, 7/8, 15/16, 1, 1-1/16, 1-1/8, 1-3/16, 1-1/4
1610	1/2, 9/16, 5/8, 11/16, 3/4, 13/16, 7/8, 15/16, 1, 1-1/16, 1-1/8, 1-3/16, 1-1/4, 1-5/16, 1-3/8, 1-7/16, 1-1/2, 1-9/16, 1-5/8
1615	1/2, 9/16, 5/8, 11/16, 3/4, 13/16, 7/8, 15/16, 1, 1-1/16, 1-1/8, 1-3/16, 1-1/4, 1-5/16, 1-3/8, 1-7/16, 1-1/2, 1-9/16, 1-5/8
2012	1/2, 9/16, 5/8, 11/16, 3/4, 13/16, 7/8, 15/16, 1, 1-1/16, 1-1/8, 1-3/16, 1-1/4, 1-5/16, 1-3/8, 1-7/16, 1-1/2, 1-9/16, 1-5/8, 1-11/16, 1-3/4, 1-13/16, 1-7/8, 1-15/16, 2
2517	1, 1-1/16, 1-1/8, 1-3/16, 1-1/4, 1-5/16, 1-3/8, 1-7/16, 1-1/2, 1-9/16, 1-5/8, 1-11/16, 1-3/4, 1-13/16, 1-7/8, 1-15/16, 2, 2-1/16, 2-1/8, 2-3/16, 2-1/4, 2-5/16, 2-3/8, 2-7/16, 2-1/2

SEE PAGE S37 FOR PRICES OF THESE HUBS

Type B & Type A Sprockets are Stocked with Rough Bore, NO Keyway NO Setscrew.

No. Our of Teeth	O.D. Inches	TYPE B Length thru Bore	Stock Bore Inches	Max. Bore Inches	TYPE B Part No.	Our Sequence Number	Per Each 40BRSP	DOUBLE TYPE B HARDENED Part No.	Max. Bore Inches	Sequence Number	DOUBLE HARDENED Per Each 40BRDHSP	Our Bore Inches	TYPE A Part No.	Sequence Number	Stock Per Each 40ARSP
8	1.50	7/8	1/2	1/2	**40B8**	897600	**$19.48**	- - - -	- -		**....**	- -	- - - -		**....**
9	1.67	7/8	1/2	9/16	**40B9**	897602	**12.96**	- - - -	- -		**....**	- -	- - - -		**....**
10	1.84	7/8	1/2	3/4	**40B10**	897604	**15.13**	- - - -	- -		**....**	- -	- - - -		**....**
11	2.00	7/8	1/2	7/8	**40B11**	897606	**13.97**	**D40B11HT**	3/4	897860	**$60.62**	- -	- - - -		**....**
12	2.17	7/8	1/2	1	**40B12**	897608	**22.00**	**D40B12HT**	15/16	897862	**60.97**	1/2	**40A12**	897415	**$16.71**
13	2.33	7/8	1/2	1-1/16	**40B13**	897610	**12.66**	**D40B13HT**	1	897864	**51.21**	1/2	**40A13**	897417	**14.13**
14	2.49	7/8	1/2	1-1/8	**40B14**	897612	**16.88**	**D40B14HT**	1-1/8	897866	**57.05**	1/2	**40A14**	897419	**14.71**
15	2.65	7/8	1/2	1-1/4	**40B15**	897614	**....**	**D40B15HT**	1-1/4	897868	**62.92**	5/8	**40A15**	897421	**26.43**
16	2.81	7/8	5/8	1-3/8	**40B16**	897616	**15.89**	**D40B16HT**	1-3/8	897870	**52.52**	5/8	**40A16**	897423	**17.94**
17	2.98	1	5/8	1-7/16	**40B17**	897618	**23.32**	**D40B17HT**	1-7/16	897872	**65.21**	5/8	**40A17**	897425	**23.32**
18	3.14	1	5/8	1-1/2	**40B18**	897620	**24.86**	**D40B18HT**	1-1/2	897874	**57.22**	5/8	**40A18**	897427	**12.20**
19	3.30	1	5/8	1-3/4	**40B19**	897622	**18.81**	**D40B19HT**	1-3/4	897876	**60.01**	5/8	**40A19**	897429	**18.91**
20	3.46	1	5/8	1-7/8	**40B20**	897624	**25.90**	**D40B20HT**	1-7/8	897878	**63.97**	5/8	**40A20**	897431	**28.65**
24	4.10	1	5/8	2-1/4	**40B24**	897626	**32.94**	**D40B24HT**	2-1/4	897886	**78.06**	5/8	**40A24**	897433	**54.24**
30	5.06	1	5/8	2-1/4	**40B30**	897628	**51.15**	**D40B30**	2-1/4	897892	**85.11**	19/32	**40A30**	897435	**24.12**
36	6.02	1	5/8	2-1/4	**40B36**	897630	**40.82**	**D40B36**	2-1/2	897896	**122.31**	19/32	**40A36**	897437	**33.61**

*Direct ship

ASK FOR QUANTITY DISCOUNT *Prices subject to change without notice.*

BORED TO SIZE SPROCKETS



Sprocket Number	Our Sequence Number	Per Each 40BSSP	Sprocket Number	Our Sequence Number	Per Each 40BSSP	Sprocket Number	Our Sequence Number	Per Each 40BSSP	Sprocket Number	Our Sequence Number	Per Each 40BSSP
40BS9 1/2	850884	$23.97	40BS9 5/8	8508845	$35.48						
40BS10 1/2	850885	18.07	40BS10 5/8	8508855	23.62	40BS10 3/4	850886	$15.20			
40BS11 1/2	850888	15.89	40BS11 5/8	850890	14.42	40BS11 3/4	850892	17.64	40BS11 7/8	850894	$15.89
40BS12 1/2	850896	14.48	40BS12 5/8	850898	25.63	40BS12 3/4	850900	25.63	40BS12 7/8	850902	15.11
40BS12 1	850904	25.63									
40BS13 1/2	850906	15.17	40BS13 5/8	850908	26.84	40BS13 3/4	850910	18.21	40BS13 7/8	850912	18.21
40BS13 1	850914	21.66									
40BS14 1/2	850916	15.96	40BS14 5/8	850918	15.95	40BS14 3/4	850920	16.65	40BS14 7/8	850922	15.96
40BS14 1	850924	19.17	40BS14 1-1/8	850926	....						
40BS15 1/2	850929	....	40BS15 5/8	850930	20.69	40BS15 3/4	850932	17.96	40BS15 7/8	850934	17.96
40BS15 1	850936	30.47	40BS15 1-1/8	850938	17.96	40BS15 1-3/16	850940	12.97	40BS15 1-1/4	850942	13.55
40BS16 5/8	850944	....	40BS16 3/4	850946	21.92	40BS16 7/8	850948	18.25	40BS16 1	850950	34.06
40BS16 1-1/8	850952	24.88	40BS16 1-3/16	850954	....	40BS16 1-1/4	850956	24.32			
40BS17 5/8	850958	34.10	40BS17 3/4	850960	23.15	40BS17 7/8	850962	19.27	40BS17 1	850964	20.10
40BS17 1-1/8	850966	19.27	40BS17 1-3/16	850968	19.27	40BS17 1-1/4	850970	19.27			
40BS18 5/8	850972	....	40BS18 3/4	850974	22.13	40BS18 7/8	850976	21.16	40BS18 1	850978	22.13
40BS18 1-1/8	850980	20.29	40BS18 1-3/16	850982	20.30	40BS18 1-1/4	850984	24.38	40BS18 1-3/8	850986	20.30
40BS18 1-7/16	850985	....	40BS18 1-1/2	850988	....						
40BS19 5/8	850990	17.00	40BS19 3/4	850992	22.58	40BS19 7/8	850994	17.00	40BS19 1	850996	17.77
40BS19 1-1/8	850998	22.58	40BS19 1-3/16	851000	22.58	40BS19 1-1/4	851002	22.58	40BS19 1-3/8	851004	22.58
40BS19 1-7/16	851006	22.58	40BS19 1-1/2	851008	22.58						
40BS20 5/8	851010	48.32	40BS20 3/4	851012	27.01	40BS20 7/8	851014	19.51	40BS20 1	851016	31.09
40BS20 1-1/8	851018	38.92	40BS20 1-3/16	851020	25.88	40BS20 1-1/4	851022	25.88	40BS20 1-3/8	851024	25.88
40BS20 1-7/16	851026	25.88	40BS20 1-1/2	851028	48.32						
40BS24 5/8	851058	50.06	40BS24 3/4	851060	....	40BS24 7/8	851062	26.51	40BS24 1	851064	106.78
40BS24 1-1/8	851066	36.72	40BS24 1-3/16	851068	36.72	40BS24 1-1/4	851070	36.72	40BS24 1-3/8	851072	38.31
40BS24 1-7/16	851074	36.72	40BS24 1-1/2	851076	36.72						

HARDENED BORED TO SIZE SPROCKETS

Sprocket Number	Our Sequence Number	Per Each 40BSHSP	Sprocket Number	Our Sequence Number	Per Each 40BSHSP	Sprocket Number	Our Sequence Number	Per Each 40BSHSP	Sprocket Number	Our Sequence Number	Per Each 40BSHSP
40BS9HT 1/2	853500	$18.02	40BS9HT 5/8	853502	$38.10						
40BS10HT 1/2	853504	19.04	40BS10HT 5/8	853506	19.87	40BS10HT 3/4	853508	$25.37			
40BS11HT 1/2	853509	28.65	40BS11HT 5/8	853510	20.07	40BS11HT 3/4	853512	38.43	40BS11HT 7/8	853514	$20.07
40BS12HT 1/2	853515	22.23	40BS12HT 5/8	853517	42.59	40BS12HT 3/4	853516	42.59	40BS12HT 7/8	853518	31.75
40BS12HT 1	853520	26.72									
40BS13HT 1/2	853523	23.15	40BS13HT 5/8	853521	23.15	40BS13HT 3/4	853522	27.81	40BS13HT 7/8	853524	44.34
40BS13HT 1	853526	23.15									
40BS14HT 1/2	853527	24.51	40BS14HT 5/8	853529	46.96	40BS14HT 3/4	853528	29.45	40BS14HT 7/8	853530	24.51
40BS14HT 1	853532	29.45	40BS14HT 1-1/8	....	....						
40BS15HT 1/2	850731	26.34	40BS15HT 5/8	850732	26.34	40BS15HT 3/4	850733	19.02	40BS15HT 7/8	850734	50.45
40BS15HT 1	853534	50.45	40BS15HT 1-1/8	850735	35.81	40BS15HT 1-3/16	850736	26.34	40BS15HT 1-1/4	850737	26.34
40BS16HT 5/8	853535	29.02	40BS16HT 3/4	853536	29.02	40BS16HT 7/8	853538	27.83	40BS16HT 1	853540	33.43
40BS16HT 1-1/8	853542	30.33	40BS16HT 1-3/16	853543	27.82	40BS16HT 1-1/4	853544	50.45			
40BS17HT 5/8	850738	21.25	40BS17HT 3/4	850739	29.42	40BS17HT 7/8	850740	29.42	40BS17HT 1	853546	29.42
40BS17HT 1-1/8	850741	29.42	40BS17HT 1-3/16	850742	29.42	40BS17HT 1-1/4	850743	29.42			
40BS18HT 5/8	850744	30.90	40BS18HT 3/4	850745	30.90	40BS18HT 7/8	850746	....	40BS18HT 1	853548	44.13
40BS18HT 1-1/8	853549	30.91	40BS18HT 1-3/16	853552	30.90	40BS18HT 1-1/4	853550	30.91	40BS18HT 1-3/8	853555	30.90
40BS18HT 1-7/16	853557	37.12	40BS18HT 1-1/2	850747	22.32						
40BS19HT 5/8	855286	33.75	40BS19HT 3/4	855285	33.75	40BS19HT 7/8	855287	33.75	40BS19HT 1	855289	33.76
40BS19HT 1-1/8	855291	33.75	40BS19HT 1-3/16	855293	33.75	40BS19HT 1-1/4	855295	33.75	40BS19HT 1-3/8	855296	33.75
40BS19HT 1-7/16	855297	33.75	40BS19HT 1-1/2	855298	33.75						
40BS20HT 5/8	850748	....	40BS20HT 3/4	850749	37.63	40BS20HT 7/8	850750	37.63	40BS20HT 1	853560	45.20
40BS20HT 1-1/8	850751	37.63	40BS20HT 1-3/16	850752	37.63	40BS20HT 1-1/4	850753	37.63	40BS20HT 1-3/8	850754	37.63
40BS20HT 1-7/16	850755	37.63	40BS20HT 1-1/2	850756	37.63						
40BS24HT 5/8	853561	51.31	40BS24HT 3/4	853562	51.31	40BS24HT 7/8	853563	51.31	40BS24HT 1	853564	51.31
40BS24HT 1-1/8	853565	51.31	40BS24HT 1-3/16	853567	51.31	40BS24HT 1-1/4	853566	51.31	40BS24HT 1-3/8	853568	51.31
40BS24HT 1-7/16	853569	51.31	40BS24HT 1-1/2	853572	51.31						

*** 40 BORED TO SIZE SPROCKETS with 1/2" Bore has NO KEYWAY, SETSCREW ONLY.**
The Length through Bore of 40BS Sprockets: From 40BS9 to 40BS16 is 7/8"; for 40BS17 & Larger is 1"

41BS9 1/2	852329	$20.59	41BS9 5/8	8523304	$22.85						
41BS10 1/2	8523306	9.60	41BS10 5/8	8523308	16.26						
41BS11 1/2	8523312	12.66	41BS11 5/8	8523314	19.03	41BS11 3/4	8523316	15.20			
41BS12 1/2	8523321	13.45	41BS12 5/8	8523322	20.22	41BS12 3/4	8523324	20.22	41BS12 7/8	8523325	19.22
41BS13 1/2	8523326	13.91	41BS13 5/8	8523328	16.71	41BS13 3/4	8523332	20.92	41BS13 7/8	8523334	10.05
41BS13 1	8523336	25.96									
41BS14 5/8	- - - - -	....	41BS14 3/4	8523344	10.62	41BS14 7/8	8523346	17.68	41BS14 1	8523348	17.68
41BS15 1/2	8523350	15.96	41BS15 5/8	8523352	15.96	41BS15 3/4	8523354	12.03	41BS15 1	8523358	15.96
41BS16 5/8	8523362	12.27	41BS16 3/4	8523364	22.13	41BS16 1	8523368	14.74			
41BS17 5/8	8523372	13.17	41BS17 3/4	8523374	53.05	41BS17 1	8523378	18.24			
41BS18 5/8	8523382	14.09	41BS18 3/4	8523384	19.50	41BS18 1	8523388	29.33			
41BS20 5/8	8523412	35.83	41BS20 3/4	8523414	23.83	41BS20 1	8523418	23.83			
41BS24 5/8	8523424	34.78	41BS24 3/4	8523426	....	41BS24 1	8523428	25.12			

PRECISE SPROCKETS HARDENED BORED TO SIZE



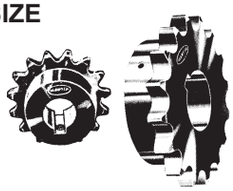

HARDENED BORED TO SIZE SPROCKETS FOR 40 CHAIN

Sprocket Number	Our Sequence Number	Per Each	Sprocket Number	Our Sequence Number	Per Each	Sprocket Number	Our Sequence Number	Per Each	Sprocket Number	Our Sequence Number	Per Each
		40BSHSP			40BSHSP			40BSHSP			40BSHSP
40BS10HT 1/8	253300	**$6.61**	**40BS10HT 5/8**	253302	**$7.97**	**40BS10HT 3/4**	253304	**$11.75**			
40BS11HT 1/8	253306	**5.87**	**40BS11HT 5/8**	253310	**12.53**	**40BS11HT 3/4**	253308	**8.17**	**40BS11HT 7/8**	253312	**$....**
40BS12HT 1/8	253312	**....**	**40BS12HT 5/8**	253313	**8.78**	**40BS12HT 3/4**	253314	**8.78**	**40BS12HT 7/8**	253315	**8.78**
40BS12HT 1	253316	**4.37**									
40BS13HT 1/8	253317	**....**	**40BS13HT 5/8**	253318	**9.05**	**40BS13HT 3/4**	253319	**7.49**	**40BS13HT 7/8**	253320	....
40BS13HT 1	253321	**9.05**									
40BS14HT 1/8	253322	**....**	**40BS14HT 5/8**	253323	**9.69**	**40BS14HT 3/4**	253324	**9.69**	**40BS14HT 7/8**	253325	**9.69**
40BS14HT 1	253326	**9.69**									
40BS15HT 1/8	253328	**....**	**40BS15HT 5/8**	253329	**....**	**40BS15HT 3/4**	253330	**9.45**	**40BS15HT 1**	253331	**11.41**
40BS15HT 1-1/8	253332	**11.41**	**40BS15HT 1-3/16**	253333	**4.10**	**40BS15HT 1-1/4**	253334	**9.45**			
40BS16HT 5/8	253335	**10.04**	**40BS16HT 3/4**	253336	**12.12**	**40BS16HT 7/8**	253337	**10.22**	**40BS16HT 1**	253338	**12.12**
40BS16HT 1-1/8	253339	**12.12**	**40BS16HT 1-3/16**	253340	**....**	**40BS16HT 1-1/4**	253341	**12.12**			
40BS17HT 5/8	253342	**....**	**40BS17HT 3/4**	253343	**9.27**	**40BS17HT 1**	253344	**13.17**	**40BS17HT 1-1/8**	253345	**9.27**
40BS17HT 1-3/16	253346	**4.64**	**40BS17HT 1-1/4**	253347	....						
40BS18HT 5/8	253348	**12.59**	**40BS18HT 3/4**	253349	**14.35**	**40BS18HT 7/8**	253350	**....**	**40BS18HT 1**	253351	**14.35**
40BS18HT 1-1/8	253352	**14.35**	**40BS18HT 1-3/16**	253353	**6.00**	**40BS18HT 1-1/4**	253354	**11.88**	**40BS18HT 1-3/8**	253355	**5.17**
40BS18HT 1-7/16	253356	**21.14**	**40BS18HT 1-1/2**	253357	**12.00**						
40BS19HT 5/8	253358	**6.25**	**40BS19HT 3/4**	253359	**10.93**	**40BS19HT 7/8**	253360	**12.50**	**40BS19HT 1**	253361	**22.12**
40BS19HT 1-1/8	253362	**12.50**	**40BS19HT 1-3/16**	253363	**6.25**	**40BS19HT 1-1/4**	253364	**5.47**	**40BS19HT 1-3/8**	253367	**6.25**
40BS19HT 1-7/16	253365	**6.25**	**40BS19HT 1-1/2**	253366	**12.50**						
40BS20HT 5/8	**- - - - -**	**....**	**40BS20HT 3/4**	253369	**16.11**	**40BS20HT 7/8**	253370	**16.11**	**40BS20HT 1**		**45.20**
40BS20HT 1-1/8	253371	**13.30**	**40BS20HT 1-3/16**	253372	**....**	**40BS20HT 1-1/4**	253373	**11.58**	**40BS20HT 1-3/8**		**....**
40BS20HT 1-7/16	253374	**....**	**40BS20HT 1-1/2**	253376	**....**						
40BS24HT 5/8	253377	**....**	**40BS24HT 3/4**	253378	**20.22**	**40BS24HT 7/8**	253379	**14.54**	**40BS24HT 1**	253380	**20.23**
40BS24HT 1-1/8	253381	**14.54**	**40BS24HT 1-3/16**	253382	**8.34**	**40BS24HT 1-1/4**	253383	**8.37**	**40BS24HT 1-3/8**	253384	**8.34**
40BS24HT 1-7/16	253385	**8.34**	**40BS24HT 1-1/2**	253386	**8.34**						

 © Baum Hydraulics Corporation

"QD" SPROCKETS FOR NUMBERS 50 AND 2050 CHAIN
For "QD" Tapered Hubs To Fit - See Page S36



"QD" SPROCKET BLANKS
When ordering, be sure hubs are the same type as sprocket blanks. For example: No.50JA12 will ONLY fit Type JA Hubs

Standard Keyways

Hub	Keyway	Hub	Keyway
1/2 - 9/16	1/8	1-7/16 - 1-3/4	3/8
5/8 - 7/8	3/16	1-13/16 - 2-1/4	1/2
15/16 - 1-1/4	1/4	2-5/16 - 2-3/4	5/8
1-5/16 - 1-3/8	5/16	2-13/16 - 3-1/4	3/4
		3-5/16 - 3-3/8	7/8

No. of Teeth	O.D. Inches	Q.D. Blanks Number	Max. Hub Bore Ins.	Our Sequence Number	Per Each 50QDSP	QD Hardened Blanks Number	Our Sequence Number	Per Each 50GGHSP
						HARDENED		
12	2.71	**50JA12**	1-1/4	851962	.....	**50JA12HT**	852776	**$17.95**
13	2.91	**50JA13**	1-1/4	851964	.....	**50JA13HT**	852778	**56.01**
14	3.11	**50JA14**	1-1/4	851966	.....	**50JA14HT**	852780	**....**
15	3.32	**50JA15**	1-1/4	851968	.....	**50JA15HT**	852782	**22.28**
16	3.52	**50JA16**	1-1/4	851970	.....	**50JA16HT**	852784	**28.10**
17	3.72	**50SH17**	1-5/8	851972	.....	**50SH17HT**	852786	**26.07**
18	3.92	**50SH18**	1-5/8	851974	.....	**50SH18HT**	852788	**27.31**
19	4.12	**50SH19**	1-5/8	851976	.....	**50SH19HT**	852789	**28.73**
20	4.32	**50SDS20**	2	851978	.....	**50SDS20HT**	852790	**36.37**
21	4.52	**50SDS21**	2	851980	.....	**50SDS21HT**	852791	**31.78**
22	4.72	**50SDS22**	2	851982	.....	**50SDS22HT**	852793	**40.02**
23	4.92	**50SDS23**	2	851984	.....	**50SDS23HT**	852795	**33.92**
24	5.12	**50SDS24**	2	851986	.....	**50SDS24HT**	852792	**35.61**
25	5.32	**50SDS25**	2	851988	.....	**50SDS25HT**	852796	**45.99**
26	5.52	**50SDS26**	2	851990	.....	**50SDS26HT**	852797	**49.10**
27	5.72	**50SDS27**	2	851992	.....	**50SDS27HT**	852798	**18.85**
28	5.92	**50SDS28**	2	851996	.....	**50SDS28HT**	852799	**55.85**
30	6.32	**50SDS30**	2	851998	.....	**50SDS30HT**	852794	**48.85**
32	6.72	**50SDS32**	2	852000	**55.16**			
35	7.32	**50SDS35**	2	852002	**74.63**			
36	7.52	**50SDS36**	2	852004	**65.55**			
40	8.32	**50SDS40**	2	852006	**....**			
42	8.72	**50SDS42**	2	852008	**66.64**			
45	9.31	**50SDS45**	2	852010	**71.75**			
48	9.91	**50SDS48**	2	852012	**105.57**			
54	11.11	**50SK54**	2-5/8	852014	**96.72**			
60	12.30	**50SK60**	2-5/8	852016	**167.77**			
70	14.29	**50SK70**	2-5/8	852018	**234.13**			
72	14.69	**50SK72**	2-5/8	852020	**173.84**			
80	16.28	**50SF80***	2-15/16		**....**			
84	17.08	**50SF84***	2-15/16		**....**			
96	19.47	**50SF96***	2-15/16		**....**			
112	22.65	**50SF112***	2-15/16		**....**			

*Direct ship.

"QD" INTERCHANGEABLE HUBS

Hub Type	L Length Thru Bore	D Hub Overall Diam Inches	B Taper Large End Diam Inches	Wt. Lbs.
JA	1	2	1-3/8	1
SH	1-1/4	2-11/16	1-7/8	1
SDS	1-5/16	3-3/16	2-3/16	1
SD	1-3/4	3-3/16	2-3/16	1
SK	1-7/8	3-7/8	2-13/16	2
SF	2	4-5/8	3-1/8	4
E	2-5/8	6	3-27/32	9

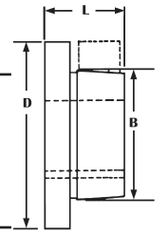

Bored for BOTH Standard mounting and reverse mounting. "QD" hubs are made of steel for extra strength where bore size is large and hub wall is thin. Other bore sizes are made of cast iron. Complete with heat treated cap screws and lock washers. With Standard Keyway.

"QD" HUBS STOCKED IN THESE SIZE

Hub	Bore Sizes
JA	1/2, 9/16, 5/8, 11/16, 3/4, 13/16, 7/8, 15/16, 1, 1-1/16, 1-1/8, 1-3/16, 1-1/4
SH	1/2, 9/16, 5/8, 11/16, 3/4, 13/16, 7/8, 15/16, 1, 1-1/16, 1-1/8, 1-3/16, 1-1/4, 1-5/16, 1-3/8, 1-7/16, 1-1/2, 1-9/16, 1-5/8
SDS	5/8, 11/16, 3/4, 13/16, 7/8, 15/16, 1, 1-1/16, 1-1/8, 1-3/16, 1-1/4, 1-5/16, 1-3/8, 1-7/16, 1-1/2, 1-9/16, 1-5/8, 1-11/16, 1-3/4, 1-13/16, 1-7/8, 1-15/16, 2
SD	1/2, 9/16, 5/8, 11/16, 3/4, 13/16, 7/8, 15/16, 1, 1-1/8, 1-3/16, 1-1/4, 1-5/16, 1-3/8, 1-7/16, 1-1/2, 1-9/16, 1-5/8, 1-11/16, 1-3/4, 1-13/16, 1-7/8, 1-15/16, 2
SK	1/2, 5/8, 11/16, 3/4, 13/16, 7/8, 15/16, 1, 1-1/16, 1-1/8, 1-3/16, 1-1/4, 1-5/16, 1-3/8, 1-7/16, 1-1/2, 1-9/16, 1-5/8, 1-11/16, 1-3/4, 1-13/16, 1-7/8, 1-15/16, 2, 2-1/16, 2-1/8, 2-3/16, 2-1/4, 2-5/16, 2-3/8, 2-7/16, 2-1/2, 2-5/8
SF	1/2, 9/16, 5/8, 11/16, 3/4, 13/16, 7/8, 15/16, 1, 1-1/16, 1-1/8, 1-3/16, 1-1/4, 1-5/16, 1-3/8, 1-7/16, 1-1/2, 1-9/16, 1-5/8, 1-11/16, 1-3/4, 1-13/16, 1-7/8, 1-15/16, 2, 2-1/8, 2-3/16, 2-1/4, 2-3/8, 2-7/16, 2-1/2, 2-5/8, 2-11/16, 2-3/4, 2-7/8, 2-15/16
E	7/8, 1, 1-1/16, 1-1/8, 1-3/16, 1-1/4, 1-5/16, 1-3/8, 1-7/16, 1-1/2, 1-9/16, 1-5/8, 1-11/16, 1-3/4, 1-13/16, 1-7/8, 1-15/16, 2, 2-1/16, 2-1/8, 2-3/16, 2-1/4, 2-5/16, 2-3/8, 2-7/16, 2-1/2, 2-5/8, 2-11/16, 2-3/4, 2-13/16, 2-7/8, 2-15/16, 3 to 3-1/2

SEE PAGE S36 FOR PRICES OF THESE HUBS

THE QUICK DETACHABLE HUB

When necessary, remove the sprocket with very little effort, and without special tools. This allows speed ratios to be readily changed by removing the sprocket blank & substituting another. Just transfer the 3 cap screws into the sprocket rim or the "QD" hub flange, against the other member. Tighten screws evenly until sprocket is loose, tapping shaft or "QD" hub at the same time. Loosen setscrew, remove sprocket. If the "QD" hub sticks, pry it loose by inserting a screwdriver in the split flange of the hub.

STANDARD MOUNTING

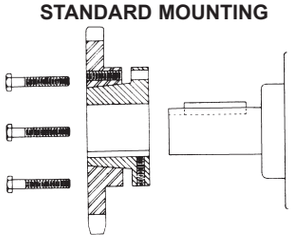

REVERSE MOUNTING

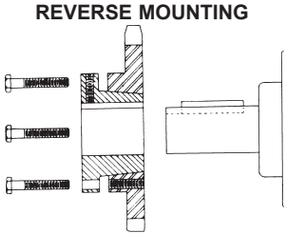

WELD-ON SPROCKETS FOR NUMBERS 50 AND 2050 CHAIN

For Weld-On Hubs To Fit - See Page S18 & S19

SPROCKET BLANKS WITH LARGE BORE

For Weld-On Hubs
Black Finish



PICK A SPROCKET, PICK A HUB,
WELD THEM TOGETHER
CHECK BORE SIZE BEFORE WELDING

V Sprocket Fits V Hub
W Sprocket Fits W Hub
X Sprockets Fit X or XX Hubs*

No. of Teeth	O.D. Inches	Sprocket Blanks Number	Bore Ins.	Max. Hub Bore Ins.	Our Sequence Number 50GGSP	YANKEE Per Each	Our Sequence Number	PRECISE Per Each 50SPSP	Hardened Sprocket Blanks Number	Our Sequence Number	YANKEE Per Each 50GGHSP
									HARDENED		
10	2.30	**50V10**	1-1/8	7/8	556608	**$....**		**$....**	**50V10HT**	539700	**$....**
11	2.50	**50V11**	1-1/8	7/8	556672	**....**		**....**	**50V11HT**	539705	**....**
12	2.71	**50W12**	1-5/8	1-1/4	556736	**....**	253052	**8.14**	**50W12HT**	539710	**....**
13	2.91	**50W13**	1-5/8	1-1/4	556800	**....**	253054	**8.48**	**50W13HT**	539715	**....**
14	3.11	**50W14**	1-5/8	1-1/4	556864	**....**	253056	**8.81**	**50W14HT**	539720	**....**
15	3.32	**50W15**	1-5/8	1-1/4	556928	**....**	253058	**9.56**	**50W15HT**	539725	**....**
16	3.52	**50W16**	1-5/8	1-1/4	556992	**....**	253060	**9.79**	**50W16HT**	539730	**....**
17	3.72	**50X17**	2	1-1/2	557056	**....**	253062	**11.14**	**50X17HT**	539735	**....**
18	3.92	**50X18**	2	1-1/2	557120	**....**	253064	**11.52**	**50X18HT**	539740	**....**
19	4.12	**50X19**	2	1-1/2	557184	**....**	253066	**12.29**	**50X19HT**	539745	**....**
20	4.32	**50X20**	2	1-1/2	557248	**....**	253068	**12.97**	**50X20HT**	539750	**....**
21	4.52	**50X21**	2	1-1/2	557312	**....**	253070	**14.28**	**50X21HT**	539755	**....**
22	4.72	**50X22**	2	1-1/2	557376	**....**	253072	**14.86**	**50X22HT**	539760	**....**
23	4.92	**50X23**	2	1-1/2	557440	**....**	253074	**15.67**	**50X23HT**	539765	**....**
24	5.12	**50X24**	2	1-1/2	557504	**....**	253076	**16.28**	**50X24HT**	539770	**....**
25	5.32	**50X25**	2	1-1/2	557568	**....**	253078	**17.63**	**50X25HT**	539775	**....**
26	5.52	**50X26**	2	1-1/2	557632	**....**	253080	**19.15**	**50X26HT**	539780	**....**
27	5.72	**50X27**	2	1-1/2	557696	**....**	253082	**20.30**			
28	5.92	**50X28**	2	1-1/2	557760	**....**	253084	**21.07**			
29	6.12	**50X29**	2	1-1/2	557824	**....**	253086	**21.69**			
30	6.32	**50X30**	2	1-1/2	557888	**....**	253088	**22.93**			
31	6.52	**50X31**	2	1-/12	- - - - -	**....**	253090	**19.58**			
32	6.72	**50X32**	2	1-1/2	558016	**....**	253092	**24.62**			
33	6.92	**50X33**	2	1-1/2	558080	**....**	253094	**21.98**			
34	7.12	**50X34**	2	1-1/2	558144	**....**	253096	**28.26**			
35	7.32	**50X35**	2	1-1/2	558208	**....**	253098	**30.56**			
36	7.52	**50X36**	2	1-1/2	558272	**....**	253100	**32.55**			
37	7.72	**50X37**	2	1-1/2	558336	**....**		**....**			
38	7.92	**50X38**	2	1-1/2	558400	**....**	253102	**35.46**			
39	8.12	**50X39**	2	1-1/2	558464	**....**		**....**			
40	8.32	**50X40**	2	1-1/2	558528	**....**	253104	**38.43**			
41	8.52	**50X41**	2	1-1/2	558530	**....**	- - - - -	**.....**			
42	8.72	**50X42**	2	1-1/2	558592	**....**	253106	**41.74**			
43	8.91	**50X43**	2	1-1/2			- - - - -	**....**			
44	9.11	**50X44**	2	1-1/2	558720	**....**	253108	**45.52**			
45	9.31	**50X45**	2	1-1/2	558784	**....**	253110	**47.51**			
48	9.91	**50X48**	2	1-1/2	558848	**....**	253112	**52.75**			
50	10.30	**50X50**	2	1-1/2	558912	**....**	253114	**56.50**			
52	10.71	**50X52**	2	1-1/2	558930	**....**		**....**			
54	11.11	**50X54**	2	1-1/2	558976	**....**	253116	**71.79**			
60	12.30	**50X60**	2	1-1/2	559040	**....**	253118	**79.25**			
65	13.30	**50X65**	2	1-1/2	559050	**....**		**....**			
70	14.29	**50X70**	2	1-1/2	559070	**....**		**....**			
72	14.69	**50X72**	2	1-1/2	559104	**....**	253120	**145.17**			
80	16.28	**50X80**	2	1-1/2	559168	**....**	189067	**177.63**			
84	17.08	**50X84**	2	1-1/2	559180	**....**		**....**			
96	19.47	**50X96**	2	1-1/2	559232	**....**		**....**			

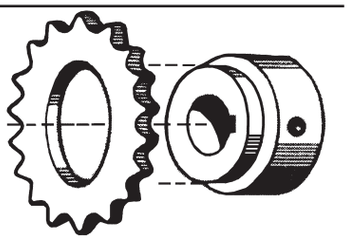

Factory recommends using Low Hydrogen Electrodes for welding sprocket parts.

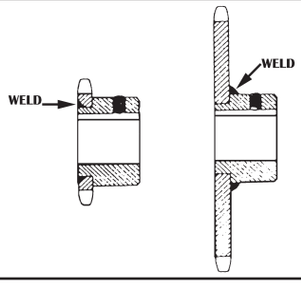

The SMALLER sprockets are to be welded as shown so the weld will not interfere with the chain.
The LARGER sprockets are to be welded as shown

HUB DIMENSIONS

Dimensions	K Hubs Inches	V Hubs Inches	W Hubs Inches	X Hubs Inches	XX Hubs Inches	W Alloy Inches	X Alloy Inches	XX Alloy Inches	Y Hubs Inches	D-X 40 Inches	D-X 50 Inches	D-X 60 Inches
Overall Length E	1-1/16	1-3/16	1-7/16	1-7/16	1-1/2	Varies	Varies	4	1-7/8	1-5/8	1-7/8	2-1/4
Body Diameter B	1-1/4	1-7/16	1-13/16	2-1/2	3	2-1/4	2-1/4	3	3-3/4	2-1/4	2-3/8	2-1/2
Body Length D	3/4	3/4	1	1	1-1/16	Varies	Varies	3-1/8	1-3/16	.291	.376	.449
Shoulder Diameter A	1	1-1/8	1-5/8	2	2	1-5/8	2	2 Only	2-3/4	2	2	2
Shoulder Length C	5/16	7/16	7/16	7/16	7/16	7/16	7/16	7/16	11/16	1/4x1-1/16	5/16x1-1/8	7/16x1-3/8
Hole in Sprocket	1	1-1/8	1-5/8	2	2	1-5/8	2	2 Only	2-3/4	2	2	2

ASK FOR QUANTITY DISCOUNT *Prices subject to change without notice.*

 © Baum Hydraulics Corporation

TAPER LOCK SPROCKETS FOR NUMBERS 50 AND 2050 CHAIN

For Taper Lock Hubs To Fit - See Page S37



TAPER LOCKS
When ordering, be sure hubs are the same type as sprocket blanks. For example: No.50BTL16 will ONLY fit Type 1610 Hubs



DOUBLE TAPER LOCK
When ordering, be sure hubs are the same type as sprocket blanks. For example: No.D50ATL18HT will ONLY fit Type 1610 Hubs

TAPER LOCK DOUBLE TAPER LOCK No. of Teeth	O.D. Inches	Blanks Number	Max. Hub Bore Ins.	For Double Our Sequence Number	Per Each 50BTLSP	HARDENED TAPER LOCK HARDENED Blanks Number	Our Sequence Number	Per Each 50BTLHSP	Hub Prefix Number	HARDENED Blanks No.	Our Sequence Number	Per Each 50BTLDHSP	Hub Prefix Number
12	2.71	**50BTL12**	1	852195	**$35.32**	**50BTL12HT**	852892	**$35.31**	1008				
13	2.91	**50BTL13**	1	852196	**35.83**	**50BTL13HT**	852894	**48.01**	1008				
14	3.11	**50BTL14**	1	852197	**37.49**	**50BTL14HT**	852896	**37.49**	1008	**D50ATL14HT**	853290	**$98.91**	1008
15	3.32	**50BTL15**	1-1/4	852198	**27.90**	**50BTL15HT**	852898	**51.78**	1210	**D50ATL15HT**	853292	**149.01**	1210
16	3.52	**50BTL16**	1-5/8	852199	**110.95**	**50BTL16HT**	852900	**51.95**	1610	**D50ATL16HT**	853294	**191.11**	1210
17	3.72	**50BTL17**	1-5/8	852200	**58.63**	**50BTL17HT**	852902	**31.61**	1610	**D50ATL17HT**	853296	**114.74**	1610
18	3.92	**50BTL18**	1-5/8	852201	**61.54**	**50BTL18HT**	852904	**48.01**	1610	**D50ATL18HT**	853298	**112.38**	1610
19	4.12	**50BTL19**	1-5/8	852202	**47.35**	**50BTL19HT**	852905	**47.35**	1610	**D50ATL19HT**	853299	**103.75**	1610
20	4.32	**50BTL20**	1-5/8	852203	**68.23**	**50BTL20HT**	852906	**55.66**	1610	**D50BTL20HT**	853300	**104.47**	2012
21	4.52	**50BTL21**	1-5/8	852204	**77.66**	**50BTL21HT**	852907	**41.87**	1610	**D50BTL21HT**	853301	**106.03**	2012
22	4.72	**50BTL22**	1-5/8	852205	**60.27**	**50BTL22HT**	852909	**80.76**	1610				
23	4.92	**50BTL23**	2	852206	**106.00**	**50BTL23HT**	852911	**73.95**	2012				
24	5.12	**50BTL24**	2	852207	**109.84**	**50BTL24HT**	852908	**109.84**	2012				
25	5.32	**50BTL25**	2	852208	**68.97**	**50BTL25HT**	852912	**68.97**	2012	**D50BTL25HT**	853302	**122.97**	2012
26	5.52	**50BTL26**	2	852209	**94.97**	**50BTL26HT**	852913	**70.89**	2012				
27	5.72	**50BTL27**	2	852210	**82.54**	**50BTL27HT**	852901	**71.15**	2012				
28	5.92	**50BTL28**	2	852211	**74.75**	**50BTL28HT**	852903	**118.99**	2012				
30	6.32	**50BTL30**	2	852212	**91.63**	**50BTL30HT**	852910	**94.19**	2012	**D50BTL30**	853304	**222.78**	2517
32	6.72	**50BTL32**	2	852213	**74.48**				2012				
35	7.32	**50BTL35**	2	852214	**80.90**				2012				
36	7.52	**50BTL36**	2	852215	**102.33**				2012				
40	8.32	**50BTL40**	2	852216	**84.08**				2012				
42	8.72	**50BTL42**	2	852217	**143.04**				2012				
45	9.31	**50BTL45**	2	852218	**88.17**				2012				
48	9.91	**50BTL48**	2	852219	**92.01**				2012				
54	11.11	**50BTL54**	2	852220	**270.91**				2012				
60	12.30	**50BTL60**	2	852221	**83.24**				2012				
70	14.29	**50BTL70***	2-1/2		**....**				2517				
72	14.69	**50BTL72***	2-1/2		**....**				2517				
80	16.28	**50BTL80***	2-1/2		**....**				2517				
84	17.08	**50BTL84***	2-1/2		**....**				2517				
96	19.47	**50BTL96***	2-1/2		**....**				2517				
112	22.65	**50BTL112***	2-1/2		**....**				2517				

RECOMMENDED WRENCH TORQUE

Bushing Number	Screws	Wrench Torque (Pounds-Inches)
1008	1/4" Set Screws	55
1210	3/8" Set Screws	175
1610	3/8" Set Screws	175
2012	7/16" Set Screws	280
2517	1/2" Set Screws	430
3020, 3030	5/8" Set Screws	800

TAPER LOCK HUBS STOCKED IN THESE SIZE

SEE PAGE S37 FOR PRICES OF THESE HUBS

Hub	Bore Sizes
1008	1/2, 9/16, 5/8, 11/16, 3/4, 13/16, 7/8, 15/16, 1
1108	1/2, 9/16, 5/8, 11/16, 3/4, 13/16, 7/8, 15/16, 1
1210	1/2, 9/16, 5/8, 11/16, 3/4, 13/16, 7/8, 15/16, 1, 1-1/16, 1-1/8, 1-3/16, 1-1/4
1610	1/2, 9/16, 5/8, 11/16, 3/4, 13/16, 7/8, 15/16, 1, 1-1/16, 1-1/8, 1-3/16, 1-1/4, 1-5/16, 1-3/8, 1-7/16, 1-1/2, 1-9/16, 1-5/8
1615	1/2, 9/16, 5/8, 11/16, 3/4, 13/16, 7/8, 15/16, 1, 1-1/16, 1-1/8, 1-3/16, 1-1/4, 1-5/16, 1-3/8, 1-7/16, 1-1/2, 1-9/16, 1-5/8
2012	1/2, 9/16, 5/8, 11/16, 3/4, 13/16, 7/8, 15/16, 1, 1-1/16, 1-1/8, 1-3/16, 1-1/4, 1-5/16, 1-3/8, 1-7/16, 1-1/2, 1-9/16, 1-5/8, 1-11/16, 1-3/4, 1-13/16, 1-7/8, 1-15/16, 2
2517	1, 1-1/16, 1-1/8, 1-3/16, 1-1/4, 1-5/16, 1-3/8, 1-7/16, 1-1/2, 1-9/16, 1-5/8, 1-11/16, 1-3/4, 1-13/16, 1-7/8, 1-15/16, 2, 2-1/16, 2-1/8, 2-3/16, 2-1/4, 2-5/16, 2-3/8, 2-7/16, 2-1/2

TYPE B & TYPE A SPROCKETS FOR NUMBERS 50 & 2050 CHAIN

Type B & Type A Sprockets are Stocked with Rough Bore, NO Keyway NO Setscrew.

TYPE B No. of Teeth	O.D. Inches	Length thru Bore	Stock Bore Inches	Max. Bore Inches	TYPE B Part No.	Our Sequence Number	Per Each 50BRSP	DOUBLE HARDENED TYPE B DOUBLE HARDENED Part No.	Max. Bore Inches	Our Sequence Number	Per Each 50BRDHSP	TYPE A Bore Inches	Stock TYPE A Part No.	Our Sequence Number	Per Each 50ARSP
8	1.88	1	5/8	5/8	**50B8**	897640	**$17.37**								
9	2.09	1	5/8	3/4	**50B9**	897642	**14.13**								
10	2.30	1	5/8	7/8	**50B10**	897644	**19.36**								
11	2.50	1	5/8	1	**50B11**	897646	**24.86**	**D50B11HT**	15/16	897920	**$75.00**				
12	2.71	1	5/8	1-1/4	**50B12**	897648	**24.40**	**D50B12HT**	1-1/8	897922	**107.97**	5/8	**50A12**	897450	**$19.87**
13	2.91	1	5/8	1-5/16	**50B13**	897650	**27.09**	**D50B13HT**	1-5/16	897924	**80.92**	5/8	**50A13**	897452	**16.53**
14	3.11	1	5/8	1-7/16	**50B14**	897652	**25.08**	**D50B14HT**	1-3/8	897926	**90.60**	5/8	**50A14**	897454	**23.60**
15	3.32	1	5/8	1-1/2	**50B15**	897654	**29.33**	**D50B15HT**	1-1/2	897928	**75.71**	5/8	**50A15**	897456	**25.55**
16	3.52	1	5/8	1-3/4	**50B16**	897656	**33.61**	**D50B16HT**	1-3/4	897930	**77.62**	5/8	**50A16**	897458	**32.14**
17	3.72	1	5/8	1-7/8	**50B17**	897658	**27.13**	**D50B17HT**	1-7/8	897932	**83.12**	5/8	**50A17**	897460	**26.74**
18	3.92	1	5/8	1-7/8	**50B18**	897660	**29.59**	**D50B18HT**	1-15/16	897934	**98.27**	5/8	**50A18**	897462	**14.17**
19	4.12	1	5/8	2	**50B19**	897662	**34.80**	**D50B19HT**	2-1/8	897936	**99.85**	5/8	**50A19**	897464	**13.92**
20	4.32	1	3/4	2	**50B20**	897664	**38.90**	**D50B20HT**	2-1/4	897938	**103.75**	3/4	**50A20**	897466	**25.08**
24	5.12	1-1/4	3/4	2	**50B24**	897666	**57.61**	**D50B24HT**	2-1/4	897946	**119.48**	23/32	**50A24**	897468	**37.14**
30	6.32	1-1/4	3/4	2-1/4	**50B30**	897668	**45.95**	**D50B30**	2-1/2	897952	**142.77**	23/32	**50A30**	897470	**37.37**
36	7.52	1-1/4	3/4	2-1/4	**50B36**	897670	**51.20**	**D50B36**	2-3/4	897958	**151.42**	23/32	**50A36**	897472	**39.21**

*Direct ship.

Prices subject to change without notice. **ASK FOR QUANTITY DISCOUNT**

BORED TO SIZE SPROCKETS FOR NUMBERS 50, 2050 & C-2050 CHAIN

Bored To Size Sprockets are Stocked with Finished Bore, Standard Keyway and Setscrew.





Sprocket Number	Our Sequence Number	Per Each 50BSSP	Sprocket Number	Our Sequence Number	Per Each 50BSSP	Sprocket Number	Our Sequence Number	Per Each 50BSSP	Sprocket Number	Our Sequence Number	Per Each 50BSSP
50BS9 5/8	851586	**$20.14**	**50BS9 3/4**	851588	**$22.33**						
50BS10 5/8	851590	**18.79**	**50BS10 3/4**	851600	**19.63**	**50BS10 7/8**	851602	**$27.09**	**50BS10 1**	851604	**$31.89**
50BS11 5/8	851606	**19.63**	**50BS11 3/4**	851608	**19.63**	**50BS11 7/8**	851610	**19.63**	**50BS11 1**	851612	**22.60**
50BS12 5/8	851614	**19.50**	**50BS12 3/4**	851616	**34.51**	**50BS12 7/8**	851618	**26.58**	**50BS12 1**	851620	**56.70**
50BS12 1-1/8	851622	**20.34**	**50BS12 1-3/16**	851624	**36.40**	**50BS12 1-1/4**	851626	**38.29**			
50BS13 5/8	851628	**20.30**	**50BS13 3/4**	851630	**21.16**	**50BS13 7/8**	851632	**20.30**	**50BS13 1**	851634	**24.38**
50BS13 1-1/8	851636	**21.16**	**50BS13 1-3/16**	851638	**24.38**	**50BS13 1-1/4**	851640	**24.38**			
50BS14 5/8	851642	**21.55**	**50BS14 3/4**	851644	**28.71**	**50BS14 7/8**	851646	**22.48**	**50BS14 1**	851648	**38.14**
50BS14 1-1/8	851650	**15.57**	**50BS14 1-3/16**	851655	**23.48**	**50BS14 1-1/4**	851654	**25.90**			
50BS15 5/8	851656	**28.18**	**50BS15 3/4**	851658	**27.13**	**50BS15 7/8**	- - - - -	**....**	**50BS15 1**	851662	**30.08**
50BS15 1-1/8	851664	**22.58**	**50BS15 1-3/16**	851666	**22.58**	**50BS15 1-1/4**	851668	**27.13**	**50BS15 1-3/8**	851670	**33.94**
50BS15 1-7/16	851672	**22.58**	**50BS15 1-1/2**	851674	**30.08**						
50BS16 5/8	851676	**23.83**	**50BS16 3/4**	851678	**44.48**	**50BS16 7/8**	851680	**23.83**	**50BS16 1**	851682	**46.80**
50BS16 1-1/8	851690	**28.63**	**50BS16 1-3/16**	851692	**23.83**	**50BS16 1-1/4**	851694	**46.80**	**50BS16 1-3/8**	851696	**46.80**
50BS16 1-7/16	851698	**24.86**	**50BS16 1-1/2**	851700	**69.32**	**50BS16 1-5/8**	851702	**42.18**			
50BS17 5/8	851704	**26.68**	**50BS17 3/4**	851706	**26.68**	**50BS17 7/8**	851708	**26.68**	**50BS17 1**	851710	**32.05**
50BS17 1-1/8	851712	**26.68**	**50BS17 1-3/16**	851714	**26.68**	**50BS17 1-1/4**	851716	**26.68**	**50BS17 1-3/8**	851718	**26.68**
50BS17 1-7/16	851720	**20.10**	**50BS17 1-1/2**	851722	**26.68**	**50BS17 1-5/8**	851724	**....**			
50BS18 3/4	851726	**29.65**	**50BS18 7/8**	851728	**29.65**	**50BS18 1**	851730	**58.22**	**50BS18 1-1/8**	851732	**23.34**
50BS18 1-3/16	851733	**39.52**	**50BS18 1-1/4**	851734	**39.52**	**50BS18 1-3/8**	851736	**30.93**	**50BS18 1-7/16**	851738	**29.65**
50BS18 1-1/2	851740	**30.93**	**50BS18 1-5/8**	851742	**52.46**						
50BS19 3/4	851744	**32.95**	**50BS19 7/8**	851746	**32.95**	**50BS19 1**	851748	**35.91**	**50BS19 1-1/8**	851750	**32.95**
50BS19 1-3/16	851752	**42.90**	**50BS19 1-1/4**	851754	**64.72**	**50BS19 1-3/8**	851756	**32.95**	**50BS19 1-7/16**	851758	**42.90**
50BS19 1-1/2	851760	**32.95**	**50BS19 1-5/8**	851762	**32.95**						
50BS20 3/4	851764	**25.86**	**50BS20 7/8**	851766	**25.86**	**50BS20 1**	851768	**43.03**	**50BS20 1-1/8**	851770	**35.80**
50BS20 1-3/16	851772	**93.88**	**50BS20 1-1/4**	851774	**43.03**	**50BS20 1-3/8**	851776	**35.80**	**50BS20 1-7/16**	851778	**31.07**
50BS20 1-1/2	851780	**73.70**	**50BS20 1-5/8**	851782	**66.83**						
50BS24 3/4	- - - - -	**....**	**50BS24 1**	851836	**57.22**	**50BS24 1-1/8**	851838	**54.84**	**50BS24 1-3/16**	851839	**43.17**
50BS24 1-1/4	851842	**71.41**	**50BS24 1-3/8**	851846	**54.84**	**50BS24 1-7/16**	851847	**54.84**	**50BS24 1-1/2**	851850	**54.84**
50BS30 3/4	851900	**63.40**	**50BS30 1**	851902	**69.09**	**50BS30 1-1/8**	851904	**95.32**	**50BS30 1-3/16**	851905	**63.39**
50BS30 1-1/4	851908	**76.17**	**50BS30 1-7/16**	851910	**95.32**	**50BS30 1-1/2**	851912	**124.52**			

HARDENED BORED TO SIZE SPROCKETS

Sprocket Number	Our Sequence Number	Per Each 50BSHSP	Sprocket Number	Our Sequence Number	Per Each 50BSHSP	Sprocket Number	Our Sequence Number	Per Each 50BSHSP	Sprocket Number	Our Sequence Number	Per Each 50BSHSP
50BS9HT 5/8	853580	**$36.34**	**50BS9HT 3/4**	853582	**$41.22**						
50BS10HT 5/8	853584	**26.11**	**50BS10HT 3/4**	853586	**26.11**	**50BS10HT 7/8**	853588	**$47.33**	**50BS10HT 1**	853590	**$44.52**
50BS11HT 5/8	853591	**20.62**	**50BS11HT 3/4**	853592	**27.37**	**50BS11HT 7/8**	853594	**27.37**	**50BS11HT 1**	853596	**37.20**
50BS12HT 5/8	853597	**26.42**	**50BS12HT 3/4**	853598	**29.30**	**50BS12HT 7/8**	853600	**....**	**50BS12HT 1**	853602	**35.21**
50BS12HT 1-1/8	853604	**31.93**	**50BS12HT 1-3/16**	853605	**30.58**	**50BS12HT 1-1/4**	853606	**35.21**			
50BS13HT 5/8	853607	**30.10**	**50BS13HT 3/4**	853608	**30.10**	**50BS13HT 7/8**	853610	**30.10**	**50BS13HT 1**	853612	**57.67**
50BS13HT 1-1/8	853614	**30.10**	**50BS13HT 1-3/16**	853615	**....**	**50BS13HT 1-1/4**	853616	**26.13**			
50BS14HT 5/8	853617	**31.93**	**50BS14HT 3/4**	853618	**38.35**	**50BS14HT 7/8**	853620	**31.93**	**50BS14HT 1**	853622	**38.35**
50BS14HT 1-1/8	853624	**....**	**50BS14HT 1-3/16**	853625	**....**	**50BS14HT 1-1/4**	853626	**38.35**			
50BS15HT 5/8	853627	**40.28**	**50BS15HT 3/4**	853628	**33.53**	**50BS15HT 7/8**	853630	**33.52**	**50BS15HT 1**	853632	**47.86**
50BS15HT 1-1/8	853634	**33.52**	**50BS15HT 1-3/16**	853635	**33.52**	**50BS15HT 1-1/4**	853636	**47.86**	**50BS15HT 1-3/8**	853638	**40.28**
50BS15HT 1-7/16	853639	**40.28**	**50BS15HT 1-1/2**	853640	**36.54**						
50BS16HT 5/8	853641	**35.46**	**50BS16HT 3/4**	853642	**35.46**	**50BS16HT 7/8**	853644	**50.63**	**50BS16HT 1**	853646	**64.29**
50BS16HT 1-1/8	853648	**48.21**	**50BS16HT 1-3/16**	853649	**71.65**	**50BS16HT 1-1/4**	853650	**50.63**	**50BS16HT 1-3/8**	853652	**42.59**
50BS16HT 1-7/16	853653	**35.46**	**50BS16HT 1-1/2**	853654	**42.59**	**50BS16HT 1-5/8**	853655	**60.46**			
50BS17HT 5/8	850759	**38.77**	**50BS17HT 3/4**	850760	**38.77**	**50BS17HT 7/8**	850761	**38.77**	**50BS17HT 1**	853656	**40.44**
50BS17HT 1-1/8	853658	**38.77**	**50BS17HT 1-3/16**	853657	**38.77**	**50BS17HT 1-1/4**	853660	**52.70**	**50BS17HT 1-3/8**	853659	**38.77**
50BS17HT 1-7/16	853661	**28.00**	**50BS17HT 1-1/2**	853662	**70.28**	**50BS17HT 1-5/8**	853663	**38.77**			
50BS18HT 3/4	850762	**36.81**	**50BS18HT 7/8**	850763	**31.96**	**50BS18HT 1**	853664	**57.67**	**50BS18HT 1-1/8**	853666	**50.96**
50BS18HT 1-3/16	853665	**42.42**	**50BS18HT 1-1/4**	853668	**50.96**	**50BS18HT 1-3/8**	853667	**60.55**	**50BS18HT 1-7/16**	853669	**42.42**
50BS18HT 1-1/2	850764	**85.70**	**50BS18HT 1-5/8**	850765	**50.96**						
50BS19HT 3/4	850766	**46.75**	**50BS19HT 7/8**	850767	**46.75**	**50BS19HT 1**	853670	**66.75**	**50BS19HT 1-1/8**	853671	**46.75**
50BS19HT 1-3/16	850768	**46.75**	**50BS19HT 1-1/4**	850769	**50.96**	**50BS19HT 1-3/8**	850770	**46.75**	**50BS19HT 1-7/16**	850771	**46.75**
50BS19HT 1-1/2	850772	**46.75**	**50BS19HT 1-5/8**	850773	**46.75**						
50BS20HT 3/4	850774	**60.27**	**50BS20HT 7/8**	850775	**37.80**	**50BS20HT 1**	853672	**96.10**	**50BS20HT 1-1/8**	850776	**50.17**
50BS20HT 1-3/16	850777	**50.17**	**50BS20HT 1-1/4**	850778	**....**	**50BS20HT 1-3/8**	850779	**50.17**	**50BS20HT 1-7/16**	850780	**50.17**
50BS20HT 1-1/2	850781	**50.17**	**50BS20HT 1-5/8**	850782	**50.17**						
50BS24HT 3/4	853673	**72.06**	**50BS24HT 1**	853674	**72.06**	**50BS24HT 1-1/8**	853675	**54.30**	**50BS24HT 1-3/16**	853680	**72.06**
50BS24HT 1-1/4	853676	**74.32**	**50BS24HT 1-3/8**	853677	**72.06**	**50BS24HT 1-7/16**	853682	**93.84**	**50BS24HT 1-1/2**	853678	**72.06**

The Length through Bore of 50BS Sprockets: From 50BS9 to 50BS23 is 1-inch The Length through Bore of 50BS Sprockets: For 50BS24 and Larger is 1-1/4-inch. Use “BS” BORED TO SIZE for POPULAR Bore Sizes Use “QD” SPROCKET & HUBS for ODD Bore Sizes

ASK FOR QUANTITY DISCOUNT ***Prices subject to change without notice.***

 © Baum Hydraulics Corporation

PRECISE SPROCKETS HARDENED BORED TO SIZE



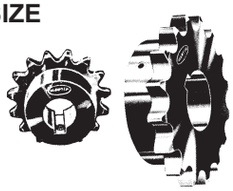

HARDENED BORED TO SIZE SPROCKETS FOR 50 CHAIN

Sprocket Number	Our Sequence Number	Per Each	Sprocket Number	Our Sequence Number	Per Each	Sprocket Number	Our Sequence Number	Per Each	Sprocket Number	Our Sequence Number	Per Each
		50BSHSP			50BSHSP			50BSHSP			50BSHSP
50BS10HT 5/8	253387	**$10.98**	**50BS10HT 3/4**	253388	**$17.05**	**50BS10HT 7/8**	253389	**$10.98**	**50BS10HT 1**	253390	**$10.99**
50BS11HT 5/8	253391	**9.75**	**50BS11HT 3/4**	253392	**10.19**	**50BS11HT 7/8**	253393	**....**	**50BS11HT 1**	253394	**11.79**
50BS12HT 5/8	253395	**10.43**	**50BS12HT 3/4**	253396	**18.71**	**50BS12HT 7/8**	253397	**9.06**	**50BS12HT 1**	253398	**12.60**
50BS12HT 1-1/8	253399	**12.60**	**50BS12HT 1-3/16**	253401	**12.60**	**50BS12HT 1-1/4**	253400	**12.60**			
50BS13HT 5/8	253402	**19.79**	**50BS13HT 3/4**	253403	**9.78**	**50BS13HT 1**	253404	**13.61**	**50BS13HT 1-1/8**	253405	**30.10**
50BS13HT 1-3/16	253407	**13.61**	**50BS13HT 1-1/4**	253406	**11.26**						
50BS14HT 5/8	253408	**11.67**	**50BS14HT 3/4**	253409	**11.85**	**50BS14HT 7/8**	253410	**14.32**	**50BS14HT 1**	253411	**14.32**
50BS14HT 1-1/8	253412	**10.31**	**50BS14HT 1-3/16**	253414	**14.32**	**50BS14HT 1-1/4**	253413	**14.32**			
50BS15HT 5/8	253415	**....**	**50BS15HT 3/4**	253416	**12.41**	**50BS15HT 7/8**	253417	**10.78**	**50BS15HT 1**	253418	**14.99**
50BS15HT 1-1/8	253419	**14.99**	**50BS15HT 1-3/16**	253423	**12.12**	**50BS15HT 1-1/4**	253422	**14.99**	**50BS15HT 1-3/8**	253420	**14.99**
50BS15HT 1-7/16	253421	**....**	**50BS15HT 1-1/2**	253424	**14.99**						
50BS16HT 5/8	253425	**16.95**	**50BS16HT 3/4**	253426	**14.04**	**50BS16HT 7/8**	253427	**12.20**	**50BS16HT 1**	253428	**16.95**
50BS16HT 1-1/8	253429	**14.04**	**50BS16HT 1-3/16**	253431	**16.95**	**50BS16HT 1-1/4**	253430	**16.95**	**50BS16HT 1-3/8**	253432	**16.95**
50BS16HT 1-7/16	253433	**16.95**	**50BS16HT 1-1/2**	253434	**16.95**	**50BS16HT 1-5/8**	253435	**....**			
50BS17HT 5/8	253436	**....**	**50BS17HT 3/4**	253437	**18.00**	**50BS17HT 7/8**	253438	**14.72**	**50BS17HT 1**	253439	**18.00**
50BS17HT 1-1/8	253440	**....**	**50BS17HT 1-3/16**	253442	**7.36**	**50BS17HT 1-1/4**	253441	**18.00**	**50BS17HT 1-3/8**	253443	**....**
50BS17HT 1-7/16	253444	**7.36**	**50BS17HT 1-1/2**	253445	**12.94**	**50BS17HT 1-5/8**	253446	**....**			
50BS18HT 5/8	253447	**19.15**	**50BS18HT 3/4**	253448	**15.85**	**50BS18HT 7/8**	253449	**15.85**	**50BS18HT 1**	253450	**19.15**
50BS18HT 1-1/8	253451	**19.15**	**50BS18HT 1-3/16**	253453	**15.85**	**50BS18HT 1-1/4**	253452	**19.15**	**50BS18HT 1-3/8**	253454	**....**
50BS18HT 1-7/16	253455	**13.77**	**50BS18HT 1-1/2**	253456	**15.85**	**50BS18HT 1-5/8**	253457	**....**			
50BS19HT 5/8	253458	**8.10**	**50BS19HT 3/4**	253459	**7.30**	**50BS19HT 7/8**	253460	**8.10**	**50BS19HT 1**	253461	**20.30**
50BS19HT 1-1/8	253462	**20.30**	**50BS19HT 1-3/16**	253464	**8.10**	**50BS19HT 1-1/4**	253463	**20.30**	**50BS19HT 1-3/8**	253465	**16.80**
50BS19HT 1-7/16	253466	**8.10**	**50BS19HT 1-1/2**	253467	**16.20**	**50BS19HT 1-5/8**	253468	**8.10**			
50BS20HT 3/4	253470	**8.50**	**50BS20HT 7/8**	253471	**8.50**	**50BS20HT 1**	253472	**21.65**	**50BS20HT 1-1/8**	253473	**....**
50BS20HT 1-3/16	253475	**17.00**	**50BS20HT 1-1/4**	253474	**21.65**	**50BS20HT 1-3/8**	253476	**17.00**	**50BS20HT 1-7/16**	253477	**8.50**
50BS20HT 1-1/2	253478	**17.92**	**50BS20HT 1-5/8**	253479	**....**						
50BS21HT 1	253480	**18.60**									
50BS22HT 1	253481	**23.37**	**50BS22HT 1-1/4**	253482	**23.37**						
50BS23HT 7/8	253483	**9.52**	**50BS23HT 1**	253484	**17.57**						
50BS24HT 3/4	253485	**Call**	**50BS24HT 1**	253486	**27.25**	**50BS24HT 1-1/8**	253487	**....**	**50BS24HT 1-3/16**	253489	**9.80**
50BS24HT 1-1/4	253488	**27.25**	**50BS24HT 1-3/8**	253490	**19.61**	**50BS24HT 1-7/16**	253491	**22.48**	**50BS24HT 1-1/2**	253492	**27.25**

"QD" SPROCKETS FOR NUMBERS 60 AND 2060 CHAIN
For "QD" Tapered Hubs To Fit - See Page S36



"QD" SPROCKET BLANKS
When ordering, be sure hubs are the same type as sprocket blanks. For example: No.60JA12 will ONLY fit Type JA Hubs

No. of Teeth	O.D. Inches	Q.D. Blanks Number	Max. Hub Bore Ins.	Our Sequence Number	Per Each 60QDSP	QD Hardened Blanks Number	Our Sequence Number	HARDENED Per Each 60QDHSP
11	3.00	**60JA11**	1-1/4	852692	.....	**60JA11HT**	852800	**$21.89**
12	3.25	**60JA12**	1-1/4	852694	.....	**60JA12HT**	852802	**67.47**
13	3.49	**60JA13**	1-1/4	852696	.....	**60JA13HT**	852804	**26.72**
14	3.74	**60SH14**	1-5/8	852698	.....	**60SH14HT**	852806	**35.32**
15	3.98	**60SH15**	1-5/8	852700	.....	**60SH15HT**	852808	**37.01**
16	4.22	**60SH16**	1-5/8	852702	.....	**60SH16HT**	852810	**38.56**
17	4.46	**60SDS17**	2	852704	.....	**60SDS17HT**	852812	**41.77**
18	4.70	**60SDS18**	2	852706	.....	**60SDS18HT**	852814	**44.00**
19	4.95	**60SDS19**	2	852708	.....	**60SDS19HT**	852815	**46.50**
20	5.19	**60SDS20**	2	852710	.....	**60SDS20HT**	852816	**49.17**
21	5.43	**60SDS21**	2	852712	.....	**60SDS21HT**	852817	**51.50**
22	5.67	**60SDS22**	2	852714	.....	**60SDS22HT**	852811	**53.96**
23	5.91	**60SDS23**	2	852716	.....	**60SDS23HT**	852813	**57.68**
24	6.15	**60SDS24**	2	852718	.....	**60SDS24HT**	852818	**60.51**
25	6.39	**60SDS25**	2	852720	.....	**60SDS25HT**	852819	**63.66**
26	6.63	**60SK26**	2-5/8	852722	.....	**60SK26HT**	852821	**79.39**
27	6.87	**60SK27**	2-5/8	852724	.....	**60SK27HT**	852822	**82.70**
28	7.11	**60SK28**	2-5/8	852726	.....	**60SK28HT**	852823	**86.89**
30	7.59	**60SK30**	2-5/8	852728	.....	**60SK30HT**	852820	**94.69**
32	8.07	**60SK32**	2-5/8	852730	**85.13**			
35	8.78	**60SK35**	2-5/8	852732	**114.82**			
36	9.02	**60SK36**	2-5/8	852734	**120.52**			
40	9.98	**60SK40**	2-5/8	852736	**148.82**			
42	10.46	**60SF42**	2-15/16	852738	**167.43**			
45	11.18	**60SF45**	2-15/16	852740	**184.79**			
48	11.89	**60SF48**	2-15/16	852742	**178.57**			
54	13.33	**60SF54**	2-15/16	852744	**218.42**			
60	14.76	**60SF60***	2-15/16		**....**			
70	17.15	**60SF70***	2-15/16		**....**			
72	17.63	**60SF72***	2-15/16		**....**			
80	19.54	**60SF80***	2-15/16		**....**			
84	20.50	**60SF84***	2-15/16		**....**			
96	23.36	**60SF96***	2-15/16		**....**			
112	27.18	**60E112***	3-1/2		**....**			

*Direct ship

"QD" INTERCHANGEABLE HUBS

Hub Type	L Length Thru Bore	D Hub Overall Diam Inches	B Taper Large End Diam Inches	Wt. Lbs.
JA	1	2	1-3/8	1
SH	1-1/4	2-11/16	1-7/8	1
SDS	1-5/16	3-3/16	2-3/16	1
SD	1-3/4	3-3/16	2-3/16	1
SK	1-7/8	3-7/8	2-13/16	2
SF	2	4-5/8	3-1/8	4
E	2-5/8	6	3-27/32	9

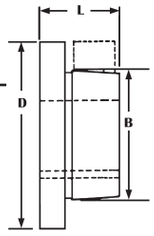

Bored for BOTH Standard mounting and reverse mounting. "QD" hubs are made of steel for extra strength where bore size is large and hub wall is thin. Other bore sizes are made of cast iron. Complete with heat treated cap screws and lock washers. With Standard Keyway.

"QD" HUBS STOCKED IN THESE SIZE - SEE S36 FOR PRICES

Hub	Bore Sizes
JA	1/2, 9/16, 5/8, 11/16, 3/4, 13/16, 7/8, 15/16, 1, 1-1/16, 1-1/8, 1-3/16, 1-1/4
SH	1/2, 9/16, 5/8, 11/16, 3/4, 13/16, 7/8, 15/16, 1, 1-1/16, 1-1/8, 1-3/16, 1-1/4, 1-5/16, 1-3/8, 1-7/16, 1-1/2, 1-9/16, 1-5/8
SDS	5/8, 11/16,3/4, 13/16,7/8, 15/16,1, 1-1/16,1-1/8, 1-3/16,1-1/4, 1-5/16,1-3/8, 1-7/16,1-1/2, 1-9/16,1-5/8, 1-11/16,1-3/4, 1-13/16,1-7/8, 1-15/16,2
SD	1/2, 9/16,5/8, 11/16,3/4, 13/16,7/8, 15/16,1, 1-1/8,1-3/16, 1-1/4,1-5/16, 1-3/8,1-7/16, 1-1/2,1-9/16, 1-5/8,1-11/16, 1-3/4,1-13/16, 1-7/8,1-15/16,2
SK	1/2, 5/8, 11/16, 3/4, 13/16, 7/8, 15/16, 1, 1-1/16, 1-1/8, 1-3/16, 1-1/4, 1-5/16, 1-3/8, 1-7/16, 1-1/2, 1-9/16, 1-5/8, 1-11/16, 1-3/4, 1-13/16, 1-7/8, 1-15/16, 2, 2-1/16, 2-1/8, 2-3/16, 2-1/4, 2-5/16, 2-3/8, 2-7/16, 2-1/2, 2-5/8
SF	1/2, 9/16, 5/8, 11/16, 3/4, 13/16, 7/8, 15/16, 1, 1-1/16, 1-1/8, 1-3/16, 1-1/4, 1-5/16, 1-3/8, 1-7/16, 1-1/2, 1-9/16, 1-5/8, 1-11/16, 1-3/4, 1-13/16, 1-7/8, 1-15/16, 2, 2-1/8, 2-3/16, 2-1/4, 2-3/8, 2-7/16, 2-1/2, 2-5/8, 2-11/16, 2-3/4, 2-7/8, 2-15/16
E	7/8, 1, 1-1/16, 1-1/8, 1-3/16, 1-1/4, 1-5/16, 1-3/8, 1-7/16, 1-1/2, 1-9/16, 1-5/8, 1-11/16, 1-3/4, 1-13/16, 1-7/8, 1-15/16, 2, 2-1/16, 2-1/8, 2-3/16, 2-1/4, 2-5/16, 2-3/8, 2-7/16, 2-1/2, 2-5/8, 2-11/16, 2-3/4, 2-13/16, 2-7/8, 2-15/16, 3 to 3-1/2

MARTIN "QD" WELD-ON HUBS

Martin QD weld-on hubs are suitable for use in many applications, such as welding to plate steel sprockets.
Weld-on hubs are made of steel, drill tapped and taper bored for QD bushings.
*Tolerance of D Dimension SH-A thru SF-A (+.000 -.002)

MOUNTING
Standard or Reverse Mount

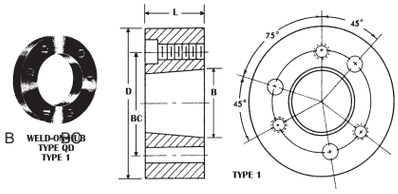

Part Number	Our Sequence Number	Per Each	D*	L		
SH-A	854400	**$103.63**	3.000	13/16	1.871	2-1/4
SDS-A	854402	**131.29**	3.500	3/4	2.188	2-11/16
SF-A	854404	**273.55**	5.000	1-1/4	3.125	3-7/8

G & G "QD" WELD-ON HUBS

These hubs are machined to fit standard "W" and "X" series sprockets.
The hubs will adapt all "W" and "X" hubs to a simple QD system.

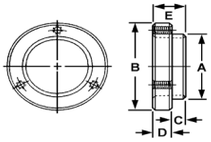

Part Number	Our Sequence Number	Per Each	A	B	C	D	E
JA-W	541020	**$29.66**	1-5/8	2-1/16	5/16	7/16	3/4
SH-X	541021	**39.17**	2	2-11/16	3/8	1/2	7/8

ASK FOR QUANTITY DISCOUNT ***Prices subject to change without notice.***

 © Baum Hydraulics Corporation

WELD-ON SPROCKETS FOR 60, 60H, 2060, 2060H, C-2060 & C-2060H CHAIN

For Weld-On Hubs To Fit - See Page S18 & S19

SPROCKET BLANKS WITH LARGE BORE

For Weld-On Hubs
Black Finish



PICK A SPROCKET, PICK A HUB,
WELD THEM TOGETHER
CHECK BORE SIZE BEFORE WELDING

V Sprocket Fits V Hub
W Sprocket Fits W Hub
X Sprocket Fits X or XX Hubs*

HARDENED

No. of Teeth	O.D. Inches	Sprocket Blanks Number	Bore Ins.	Max. Hub Bore Ins.	Our Sequence Number 60GGSP	YANKEE Per Each	Our Sequence Number	PRECISE Per Each	Hardened Sprocket Blanks Number	Our Sequence Number	YANKEE Per Each
9	2.51	**60V9**	1-1/8	7/8	559296	**$....**			**60V9HT**	539785	**$....**
10	2.76	**60V10**	1-1/8	7/8	559360	**....**			**60V10HT**	539790	**....**
11	3.00	**60W11**	1-5/8	1-1/4	559424	**....**	253122	**$10.40**	**60W11HT**	539795	**....**
12	3.25	**60W12**	1-5/8	1-1/4	559488	**....**	253124	**11.28**	**60W12HT**	539800	**....**
13	3.49	**60W13**	1-5/8	1-1/4	559552	**....**	253126	**11.52**	**60W13HT**	539805	**....**
14	3.74	**60W14**	1-5/8	1-1/4	559616	**....**	253128	**12.70**	**60W14HT**	539810	**....**
15	3.98	**60X15**	2	1-1/2	559680	**....**	253130	**14.25**	**60X15HT**	539815	**....**
16	4.22	**60X16**	2	1-1/2	559744	**....**	253132	**14.66**	**60X16HT**	539820	**....**
17	4.46	**60X17**	2	1-1/2	559808	**....**	253134	**15.91**	**60X17HT**	539825	**....**
18	4.70	**60X18**	2	1-1/2	559872	**....**	253136	**16.28**	**60X18HT**	539830	**....**
19	4.95	**60X19**	2	1-1/2	559936	**....**	253138	**17.56**	**60X19HT**	539835	**....**
20	5.19	**60X20**	2	1-1/2	560000	**....**	253140	**21.31**	**60X20HT**	539840	**....**
21	5.43	**60X21**	2	1-1/2	560064	**....**	253142	**23.37**	**60X21HT**	539845	**....**
22	5.67	**60X22**	2	1-1/2	560128	**....**	253144	**25.50**	**60X22HT**	539850	**....**
23	5.91	**60X23**	2	1-1/2	560192	**....**	253146	**27.08**	**60X23HT**	539855	**....**
24	6.15	**60X24**	2	1-1/2	560256	**....**	253148	**29.25**	**60X24HT**	539860	**....**
25	6.39	**60X25**	2	1-1/2	560320	**....**	253150	**30.49**	**60X25HT**	539865	**....**
26	6.63	**60X26**	2	1-1/2	560384	**....**	253152	**31.37**	**60X26HT**	539870	**....**
27	6.87	**60X27**	2	1-1/2	560448	**....**	253154	**33.77**			
28	7.11	**60X28**	2	1-1/2	560512	**....**	253156	**36.03**			
29	7.35	**60X29**	2	1-1/2	560576	**....**	253158	**37.86**			
30	7.59	**60X30**	2	1-1/2	560640	**....**	253160	**39.95**			
31	7.83	**60X31**	2	1-1/2	560704	**....**	253162	**38.03**			
32	8.07	**60X32**	2	1-1/2	560768	**....**	253164	**45.35**			
33	8.31	**60X33**	2	1-1/2	560832	**....**					
34	8.54	**60X34**	2	1-1/2	560896	**....**	253166	**51.70**			
35	8.78	**60X35**	2	1-1/2	560960	**....**	253168	**53.76**			
36	9.02	**60X36**	2	1-1/2	561024	**....**	253170	**54.88**			
38	9.50	**60X38**	2	1-1/2	561088	**....**	253172	**62.64**			
39	9.74	**60X39**	2	1-1/2	561152	**....**					
40	9.98	**60X40**	2	1-1/2	561216	**....**	253174	**68.42**			
41	10.22	**60X41**	2	1-1/2	561220	**....**					
42	10.46	**60X42**	2	1-1/2	561280	**....**	253176	**73.35**			
45	11.18	**60X45**	2	1-1/2	561344	**....**	253178	**76.79**			
48	11.89	**60X48**	2	1-1/2	561408	**....**	253180	**95.13**			
50	12.37	**60X50**	2	1-1/2	561472	**....**	189101	**103.00**			
54	13.33	**60X54**	2	1-1/2	561536	**....**	253182	**118.29**			
60	14.76	**60X60**	2	1-1/2	561600	**....**	253184	**134.81**			
72	17.63	**60X72**	2	1-1/2	561664	**....**	189104	**249.89**			
80	19.54	**60X80**	2	1-1/2	561728	**....**		**....**			



Factory recommends using Low Hydrogen Electrodes for welding sprocket parts.

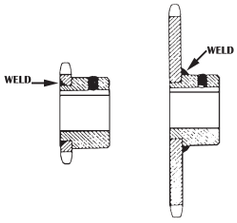

The SMALLER sprockets are to be welded as shown so the weld will not interfere with the chain.
The LARGER sprockets are to be welded as shown

*Direct ship

HUB DIMENSIONS

Dimensions	K Hubs Inches	V Hubs Inches	W Hubs Inches	X Hubs Inches	XX Hubs Inches	W Alloy Inches	X Alloy Inches	XX Alloy Inches	Y Hubs Inches	D-X 40 Inches	D-X 50 Inches	D-X 60 Inches
Overall Length E	1-1/16	1-3/16	1-7/16	1-7/16	1-1/2	Varies	Varies	4	1-7/8	1-5/8	1-7/8	2-1/4
Body Diameter B	1-1/4	1-7/16	1-13/16	2-1/2	3	2-1/4	2-1/4	3	3-3/4	2-1/4	2-3/8	2-1/2
Body Length D	3/4	3/4	1	1	1-1/16	Varies	Varies	3-1/8	1-3/16	.291	.376	.449
Shoulder Diameter A	1	1-1/8	1-5/8	2	2	1-5/8	2	2 Only	2-3/4	2	2	2
Shoulder Length C	5/16	7/16	7/16	7/16	7/16	7/16	7/16	7/16	11/16	1/4x1-1/16	5/16x1-1/8	7/16x1-3/8
Hole in Sprocket	1	1-1/8	1-5/8	2	2	1-5/8	2	2 Only	2-3/4	2	2	2

TAPER LOCK SPROCKETS FOR 60, 60H, 2060, 2060H, C-2060 & C-2060H CHAIN

For Taper Lock Hubs To Fit - See Page S37



TAPER LOCKS
When ordering, be sure hubs are the same type as sprocket blanks. For example: No.60BTL16 will ONLY fit Type 1610 Hubs



DOUBLE TAPER LOCK
When ordering, be sure hubs are the same type as sprocket blanks. For example: No.D60ATL18HT will ONLY fit Type 2012 Hubs

HARDENED

No. of Teeth	O.D. Inches	TAPER LOCK Blanks Number	Max. Hub Bore Ins.	Our Sequence Number	Per Each 60BTLSP	TAPER LOCK HARDENED Blanks Number	Our Sequence Number	Per Each 60BTLHSP	Hub Prefix Number	DOUBLE TAPER LOCK HARDENED Blanks No.	Our Sequence Number	Per Each 60BTLDHSP	For Double Hub Prefix Number
11	3.00	**60BTL11**	1	852234	**$37.24**	**60BTL11HT**	852914	**$37.24**	1008				
12	3.25	**60BTL12**	1	852235	**38.01**	**60BTL12HT**	852916	**66.51**	1008				
13	3.49	**60BTL13**	1-1/4	852236	**70.32**	**60BTL13HT**	852918	**63.37**	1210	**D60BTL13HT**	853310	**$....**	1215
14	3.74	**60BTL14**	1-1/4	852237	**56.58**	**60BTL14HT**	852920	**73.46**	1210	**D60BTL14HT**	853312	**126.53**	1215
15	3.98	**60BTL15**	1-5/8	852238	**66.34**	**60BTL15HT**	852922	**82.38**	1610	**D60BTL15HT**	853314	**123.27**	1615
16	4.22	**60BTL16**	1-5/8	852239	**53.22**	**60BTL16HT**	852924	**84.72**	1610	**D60BTL16HT**	853316	**135.62**	1615
17	4.46	**60BTL17**	1-5/8	852240	**55.76**	**60BTL17HT**	852926	**60.77**	1610	**D60BTL17HT**	853318	**163.26**	1615
18	4.70	**60BTL18**	1-5/8	852241	**69.93**	**60BTL18HT**	852928	**100.26**	1610	**D60ATL18HT**	853320	**134.49**	2012
19	4.95	**60BTL19**	1-5/8	852242	**104.73**	**60BTL19HT**	852929	**62.96**	1610	**D60ATL19HT**	853324	**186.76**	2012
20	5.19	**60BTL20**	2	852243	**88.47**	**60BTL20HT**	852930	**109.84**	2012	**D60BTL20HT**	853326	**137.59**	2517
21	5.43	**60BTL21**	2	852244	**69.79**	**60BTL21HT**	852931	**61.39**	2012				
22	5.67	**60BTL22**	2	852245	**117.94**	**60BTL22HT**	852925	**124.07**	2012				
23	5.91	**60BTL23**	2	852246	**73.33**	**60BTL23HT**	852927	**73.33**	2012				
24	6.15	**60BTL24**	2	852247	**122.08**	**60BTL24HT**	852932	**128.79**	2012				
25	6.39	**60BTL25**	2	852248	**81.00**	**60BTL25HT**	852933	**61.13**	2012	**D60BTL25HT**	853328	**166.91**	2517
26	6.63	**60BTL26**	2	852249	**97.56**	**60BTL26HT**	852935	**73.18**	2012				
27	6.87	**60BTL27**	2	852250	**85.74**	**60BTL27HT**	852936	**85.74**	2012				
28	7.11	**60BTL28**	2	852251	**91.32**	**60BTL28HT**	852937	**91.32**	2012				
30	7.59	**60BTL30**	2	852252	**158.11**	**60BTL30HT**	852934	**117.28**	2012	**D60BTL30**	853330	**237.25**	2517
32	8.07	**60BTL32**	2	852253	**101.96**				2012				
35	8.78	**60BTL35**	2	852254	**84.87**				2012				
36	9.02	**60BTL36**	2	852256	**....**				2012				
40	9.98	**60BTL40**	2	852257	**....**				2012				
42	10.46	**60BTL42**	2	852258	**....**				2012				
45	11.18	**60BTL45**	2	852260	**119.14**				2012				
48	11.89	**60BTL48**	2	852261	**220.36**				2012				
54	13.33	**60BTL54**	2-1/2	852262	**325.01**				2517				
60	14.76	**60BTL60**	2-1/2	852263	**118.00**				2517				
70	17.15	**60BTL70***	2-1/2		**....**				2517				
72	17.63	**60BTL72***	2-1/2		**....**				2517				
80	19.54	**60BTL80***	2-1/2		**....**				2517				
84	20.50	**60BTL84***	2-1/2		**....**				2517				

RECOMMENDED WRENCH TORQUE

Bushing Number	Screws	Wrench Torque (Pounds-Inches)
1008	1/4" Set Screws	55
1210	3/8" Set Screws	175
1610	3/8" Set Screws	175
2012	7/16" Set Screws	280
2517	1/2" Set Screws	430
3020, 3030	5/8" Set Screws	800

TAPER LOCK HUBS STOCKED IN THESE SIZE

SEE PAGE S37 FOR PRICES OF THESE HUBS

Hub	Bore Sizes
1008	1/2, 9/16, 5/8, 11/16, 3/4, 13/16, 7/8, 15/16, 1
1108	1/2, 9/16, 5/8, 11/16, 3/4, 13/16, 7/8, 15/16, 1
1210	1/2, 9/16, 5/8, 11/16, 3/4, 13/16, 7/8, 15/16, 1, 1-1/16, 1-1/8, 1-3/16, 1-1/4
1610	1/2, 9/16, 5/8, 11/16, 3/4, 13/16, 7/8, 15/16, 1, 1-1/16, 1-1/8, 1-3/16, 1-1/4, 1-5/16, 1-3/8, 1-7/16, 1-1/2, 1-9/16, 1-5/8
1615	1/2, 9/16, 5/8, 11/16, 3/4, 13/16, 7/8, 15/16, 1, 1-1/16, 1-1/8, 1-3/16, 1-1/4, 1-5/16, 1-3/8, 1-7/16, 1-1/2, 1-9/16, 1-5/8
2012	1/2, 9/16, 5/8, 11/16, 3/4, 13/16, 7/8, 15/16, 1, 1-1/16, 1-1/8, 1-3/16, 1-1/4, 1-5/16, 1-3/8, 1-7/16, 1-1/2, 1-9/16, 1-5/8, 1-11/16, 1-3/4, 1-13/16, 1-7/8, 1-15/16, 2
2517	1, 1-1/16, 1-1/8, 1-3/16, 1-1/4, 1-5/16, 1-3/8, 1-7/16, 1-1/2, 1-9/16, 1-5/8, 1-11/16, 1-3/4, 1-13/16, 1-7/8, 1-15/16, 2, 2-1/16, 2-1/8, 2-3/16, 2-1/4, 2-5/16, 2-3/8, 2-7/16, 2-1/2

TYPE B & TYPE A SPROCKETS FOR NUMBERS 60 & 2060 CHAIN

Type B & Type A Sprockets are Stocked with Rough Bore, NO Keyway NO Setscrew.

TYPE B

DOUBLE HARDENED

TYPE A

No. of Teeth	O.D. Inches	Length thru Bore	Stock Bore Inches	Max. Bore Inches	TYPE B Part No.	Our Sequence Number	Per Each 60BRSP	DOUBLE TYPE B HARDENED Part No.	Max. Bore Inches	Our Sequence Number	Per Each 60BRDHSP	Stock Bore Inches	TYPE A Part No.	Our Sequence Number	Per Each 60ARSP
8	2.26	1-1/4	5/8	5/8	**60B8**	897680	**$30.45**	**- - - -**	**- -**		**$....**	**- -**	**- - - -**		**$....**
9	2.51	1-1/4	3/4	7/8	**60B9**	897682	**15.74**	**- - - -**	**- -**		**....**	**- -**	**- - - -**		**....**
10	2.76	1-1/4	3/4	1-1/8	**60B10**	897684	**16.99**	**- - - -**	**- -**		**....**	3/4	**60A10**	897485	**12.85**
11	3.00	1-1/4	3/4	1-5/16	**60B11**	897686	**31.89**	**D60B11HT**	1-1/4	897990	**80.94**	3/4	**60A11**	897487	**13.92**
12	3.25	1-1/4	3/4	1-3/8	**60B12**	897688	**23.15**	**D60B12HT**	1-7/16	897992	**109.88**	3/4	**60A12**	897489	**35.58**
13	3.49	1-1/4	3/4	1-1/2	**60B13**	897690	**20.98**	**D60B13HT**	1-1/2	897994	**107.36**	3/4	**60A13**	897491	**28.98**
14	3.74	1-1/4	3/4	1-3/4	**60B14**	897692	**30.08**	**D60B14HT**	1-3/4	897996	**112.96**	3/4	**60A14**	897493	**30.17**
15	3.98	1-1/4	3/4	1-7/8	**60B15**	897694	**35.60**	**D60B15HT**	1-7/8	897998	**99.85**	3/4	**60A15**	897495	**29.57**
16	4.22	1-1/4	3/4	2	**60B16**	897696	**44.24**	**D60B16HT**	2	898000	**106.93**	3/4	**60A16**	897497	**30.78**
17	4.46	1-1/4	3/4	2-1/4	**60B17**	897698	**30.91**	**D60B17HT**	2-1/4	898002	**112.77**	3/4	**60A17**	897499	**16.84**
18	4.70	1-1/4	3/4	2-3/8	**60B18**	897700	**33.99**	**D60B18HT**	2-3/8	898004	**110.78**	3/4	**60A18**	897501	**....**
19	4.95	1-1/4	3/4	2-3/8	**60B19**	897702	**38.69**	**D60B19HT**	2-1/2	898006	**107.60**	3/4	**60A19**	897503	**23.83**
20	5.19	1-1/4	3/4	2-5/8	**60B20**	897704	**40.13**	**D60B20HT**	2-1/2	898008	**132.91**	3/4	**60A20**	897505	**32.83**
24	6.15	1-1/4	3/4	2-3/4	**60B24**	897706	**74.75**	**D60B24HT**	2-3/4	898016	**156.35**	23/32	**60A24**	897507	**49.03**
30	7.59	1-1/4	3/4	2-3/4	**60B30**	897708	**86.62**	**D60B30**	2-3/4	898022	**225.36**	23/32	**60A30**	897509	**43.91**
36	9.02	1-1/4	1	2-3/4	**60B36**	897710	**101.49**	**D60B36**	3	898028	**275.79**	15/16	**60A36**	897511	**59.84**

*Direct ship

60H Chain will not work for double

ASK FOR QUANTITY DISCOUNT *Prices subject to change without notice.*

BORED TO SIZE FOR 60, 60H, 2060, 2060H, C-2060 & C-2060H CHAIN

Bored to Size Sprockets are Stocked with Finished Bore, Standard Keyway and Setscrew.



Sprocket Number	Our Sequence Number	Per Each 60BSSP	Sprocket Number	Our Sequence Number	Per Each 60BSSP	Sprocket Number	Our Sequence Number	Per Each 60BSSP	Sprocket Number	Our Sequence Number	Per Each 60BSSP
60BS9 3/4	852354	**$18.79**	**60BS9 7/8**	852356	**$25.74**	**60BS9 1**	852358	**$33.63**			
60BS10 3/4	852360	**18.81**	**60BS10 7/8**	852362	**19.63**	**60BS10 1**	852364	**35.13**	**60BS10 1-1/8**	852366	**$18.81**
60BS10 1-3/16	852368	**18.81**	**60BS10 1-1/4**	852370	**54.71**						
60BS11 3/4	852372	**20.30**	**60BS11 7/8**	852374	**....**	**60BS11 1**	852376	**28.98**	**60BS11 1-1/8**	852378	**20.30**
60BS11 1-3/16	852380	**20.30**	**60BS11 1-1/4**	852382	**27.05**						
60BS12 3/4	852384	**22.58**	**60BS12 7/8**	852386	**16.31**	**60BS12 1**	852388	**39.95**	**60BS12 1-1/8**	852390	**22.58**
60BS12 1-3/16	852392	**29.41**	**60BS12 1-1/4**	852394	**27.13**	**60BS12 1-7/16**	852396	**22.58**			
60BS13 3/4	852398	**25.31**	**60BS13 7/8**	852400	**19.08**	**60BS13 1**	852402	**30.41**	**60BS13 1-1/8**	852404	**25.31**
60BS13 1-3/16	852406	**25.31**	**60BS13 1-1/4**	852408	**73.62**	**60BS13 1-3/8**	852410	**49.71**	**60BS13 1-7/16**	852412	**25.31**
60BS13 1-1/2	852414	**38.06**									
60BS14 3/4	852416	**29.65**	**60BS14 7/8**	852418	**39.52**	**60BS14 1**	852420	**55.35**	**60BS14 1-1/8**	852422	**23.34**
60BS14 1-3/16	852424	**29.65**	**60BS14 1-1/4**	852426	**35.62**	**60BS14 1-3/8**	852428	**35.62**	**60BS14 1-7/16**	852430	**35.62**
60BS14 1-1/2	852438	**55.35**	**60BS14 1-5/8**	852439	**58.22**						
60BS15 3/4	852440	**24.70**	**60BS15 7/8**	852442	**34.21**	**60BS15 1**	852444	**46.63**	**60BS15 1-1/8**	852446	**34.21**
60BS15 1-3/16	852448	**51.43**	**60BS15 1-1/4**	852450	**63.86**	**60BS15 1-3/8**	852452	**41.10**	**60BS15 1-7/16**	852454	**34.21**
60BS15 1-1/2	852456	**41.10**	**60BS15 1-5/8**	852455	**41.10**	**60BS15 1-3/4**	852458	**41.10**			
60BS16 3/4	852462	**38.08**	**60BS16 7/8**	852464	**38.08**	**60BS16 1**	852466	**45.75**	**60BS16 1-1/8**	852468	**33.04**
60BS16 1-3/16	852463	**38.08**	**60BS16 1-1/4**	852472	**63.70**	**60BS16 1-3/8**	852465	**63.70**	**60BS16 1-7/16**	852476	**74.79**
60BS16 1-1/2	852478	**71.10**	**60BS16 1-5/8**	852470	**41.51**	**60BS16 1-3/4**	852474	**45.75**	**60BS16 1-15/16**	852480	**45.75**
60BS17 1	852486	**45.86**	**60BS17 1-1/8**	852488	**42.07**	**60BS17 1-3/16**	852487	**42.07**	**60BS17 1-1/4**	852492	**82.65**
60BS17 1-3/8	852494	**42.07**	**60BS17 1-7/16**	852496	**42.07**	**60BS17 1-1/2**	852498	**43.89**	**60BS17 1-5/8**	852493	**31.70**
60BS17 1-3/4	852495	**63.27**	**60BS17 1-15/16**	852497	**50.55**						
60BS18 1	852508	**34.97**	**60BS18 1-1/8**	852510	**55.76**	**60BS18 1-3/16**	852509	**46.39**	**60BS18 1-1/4**	852514	**61.85**
60BS18 1-3/8	852516	**46.41**	**60BS18 1-7/16**	852518	**48.42**	**60BS18 1-1/2**	852520	**48.42**	**60BS18 1-5/8**	852515	**46.41**
60BS18 1-3/4	852517	**86.65**	**60BS18 1-15/16**	852519	**34.97**						
60BS19 1	852530	**....**	**60BS19 1-1/8**	852532	**48.46**	**60BS19 1-3/16**	852528	**48.46**	**60BS19 1-1/4**	852536	**....**
60BS19 1-3/8	852531	**48.46**	**60BS19 1-1/2**	852538	**69.21**	**60BS19 1-5/8**	854757	**35.00**	**60BS19 1-3/4**	854758	**35.00**
60BS19 1-15/16	854759	**58.22**									
60BS20 1	852550	**....**	**60BS20 1-1/8**	852552	**50.74**	**60BS20 1-3/16**	852551	**50.74**	**60BS20 1-1/4**	852556	**89.80**
60BS20 1-3/8	852558	**52.93**	**60BS20 1-7/16**	852560	**104.45**	**60BS20 1-1/2**	852562	**60.97**	**60BS20 1-5/8**	852557	**60.97**
60BS20 1-3/4	852559	**94.73**	**60BS20 1-15/16**	852561	**36.64**						
60BS24 1	852612	**81.37**	**60BS24 1-1/4**	852614	**126.45**	**60BS24 1-7/16**	852616	**119.87**	**60BS24 1-1/2**	852618	**133.01**
60BS24 1-3/4	852619	**133.01**	**60BS24 1-15/16**	852620	**81.37**						
60BS30 1	852636	**97.27**	**60BS30 1-1/4**	852638	**97.27**	**60BS30 1-7/16**	852640	**80.96**	**60BS30 1-1/2**	852642	**97.27**
60BS30 1-15/16	852643	**97.27**									

HARDENED BORED TO SIZE SPROCKETS

Sprocket Number	Our Sequence Number	Per Each 60BSHSP	Sprocket Number	Our Sequence Number	Per Each 60BSHSP	Sprocket Number	Our Sequence Number	Per Each 60BSHSP	Sprocket Number	Our Sequence Number	Per Each 60BSHSP
60BS9HT 3/4	853698	**$28.16**	**60BS9HT 7/8**	853700	**$28.16**	**60BS9HT 1**	853702	**$42.35**			
60BS10HT 3/4	853703	**35.89**	**60BS10HT 7/8**	853705	**29.87**	**60BS10HT 1**	853704	**35.89**	**60BS10HT 1-1/8**	853706	**$29.87**
60BS10HT 1-3/16	853707	**21.58**	**60BS10HT 1-1/4**	853708	**....**						
60BS11HT 3/4	853709	**32.27**	**60BS11HT 7/8**	853711	**32.27**	**60BS11HT 1**	853710	**38.76**	**60BS11HT 1-1/8**	853712	**32.27**
60BS11HT 1-3/16	853713	**32.27**	**60BS11HT 1-1/4**	853714	**....**						
60BS12HT 3/4	853715	**35.46**	**60BS12HT 7/8**	853717	**35.46**	**60BS12HT 1**	853716	**38.66**	**60BS12HT 1-1/8**	853718	**35.46**
60BS12HT 1-3/16	853719	**35.46**	**60BS12HT 1-1/4**	853720	**64.29**	**60BS12HT 1-7/16**	853721	**67.92**			
60BS13HT 3/4	853723	**38.88**	**60BS13HT 7/8**	853725	**38.88**	**60BS13HT 1**	853722	**70.48**	**60BS13HT 1-1/8**	853727	**38.88**
60BS13HT 1-3/16	853729	**38.88**	**60BS13HT 1-1/4**	853724	**46.72**	**60BS13HT 1-3/8**	853726	**74.48**	**60BS13HT 1-7/16**	850787	**38.88**
60BS13HT 1-1/2	853728	**46.72**									
60BS14HT 3/4	850788	**44.35**	**60BS14HT 7/8**	850789	**44.35**	**60BS14HT 1**	853730	**80.41**	**60BS14HT 1-3/16**	853733	**44.35**
60BS14HT 1-1/4	853732	**54.30**	**60BS14HT 1-3/8**	853735	**53.30**	**60BS14HT 1-7/16**	850790	**46.27**	**60BS14HT 1-1/2**	853734	**44.36**
60BS14HT 1-5/8	8537351	**89.64**									
60BS15HT 3/4	850794	**49.83**	**60BS15HT 7/8**	850795	**49.83**	**60BS15HT 1**	853736	**51.99**	**60BS15HT 1-1/8**	853737	**49.83**
60BS15HT 1-3/16	853739	**49.83**	**60BS15HT 1-1/4**	853738	**59.86**	**60BS15HT 1-3/8**	853740	**49.83**	**60BS15HT 1-7/16**	853741	**49.83**
60BS15HT 1-1/2	853742	**....**	**60BS15HT 1-5/8**	8537401	**49.83**	**60BS15HT 1-3/4**	850797	**100.69**			
60BS16HT 3/4	850798	**54.73**	**60BS16HT 7/8**	850799	**54.73**	**60BS16HT 1**	853744	**78.15**	**60BS16HT 1-1/8**	853745	**78.15**
60BS16HT 1-3/16	853747	**54.73**	**60BS16HT 1-1/4**	853746	**65.75**	**60BS16HT 1-3/8**	853749	**....**	**60BS16HT 1-7/16**	850800	**65.75**
60BS16HT 1-1/2	853748	**78.15**	**60BS16HT 1-5/8**	8537491	**93.31**	**60BS16HT 1-3/4**	850803	**65.75**	**60BS16HT 1-15/16**	850804	**54.73**
60BS17HT 1	853750	**60.54**	**60BS17HT 1-1/8**	853752	**60.55**	**60BS17HT 1-3/16**	853751	**60.55**	**60BS17HT 1-1/4**	853754	**122.35**
60BS17HT 1-3/8	853753	**60.55**	**60BS17HT 1-7/16**	853755	**60.55**	**60BS17HT 1-1/2**	853756	**86.46**	**60BS17HT 1-5/8**	8537531	**45.62**
60BS17HT 1-3/4	850806	**65.99**	**60BS17HT 1-15/16**	850807	**72.74**						
60BS18HT 1	853758	**65.79**	**60BS18HT 1-1/8**	853759	**65.79**	**60BS18HT 1-3/16**	853761	**65.79**	**60BS18HT 1-1/4**	853760	**126.02**
60BS18HT 1-3/8	853762	**79.04**	**60BS18HT 1-7/16**	853764	**65.79**	**60BS18HT 1-1/2**	853766	**68.64**	**60BS18HT 1-5/8**	8537621	**65.79**
60BS18HT 1-3/4	853767	**65.79**	**60BS18HT 1-15/16**	850808	**68.64**						
60BS19HT 1	853768	**78.30**	**60BS19HT 1-1/8**	853769	**67.50**	**60BS19HT 1-3/16**	853771	**67.50**	**60BS19HT 1-1/4**	853770	**....**
60BS19HT 1-3/8	850809	**67.50**	**60BS19HT 1-7/16**	850810	**67.50**	**60BS19HT 1-1/2**	850811	**81.11**	**60BS19HT 1-5/8**	8508091	**67.50**
60BS19HT 1-3/4	850814	**67.50**	**60BS19HT 1-15/16**	850815	**67.50**						
60BS20HT 1	853772	**71.84**	**60BS20HT 1-1/8**	853773	**97.68**	**60BS20HT 1-3/16**	850816	**51.88**	**60BS20HT 1-1/4**	853774	**108.01**
60BS20HT 1-3/8	850817	**74.94**	**60BS20HT 1-7/16**	850818	**71.83**	**60BS20HT 1-1/2**	850819	**109.82**	**60BS20HT 1-5/8**	8508171	**71.83**
60BS20HT 1-3/4	850822	**71.83**	**60BS20HT 1-15/16**	850823	**71.83**						

The Length through the Bore of 60BS Sprockets is 1-1/4 inch

Prices subject to change without notice. **ASK FOR QUANTITY DISCOUNT**



HARDENED BORED TO SIZE SPROCKETS

Sprocket Number	Our Sequence Number	Per Each 60BSHSP	Sprocket Number	Our Sequence Number	Per Each 60BSHSP	Sprocket Number	Our Sequence Number	Per Each 60BSHSP	Sprocket Number	Our Sequence Number	Per Each 60BSHSP
60BS10HT 3/4	253493	**$12.17**	**60BS10HT 7/8**	253494	**$10.16**	**60BS10HT 1**	253495	**$14.52**	**60BS10HT 1-1/8**	253496	**$14.52**
60BS10HT 1-3/16	253497	**....**	**60BS10HT 1-1/4**	253498	**14.52**						
60BS11HT 3/4	253499	**32.27**	**60BS11HT 7/8**	253500	**6.25**	**60BS11HT 1**	253501	**15.40**	**60BS11HT 1-1/8**	253502	**12.74**
60BS11HT 1-3/16	253504	**15.40**	**60BS11HT 1-1/4**	253503	**15.40**						
60BS12HT 3/4	253505	**5.76**	**60BS12HT 7/8**	253506	**....**	**60BS12HT 1**	253507	**16.01**	**60BS12HT 1-1/8**	253508	**16.01**
60BS12HT 1-3/16	253510	**13.03**	**60BS12HT 1-1/4**	253509	**16.01**						
60BS13HT 3/4	253512	**7.02**	**60BS13HT 7/8**	253513	**14.04**	**60BS13HT 1**	253514	**18.61**	**60BS13HT 1-1/8**	253515	**15.40**
60BS13HT 1-3/16	253516	**7.02**	**60BS13HT 1-1/4**	253517	**18.61**	**60BS13HT 1-3/8**	253518	**14.37**	**60BS13HT 1-7/16**	253519	**14.37**
60BS13HT 1-1/2	253520	**17.36**									
60BS14HT 3/4	253521	**15.05**	**60BS14HT 7/8**	253522	**18.37**	**60BS14HT 1**	253523	**18.37**	**60BS14HT 1-1/8**	253524	**18.37**
60BS14HT 1-3/16	253526	**15.05**	**60BS14HT 1-1/4**	253525	**18.38**	**60BS14HT 1-3/8**	253527	**18.37**	**60BS14HT 1-7/16**	253528	**15.20**
60BS14HT 1-1/2	253529	**18.37**									
60BS15HT 3/4	253530	**....**	**60BS15HT 7/8**	253531	**16.56**	**60BS15HT 1**	253532	**20.03**	**60BS15HT 1-1/8**	253533	**20.03**
60BS15HT 1-3/16	253525	**18.38**	**60BS15HT 1-1/4**	253534	**20.03**	**60BS15HT 1-3/8**	253536	**20.03**	**60BS15HT 1-7/16**	253537	**16.56**
60BS15HT 1-1/2	253538	**20.03**	**60BS15HT 1-5/8**	253539	**16.56**						
60BS16HT 3/4	253540	**9.72**	**60BS16HT 7/8**	253541	**7.55**	**60BS16HT 1**	253542	**21.00**	**60BS16HT 1-1/8**	253543	**21.00**
60BS16HT 1-3/16	253545	**21.00**	**60BS16HT 1-1/4**	253544	**23.33**	**60BS16HT 1-3/8**	253546	**21.00**	**60BS16HT 1-7/16**	253547	**21.00**
60BS16HT 1-1/2	253548	**21.00**	**60BS16HT 1-5/8**	253549	**21.00**	**60BS16HT 1-3/4**	253550	**21.00**	**60BS16HT 1-15/16**	253551	**17.39**
60BS17HT 1	253552	**22.86**	**60BS17HT 1-1/8**	253553	**10.78**	**60BS17HT 1-3/16**	253555	**10.78**	**60BS17HT 1-1/4**	253554	**22.86**
60BS17HT 1-3/8	253556	**22.86**	**60BS17HT 1-7/16**	253557	**8.23**	**60BS17HT 1-1/2**	253558	**22.86**	**60BS17HT 1-5/8**	253559	**....**
60BS17HT 1-3/4	253560	**....**	**60BS17HT 1-15/16**	253561	**18.93**	**60BS17HT 1-3/4**	253560	**21.57**			
60BS18HT 1	253562	**23.53**	**60BS18HT 1-1/8**	253563	**19.46**	**60BS18HT 1-3/16**	253565	**9.73**	**60BS18HT 1-1/4**	253564	**23.50**
60BS18HT 1-3/8	253566	**23.51**	**60BS18HT 1-7/16**	253567	**16.91**	**60BS18HT 1-1/2**	253568	**23.50**	**60BS18HT 1-5/8**	253569	**23.50**
60BS18HT 1-3/4	253570	**23.51**	**60BS18HT 1-15/16**	253570	**23.51**						
60BS19HT 1	253572	**24.69**	**60BS19HT 1-1/8**	253573	**20.44**	**60BS19HT 1-3/16**	253575	**25.30**	**60BS19HT 1-1/4**	253574	**24.69**
60BS19HT 1-3/8	253576	**25.30**	**60BS19HT 1-7/16**	253577	**20.44**	**60BS19HT 1-1/2**	253578	**20.44**	**60BS19HT 1-3/4**	253579	**....**
60BS19HT 1-15/16	253580	**....**									
60BS20HT 1	253581	**27.62**	**60BS20HT 1-1/8**	253582	**27.62**	**60BS20HT 1-3/16**	253584	**27.62**	**60BS20HT 1-1/4**	253583	**27.62**
60BS20HT 1-3/8	253585	**27.62**	**60BS20HT 1-7/16**	253586	**28.82**	**60BS20HT 1-1/2**	253587	**22.87**	**60BS20HT 1-5/8**	253588	**22.87**
60BS20HT 1-3/4	253589	**27.62**	**60BS20HT 1-15/16**	253590	**19.88**						
60BS24HT 1	253591	**36.47**	**60BS24HT 1-15/16**	253592	**36.47**						

The Length through the Bore of 60BS Sprockets is 1-1/4 inch

 © Baum Hydraulics Corporation

"QD" SPROCKETS FOR NUMBERS 80, 80H, AND 2080 CHAIN

For "QD" Tapered Hubs To Fit - See Page S36



"QD" SPROCKET BLANKS
When ordering, be sure hubs are the same type as sprocket blanks. For example: No.80SH12 will ONLY fit Type SH Hubs

Standard Keyways

Hub	Keyway	Hub	Keyway
1/2 - 9/16	1/8	1-7/16 - 1-3/4	3/8
5/8 - 7/8	3/16	1-13/16 - 2-1/4	1/2
15/16 - 1-1/4	1/4	2-5/16 - 2-3/4	5/8
1-5/16 - 1-3/8	5/16	2-13/16 - 3-1/4	3/4
		3-5/16 - 3-3/8	7/8

No. of Teeth	O.D. Inches	Q.D. Blanks Number	Max. Hub Bore Ins.	Our Sequence Number	Per Each 80QDSP	QD Hardened Blanks Number	Our Sequence Number	Per Each 80QDHSP
						HARDENED		
11	4.01	**80SH11**	1-5/8	852968	.....	**80SH11HT**	852824	**$45.42**
12	4.33	**80SH12**	1-5/8	852970	.....	**80SH12HT**	852826	**47.45**
13	4.66	**80SDS13**	2	852972	.....	**80SDS13HT**	852828	**48.19**
14	4.98	**80SDS14**	2	852974	.....	**80SDS14HT**	852830	**51.80**
15	5.30	**80SK15**	2-5/8	852976	.....	**80SK15HT**	852832	**64.80**
16	5.63	**80SK16**	2-5/8	852978	.....	**80SK16HT**	852834	**78.11**
17	5.95	**80SK17**	2-5/8	852980	.....	**80SK17HT**	852836	**84.25**
18	6.27	**80SK18**	2-5/8	852982	.....	**80SK18HT**	852838	**97.73**
19	6.59	**80SK19**	2-5/8	852984	.....	**80SK19HT**	852839	**101.81**
20	6.91	**80SF20**	2-15/16	852986	.....	**80SF20HT**	852840	**106.31**
21	7.24	**80SF21**	2-15/16	852988	.....	**80SF21HT**	852841	**110.70**
22	7.56	**80SF22**	2-15/16	852990	**114.55**	**80SF22HT**	852835	**231.51**
23	7.88	**80SF23**	2-15/16	852992	**119.71**	**80SF23HT**	852837	**153.97**
24	8.20	**80SF24HT**	2-15/16	852994	**124.81**	**80SF24HT**	852842	**238.96**
25	8.52	**80SF25**	2-15/16	852996	**131.10**	**80SF25HT**	852843	**253.72**
26	8.84	**80SF26**	2-15/16	852998	**137.20**	**80SF26HT**	852845	**391.68**
27	9.16	**80SF27**	2-15/16	853000	**120.00**	**80SF27HT**	852846	**271.42**
28	9.48	**80SF28**	2-15/16	853002	**152.81**			**....**
30	10.11	**80SF30**	2-15/16	853004	**168.85**	**80SF30HT**	852844	**263.95**
32	10.75	**80SF32**	2-15/16	853006	**191.37**			
33	11.07	**80SF33**	2-15/16		**....**			
34	11.39	**80SF34**	2-15/16	853010	**213.93**			
35	11.71	**80SF35**	2-15/16	853012	**162.09**			
36	12.03	**80SF36**	2-15/16	853014	**208.18**			
40	13.31	**80SF40**	2-15/16	853016	**288.76**			
42	13.63	**80SF42**	2-15/16	853018	**334.55**			
45	14.90	**80SF45**	2-15/16	853020	**388.04**			
48	15.86	**80SF48**	2-15/16	853022	**441.57**			
54	17.77	**80SF54**	2-15/16	853024	**549.09**			
60	19.68	**80SF60**	2-15/16	853026	**657.12**			
70		**80E70***	3-1/2		**....**			
72	23.50	**80E72***	3-1/2		**....**			
80	26.05	**80E80***	3-1/2		**....**			
84	27.33	**80E84***	3-1/2		**....**			
96	31.15	**80E96***	3-1/2		**....**			
112		**80F112***	3-1/2		**....**			

"QD" INTERCHANGEABLE HUBS

Hub Type	L Length Thru Bore	D Hub Overall Diam Inches	B Taper Large End Diam Inches	Wt. Lbs.
JA	1	2	1-3/8	1
SH	1-1/4	2-11/16	1-7/8	1
SDS	1-5/16	3-3/16	2-3/16	1
SD	1-3/4	3-3/16	2-3/16	1
SK	1-7/8	3-7/8	2-13/16	2
SF	2	4-5/8	3-1/8	4
E	2-5/8	6	3-27/32	9

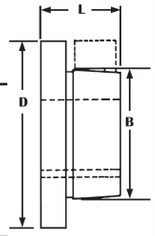

Bored for BOTH Standard mounting and reverse mounting. "QD" hubs are made of steel for extra strength where bore size is large and hub wall is thin. Other bore sizes are made of cast iron. Complete with heat treated cap screws and lock washers. With Standard Keyway.

"QD" SPROCKETS FOR NUMBERS 100and 100H CHAIN

No. of Teeth	O.D. Inches	Q.D. Blanks Number	Max. Hub Bore Ins.	Our Sequence Number	Per Each 100QDSP	QD Hardened Blanks Number	Our Sequence Number	Per Each 100QDHSP
11	5.01	**100SDS11**	2	852130	.....	**100SDS11HT**	852848	**$51.22**
12	5.42	**100SDS12**	2	852131	.....	**100SDS12HT**	852850	**56.28**
13	5.82	**100SK13**	2-5/8	852132	.....	**100SK13HT**	852852	**85.20**
14	6.23	**100SK14**	2-5/8	852133	.....	**100SK14HT**	852854	**103.57**
15	6.63	**100SF15**	2-15/16	852134	.....	**100SF15HT**	852856	**269.10**
16	7.03	**100SF16**	2-15/16	852135	.....	**100SF16HT**	852858	**46.78**
17	7.44	**100SF17**	2-15/16	852136	.....	**100SF17HT**	852860	**107.41**
18	7.84	**100E18**	3-1/2	852137	.....	**100E18HT**	852862	**188.53**
19	8.24	**100E19**	3-1/2	852138	.....	**100E19HT**	852864	**164.17**
20	8.64	**100E20**	3-1/2	852139	.....	**100E20HT**	852866	**212.44**
21	9.04	**100E21**	3-1/2	852140	**....**			
22	9.44	**100E22**	3-1/2	852141	**98.78**			
23	9.84	**100E23**	3-1/2	852142	**262.73**			
24	10.24	**100E24**	3-1/2	852143	**263.10**	**100E24HT**	852868	**224.73**
26	11.05	**100E26**	3-1/2	852145	**234.64**			
27	11.44	**100E27**	3-1/2	852146	**148.73**			
28	11.84	**100E28**	3-1/2	852147	**315.77**			
30	12.64	**100E30**	3-1/2	852148	**340.03**	**100E30HT**	852870	**288.63**
32	13.44	**100E32**	3-1/2	852149	**369.63**			
35	14.64	**100E35**	3-1/2	852150	**455.77**			
36	15.40	**100E36**	3-1/2	852151	**....**			
40		**100E40***	3-1/2		**....**			
42		**100E42***	3-1/2		**....**			
45		**100E45***	3-1/2		**....**			
48		**100E48***	3-1/2		**....**			
54		**100E54***	3-1/2		**....**			
60		**100E60***	3-1/2		**....**			

* Direct ship

WELD-ON SPROCKETS FOR NUMBERS 80, 80H AND 2080 CHAIN

For Weld-On Hubs To Fit - See Page S18 & S19

SPROCKET BLANKS WITH LARGE BORE

For Weld-On Hubs
Black Finish



PICK A SPROCKET, PICK A HUB,
WELD THEM TOGETHER
CHECK BORE SIZE BEFORE WELDING

V Sprocket Fits V Hub
W Sprocket Fits W Hub
X Sprockets Fit X or XX Hubs*

HARDENED

No. of Teeth	O.D. Inches	Sprocket Blanks Number	Bore Ins.	Max. Hub Bore Ins.	Our Sequence Number 80GGSP	YANKEE Per Each	Our Sequence Number	PRECISE Per Each 80SPSP	Hardened Sprocket Blanks Number	Our Sequence Number	YANKEE Per Each 80GGHSP
9	3.35	**80W9**	1-5/8	1-1/4	561792	**$....**	253188	**$16.75**	**80W9HT**	539875	**$....**
10	3.68	**80W10**	1-5/8	1-1/4	561856	**....**	253190	**17.02**	**80W10HT**	539880	**....**
11	4.01	**80W11**	1-5/8	1-1/4	561920	**....**	253192	**17.39**	**80W11HT**	539885	**....**
12	4.33	**80X12**	2	1-1/2	561984	**....**	253194	**18.10**	**80X12HT**	539890	**....**
13	4.66	**80X13**	2	1-1/2	562048	**....**	253196	**19.76**	**80X13HT**	539895	**....**
14	4.98	**80X14**	2	1-1/2	562112	**....**	253198	**22.46**	**80X14HT**	539900	**....**
15	5.30	**80X15**	2	1-1/2	562176	**....**	253200	**24.65**	**80X15HT**	539905	**....**
16	5.63	**80X16**	2	1-1/2	562240	**....**	253202	**27.49**	**80X16HT**	539910	**....**
17	5.95	**80X17**	2	1-1/2	562304	**....**	253204	**31.41**	**80X17HT**	539915	**....**
18	6.27	**80X18**	2	1-1/2	562368	**....**	253206	**36.17**	**80X18HT**	539920	**....**
19	6.59	**80X19**	2	1-1/2	562432	**....**	253208	**40.39**	**80X19HT**	539925	**....**
20	6.91	**80X20**	2	1-1/2	562496	**....**	253210	**45.52**	**80X20HT**	539930	**....**
21	7.24	**80X21**	2	1-1/2	562560	**....**	253212	**49.88**			
22	7.56	**80X22**	2	1-1/2	562624	**....**	253214	**53.83**			
23	7.88	**80X23**	2	1-1/2	562688	**....**					
24	8.20	**80X24**	2	1-1/2	562752	**....**	253216	**58.35**			
25	8.52	**80X25**	2	1-1/2	562816	**....**	253218	**60.95**			
26	8.84	**80X26**	2	1-1/2	562880	**....**	253220	**64.30**			
27	9.16	**80X27**	2	1-1/2	562944	**....**					
28	9.48	**80X28**	2	1-1/2	563008	**....**	253222	**70.58**			
29	9.80	**80X29**	2	1-1/2	563072	**....**					
30	10.11	**80X30**	2	1-1/2	563136	**....**	253224	**83.61**			
32	10.75	**80X32**	2	1-1/2	563200	**....**	189129	**105.69**			
33	11.07	**80X33**	2	1-1/2	563264	**....**	189130	**108.54**			
34	11.39	**80X34**	2	1-1/2	563280	**....**					
35	11.71	**80X35**	2	1-1/2	563328	**....**	189132	**....**			
36	12.03	**80X36**	2	1-1/2	563392	**....**	189133	**125.79**			
40	13.31	**80X40**	2	1-1/2	563456	**....**	189134	**147.94**			
45	14.90	**80X45**	2	1-1/2	563520	**....**	189135	**....**			
48	15.86	**80X48**	2	1-1/2	563584	**....**					
60	19.68	**80Y60**	2-3/4	1-1/2	563648	**....**					

THE SMALLER SPROCKETS ARE TO BE WELDED AS SHOWN SO THE WELD WILL NOT INTERFERE WITH THE CHAIN

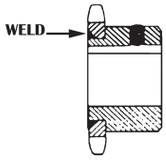

THE LARGER SPROCKETS ARE TO BE WELDED AS SHOWN

WELD-ON SPROCKETS FOR NUMBERS 100 and 100H CHAIN

No. of Teeth	O.D. Inches	Sprocket Blanks Number	Bore Ins.	Max. Hub Bore Ins.	Our Sequence Number 100GGSP	NOVA Per Each
10	4.60	**100X10**	2	2-1/2	563712	**$80.60**
11	5.01	**100X11**	2	3-1/2	563776	**87.11**
12	5.42	**100X12**	2	4-1/4	563840	**95.45**
14	6.23	**100Y14**	2-3/4	5-1/2	563968	**5.76**
15	6.63	**100Y15**	2-3/4	5-1/2	564032	**121.23**
16	7.03	**100Y16**	2-3/4	6-1/2	564096	**Call**
17	7.44	**100Y17**	2-3/4	7-1/2	564160	**126.16**
18	7.84	**100Y18**	2-3/4	8-1/4	564224	**Call**
20	8.64	**100Y20**	2-3/4	10-1/4	564352	**166.79**
21	9.04	**100Y21**	2-3/4	11-1/4	564416	**166.56**
22	9.44	**100Y22**	2-3/4	12-1/2	564480	**195.86**
24	10.24	**100Y24**	2-3/4	14-1/2	564608	**Call**
25	10.65	**100Y25**	2-3/4	15-1/2	564610	**Call**
26	11.05	**100Y26**	2-3/4	16-1/2	564736	**Call**
28	11.84	**100Y28**	2-3/4	19-1/2	564800	**Call**
30	12.64	**100Y30**	2-3/4	22	564864	**....**
32	13.44	**100Y32**	2-3/4	25	564992	**....**
36	15.40	**100Y36**	2-3/4	32	565065	**....**

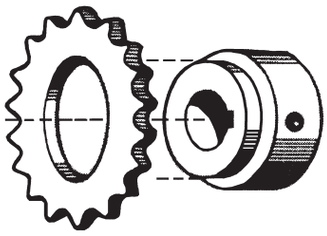

Factory recommends using Low Hydrogen Electrodes for welding sprocket parts.

ASK FOR QUANTITY DISCOUNT ***Prices subject to change without notice.***

 © Baum Hydraulics Corporation



TAPER LOCK SPROCKETS FOR NUMBERS 80, 80H & 2080 CHAIN

For Taper Lock Hubs To Fit - See Page S37

TAPER LOCKS
When ordering, be sure hubs are the same type as sprocket blanks. For example: No.80BTL16 will ONLY fit Type 2012 Hubs



DOUBLE TAPER LOCK
When ordering, be sure hubs are the same type as sprocket blanks. For example: No.D80ATL18HT will ONLY fit Type 2517 Hubs

No. of Teeth	O.D. Inches	TAPER LOCK Blanks Number	Max. Hub Bore Ins.	Our Sequence Number	Per Each 80BTLSP	TAPER LOCK HARDENED Blanks Number	Our Sequence Number	Per Each 80BTLHSP	Hub Prefix Number	DOUBLE TAPER LOCK HARDENED Blanks No.	Our Sequence Number	Per Each 80BTLDHSP	For Double Hub Prefix Number
10	3.68	**80BTL10**	1-1/4	852270	**$91.75**	**80BTL10HT**	852938	**$50.68**	1215				
11	4.01	**80BTL11**	1-1/4	852271	**73.05**	**80BTL11HT**	852940	**64.33**	1215				
12	4.33	**80BTL12**	1-5/8	852272	**107.50**	**80BTL12HT**	852942	**107.50**	1615				
13	4.66	**80BTL13**	1-5/8	852273	**71.87**	**80BTL13HT**	852944	**83.90**	1615	**D80ATL13HT**	853340	**$173.64**	1615
14	4.98	**80BTL14**	1-5/8	852274	**87.26**	**80BTL14HT**	852946	**89.70**	1615	**D80ATL14HT**	853342	**183.83**	2012
15	5.30	**80BTL15**	1-5/8	852275	**117.51**	**80BTL15HT**	852948	**91.69**	1615	**D80ATL15HT**	853344	**210.18**	2012
16	5.63	**80BTL16**	2	852276	**103.73**	**80BTL16HT**	852949	**100.51**	2012	**D80ATL16HT**	853346	**220.48**	2517
17	5.95	**80BTL17**	2	852277	**141.97**	**80BTL17HT**	852950	**108.61**	2012	**D80ATL17HT**	853348	**192.57**	2517
18	6.27	**80BTL18**	2	852278	**108.10**	**80BTL18HT**	852951	**163.04**	2012	**D80ATL18HT**	853350	**235.72**	2517
19	6.59	**80BTL19**	2	852279	**138.69**	**80BTL19HT**	853040	**120.11**	2012	**D80BTL19HT**	853351	**315.26**	3020
20	6.91	**80BTL20**	2-1/2	852280	**160.12**	**80BTL20HT**	852952	**152.09**	2517	**D80BTL20HT**	853352	**313.40**	3020
21	7.24	**80BTL21**	2-1/2	852281	**211.60**	**80BTL21HT**	853041	**154.53**	2517	**D80BTL21HT**	853353	**288.89**	3020
22	7.56	**80BTL22**	2-1/2	852282	**146.74**	**80BTL22HT**	853042	**158.51**	2517				
23	7.88	**80BTL23**	2-1/2	852283	**149.44**	**80BTL23HT**	853043	**149.44**	2517				
24	8.20	**80BTL24**	2-1/2	852284	**153.14**	**80BTL24HT**	852953	**175.20**	2517				
25	8.52	**80BTL25**	2-1/2	852285	**232.45**	**80BTL25HT**	853044	**155.42**	2517	**D80BTL25HT**	853354	**431.24**	3020
26	8.84	**80BTL26**	2-1/2	852286	**157.98**	**80BTL26HT**	853045	**190.31**	2517				
27	9.16	**80BTL27**	2-1/2	852287	**159.97**	**80BTL27HT**	853046	**159.97**	2517				
28	9.48	**80BTL28**	2-1/2	852288	**195.62**				2517				
30	10.11	**80BTL30**	2-1/2	852289	**237.73**	**80BTL30HT**	852954	**183.11**	2517				
32	10.75	**80BTL32**	2-1/2	852290	**181.29**				2517				
35	11.71	**80BTL35**	2-1/2	852291	**276.30**				2517				
36	12.03	**80BTL36**	2-1/2	852292	**199.56**				2517				
40	13.31	**80BTL40**	2-1/2	852293	**204.95**				2517				
45	14.90	**80BTL45**	2-1/2	852294	**244.08**				2517				
48	15.86	**80BTL48**	2-1/2	852295	**392.89**				2517				
54	17.77	**80BTL54**	2-1/2	852296	**412.41**				2517				
60	19.68	**80BTL60**	2-1/2	852297	**589.97**				2517				
70		**80BTL70***	3		**....**				3020				
80	26.05	**80BTL80***	3		**....**				3020				

RECOMMENDED WRENCH TORQUE

Bushing Number	Screws	Wrench Torque (Pounds-Inches)
1008	1/4" Set Screws	55
1210	3/8" Set Screws	175
1610	3/8" Set Screws	175
2012	7/16" Set Screws	280
2517	1/2" Set Screws	430
3020, 3030	5/8" Set Screws	800

TYPE B & TYPE A SPROCKETS FOR NUMBERS 80, 80H & 2080 CHAIN

Type B & Type A Sprockets are Stocked with Rough Bore, NO Keyway NO Setscrew.

TYPE B **DOUBLE HARDENED** **TYPE A**

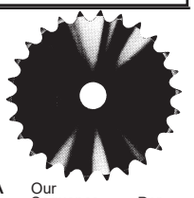

No. of Teeth	O.D. Inches	Length thru Bore	Stock Bore Inches	Max. Bore Inches	TYPE B Part No.	Our Sequence Number	Per Each	DOUBLE TYPE B HARDENED Part No.	Max. Bore Inches	Our Sequence Number	Per Each	Stock Bore Inches	TYPE A Part No.	Our Sequence Number	Per Each
8	3.01	1-5/8	1	1	**80B8**	897720	**$33.28**	**- - - -**	**- -**		**$....**	**- -**	**- - - -**		**$....**
9	3.35	1-5/8	1	1-5/16	**80B9**	897722	**33.28**	**- - - -**	**- -**		**....**	15/16	**80A9**	897525	**21.21**
10	3.68	1-5/8	1	1-1/2	**80B10**	897724	**59.35**	**D80B10HT**	1-1/2	898050	**121.39**	15/16	**80A10**	897527	**21.66**
11	4.01	1-5/8	1	1-5/8	**80B11**	897726	**44.38**	**D80B11HT**	1-3/4	898052	**117.38**	15/16	**80A11**	897529	**42.14**
12	4.33	1-5/8	1	1-7/8	**80B12**	897728	**99.09**	**D80B12HT**	1-7/8	898054	**186.11**	15/16	**80A12**	897531	**39.11**
13	4.66	1-1/2	1	2	**80B13**	897730	**29.03**	**D80B13HT**	2-1/4	898056	**190.15**	15/16	**80A13**	897533	**....**
14	4.98	1-1/2	1	2-1/4	**80B14**	897732	**49.18**	**D80B14HT**	2-3/8	898058	**188.75**	15/16	**80A14**	897535	**18.69**
15	5.30	1-1/2	1	2-1/2	**80B15**	897734	**81.11**	**D80B15HT**	2-1/2	898060	**173.11**	15/16	**80A15**	897537	**20.28**
16	5.63	1-1/2	1	2-3/4	**80B16**	897736	**....**	**D80B16HT**	2-3/4	898062	**248.66**	15/16	**80A16**	897539	**21.56**
17	5.95	1-1/2	1	2-3/4	**80B17**	897738	**103.67**	**D80B17HT**	3	898064	**179.30**	15/16	**80A17**	897541	**56.42**
18	6.27	1-1/2	1	2-3/4	**80B18**	897740	**116.01**	**D80B18HT**	3-1/4	898068	**218.08**	15/16	**80A18**	897543	**38.35**
19	6.59	1-1/2	1	2-3/4	**80B19**	897742	**133.46**	**D80B19HT**	3-5/16	898070	**242.24**	15/16	**80A19**	897544	**25.25**
20	6.91	1-1/2	1	2-3/4	**80B20**	897744	**114.86**	**D80B20HT**	3-5/16	898072	**256.90**	15/16	**80A20**	897547	**58.86**
24	8.20	1-3/4	1	2-3/4	**80B24**	897746	**91.22**	**D80B24HT**	3-1/2	898080	**323.68**	15/16	**80A24**	897549	**83.86**
30	10.11	2	1-3/16	3-1/4	**80B30**	897748	**153.52**	**D80B30**	3-3/4	898086	**417.36**	1-3/16	**80A30**	897551	**64.93**
36	12.03	2	1-3/16	3-1/4	**80B36**	897750	**128.39**	**D80B36**	3-3/4	898092	**486.22**	1-3/16	**80A36**	897553	**82.47**

TYPE B & TYPE A SPROCKETS FOR NUMBERS 100 & 100H CHAIN

7	3.75	1-7/8	1	1-1/4	**- - - -**		**$....**	1	**100A7**	897565	**$58.82**
8	3.77	1-7/8	1	1-1/4	**100B8**	897760	**59.57**	1	**100A8**	897567	**47.19**
9	4.18	1-7/8	1	1-5/8	**100B9**	897762	**138.10**	1	**100A9**	897569	**53.83**
10	4.60	1-7/8	1	1-7/8	**100B10**	897764	**102.44**	1	**100A10**	897571	**50.18**
11	5.01	1-7/8	1	2-1/4	**100B11**	897766	**83.45**	1-1/4	**100A11**	897573	**58.63**
12	5.42	1-7/8	1	2-1/4	**100B12**	897768	**104.08**	1-1/4	**100A12**	897575	**55.27**
13	5.82	1-5/8	1	2-3/8	**100B13**	897770	**111.95**	1-1/4	**100A13**	897577	**48.67**
14	6.23	1-5/8	1-1/4	2-3/4	**100B14**	897772	**100.20**	1-1/4	**100A14**	897579	**49.81**
15	6.63	1-3/4	1-1/4	3	**100B15**	897774	**135.62**	1-1/4	**100A15**	897581	**80.84**
16	7.02	1-3/4	1-5/16	3	**100B16**	897776	**124.95**	1-1/4	**100A16**	897583	**57.61**
17	7.44	1-3/4	1-5/16	3	**100B17**	897778	**137.63**	1-1/4	**100A17**	897585	**60.06**
18	7.84	1-3/4	1-5/16	3	**100B18**	897780	**143.04**	1-1/4	**100A18**	897587	**63.76**
20	8.64	1-3/4	1-5/16	3	**100B20**	897782	**190.48**	1-1/4	**100A20**	897588	**110.68**

*Direct ship

Type B

Type A



Prices subject to change without notice. **ASK FOR QUANTITY DISCOUNT**

BORED TO SIZE FOR 80, 80H, 2080, 2080H, C-2080 & C2080H CHAIN

Under 7-1/2" Sprockets are 1040 Carbon Bar Steel.
Over 7-1/2" Sprockets are 1040 Plate Steel.



Sprocket Number	Our Sequence Number	Per Each 80BSSP	Sprocket Number	Our Sequence Number	Per Each 80BSSP	Sprocket Number	Our Sequence Number	Per Each 80BSSP	Sprocket Number	Our Sequence Number	Per Each 80BSSP
80BS9 1	852646	$56.83	80BS9 1-1/8	852647	$30.44	80BS9 1-3/16	852645	$30.45	80BS9 1-1/4	852648	$56.83
80BS10 1	852649	33.52	80BS10 1-1/8	852650	24.22	80BS10 1-3/16	854764	33.52	80BS10 1-1/4	852651	62.59
80BS11 1	852652	44.93	80BS11 1-1/8	852653	37.40	80BS11 1-3/16	854768	37.40	80BS11 1-1/4	852654	73.46
80BS11 1-3/8	852655	40.77	80BS11 1-7/16	854769	37.40	80BS11 1-1/2	852656	49.83	80BS11 1-5/8	854771	32.45
80BS12 1	852657	57.36	80BS12 1-1/8	852658	63.27	80BS12 1-1/4	852659	57.36	80BS12 1-3/8	852660	43.89
80BS12 1-7/16	854777	33.12	80BS12 1-1/2	852661	50.55	80BS12 1-5/8	854779	78.54	80BS12 1-3/4	854780	45.86
80BS13 1	852662	46.41	80BS13 1-1/8	852663	46.41	80BS13 1-1/4	852664	55.76	80BS13 1-3/8	852665	36.52
80BS13 1-7/16	854791	46.41	80BS13 1-1/2	852666	95.52	80BS13 1-5/8	854793	46.41	80BS13 1-3/4	854794	57.93
80BS13 1-7/8	854795	55.76	80BS13 1-15/16	854796	48.42	80BS13 2	854797	91.16			
80BS14 1	852667	61.38	80BS14 1-3/16	854800	51.08	80BS14 1-1/4	852669	72.95	80BS14 1-3/8	852670	51.08
80BS14 1-7/16	854801	40.21	80BS14 1-1/2	852671	95.36	80BS14 1-5/8	854803	72.39	80BS14 1-3/4	854804	....
80BS14 1-7/8	854805	51.08	80BS14 1-15/16	854808	68.09	80BS14 2	854806	61.38			
80BS15 1	852672	54.50	80BS15 1-1/8	852673	54.50	80BS15 1-1/4	852674	56.85	80BS15 1-3/8	852675	101.76
80BS15 1-7/16	854811	54.50	80BS15 1-1/2	852676	59.41	80BS15 1-5/8	854813	54.50	80BS15 1-3/4	854814	107.05
80BS15 1-7/8	854815	96.47	80BS15 1-15/16	854816	70.98	80BS15 2	854817	107.05			
80BS16 1	854820	80.98	80BS16 1-1/4	852678	84.84	80BS16 1-3/8	852679	77.36	80BS16 1-7/16	854821	59.41
80BS16 1-1/2	852680	71.37	80BS16 1-5/8	854823	59.41	80BS16 1-3/4	854824	61.97	80BS16 1-15/16	854825	172.78
80BS16 2	854826	64.74									
80BS17 1-1/4	852681	71.14	80BS17 1-3/8	852682	71.15	80BS17 1-7/16	854828	71.15	80BS17 1-1/2	852683	71.14
80BS17 1-5/8	854829	71.15	80BS17 1-3/4	854830	71.15	80BS17 1-15/16	854831	106.99	80BS17 2	854832	139.74
80BS18 1	854834	75.94	80BS18 1-1/4	852684	79.22	80BS18 1-3/8	852685	75.94	80BS18 1-7/16	854835	75.94
80BS18 1-1/2	852686	141.77	80BS18 1-5/8	854836	75.94	80BS18 1-3/4	854837	141.77	80BS18 1-15/16	854838	79.22
80BS18 2	854839	75.94									
80BS19 1-1/4	851860	223.78	80BS19 1-7/16	851862	80.84	80BS19 1-1/2	851864	....	80BS19 1-5/8	851866	80.84
80BS19 1-3/4	851868	80.84	80BS19 2	851872	87.79						
80BS20 1-7/16	852689	85.75	80BS20 1-1/2	852688	151.76	80BS20 1-5/8	852690	61.93	80BS20 1-3/4	852691	103.01
80BS20 1-15/16	854842	168.41	80BS20 2	854843	85.74						

HARDENED BORED TO SIZE SPROCKETS

Sprocket Number	Our Sequence Number	Per Each 80BSHSP	Sprocket Number	Our Sequence Number	Per Each 80BSHSP	Sprocket Number	Our Sequence Number	Per Each 80BSHSP	Sprocket Number	Our Sequence Number	Per Each 80BSHSP
80BS9HT 1	853800	$59.53	80BS9HT 1-1/8	- - - - -	$....	80BS9HT 1-3/16	853803	$20.01	80BS9HT 1-1/4	853804	$52.60
80BS10HT 1	853806	47.89	80BS10HT 1-1/8	853808	47.89	80BS10HT 1-3/16	853809	47.89	80BS10HT 1-1/4	853810	91.73
80BS11HT 1	853812	75.71	80BS11HT 1-1/8	853814	53.02	80BS11HT 1-3/16	853815	53.02	80BS11HT 1-1/4	853816	72.08
80BS11HT 1-3/8	853818	72.08	80BS11HT 1-7/16	853819	69.05	80BS11HT 1-1/2	853820	90.40	80BS11HT 1-5/8	853813	53.01
80BS12HT 1	853822	88.29	80BS12HT 1-1/8	853824	58.72	80BS12HT 1-3/16	853825	58.72	80BS12HT 1-1/4	853826	58.71
80BS12HT 1-3/8	853828	83.86	80BS12HT 1-7/16	853829	58.72	80BS12HT 1-1/2	853830	70.55	80BS12HT 1-5/8	853823	94.11
80BS12HT 1-3/4	853827	88.29									
80BS13HT 1	853832	64.19	80BS13HT 1-1/8	853834	64.19	80BS13HT 1-3/16	853835	46.36	80BS13HT 1-1/4	853836	64.19
80BS13HT 1-3/8	853838	48.36	80BS13HT 1-7/16	853839	50.54	80BS13HT 1-1/2	853840	91.67	80BS13HT 1-5/8	853833	64.19
80BS13HT 1-3/4	853837	....	80BS13HT 1-7/8	850832	64.19	80BS13HT 1-15/16	850833	87.28	80BS13HT 2	850834	201.24
80BS14HT 1	853842	70.81	80BS14HT 1-1/8	853844	70.81	80BS14HT 1-3/16	853845	70.81	80BS14HT 1-1/4	853846	70.81
80BS14HT 1-3/8	853848	85.07	80BS14HT 1-7/16	853849	70.81	80BS14HT 1-1/2	853850	101.12	80BS14HT 1-5/8	853847	73.03
80BS14HT 1-3/4	850835	....	80BS14HT 1-7/8	850836	70.81	80BS14HT 1-15/16	853841	70.81	80BS14HT 2	850837	132.19
80BS15HT 1	853852	75.26	80BS15HT 1-1/8	853854	136.44	80BS15HT 1-3/16	853855	75.26	80BS15HT 1-1/4	853856	75.26
80BS15HT 1-3/8	853858	75.26	80BS15HT 1-7/16	853859	75.26	80BS15HT 1-1/2	853860	107.46	80BS15HT 1-5/8	853853	75.26
80BS15HT 1-3/4	853857	107.46	80BS15HT 1-7/8	853861	75.26	80BS15HT 1-15/16	850838	75.26	80BS15HT 2	850839	90.42
80BS16HT 1	853862	80.96	80BS16HT 1-1/4	853864	115.60	80BS16HT 1-3/8	853866	80.96	80BS16HT 1-7/16	853867	80.96
80BS16HT 1-1/2	853868	80.96	80BS16HT 1-5/8	853865	80.96	80BS16HT 1-3/4	853869	97.27	80BS16HT 1-15/16	850840	121.73
80BS16HT 2	850841	110.09									
80BS17HT 1	853870	89.51	80BS17HT 1-1/4	853872	180.88	80BS17HT 1-3/8	853874	89.51	80BS17HT 1-7/16	853875	89.51
80BS17HT 1-1/2	853876	92.32	80BS17HT 1-5/8	853871	93.37	80BS17HT 1-3/4	853877	89.51	80BS17HT 1-15/16	850842	67.43
80BS17HT 2	850843	180.88	80BS17HT 2-7/16	850844	89.51						
80BS18HT 1	853878	73.46	80BS18HT 1-1/4	853880	184.38	80BS18HT 1-3/8	853882	122.21	80BS18HT 1-7/16	853883	101.71
80BS18HT 1-1/2	853884	106.11	80BS18HT 1-5/8	850845	101.71	80BS18HT 1-3/4	850846	173.41	80BS18HT 1-15/16	850847	101.72
80BS18HT 2	850848	173.41	80BS18HT 2-7/16	850849	73.46						
80BS19HT 1-1/4	850855	159.45	80BS19HT 1-7/16	850857	106.04	80BS19HT 1-1/2	850859	106.04	80BS19HT 1-5/8	850861	106.04
80BS19HT 1-3/4	850863	106.04	80BS19HT 1-15/16	850865	106.04	80BS19HT 2	850867	106.04			
80BS20HT 1-7/16	853885	116.53	80BS20HT 1-1/2	853890	101.12	80BS20HT 1-5/8	853892	116.53	80BS20HT 1-3/4	853894	....
80BS20HT 1-15/16	853896	116.53	80BS20HT 2	853897	140.01	80BS20HT 2-7/16	853898	211.27			

BORED TO SIZE FOR NUMBER 35 CHAIN

Sprocket Number	Our Sequence Number	Per Each 80BSSP	Sprocket Number	Our Sequence Number	Per Each 80BSSP	Sprocket Number	Our Sequence Number	Per Each 80BSSP	Sprocket Number	Our Sequence Number	Per Each 80BSSP
35BS10 1/2	850869	$21.94	35BS10 5/8	8508701	$16.80						
35BS11 1/2	8508726	14.52	35BS11 5/8	8508728	20.59	35BS11 3/4	850873	$13.97			
35BS12 1/2	8508732	13.04	35BS12 5/8	8508734	22.35	35BS12 3/4	8508736	15.95			
35BS13 1/2	8508738	....	35BS13 5/8	850874	36.16	35BS13 3/4	8508742	18.68			
35BS14 1/2	8508744	20.79	35BS14 5/8	8508746	9.36	35BS14 3/4	8508748	14.93			
35BS15 1/2	850875	12.66	35BS15 5/8	8508752	15.20	35BS15 3/4	8508754	9.97	35BS15 7/8	8508756	$13.80
35BS15 1	8508758	15.20									
35BS16 1/2	850876	14.66	35BS16 5/8	8508762	20.22	35BS16 3/4	8508764	10.13	35BS16 7/8	8508766	14.03
35BS16 1	8508768	17.92									
35BS17 5/8	850877	13.91	35BS17 3/4	8508775	16.71	35BS17 7/8	850878	13.91	35BS17 1	8508785	13.91
35BS18 5/8	850879	27.46	35BS18 3/4	8508795	17.68	35BS18 7/8	850880	14.71	35BS18 1	8508805	22.11
35BS20 5/8	850881	18.48	35BS20 3/4	8508815	18.47	35BS20 1	850882	27.77			
35BS24 5/8	8508825	42.35	35BS24 3/4	850883	26.41	35BS24 1	8508835	30.41			

ASK FOR QUANTITY DISCOUNT ***Prices subject to change without notice.***

PRECISE SPROCKETS HARDENED BORED TO SIZE



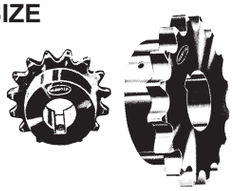

HARDENED BORED TO SIZE SPROCKETS

Sprocket Number	Our Sequence Number	Per Each 80BSHSP	Sprocket Number	Our Sequence Number	Per Each 80BSHSP	Sprocket Number	Our Sequence Number	Per Each 80BSHSP	Sprocket Number	Our Sequence Number	Per Each 80BSHSP
80BS10HT 1	253593	**$25.26**	**80BS10HT 1-1/8**	253594	**$21.15**	**80BS10HT 1-3/16**	253596	**$10.58**	**80BS10HT 1-1/4**	253595	**$25.26**
80BS11HT 1	253598	**23.61**	**80BS11HT 1-1/8**	253599	**23.55**	**80BS11HT 1-3/16**	253602	**11.77**	**80BS11HT 1-1/4**	253601	**28.54**
80BS11HT 1-7/16	253604	**20.53**	**80BS11HT 1-1/2**	253605	**28.54**						
80BS12HT 1	253607	**31.07**	**80BS12HT 1-1/8**	253608	**25.71**	**80BS12HT 1-3/16**	253610	**12.71**	**80BS12HT 1-1/4**	253609	**31.07**
80BS12HT 1-3/8	253611	**31.07**	**80BS12HT 1-7/16**	253612	**25.71**	**80BS12HT 1-1/2**	253613	**31.07**	**80BS12HT 1-3/4**	253615	**31.07**
80BS13HT 1	253616	**28.20**	**80BS13HT 1-1/8**	253617	**13.98**	**80BS13HT 1-3/16**	253620	**13.98**	**80BS13HT 1-1/4**	253619	**34.07**
80BS13HT 1-3/8	253621	**34.07**	**80BS13HT 1-7/16**	253624	**14.10**	**80BS13HT 1-1/2**	253622	**34.56**	**80BS13HT 1-3/4**	253625	**34.07**
80BS13HT 2	253628	**28.20**									
80BS14HT 1	253629	**36.57**	**80BS14HT 1-3/16**	253633	**14.80**	**80BS14HT 1-1/4**	253631	**36.57**	**80BS14HT 1-3/8**	253632	**36.57**
80BS14HT 1-7/16	253634	**36.57**	**80BS14HT 1-1/2**	253635	**36.57**	**80BS14HT 1-3/4**	253637	**36.57**	**80BS14HT 2**	253640	**36.57**
80BS15HT 1	253641	**34.84**	**80BS15HT 1-1/8**	253642	**34.84**	**80BS15HT 1-3/16**	253644	**17.42**	**80BS15HT 1-1/4**	253643	**40.32**
80BS15HT 1-3/8	253645	**40.32**	**80BS15HT 1-7/16**	253646	**34.84**	**80BS15HT 1-1/2**	253647	**40.32**	**80BS15HT 1-5/8**	253648	**....**
80BS15HT 1-3/4	253649	**40.32**	**80BS15HT 2**	- - - - -	**....**						
80BS16HT 1	253653	**15.48**	**80BS16HT 1-1/4**	253654	**43.02**	**80BS16HT 1-3/8**	253655	**43.02**	**80BS16HT 1-7/16**	253656	**19.42**
80BS16HT 1-1/2	253657	**43.02**	**80BS16HT 1-5/8**	253658	**30.96**	**80BS16HT 1-3/4**	253659	**43.02**	**80BS16HT 2**	253661	**43.02**
80BS17HT 1	253662	**20.51**	**80BS17HT 1-1/4**	253663	**45.82**	**80BS17HT 1-3/8**	253664	**41.03**	**80BS17HT 1-7/16**	253665	**20.51**
80BS17HT 1-1/2	253666	**45.82**	**80BS17HT 1-5/8**	253667	**16.48**	**80BS17HT 1-3/4**	253668	**45.85**	**80BS17HT 1-15/16**	253669	**37.92**
80BS17HT 2	253671	**....**									
80BS18HT 1	253673	**41.95**	**80BS18HT 1-1/4**	253674	**50.92**	**80BS18HT 1-3/8**	253675	**50.92**	**80BS18HT 1-7/16**	253676	**22.59**
80BS18HT 1-1/2	253677	**50.92**	**80BS18HT 1-5/8**	253678	**41.95**	**80BS18HT 1-3/4**	253679	**50.92**	**80BS18HT 1-15/16**	253680	**45.17**
80BS18HT 2	253681	**50.93**									
80BS19HT 1-1/4	253683	**53.73**	**80BS19HT 1-7/16**	253686	**24.96**	**80BS19HT 1-1/2**	253684	**38.66**	**80BS19HT 1-5/8**	253685	**24.96**
80BS19HT 1-3/4	253687	**49.91**	**80BS19HT 1-15/16**	253688	**24.96**	**80BS19HT 2**	253689	**44.46**			
80BS20HT 1-7/16	253691	**55.25**	**80BS20HT 1-1/2**	253690	**59.33**	**80BS20HT 1-5/8**	253692	**27.62**	**80BS20HT 1-3/4**	253693	**59.33**
80BS20HT 1-15/16	253694	**....**	**80BS20HT 2**	253695	**....**						

“QD” HUBS STOCKED IN THESE SIZES

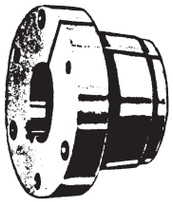

Standard Keyways

Hub	Keyway	Hub	Keyway
1/2 - 9/16	1/8	1-7/16 - 1-3/4	3/8
5/8 - 7/8	3/16	1-13/16 - 2-1/4	1/2
15/16 - 1-1/4	1/4	2-5/16 - 2-3/4	5/8
1-5/16 - 1-3/8	5/16	2-13/16 - 3-1/4	3/4
		3-5/16 - 3-3/8	7/8

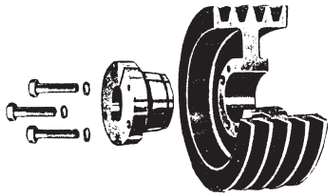



Bushing Number	Our Sequence Number	Per Each	Bushing Number	Our Sequence Number	Per Each	Bushing Number	Our Sequence Number	Per Each	Bushing Number	Our Sequence Number	Per Each	Bushing Number	Our Sequence Number	Per Each	Bushing Number	Our Sequence Number	Per Each
JA 1/2	854300	**$14.66**	**JA 9/16**	854302	**$15.54**	**JA 5/8**	854304	**$....**	**JA 11/16**	854306	**$16.01**	**JA 3/4**	854308	**$15.54**	**JA 13/16**	854310	**$14.82**
JA 7/8	854312	**17.13**	**JA 15/16**	854314	**16.01**	**JA 1**	854316	**16.66**	**JA 1-1/16**	854318	**11.56**	**JA 1-1/8**	854320	**16.66**	**JA 1-3/16**	854322	**14.82**
JA 1-1/4	854324	**21.83**															
SH 1/2	854424	**18.16**	**SH 9/16**	- - - - -	**....**	**SH 5/8**	854428	**22.77**	**SH 11/16**	854430	**9.73**	**SH 3/4**	854432	**22.77**	**SH 13/16**	854434	**21.88**
SH 7/8	854436	**22.77**	**SH 15/16**	854438	**22.77**	**SH 1**	854440	**22.77**	**SH 1-1/16**	854442	**16.52**	**SH 1-1/8**	854444	**22.77**	**SH 1-3/16**	854446	**22.77**
SH 1-1/4	854448	**22.76**	**SH 1-5/16**	854450	**21.88**	**SH 1-3/8**	854452	**22.77**	**SH 1-7/16**	854454	**22.77**	**SH 1-1/2**	854456	**22.77**	**SH 1-9/16**	854458	**36.87**
SH 1-5/8	854460	**26.53**	**SH 1-11/16**	854462	**9.73**												
SDS 5/8	854562	**26.41**	**SDS 11/16**	854564	**17.74**	**SDS 3/4**	854566	**26.41**	**SDS 13/16**	854568	**11.30**	**SDS 7/8**	854570	**26.41**	**SDS 15/16**	854572	**26.41**
SDS 1	854574	**30.81**	**SDS 1-1/16**	854576	**17.74**	**SDS 1-1/8**	854578	**30.81**	**SDS 1-3/16**	854580	**26.41**	**SDS 1-1/4**	854582	**26.41**	**SDS 1-5/16**	854584	**....**
SDS 1-3/8	854586	**26.41**	**SDS 1-7/16**	854588	**26.41**	**SDS 1-1/2**	854590	**26.41**	**SDS 1-9/16**	854592	**31.15**	**SDS 1-5/8**	854594	**26.41**	**SDS 1-11/16**	854596	**26.41**
SDS 1-3/4	854598	**26.41**	**SDS 1-13/16**	854599	**11.30**	**SDS 1-7/8**	854600	**26.41**	**SDS 1-15/16**	854602	**26.41**	**SDS 2**	854604	**21.08**			
SD 1/2	865746	**21.24**	**SD 9/16**	865756	**19.64**	**SD 5/8**	865766	**12.88**	**SD 11/16**	865776	**19.64**	**SD 3/4**	865786	**28.85**	**SD 13/16**	865796	**21.24**
SD 7/8	865806	**42.56**	**SD 15/16**	865816	**19.64**	**SD 1**	865826	**33.28**	**SD 1-1/16**	865830	**23.07**	**SD 1-1/8**	865846	**42.56**	**SD 1-3/16**	865856	**19.64**
SD 1-1/4	865866	**42.56**	**SD 1-5/16**	865876	**20.63**	**SD 1-3/8**	865886	**28.85**	**SD 1-7/16**	865896	**42.56**	**SD 1-1/2**	865906	**31.16**	**SD 1-9/16**	865916	**12.88**
SD 1-5/8	865926	**28.86**	**SD 1-11/16**	865936	**25.15**	**SD 1-3/4**	865946	**14.26**	**SD 1-13/16**	865948	**19.64**	**SD 1-7/8**	865966	**33.27**	**SD 1-15/16**	865976	**23.07**
SD 2	865980	**33.28**															
SK 1/2	854702	**50.43**	**SK 5/8**	854706	**33.75**	**SK 11/16**	854708	**28.42**	**SK 3/4**	854710	**40.92**	**SK 13/16**	854712	**48.26**	**SK 7/8**	854714	**32.65**
SK 15/16	854716	**19.22**	**SK 1**	854718	**40.92**	**SK 1-1/16**	854720	**48.26**	**SK1-1/8**	854722	**40.92**	**SK 1-3/16**	854724	**40.92**	**SK 1-1/4**	854726	**40.92**
SK 1-5/16	854728	**40.92**	**SK 1-3/8**	854730	**40.92**	**SK 1-7/16**	854732	**40.92**	**SK 1-1/2**	854734	**40.92**	**SK 1-9/16**	854736	**29.73**	**SK 1-5/8**	854738	**40.92**
SK 1-11/16	854740	**24.94**	**SK 1-3/4**	854742	**40.92**	**SK 1-13/16**	854743	**26.17**	**SK 1-7/8**	854744	**40.91**	**SK 1-15/16**	854746	**40.92**	**SK 2**	854748	**40.92**
SK 2-1/16	865994	**42.86**	**SK 2-1/8**	865996	**40.92**	**SK 2-3/16**	866006	**40.92**	**SK 2-1/4**	866016	**40.92**	**SK 2-5/16**	866020	**30.46**	**SK 2-3/8**	866026	**37.84**
SK 2-7/16	866036	**40.92**	**SK 2-1/2**	866046	**29.73**	**SK 2-5/8**	866056	**30.46**									
SF 1/2	854846	**48.46**	**SF 9/16**	8548461	**48.46**	**SF 5/8**	8548462	**48.46**	**SF 11/16**	8548463	**48.46**	**SF 3/4**	854848	**49.37**	**SF 13/16**	854849	**59.43**
SF 7/8	854850	**44.39**	**SF 15/16**	854851	**47.06**	**SF 1**	854854	**50.41**	**SF 1-1/16**	854856	**100.50**	**SF 1-1/8**	854858	**40.19**	**SF 1-3/16**	854860	**21.56**
SF 1-1/4	854862	**50.41**	**SF 1-5/16**	854859	**21.56**	**SF 1-3/8**	854866	**50.41**	**SF 1-7/16**	854868	**58.75**	**SF 1-1/2**	854870	**30.77**	**SF 1-9/16**	854872	**50.41**
SF 1-5/8	854874	**50.41**	**SF 1-11/16**	854876	**40.19**	**SF 1-3/4**	854878	**50.41**	**SF 1-13/16**	854880	**48.46**	**SF 1-7/8**	854882	**50.41**	**SF 1-15/16**	854884	**50.41**
SF 2	854886	**50.40**															
SF 2-1/8	866296	**50.41**	**SF 2-3/16**	866306	**50.41**	**SF 2-1/4**	866316	**30.77**	**SF 2-3/8**	866326	**50.41**	**SF 2-7/16**	866336	**50.41**	**SF 2-1/2**	866346	**50.41**
SF 2-5/8	866356	**21.56**	**SF 2-11/16**	866366	**20.43**	**SF 2-3/4**	866376	**49.43**	**SF 2-7/8**	866386	**51.86**	**SF 2-15/16**	866396	**40.19**			
E 7/8	866064	**65.35**	**E 1**	866066	**42.84**	**E 1-1/16**	866068	**65.35**	**E 1-1/8**	866076	**85.24**	**E 1-3/16**	866086	**42.84**	**E 1-1/4**	866096	**72.75**
E 1-5/16	866106	**42.84**	**E 1-3/8**	866116	**106.89**	**E 1-7/16**	866126	**38.95**	**E 1-1/2**	866136	**106.89**	**E 1-9/16**	866138	**97.72**	**E 1-5/8**	866146	**45.74**
E 1-11/16	866148	**74.42**	**E 1-3/4**	866156	**123.21**	**E 1-13/16**	866158	**65.35**	**E 1-7/8**	866166	**93.76**	**E 1-15/16**	866176	**123.23**	**E 2**	866186	**65.20**
E 2-1/16	866188	**88.66**	**E 2-1/8**	866196	**78.67**	**E 2-3/16**	866206	**85.24**	**E 2-1/4**	866216	**82.85**	**E 2-5/16**	866220	**42.84**	**E 2-3/8**	866226	**77.67**
E 2-7/16	866236	**77.67**	**E 2-1/2**	866246	**98.69**	**E 2-5/8**	866256	**46.33**	**E 2-11/16**	866258	**89.90**	**E 2-3/4**	866260	**64.41**	**E 2-13/16**	866262	**65.35**
E 2-7/8	866264	**74.42**	**E 2-15/16**	866266	**106.89**	**E 3**	866276	**98.69**	**E 3-1/16**	866278	**65.35**	**E 3-1/8**	866280	**65.35**	**E 3-3/16**	866282	**65.35**
E 3-1/4	866284	**88.66**	**E 3-5/16**	866286	**65.35**	**E 3-3/8**	866288	**97.72**	**E 3-7/16**	866290	**65.35**	**E 3-1/2**	866292	**78.67**			
H 5/8	865731	**13.67**	**H 3/4**	865732	**12.29**	**H 7/8**	865733	**12.29**	**H 1**	865734	**12.30**	**H 1-1/8**	865735	**12.30**	**H 1-1/4**	865736	**13.67**
H 1-3/8	865738	**11.49**	**H 1-1/2**	865739	**11.49**												

*** HAS NO KEY**

TAPER LOCK HUBS STOCKED IN THESE SIZES

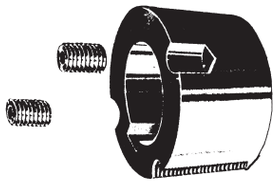

Standard Keyways

Hub	Keyway	Hub	Keyway
1/2 - 9/16	1/8	1-7/16 - 1-3/4	3/8
5/8 - 7/8	3/16	1-13/16 - 2-1/4	1/2
15/16 - 1-1/4	1/4	2-5/16 - 2-3/4	5/8
1-5/16 - 1-3/8	5/16	2-13/16 - 3-1/4	3/4
		3-5/16 - 3-3/8	7/8





Bushing Number	Our Sequence Number	Per Each	Bushing Number	Our Sequence Number	Per Each	Bushing Number	Our Sequence Number	Per Each	Bushing Number	Our Sequence Number	Per Each	Bushing Number	Our Sequence Number	Per Each	Bushing Number	Our Sequence Number	Per Each
1008 1/2	853900	**$16.07**	**1008 9/16**	853902	**$16.07**	**1008 5/8**	853904	**$23.77**	**1008 11/16**	853906	**$16.07**	**1008 3/4**	853908	**$16.78**	**1008 13/16**	853910	**$16.07**
1008 7/8	853912	**22.68**	**1008 15/16**	853914	**16.07**	**1008 1**	853916	**19.88**									
1108 1/2	853918	**16.62**	**1108 9/16**	8539181	**16.62**	**1108 5/8**	8539182	**25.61**	**1108 11/16**	8539183	**16.62**	**1108 3/4**	8539184	**16.62**	**1108 13/16**	8539185	**16.62**
1108 7/8	8539186	**17.33**	**1108 15/16**	8539187	**16.62**	**1108 1**	8539188	**27.07**									
1210 1/2	853920	**19.53**	**1210 9/16**	853922	**19.53**	**1210 5/8**	853924	**15.42**	**1210 11/16**	853926	**19.53**	**1210 3/4**	853928	**28.87**	**1210 13/16**	853930	**19.53**
1210 7/8	853932	**21.35**	**1210 15/16**	853934	**21.49**	**1210 1**	853936	**30.35**	**1210 1-1/16**	853938	**19.53**	**1210 1-1/8**	853940	**30.35**	**1210 1-3/16**	853942	**18.50**
1210 1-1/4	853944	**28.87**															
1215 1/2	853945	**19.39**	**1215 9/16**	8539453	**19.39**	**1215 5/8**	8539456	**19.39**	**1210 11/16**	8539459	**19.39**	**1215 3/4**	853946	**19.39**	**1215 13/16**	8539463	**19.39**
1215 7/8	8539466	**19.39**	**1215 15/16**	8539469	**19.39**	**1215 1**	853947	**29.88**	**1215 1-1/16**	8539475	**19.39**	**1215 1-1/8**	853948	**28.67**	**1215 1-3/16**	8539485	**19.39**
1215 1-1/4	853949	**31.58**															
1610 1/2	853950	**21.39**	**1610 9/16**	853952	**15.45**	**1610 5/8**	853954	**30.31**	**1610 11/16**	853956	**20.51**	**1610 3/4**	853958	**35.11**	**1610 13/16**	853960	**20.51**
1610 7/8	853962	**35.11**	**1610 15/16**	853964	**20.51**	**1610 1**	853966	**35.11**	**1610 1-1/16**	853968	**20.51**	**1610 1-1/8**	853970	**33.41**	**1610 1-3/16**	853972	**27.46**
1610 1-1/4	853974	**35.11**	**1610 1-5/16**	853976	**27.46**	**1610 1-3/8**	853978	**33.41**	**1610 1-7/16**	853980	**35.11**	**1610 1-1/2**	853982	**33.41**	**1610 1-9/16**	853984	**35.11**
1610 1-5/8	853986	**35.11**															
1615 1/2	853987	**21.34**	**1615 9/16**	8539871	**21.34**	**1615 5/8**	8539872	**21.34**	**1615 11/16**	8539873	**21.34**	**1615 3/4**	8539874	**15.40**	**1615 13/16**	8539875	**21.34**
1615 7/8	8539876	**25.70**	**1615 15/16**	8539877	**21.34**	**1615 1**	8539878	**28.57**	**1615 1-1/16**	8539879	**21.34**	**1615 1-1/8**	853988	**28.57**	**1615 1-3/16**	8539881	**22.25**
1615 1-1/4	8539882	**36.54**	**1615 1-5/16**	8539883	**36.54**	**1615 1-3/8**	8539884	**36.54**	**1615 1-7/16**	8539885	**34.76**	**1615 1-1/2**	8539886	**36.54**	**1615 1-9/16**	8539887	**21.34**
1615 1-5/8	8539888	**31.54**															
2012 1/2	853990	**34.92**	**2012 9/16**	853992	**27.71**	**2012 5/8**	853994	**27.71**	**2012 11/16**	853996	**27.71**	**2012 3/4**	853998	**37.10**	**2012 13/16**	854000	**27.71**
2012 7/8	- - - - -	**....**	**2012 15/16**	854004	**27.71**	**2012 1**	854006	**47.45**	**2012 1-1/16**	854008	**27.71**	**2012 1-1/8**	854010	**45.14**	**2012 1-3/16**	854012	**47.45**
2012 1-1/4	854014	**47.45**	**2012 1-5/16**	854016	**32.09**	**2012 1-3/8**	854018	**47.45**	**2012 1-7/16**	854020	**34.92**	**2012 1-1/2**	854022	**49.28**	**2012 1-9/16**	854024	**39.11**
2012 1-5/8	854026	**47.45**	**2012 1-11/16**	854028	**28.90**	**2012 1-3/4**	854030	**42.68**	**2012 1-13/16**	854032	**27.71**	**2012 1-7/8**	854034	**28.90**	**2012 1-15/16**	854036	**47.45**
2012 2	854038	**47.45**															
2517 1/2	854039	**34.08**	**2517 9/16**	854040	**34.08**	**2517 5/8**	854042	**34.08**	**2517 11/16**	854044	**34.08**	**2517 3/4**	854046	**35.54**	**2517 13/16**	854048	**34.08**
2517 7/8	854050	**35.33**	**2517 15/16**	854052	**....**	**2517 1**	854054	**50.39**	**2517 1-1/16**	854056	**34.08**	**2517 1-1/8**	854058	**45.34**	**2517 1-3/16**	854060	**25.67**
2517 1-1/4	854062	**55.51**	**2517 1-5/16**	854064	**34.08**	**2517 1-3/8**	854066	**52.50**	**2517 1-7/16**	854068	**41.04**	**2517 1-1/2**	854070	**55.51**	**2517 1-9/16**	854072	**34.08**
2517 1-5/8	854074	**45.34**	**2517 1-11/16**	854076	**52.50**	**2517 1-3/4**	854078	**45.34**	**2517 1-13/16**	854080	**34.08**	**2517 1-7/8**	854082	**55.51**	**2517 1-15/16**	854084	**58.34**
2517 2	854086	**45.34**	**2517 2-1/16**	854088	**34.08**	**2517 2-1/8**	854090	**45.63**	**2517 2-3/16**	854092	**55.51**	**2517 2-1/4**	854094	**52.50**	**2517 2-5/16**	854096	**34.08**
2517 2-3/8	854098	**35.54**	**2517 2-7/16**	854100	**55.51**	**2517 2-1/2**	854102	**45.34**									
3020 15/16	854122	**51.26**	**3020 1**	854124	**53.46**	**3020 1-1/16**	854126	**51.26**	**3020 1-1/8**	854128	**51.26**	**3020 1-3/16**	854130	**51.26**	**3020 1-1/4**	854132	**62.14**
3020 1-5/16	854134	**51.26**	**3020 1-3/8**	854136	**53.46**	**3020 1-7/16**	854138	**83.51**	**3020 1-1/2**	854140	**68.21**	**3020 1-9/16**	854142	**51.26**	**3020 1-5/8**	854144	**87.77**
3020 1-11/16	854146	**51.26**	**3020 1-3/4**	854148	**83.51**	**3020 1-13/16**	854150	**51.26**	**3020 1-7/8**	854152	**64.62**	**3020 1-15/16**	854154	**53.46**	**3020 2**	854156	**83.51**
3020 2-1/16	854157	**51.26**	**3020 2-1/8**	854159	**68.62**	**3020 2-3/16**	854158	**68.62**	**3020 2-1/4**	854160	**....**	**3020 2-5/16**	854161	**56.91**	**3020 2-3/8**	854162	**68.62**
3020 2-7/16	854164	**83.51**	**3020 2-1/2**	854166	**83.51**	**3020 2-5/8**	854168	**53.46**	**3020 2-3/4**	854170	**51.26**	**3020 2-15/16**	854172	**56.91**	**3020 3**	854174	**62.14**
3030 15/16	854176	**74.81**	**3030 1**	8541761	**74.81**	**3030 1-1/16**	8541762	**74.81**	**3030 1-1/8**	8541763	**74.81**	**3030 1-3/16**	8541764	**74.81**	**3030 1-1/4**	8541765	**86.67**
3030 1-5/16	8541766	**74.81**	**3030 1-3/8**	8541767	**74.81**	**3030 1-7/16**	8541768	**86.67**	**3030 1-1/2**	8541769	**128.11**	**3030 1-9/16**	854177	**74.81**	**3030 1-5/8**	8541771	**74.81**
3030 1-11/16	8541772	**74.81**	**3030 1-3/4**	8541773	**74.81**	**3030 1-13/16**	8541774	**74.81**	**3030 1-7/8**	8541775	**86.67**	**3030 1-15/16**	8541776	**74.81**	**3030 2**	8541777	**86.67**
3030 2-1/16	8541778	**74.81**	**3030 2-1/8**	8541779	**74.81**	**3030 2-3/16**	854178	**74.81**	**3030 2-1/4**	8541781	**115.23**	**3030 2-5/16**	8541782	**74.81**	**3030 2-3/8**	8541783	**74.81**
3030 2-7/16	8541784	**74.81**	**3030 2-1/2**	8541785	**74.81**	**3030 2-5/8**	8541786	**74.81**	**3030 2-3/4**	8541787	**74.81**	**3030 2-15/16**	8541788	**86.67**	**3030 3**	8541789	**110.60**

Prices subject to change without notice. **ASK FOR QUANTITY DISCOUNT**

STAINLESS STEEL SPROCKETS BORED TO SIZE FOR 35 CHAIN

STAINLESS STEEL ROLLER CHAIN ON PAGE S5

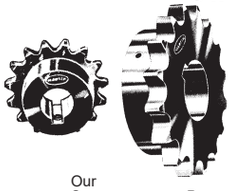



Sprocket Number	Our Sequence Number	Per Each 35SS	Sprocket Number	Our Sequence Number	Per Each 35SS	Sprocket Number	Our Sequence Number	Per Each 35SS	Sprocket Number	Our Sequence Number	Per Each 35SS
35B10 1/2	765850	**$57.28**	**35B10 5/8**	765851	**$57.28**						
35B12 1/2	765855	**62.60**	**35B12 5/8**	765856	**62.60**	**35B12 3/4**	765857	**62.60**			
35B13 5/8	765859	**67.37**	**35B13 3/4**	765860	**67.37**						
35B14 3/4	765863	**68.18**									
35B15 1/2	765864	**74.58**	**35B15 3/4**	765866	**74.58**	**35B15 1**	765868	**74.58**			
35B16 1/2	765869	**75.45**	**35B16 5/8**	765870	**75.45**	**35B16 3/4**	765871	**75.45**			
35B17 5/8	765874	**79.36**									
35B18 3/4	765879	**81.04**	**35B18 1**	765881	**81.04**						
35B20 5/8	765882	**91.94**	**35B20 3/4**	765883	**91.94**	**35B20 1**	765884	**91.94**			
35B24 5/8	765885	**126.60**	**35B24 3/4**	765886	**126.60**						

STAINLESS STEEL BORED TO SIZE SPROCKETS FOR 40 CHAIN

		40SS			40SS			40SS			40SS
40B10 5/8	765891	**$68.75**	**40B10 3/4**	765892	**$68.75**						
40B12 5/8	765898	**78.25**	**40B12 3/4**	765899	**78.25**	**40B12 1**	765901	**74.08**			
40B13 1/2	765902	**86.06**	**40B13 3/4**	765904	**86.06**	**40B13 7/8**	765905	**86.06**	**40B13 1**	765906	**86.06**
40B14 1/2	765907	**91.79**	**40B14 3/4**	765909	**91.79**	**40B14 7/8**	765910	**91.79**	**40B14 1**	765911	**91.79**
40B14 1-1/8	765912	**91.79**									
40B15 5/8	765914	**86.36**	**40B15 3/4**	765915	**96.72**	**40B15 7/8**	765916	**96.72**	**40B15 1**	765917	**86.36**
40B16 5/8	765921	**102.99**	**40B16 3/4**	765922	**102.99**	**40B16 1**	765924	**102.99**	**40B16 1-1/4**	765927	**102.99**
40B17 5/8	765928	**106.75**	**40B17 3/4**	765929	**106.75**	**40B17 1**	765931	**106.75**			
40B18 3/4	765936	**115.72**	**40B18 1**	765938	**103.33**	**40B18 1-1/4**	765941	**115.72**			
40B19 1	765948	**129.42**	**40B19 1-3/16**	765950	**129.42**						
40B20 3/4	765956	**130.80**	**40B20 7/8**	765957	**146.48**	**40B20 1**	765958	**146.48**	**40B20 1-1/8**	765959	**146.48**
40B20 1-1/4	765961	**146.48**	**40B20 1-3/8**	765962	**146.48**						
40B24 3/4	765966	**205.19**	**40B24 1**	765968	**205.19**						

STAINLESS STEEL BORED TO SIZE SPROCKETS FOR 50 CHAIN

		50SS			50SS			50SS			50SS
50B10 3/4	765978	**$84.13**	**50B10 7/8**	765979	**$84.13**	**50B10 1**	765980	**$84.13**			
50B12 5/8	765985	**110.71**	**50B12 1**	765988	**110.71**	**50B12 1-1/4**	765991	**110.71**			
50B13 1	765995	**116.54**	**50B13 1-1/4**	765998	**116.54**						
50B14 7/8	766001	**128.58**	**50B14 1**	766002	**128.58**	**50B14 1-1/8**	766003	**128.58**			
50B15 3/4	766007	**135.87**	**50B15 1**	766009	**135.87**	**50B15 1-1/8**	766010	**135.87**	**50B15 1-1/4**	766012	**135.87**
50B16 3/4	766017	**147.86**	**50B16 7/8**	766018	**147.86**	**50B16 1**	766019	**147.86**	**50B16 1-3/16**	766021	**147.86**
50B16 1-1/4	766022	**147.86**									
50B17 1	766030	**154.86**	**50B17 1-1/8**	766031	**154.86**						
50B18 3/4	766038	**168.85**	**50B18 1**	766040	**168.85**	**50B18 1-1/8**	766041	**168.85**	**50B18 1-3/16**	766042	**168.85**
50B18 1-3/8	766044	**201.95**	**50B18 1-1/2**	766046	**168.85**						
50B19 1	766050	**184.23**	**50B19 1-1/4**	766053	**184.23**						
50B20 1	766060	**207.99**	**50B20 1-1/8**	766061	**238.74**	**50B20 1-3/16**	766062	**269.50**			
50B24 1	766069	**332.42**	**50B24 1-3/16**	766071	**378.54**						
50B24 1-1/4	766072	**398.12**	**50B24 1-3/8**	766073	**398.12**						

STAINLESS STEEL SPROCKETS BORED TO SIZE FOR 60 CHAIN

		60SS			60SS			60SS			60SS
60B10 1	766081	**117.11**	**60B10 1-1/4**	766084	**117.11**						
60B11 1	766087	**131.67**									
60B12 3/4	766091	**139.48**	**60B12 7/8**	766092	**139.48**	**60B12 1**	766093	**117.51**	**60B12 1-1/8**	766094	**139.48**
60B12 1-1/4	766096	**139.48**	**60B12 1-7/16**	766097	**139.48**						
60B13 1-1/8	766101	**153.45**	**60B13 1-1/4**	766103	**153.45**	**60B13 1-3/8**	766104	**153.45**			
60B14 1	766109	**166.03**	**60B14 1-1/4**	766112	**166.03**	**60B14 1-3/8**	766113	**166.03**	**60B14 1-5/8**	766116	**166.03**
60B15 3/4	766117	**199.60**	**60B15 1-1/4**	766122	**199.60**	**60B15 1-1/2**	766125	**199.60**			
60B16 1	766130	**217.78**	**60B16 1-1/4**	766133	**217.78**						
60B18 1-3/16	766152	**261.12**	**60B18 1-1/4**	766153	**261.12**						
60B19 1-5/8	766167	**283.49**	**60B19 1-15/16**	766169	**283.49**						
60B20 1-1/8	766171	**308.66**	**60B20 1-1/4**	766173	**308.66**	**60B20 1-1/2**	766176	**308.66**	**60B20 1-15/16**	766179	**308.66**
60B24 1-1/2	766183	**428.88**	**60B24 1-3/4**	766184	**465.22**	**60B24 1-15/16**	766185	**465.22**			
60B30 1	766186	**465.22**	**60B30 1-1/2**	766189	**546.31**	**60B30 1-15/16**	766190	**574.28**			

STAINLESS STEEL BORED TO SIZE SPROCKETS FOR 80 CHAIN

Under 7-1/2" Sprockets are 1040 Carbon Bar Steel.
Over 7-1/2" Sprockets are 1040 Plate Steel.

		80SS			80SS			80SS			80SS
80B10 1	766191	**$210.78**									
80B13 1-1/2	766218	**308.66**	**80B13 1-7/8**	766221	**308.66**						
80B14 1-1/2	766230	**364.57**	**80B14 1-5/8**	766231	**364.57**	**80B14 2**	766235	**364.57**			
80B15 1-1/4	766239	**426.09**									
80B18 1-1/4	766267	**579.86**	**80B18 1-3/8**	766268	**579.86**						
80B18 1-1/2	766270	**579.86**	**80B18 1-15/16**	766273	**579.86**	**80B18 2**	766274	**579.86**			
80B19 1-15/16	766280	**609.23**									
80B20 1-7/16	766282	**679.12**	**80B20 1-15/16**	766286	**679.12**	**80B20 2**	766287	**539.56**			

ASK FOR QUANTITY DISCOUNT *Prices subject to change without notice.*

 © Baum Hydraulics Corporation

PIX V BELTS

A-BELT	
Belt #	Net Price
A-35	5.07
A-36	5.22
A-37	4.17
A-38	4.20
A-39	5.64
A-40	5.80
A-41	5.94
A-42	6.09
A-43	6.23
A-44	6.37
A-45	4.97
A-46	6.67
A-47	6.80
A-48	6.97
A-49	5.40
A-50	7.24
A-51	7.38
A-52	7.53
A-53	5.77
A-54	7.84
A-55	6.00
A-56	8.10
A-57	7.96
A-58	8.40
A-59	8.54
A-60	8.70
A-61	8.21
A-62	9.00

A-BELT	
Belt #	Net Price
A-63	7.13
A-64	9.26
A-65	7.10
A-66	9.54
A-67	9.38
A-69	3.35
A-70	10.13
A-71	9.55
A-72	10.42
A-73	10.23
A-74	10.71
A-75	10.86
A-76	11.02
A-77	10.77
A-78	5.02
A-79	8.60
A-80	11.60
A-81	8.83
A-82	11.88
A-83	4.03
A-84	5.41
A-85	9.26
A-86	12.46
A-87	9.50
A-88	12.76
A-89	4.31
A-90	13.03

B-BELT	
Belt #	Net Price
B-36	7.54
B-37	7.75
B-38	7.69
B-39	7.90
B-40	8.36
B-41	8.60
B-42	8.80
B-43	8.36
B-44	9.23
B-45	9.44
B-46	9.64
B-47	9.84
B-48	10.06
B-49	9.91
B-50	10.48
B-51	9.93
B-52	10.90
B-53	11.11
B-54	11.31
B-55	11.13
B-56	11.73
B-57	11.54
B-58	12.16
B-59	12.37
B-60	12.58
B-61	12.78
B-62	13.01
B-63	13.20

B-BELT	
Belt #	Net Price
B-64	13.41
B-65	13.63
B-66	13.36
B-67	13.56
B-68	14.26
B-69	13.98
B-70	14.67
B-71	14.87
B-72	15.10
B-73	15.30
B-74	14.98
B-75	15.72
B-76	15.40
B-77	16.13
B-78	16.36
B-79	16.56
B-80	16.78
B-81	16.98
B-82	16.60
B-83	17.40
B-84	17.00
B-85	17.83
B-86	17.41
B-87	18.24
B-88	18.45
B-89	18.66
B-90	18.86
B-91	14.03

B-BELT	
Belt #	Net Price
B-92	18.64
B-93	19.50
B-94	14.50
B-95	19.90
B-100	21.30
B-101	17.00
B-102	6.98
B-103	21.94
B-104	16.86
B-105	21.51
B-106	23.39
B-107	7.70
B-108	23.01
B-109	16.80
B-110	17.83
B-112	23.86
B-113	7.73
B-114	17.56
B-115	18.63
B-116	24.71
B-117	18.03
B-118	8.07
B-119	18.33
B-120	24.58

- C Belts are also available. Please call for price list.
- Banded Belts are also available. Please call for price list.
- Torque Flex also available XT Series

PRECISE BORED TO SIZE A-B SHEAVES

BORED TO SIZE STEEL WITH HUB, KEYWAY and SET SCREW
Can be Stacked Together for Banded Belt

FOR A OR B

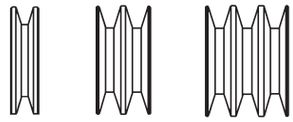

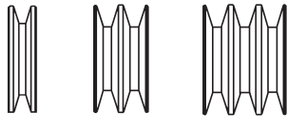

ONE GROOVE A OR B SHEAVES

Outside Diam. Inches	Sheave Number	Our Sequence Number	Per Each	Sheave Number	Our Sequence Number	Per Each	Sheave Number	Our Sequence Number	Per Each
2.50	**041-4008-1/2**	189208	**$16.07**	**041-4010-5/8**	189210	**$16.07**	**041-4012-3/4***	189211	**$16.07**
	041-4014-7/8	189212	**16.07**	**041-4016-1***	189213	**16.07**			**....**
2.75	**041-4408-1/2**	189214	**6.90**	**041-4410-5/8**	189215	**19.21**	**041-4412-3/4**	189216	**15.88**
	041-4414-7/8	189217	**19.18**	**041-4416-1**	189218	**15.88**	**041-4418-1-1/8***	1892185	**19.17**
3.00	**041-4808-1/2**	189219	**18.25**	**041-4810-5/8**	189220	**22.05**	**041-4812-3/4**	189221	**22.05**
	041-4814-7/8	189222	**22.05**	**041-4816-1***	189223	**22.05**	**041-4818-1-1/8**	189224	**22.05**
3.25	**041-5210-5/8**	189226	**20.50**	**041-5212-3/4**	189227	**17.83**	**041-5214-7/8**	189228	**24.81**
	041-5216-1	189229	**20.50**	**041-5218-1-1/8**	189230	**24.79**			
3.50	**041-5608-1/2**	189231	**28.23**	**041-5610-5/8**	189232	**28.23**	**041-5612-3/4**	189233	**28.23**
	041-5614-7/8	189234	**28.23**	**041-5616-1**	189235	**23.37**	**041-5618-1-1/8**	189236	**28.23**
3.75	**041-6010-5/8**	189238	**30.97**	**041-6012-3/4**	189239	**....**	**041-6014-7/8**	189240	**30.97**
	041-6016-1	189241	**25.62**	**041-6018-1-1/8**	189242	**30.97**			
4.00	**041-6408-1/2**	189243	**13.94**	**041-6410-5/8**	189244	**27.87**	**041-6412-3/4**	189245	**33.67**
	041-6414-7/8	189251	**33.57**	**041-6416-1**	189252	**33.67**	**041-6418-1-1/8**	189253	**27.87**
4.25	**041-6814-7/8**	189254	**26.84**	**041-6816-1**	189255	**26.84**	**041-7216-1**	189258	**42.99**
4.50	**041-7218-1-1/8**	189259	**42.99**						
				TWO GROOVE A OR B SHEAVES					
3	**042-4810-5/8**	189262	**$27.93**	**042-4814-7/8**	189263	**$33.77**	**042-4818-1-1/8**	189264	**$33.77**
	042-4822-1-3/8*	189265	**33.77**						
3-1/4	**042-5218-1-1/8**	189266	**35.96**	**042-5222-1-3/8***	189267	**35.96**			
3-1/2	**042-5618-1-1/8**	189268	**39.58**	**042-5622-1-3/8**	189269	**39.58**			
				THREE GROOVE A OR B SHEAVES					
3	**043-4818-1-1/8**	189272	**$50.65**	**043-4822-1-3/8***	189273	**$50.65**			
3-1/4			**....**	**043-5222-1-3/8***	189275	**54.33**			
3-1/2	**043-5618-1-1/8**	189276	**56.50**	**043-5622-1-3/8**	189277	**56.50**			

*Set screws are 90 & 180 degrees to keyway

INSTALLATION AND REMOVAL OF SHEAVES

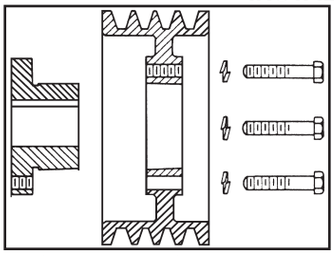

Standard Mounting Assembly
Figure 1

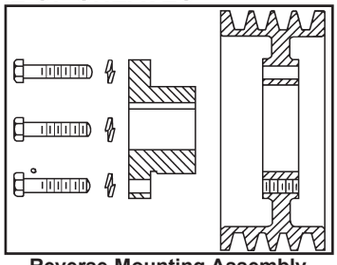

Reverse Mounting Assembly
Figure 2

INSTALLATION

1. Make sure the bore of the sheave and the tapered cone surface of the bushing are free of all the foreign substances such as paint, dirt, lubricants, etc. **Do not use lubricants on installation.**
2. Assemble bushing and sheave as shown above in Figures 1 and 2, whichever applies. With cap screws loosely inserted, the bushing remains fully expanded to assume a sliding fit on the shaft. Note: When installing bushings M thru S, locate the extra holes in the hub as far as possible from the bushing's saw cut in order to reduce the possibility of bushing flange breakage. **CAUTION: Do not use lubricants on screw threads or tapered surfaces.**
3. With key on shaft, slide sheave assembly to its desired position with cap screw heads on the outside. **(Exception:** Some shaft lengths may require the sheaves to be reversed with the cap screw heads to the inside - see figure 2).
4. Line up the sheave assembly and tighten cap screws evenly and progressively to the torque value listed in the table. Never allow the sheave to be drawn in contact with the bushing flange. There should be a gap of 1/8" to 1/4" between the sheave hub and bushing flange. If the gap is closed, the shaft is seriously undersize.
5. Tighten the set screw to hold the key securely on the shaft during operation.

CAUTION: When mounting a "FUL-GRIP" bushing, the tightening force on the screws is multiplied many times by the wedging action of the tapered surface. This action compresses the bushing for a snug fit on the shaft. If extreme screw tightening force or lubricants are applied in mounting the "FUL-GRIP" bushing, bursting pressures will be created in the hub of the mounted sheave which may cause it to crack.

REFER TO THE RECOMMENDED TORQUE RATINGS.

REMOVAL

1. Loosen and remove cap screws.
2. Insert cap screws in tapped removal holes and starting with bolt farthest from sawcut on bushing, tighten evenly and progressively until sheave is loose on the bushing. If sheaves in Figure 2 are installed with cap screw heads next to the motor, loosen cap screws and use a wedge between the bushing and the sheave.
3. Remove sheave and bushing.

CAUTION: Excessive or unequal pressure on the jack screws can break the bushing flange.

WRENCH TORQUE VALUES FOR TIGHTENING BUSHINGS

Bushing	Wrench Torque (In.-Lbs.)	Wrench Length (Inches)	Wrench Pull (Pounds)
JA	60	4	15
SH	108	4	27
SDS	108	4	27
SD	108	4	27
SK	180	6	30
SF	360	6	60
E	720	12	60
F	900	12	75
J	1620	12	135
M	2700	15	180
N	3600	15	240
P	5400	18	300
W	7200	24	300
S	9000	30	300

ASK FOR QUANTITY DISCOUNT ***Prices subject to change without notice.***

BAUM HYDRAULICS CORPORATION
1-800-228-9222 / e-mail: sales@baumhydraulics.com
Fax: 1-800-832-2522 / www.baumhydraulics.com / © Baum Hydraulics Corporation

*** Same as Browning 2BK Series**

BORED TO SIZE A-B SHEAVES

BORED TO SIZE CAST IRON WITH HUB, KEYWAY and SET SCREW
BOTH CAST IRON AND UNWELDED ASSEMBLIES
AVAILABLE IN HEAVY, MEDIUM AND LIGHT SPUN STEEL

3/8, 7/16, 1/2, 9/16 BORE HAVE NO KEYWAY

B BELT



FOR A OR B

A BELT

TO REPLACE "A" SHEAVES USE **CROSS** Reference **BELOW**

Pully Outside Diam. Inches	Pitch Diam. 'B' Belts Inches	Sheave Number	Our Sequence Number	Per Each	Sheave Number	Our Sequence Number	Per Each	Sheave Number	Our Sequence Number	Per Each	Replaces 'A' ONLY Outside Diam.	Pitch Diam. 'A' Belts Inches
					TWO GROOVE A-B SHEAVES							
					SOLID TYPE							
2.50	2.1	**D4250-1/2**	864938	**$27.32**	**D4250-5/8**	864940	**$34.88**	**D4250-3/4**	864942	**$39.16**	2.00	1.7
		D4250-7/8	864944	**33.19**	**D4250-1**	864946	**39.18**					
2.80	2.4	**D4280-5/8**	865323	**28.67**	**D4280-3/4**	865325	**44.46**	**D4280-7/8**	865327	**32.29**	2.25	2.0
		D4280-1	865329	**35.63**	**D4280-1-1/8**	865331	**44.46**					
3.00	2.6	**D4300-1/2**	864950	**33.30**	**D4300-5/8**	864952	**44.22**	**D4300-3/4**	864954	**39.38**	2.50	2.2
		D4300-7/8	864956	**49.16**	**D4300-1**	864958	**44.21**	**D4300-1-1/8**	864960	**49.15**		
3.20	2.8	**D4320-5/8**	865333	**38.05**	**D4320-3/4**	865335	**38.05**	**D4320-7/8**	865337	**38.05**	2.65	2.4
		D4320-1	865339	**38.06**	**D4320-1-1/8**	865341	**47.17**	**D4320-1-3/8**	8653412	**42.00**		
3.40	3.0	**D4340-5/8**	865343	**26.07**	**D4340-3/4**	865345	**49.28**	**D4340-7/8**	865347	**49.28**	2.85	2.6
		D4340-1	865349	**39.76**	**D4340-1-1/8**	865351	**49.28**	**D4340-1-1/4**	865352	**39.76**		
3.60	3.2	**D4360-1/2**	864962	**23.49**	**D4360-5/8**	864964	**51.38**	**D4360-3/4**	864966	**37.60**	3.05	2.8
		D4360-7/8	864968	**41.46**	**D4360-1**	864970	**51.38**	**D4360-1-1/8**	864972	**51.38**		
3.80	3.4	**D4380-5/8**	865353	**42.63**	**D4380-3/4**	865355	**44.80**	**D4380-7/8**	865357	**42.63**	3.25	3.0
		D4380-1	865359	**52.86**	**D4380-1-1/8**	865361	**47.07**					
4.00	3.6	**D4400-5/8**	864974	**55.38**	**D4400-3/4**	864976	**55.38**	**D4400-1**	864980	**55.38**	3.50	3.2
		D4400-1-1/8	864982	**49.32**	**D4400-1-1/4**	864983	**61.57**					
4.20	3.8	**D4420-1**	8653614	**59.37**	**D4420-1-1/8**	8653615	**53.25**	**D4420-1-1/4**	8653616	**49.31**	3.70	3.4
4.40	4.0	**D4440-7/8**	8653622	**62.97**	**D4440-1**	8653623	**60.01**	**D4440-1-1/8**	8653624	**53.43**	3.90	3.6
4.60	4.2	**D4460-7/8**	864988	**64.96**	**D4460-1**	864990	**58.45**	**D4460-1-1/8**	864992	**49.95**	4.10	3.8
4.80	4.4	**D4480-7/8**	865365	**51.65**	**D4480-1**	865367	**48.21**	**D4480-1-1/8**	865369	**48.21**	4.25	4.0
5.00	4.6	**D4500-1**	865000	**65.70**	**D4500-1-1/8**	865002	**53.00**	**D4500-1-1/4**	865004	**73.02**	4.50	4.2
5.20	4.8	**D4520-1**	865375	**55.74**	**D4520-1-1/8**	865377	**48.17**	**D4520-1-1/4**	865379	**48.17**	4.70	4.4
5.40	5.0	**D4540-7/8**	865383	**58.76**	**D4540-1**	865385	**63.01**	**D4540-1-1/8**	- - - - -	**....**	4.90	4.6
					SPOKE TYPE							
5.60	5.2	**D4560-7/8**	865008	**60.84**	**D4560-1**	865010	**62.11**	**D4560-1-1/8**	865012	**51.11**	5.10	4.8
5.80	5.4	**D4580-7/8**	865389	**58.86**	**D4580-1**	865391	**55.99**	**D4580-1-1/8**	865393	**51.84**	5.25	5.0
6.00	5.6	**D4600-1**	865020	**84.27**	**D4600-1-1/8**	865022	**64.26**	**D4600-1-1/4**	865024	**52.87**	5.50	5.2
6.20	5.8	**D4620-7/8**	865395	**84.18**	**D4620-1**	865397	**60.44**	**D4620-1-1/8**	865399	**66.63**	5.70	5.4
6.40	6.0	**D4640-7/8**	865401	**59.04**	**D4640-1**	865403	**75.94**	**D4640-1-1/8**	865405	**59.04**	5.90	5.6
6.60	6.2	**D4660-7/8**	865407	**62.56**	**D4660-1**	865409	**67.55**	**D4660-1-1/8**	865411	**67.55**	6.10	5.8
6.80	6.4	**D4680-7/8**	865413	**65.79**	**D4680-1**	865415	**84.61**	**D4680-1-1/8**	865417	**74.69**	6.30	6.0
7.00	6.6	**D4700-7/8**	865028	**71.69**	**D4700-1**	865030	**89.67**	**D4700-1-1/8**	865419	**71.69**	6.50	6.2
7.20	6.8	**D4720-1**	865421	**77.04**	**D4720-1-1/8**	865423	**77.04**				6.70	6.4
7.80	7.4	**D4780-3/4**	865032	**84.77**	**D4780-1-1/8**	865038	**79.19**	**D4780-1-1/4**	865040	**80.70**	7.30	7.0
9.00	8.6	**D4900-1**	865046	**104.15**	**D4900-1-1/8**	865048	**104.15**	**D4900-1-1/4**	865050	**94.44**	8.50	8.2
9.80	9.4	**D4980-1**	865425	**103.16**	**D4980-1-1/4**	865427	**135.29**				9.30	9.0
10.80	10.4	**D5108-1**	865429	**115.90**	**D5108-1-1/8**	865430	**135.58**				10.30	10.0
11.40	11.0	**D5114-1**	865433	**133.73**	**D5114-1-1/4**	865435	**172.82**				10.90	10.6
					TWO GROOVE PRESS STEEL SHEAVE BLANK FOR WELD-ON HUB							
6.00	5.6	**D-W-60**	572178	**22.85**							5.50	5.2
10.00	9.6	**D-W-100**	572184	**33.46**							9.50	9.2
12.00	11.6	**D-W-120**	572190	**75.63**							11.50	11.2

					ONE GROOVE A or B SHEAVES							
					SPOKE TYPE							
4.80	4.4	**BC48-3/4**	865203	**$28.13**	**BC48-7/8**	865205	**$29.82**	**BC48-1**	865207	**$28.13**	4.30	4.0
5.00	4.6	**BC50-7/8**	864868	**25.64**	**BC50-1**	864870	**31.80**	**BC50-1-1/8**	864872	**28.51**	4.50	4.2
5.20	4.8	**BC52-3/4**	865213	**24.50**	**BC52-7/8**	865215	**30.03**	**BC52-1**	865217	**29.82**	4.70	4.4
5.40	5.0	**BC54-3/4**	865223	**38.61**	**BC54-7/8**	865225	**31.16**	**BC54-1**	865227	**27.52**	4.90	4.6
5.60	5.2	**BC56-7/8**	864882	**39.79**	**BC56-1**	864884	**.....**	**BC56-1-1/8**	864886	**39.79**	5.10	4.8
5.80	5.4	**BC58-7/8**	865233	**32.31**	**BC58-1**	865235	**32.31**	**BC58-1-1/8**	865237	**25.11**	5.30	5.0
6.00	5.6	**BC60-7/8**	864894	**....**	**BC60-1**	864896	**36.22**	**BC60-1-1/8**	864898	**34.12**	5.50	5.2
6.20	5.8	**BC62-7/8**	865243	**33.57**	**BC62-1**	865245	**30.46**	**BC62-1-1/8**	865247	**36.26**	5.70	5.4
6.40	6.0	**BC64-3/4**	865249	**46.59**	**BC64-7/8**	865251	**37.60**	**BC64-1**	865253	**33.19**	5.90	5.6
		BC64-1-1/8	865255	**33.19**	**BC64-1-1/4**	865256	**46.59**					
6.60	6.2	**BC66-7/8**	865259	**32.31**	**BC66-1**	865261	**34.88**	**BC66-1-1/8**	865263	**32.31**	6.10	5.8
6.80	6.4	**BC68-7/8**	865267	**42.11**	**BC68-1**	865269	**32.75**	**BC68-1-1/8**	865271	**32.75**	6.30	6.0
7.00	6.6	**BC70-7/8**	864906	**52.37**	**BC70-1**	864908	**52.37**	**BC70-1-1/8**	864910	**44.76**	6.50	6.2
7.20	6.8	**BC72-7/8**	865277	**35.25**	**BC72-1**	865279	**53.03**	**BC72-1-1/8**	865281	**38.07**	6.70	6.4
7.80	7.4	**BC78-7/8**	864916	**39.33**	**BC78-1**	864918	**54.80**	**BC78-1-1/8**	864920	**49.19**	7.30	7.0
		BC78-1-1/4	864922	**36.42**								
8.25	7.8	**BC83-7/8**	865285	**58.54**	**BC83-1**	865287	**52.12**	**BC83-1-1/8**	865289	**52.51**	7.70	7.4
9.00	8.6	**BC90-7/8**	865291	**46.54**	**BC90-1**	864932	**55.92**	**BC90-1-1/8**	865293	**51.76**	8.50	8.2
9.80	9.4	**BC98-1**	865295	**66.54**	**BC98-1-1/4**	865297	**59.69**				9.30	9.0
11.40	11.0	**BC114-1**	865299	**79.60**	**BC114-1-1/4**	865301	**71.39**				10.90	10.6
12.80	12.4	**BC128-1**	865307	**91.82**	**BC128-1-1/4**	865309	**102.05**				12.30	12.0
15.80	15.4	**BC158-1**	865315	**113.05**	**BC158-1-1/4**	865317	**128.06**				15.30	15.0
18.80	18.4	**BC188-1**	865319	**183.05**	**BC188-1-1/4**	865321	**132.87**				18.30	18.0

Other sizes available

Prices subject to change without notice. **ASK FOR QUANTITY DISCOUNT**

ONE GROOVE A-B SHEAVES

BOTH CAST IRON AND UNWELDED ASSEMBLIES
AVAILABLE IN HEAVY, MEDIUM AND LIGHT SPUN STEEL

B BELT



SPUN STEEL HEAVY DUTY

FOR A OR B

USE V, W & X HUBS
Listed on Page S19

SPOT WELDED ECONOMY LIGHT DUTY WELD-ON HUB

A BELT

SPUN STEEL WELD-ON HUB HEAVY DUTY 1/4" PLATE-
ORDER TWO FOR A DOUBLE

Pully Outside Diam. Inches	Pitch Diam. 'B' Belts Inches	Sheave Number	Our Sequence Number	Per Each	Sheave Number	Our Sequence Number	Per Each	Replaces 'A' ONLY Outside Diam.	Pitch Diam. 'A' Belts Inches
2.50	2.1	**SS250VAB Solid**	**- - - - -**	**....**				2.00	1.7
3.00	2.6	**SS300VAB Solid**	565580	**24.27**	**SS300VAB Press**		**$**	2.50	2.2
3.50	3.1				**SS350WAB Press**			3.00	2.7
4.00	3.6	**SS400WAB SS****	004008	**12.38**	**SS400WAB Press**	571328	**10.61**	3.50	3.2
4.50	4.1				**SS450WAB Press**	571392	**12.79**	4.00	3.7
5.00	4.6	**SS500WAB SS****	0040084	**14.69**	**SS500WAB Press**	571456	**13.33**	4.50	4.2
5.50	5.1				**SS550WAB Press**	571520	**13.87**	5.00	4.7
6.00	5.6	**SS600WAB SS****	0040088	**Call**	**SS600WAB Press**	571584	**14.42**	5.50	5.2
6.50	6.1				**SS650WAB Press**	571648	**16.32**	6.00	5.7
7.00	6.6	**SS700WAB SS****	004010	**24.56**	**SS700WAB Press**	571712	**16.87**	6.50	6.2
-----	----				**SS800WAB Press**	571776	**18.77**	7.50	7.2
9.00	8.6	**SS900WAB SS**	0040113	**40.08**	**SS900WAB Press**	571840	**22.58**	8.50	8.2
10.00	9.6	**SS100WAB SS****	004013	**47.28**	**SS100WAB Press**	571904	**25.84**	9.50	9.2
11.00	10.6				**SS110WAB Press**	571968	**17.14**	10.50	10.2
-----	----				**SS120WAB Press**	572032	**33.46**	11.50	11.2
14.00	13.6	**SS140WAB SS+**	004015	**84.90**	**SS140WAB Press**	572096	**43.25**	13.50	13.2
16.00	15.6				**SS160WAB Press**	572160	**55.50**	15.50	15.2

**5/32 Plate

*** Same as Browning BK Series**



FOR A OR B



BORED TO SIZE CAST IRON WITH HUB, KEYWAY and SET SCREW
3/8, 7/16, 1/2, 9/16 BORE HAVE NO KEYWAY
SOLID TYPE

Outside Diam. Inches	Pitch Diam. 'B' Belts Inches	Sheave Number	Our Sequence Number	Per Each	Sheave Number	Our Sequence Number	Per Each	Sheave Number	Our Sequence Number	Per Each	Replaces 'A' ONLY Outside Diam.	Pitch Diam. 'A' Belts Inches
2.00	1.7	**4200-1/2**	864798	**$14.32**	**4200-5/8**	864800	**$14.32**	**4200-3/4**	864802	**$14.32**	1.50	1.3
2.25	2.0	**4225-1/2**	865125	**15.16**	**4225-5/8**	865127	**16.85**	**4225-3/4**	865129	**13.51**	1.85	1.6
		4225-7/8	865131	**15.16**	**4225-1**	865133	**15.16**					
2.50	2.1	**4250-1/2**	- - - - -	**....**	**4250-5/8**	864806	**16.43**	**4250-3/4**	864808	**16.43**	2.00	1.7
		4250-7/8	864810	**16.43**	**4250-1**	864812	**16.43**					
2.60	2.2	**4260-1/2**	865135	**12.23**	**4260-5/8**	865137	**17.26**	**4260-3/4**	865139	**13.01**	2.10	1.8
		4260-7/8	865141	**17.26**	**4260-1**	865143	**15.39**					
3.00	2.6	**4300-1/2**	864814	**18.12**	**4300-5/8**	864818	**18.11**	**4300-3/4**	864820	**18.12**	2.50	2.2
		4300-7/8	864822	**18.11**	**4300-1**	864824	**18.11**	**4300-1-1/8**	864816	**18.11**		
3.20	2.8	**BC32-1/2**	865145	**18.53**	**BC32-5/8**	865147	**17.49**	**BC32-3/4**	865149	**18.53**	2.70	2.4
		BC32-7/8	865151	**20.61**	**BC32-1**	865153	**18.53**	**BC32-1-1/8**	865155	**18.53**		
3.40	3.0	**BC34-1/2**	865157	**15.23**	**BC34-3/4**	865161	**16.31**	**BC34-7/8**	865163	**18.01**	2.85	2.6
		BC34-1	865165	**16.31**								
3.60	3.2	**BC36-1/2**	864826	**18.71**	**BC36-5/8**	864828	**24.84**	**BC36-3/4**	864830	**24.85**	3.10	2.8
		BC36-7/8	864832	**24.85**	**BC36-1**	864834	**24.85**	**BC36-1-1/8**	864836	**21.06**		
3.80	3.4	**BC38-1/2**	865169	**14.37**	**BC38-5/8**	865171	**23.02**	**BC38-3/4**	865173	**21.92**	3.30	3.0
		BC38-7/8	865175	**24.36**	**BC38-1**	865177	**18.53**	**BC38-1-1/8**	865179	**30.18**		
4.00	3.6	**BC40-1/2**	864838	**28.22**	**BC40-5/8**	864840	**28.22**	**BC40-3/4**	864842	**26.64**	3.50	3.2
		BC40-7/8	864844	**28.22**	**BC40-1**	864846	**28.22**	**BC40-1-1/8**	864848	**28.22**		
4.20	3.8	**BC42-5/8**	865181	**28.65**	**BC42-3/4**	865183	**28.63**	**BC42-7/8**	865185	**25.69**	3.70	3.4
		BC42-1	865187	**25.69**	**BC42-1-1/8**	865189	**19.97**					
4.60	4.2	**BC46-7/8**	864856	**31.16**	**BC46-1**	864858	**31.17**	**BC46-1-1/8**	864860	**27.76**	4.10	3.8

 © Baum Hydraulics Corporation

BORED TO SIZE BAR STEEL NO HUB, WITH KEYWAY and SET SCREW



BOTH BAR STEEL AND UNWELDED ASSEMBLIES AVAILABLE IN HEAVY, MEDIUM AND LIGHT SPUN STEEL.

3/8, 7/16, 1/2, 9/16 BORE HAVE NO KEYWAY

TO REPLACE "A" SHEAVES **USE** CROSS Reference **BELOW**

Pully Outside Diam. Inches	Pitch Diam. 'B' Belts Inches	Sheave Number	Our Sequence Number	Per Each	Sheave Number	Our Sequence Number	Per Each	Sheave Number	Our Sequence Number	Per Each	Replaces 'A' ONLY Outside Diam.	Pitch Diam. 'A' Belts Inches
					SOLID TYPE							
2.40	2.0	**NH4240-1/2**	864743	**$13.87**	**NH4240-5/8**	864745	**$13.88**	**NH4240-3/4**	864747	**$8.09**	1.90	1.6
		NH4240-7/8	864749	**7.49**								
2.50	2.1	**NH4250-1/2**	864750	**14.98**	**NH4250-5/8**	864752	**18.57**	**NH4250-3/4**	864754	**12.06**	2.00	1.7
		NH4250-7/8	864756	**18.57**	**NH4250-1**	864758	**18.57**					
2.60	2.2	**NH4260-1/2**	865055	**14.17**	**NH4260-5/8**	865057	**20.90**	**NH4260-3/4**	865059	**14.17**	2.10	1.8
		NH4260-7/8	865061	**12.48**	**NH4260-1**	865063	**12.48**					
2.70	2.3	**NH4270-1/2**	865065	**22.25**	**NH4270-5/8**	865067	**20.02**	**NH4270-3/4**	865069	**14.36**	2.20	1.9
		NH4270-7/8	865071	**15.39**	**NH4270-1**	865073	**14.35**					
2.80	2.4	**NH4280-1/2**	865075	**13.58**	**NH4280-5/8**	865077	**13.58**	**NH4280-3/4**	865079	**14.66**	2.30	2.0
		NH4280-7/8	865081	**16.18**	**NH4280-1**	865083	**18.35**					
2.90	2.5	**NH4290-1/2**	865085	**16.36**	**NH4290-5/8**	865087	**13.73**	**NH4290-3/4**	865089	**16.36**	2.40	2.1
		NH4290-7/8	865091	**13.73**	**NH4290-1**	865093	**17.53**	**NH4290-1-1/8**	865095	**8.81**		
3.00	2.6	**NH4300-1/2**	864760	**19.87**	**NH4300-5/8**	864762	**21.06**	**NH4300-3/4**	864764	**18.74**	2.50	2.2
		NH4300-7/8	864766	**21.06**	**NH4300-1**	864768	**23.38**	**NH4300-1-1/8**	864770	**10.60**		
3.20	2.8	**NH4320-5/8**	865097	**11.24**	**NH4320-3/4**	865099	**18.91**	**NH4320-7/8**	865101	**22.31**	2.70	2.4
		NH4320-1	865103	**22.30**	**NH4320-1-1/8**	865105	**22.30**					
3.40	3.0	**NH4340-5/8**	865107	**21.37**	**NH4340-3/4**	865109	**....**	**NH4340-7/8**	865111	**19.23**	2.90	2.6
		NH4340-1	865113	**10.66**	**NH4340-1-1/8**	- - - - -	**....**					
3.60	3.2	**NH4360-1/2**	864774	**14.65**	**NH4360-5/8**	864776	**15.26**	**NH4360-3/4**	864778	**13.94**	3.10	2.8
		NH4360-7/8	- - - - -	**....**	**NH4360-1**	864782	**32.72**	**NH4360-1-1/8**	864784	**13.94**		
3.80	3.4	**NH4380-5/8**	865115	**31.11**	**NH4380-3/4**	865117	**24.38**	**NH4380-7/8**	865119	**24.38**	3.30	3.0
		NH4380-1	865121	**32.92**	**NH4380-1-1/8**	865123	**36.31**					
4.00	3.6	**NH4400-1/2**	864786	**27.02**	**NH4400-5/8**	864788	**40.68**	**NH4400-3/4**	864790	**40.68**	3.50	3.2
		NH4400-7/8	864792	**40.68**	**NH4400-1**	864794	**40.68**	**NH4400-1-1/8**	864796	**34.48**		

CAST IRON "QD" & TAPER LOCK SHEAVE BLANKS

Any Diameter, Any Bore - Interchangeable At Your Finger Tips

For "QD" Tapered Hubs To Fit - See Page S36 & S37

FOR "QD" INTERCHANGEABLE FULL SPLIT TAPERED HUBS

A "QD" SHEAVE BLANK WITH A "QD" HUB IS A READY-MADE SHEAVE

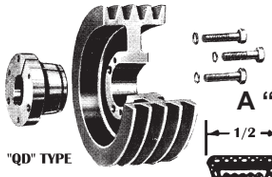

"QD" TYPE

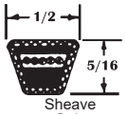

1 GROOVE "A-B" SHEAVE BLANKS Fits Both "A" AND "B" V-Belts

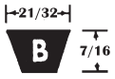



TAPER LOCK TYPE

Outside Diam. Inches	Pitch Diam. "B" Belts Inches	Pitch Diam. "A" Belts Inches	Sheave Only Wt. Lbs.	Q.D. Sheave Number	Max Bore Ins.	Our Sequence Number	Per Each 1BMSHV	Taper Lock Sheave Number	Bushing Type	Max Bore Ins.	Our Sequence Number	Per Each 1BMSHTL
3.75	3.4	3.0	1.2	**1B3.4SH**	1-11/16	872200	**$33.72**	**1B3.4TL**	1210	1-1/4	854180	**$53.53**
3.95	3.6	3.2	1.3	**1B3.6SH**	1-11/16	872203	**35.02**	**1B3.6TL**	1210	1-1/4	854182	**29.49**
4.15	3.8	3.4	1.6	**1B3.8SH**	1-11/16	872206	**37.39**	**1B3.8TL**	1610	1-5/8	854184	**44.30**
4.35	4.0	3.6	1.8	**1B4.0SH**	1-11/16	872209	**37.61**	**1B4.0TL**	1610	1-5/8	854186	**42.40**
4.55	4.2	3.8	2.0	**1B4.2SH**	1-11/16	872212	**38.91**	**1B4.2TL**	1610	1-5/8	854188	**43.85**
4.75	4.4	4.0	2.2	**1B4.4SH**	1-11/16	872215	**40.19**	**1B4.4TL**	1610	1-5/8	854190	**47.13**
4.95	4.6	4.2	2.4	**1B4.6SDS**	2	872218	**41.50**	**1B4.6TL**	1610	1-5/8	854192	**55.51**
5.15	4.8	4.4	2.6	**1B4.8SDS**	2	872220	**42.79**	**1B4.8TL**	1610	1-5/8	854194	**49.55**
5.35	5.0	4.6	2.8	**1B5.0SDS**	2	872221	**35.65**	**1B5.0TL**	1610	1-5/8	854196	**48.95**
5.55	5.2	4.8	3.1	**1B5.2SDS**	2	872224	**42.86**	**1B5.2TL**	1610	1-5/8	854198	**64.74**
5.75	5.4	5.0	3.4	**1B5.4SDS**	2	872227	**53.84**	**1B5.4TL**	1610	1-5/8	854200	**52.27**
5.95	5.6	5.2	3.6	**1B5.6SDS**	2	872230	**47.99**	**1B5.6TL**	1610	1-5/8	854202	**54.30**
6.15	5.8	5.4	3.9	**1B5.8SDS**	2	872232	**49.28**	**1B5.8TL**	1610	1-5/8	854204	**55.76**
6.35	6.0	5.6	4.1	**1B6.0SDS**	2	872233	**51.87**	**1B6.0TL**	1610	1-5/8	854206	**58.08**
6.55	6.2	5.8	4.5	**1B6.2SDS**	2	872235	**54.46**	**1B6.2TL**	1610	1-5/8	854208	**63.66**
6.75	6.4	6.0	3.8	**1B6.4SDS**	2	872236	**57.07**	**1B6.4TL**	1610	1-5/8	854210	**91.51**
6.95	6.6	6.2	4.3	**1B6.6SDS**	2	872238	**55.42**	**1B6.6TL**	1610	1-5/8	854212	**69.69**
7.15	6.8	6.4	4.4	**1B6.8SDS**	2	872239	**64.84**	**1B6.8TL**	1610	1-5/8	854214	**78.54**
7.35	7.0	6.6	5.0	**1B7.0SDS**	2	872240	**63.67**	**- - - -**	**- -**	**- -**	....	**....**
7.75	7.4	7.0	5.0	**1B7.4SDS**	2	872242	**72.61**	**1B7.4TL**	2517	2-1/2	854216	**81.31**
8.35	8.0	7.6	5.6	**1B8.0SDS**	2	872244	**75.21**	**- - - -**	**- -**	**- -**	....	**....**
8.95	8.6	8.2	6.2	**1B8.6SDS**	2	872245	**80.41**	**1B8.6TL**	2517	2-1/2	854218	**93.06**
9.75	9.4	9.0	6.5	**1B9.4SDS**	2	872248	**83.01**	**1B9.4TL**	2517	2-1/2	854220	**99.07**
11.35	11.0	10.6	9.0	**1B11.0SDS**	2	872251	**98.56**	**1B11.0TL**	2517	2-1/2	854222	**116.16**
12.75	12.4	12.0	9.9	**1B12.4SDS**	2	872254	**116.72**	**1B12.4TL**	2517	2-1/2	854224	**133.61**
13.95	13.6	13.2	13.4	**1B13.6SDS**	2	872253	**110.84**	**- - - -**	**- -**	**- -**	....	**....**
15.75	15.4	15.0	18.5	**1B15.4SK**	2-5/8	872255	**150.43**	**1B15.4TL**	2417	2-1/2	854226	**168.43**
16.35	16.0	15.6	18.2	**1B16.0SK**	2-5/8	872257	**176.36**	**- - - -**	**- -**	**- -**	....	**....**
18.75	18.4	18.0	20.7	**1B18.4SK**	2-5/8	872259	**202.30**	**- - - -**	**- -**	**- -**	....	**....**
20.35	20.0	18.6	23.7	**1B20.0SK***	2-5/8	....	**....**	**- - - -**	**- -**	**- -**	....	**....**

CAST IRON "HQ" SINGLE GROOVE SHEAVE BLANKS

3.15	2.8	2.4	- -	**BH32**	1-1/2	871900	**$29.46**
3.35	3.0	2.6	- -	**BH34**	1-1/2	871902	**22.82**
3.55	3.2	2.8	- -	**BH36**	1-1/2	871904	**19.77**

* DIRECT FROM FACTORY



Prices subject to change without notice. **ASK FOR QUANTITY DISCOUNT**

CAST IRON "QD" & TAPER LOCK SHEAVE BLANKS

Any Diameter, Any Bore - Interchangeable At Your Finger Tips

For "QD" Tapered Hubs To Fit - See Page S36 & S37

FOR "QD" INTERCHANGEABLE FULL SPLIT TAPERED HUBS

A "QD" SHEAVE BLANK WITH A "QD" HUB IS A READY-MADE SHEAVE

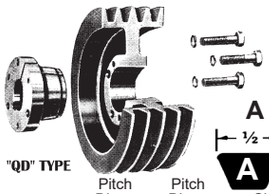



2 GROOVE "A-B" SHEAVE BLANKS Fits Both "A" AND "B" V-Belts

Outside Diam. Inches	Pitch Diam. "B" Belts Inches	Pitch Diam. "A" Belts Inches	Sheave Only Wt. Lbs.	Q.D. Sheave Number	Max Bore Ins.	Our Sequence Number	Per Each 2BMSHV	Taper Lock Sheave Number 2BMSHTL	Bushing Type	Max Bore Ins.	Our Sequence Number	Per Each
3.75	3.4	3.0	2.5	**2B3.4SH**	1-11/16	872263	**$49.28**	**2B3.4TL**	1210	1-1/4	854236	**$100.61**
3.95	3.6	3.2	2.7	**2B3.6SH**	1-11/16	872266	**51.87**	**2B3.6TL**	1210	1-1/4	854238	**58.66**
4.15	3.8	3.4	3.2	**2B3.8SH**	1-11/16	872269	**54.47**	**2B3.8TL**	1610	1-5/8	854240	**86.60**
4.35	4.0	3.6	2.9	**2B4.0SH**	1-11/16	872272	**57.06**	**2B4.0TL**	1610	1-5/8	854242	**66.06**
4.55	4.2	3.8	3.2	**2B4.2SH**	1-11/16	872275	**59.65**	**2B4.2TL**	1610	1-5/8	854244	**88.10**
4.75	4.4	4.0	3.6	**2B4.4SH**	1-11/16	872278	**62.24**	**2B4.4TL**	1610	1-5/8	854246	**69.11**
4.95	4.6	4.2	3.7	**2B4.6SDS**	2	872281	**64.84**	**2B4.6TL**	1610	1-5/8	854248	**72.60**
5.15	4.8	4.4	4.1	**2B4.8SDS**	2	872282	**67.44**	**2B4.8TL**	1610	1-5/8	854250	**136.23**
5.35	5.0	4.6	4.4	**2B5.0SDS**	2	872284	**70.03**	**2B5.0TL**	1610	1-5/8	854252	**81.07**
5.55	5.2	4.8	4.7	**2B5.2SDS**	2	872287	**72.62**	**2B5.2TL**	1610	1-5/8	854254	**94.87**
5.75	5.4	5.0	5.2	**2B5.4SDS**	2	872290	**75.21**	**2B5.4TL**	1610	1-5/8	854256	**83.51**
5.95	5.6	5.2	5.7	**2B5.6SDS**	2	872293	**77.81**	**2B5.6TL**	1610	1-5/8	854258	**90.07**
6.15	5.8	5.4	6.1	**2B5.8SDS**	2	872295	**80.41**	**2B5.8TL**	1610	1-5/8	854260	**114.68**
6.35	6.0	5.6	6.4	**2B6.0SDS**	2	872296	**83.00**	**2B6.0TL**	1610	1-5/8	854262	**130.72**
6.55	6.2	5.8	6.3	**2B6.2SDS**	2	872297	**85.59**	**2B6.2TL**	1610	1-5/8	854264	**95.83**
6.75	6.4	6.0	6.3	**2B6.4SDS**	2	872299	**88.19**	**2B6.4TL**	1610	1-5/8	854266	**138.90**
6.95	6.6	6.2	6.4	**2B6.6SDS**	2	872301	**89.48**	**2B6.6TL**	1610	1-5/8	854268	**103.58**
7.15	6.8	6.4	6.2	**2B6.8SDS**	2	872302	**90.78**	**2B6.8TL**	1610	1-5/8	854270	**101.64**
7.35	7.0	6.6	9.6	**2B7.0SK**	2-5/8	872304	**93.37**	**- - - -**	**- -**	**- -**	....	**....**
7.55	7.4	7.0	8.9	**2B7.4SK**	2-5/8	872305	**94.67**	**2B7.4TL**	2517	2-1/2	854272	**114.68**
8.35	8.0	7.6	10.5	**2B8.0SK**	2-5/8	872307	**107.69**	**- - - -**	**- -**	**- -**	....	**....**
8.95	8.6	8.2	10.6	**2B8.6SK**	2-5/8	872308	**98.56**	**2B8.6TL**	2517	2-1/2	854274	**112.38**
9.75	9.4	9.0	11.5	**2B9.4SK**	2-5/8	872311	**116.67**	**2B9.4TL**	2517	2-1/2	854276	**125.67**
11.35	11.0	10.6	13.9	**2B11.0SK**	2-5/8	872314	**119.31**	**2B11.0TL**	2517	2-1/2	854278	**136.19**
12.75	12.4	12.0	16.7	**2B12.4SK**	2-5/8	872317	**129.69**	**2B12.4TL**	2517	2-1/2	854280	**208.34**
13.95	13.6	13.2	18.6	**2B13.6SK**	2-5/8	872318	**155.62**	**- - - -**	**- -**	**- -**	....	**....**
15.75	15.4	15.0	22.1	**2B15.4SK**	2-5/8	872320	**217.87**	**2B15.4TL**	2517	2-1/2	854282	**252.20**
16.35	16.0	15.6	22.0	**2B16.0SK**	2-5/8	872322	**230.84**	**- - - -**	**- -**	**- -**	....	**....**
18.75	18.4	18.0	27.0	**2B18.4SK**	2-5/8	872323	**290.50**	**2B18.4TL**	2517	2-1/2	854284	**430.89**
20.35	20.0	19.6	33.5	**2B20.0SF***	2-15/16	....	**....**	**2B20.0TL***	3030	3	....	**....**
25.35	25.0	24.6	46.0	**2B25.0SF***	2-15/16	....	**....**	**2B25.0TL***	3020	3	....	**....**
30.35	30.0	29.6	55.0	**2B30.0SF***	2-15/16	....	**....**	**2B30.0TL***	3020	3	....	**....**
38.35	38.0	37.6	85.0	**2B38.0SF***	2-15/16	....	**....**	**- - - -**	**- -**	**- -**	....	**....**

2 GROOVE "HQ" SHEAVE BLANKS Fits "A" and "B" V-Belts

3.35	3.0	2.6		**DH4340**	1-1/2	872261	**39.04**
3.55	3.2	2.8		**DH4360**	1-1/2	872262	**48.71**

3 GROOVE "A-B" SHEAVE BLANKS Fits Both "A" AND "B" V-Belts

Outside Diam. Inches	Pitch Diam. "B" Belts Inches	Pitch Diam. "A" Belts Inches	Sheave Only Wt. Lbs.	Q.D. Sheave Number	Max Bore Ins.	Our Sequence Number	Per Each 3BMSHV	Taper Lock Sheave Number	Bushing Type	Max Bore Ins.	Our Sequence Number	Per Each 3BMSHTL
3.75	3.4	3.0	3.4	**3B3.4SH**	1-11/16	872335	**$57.06**	**3B3.4TL**	1210	1-1/4	854330	**$64.47**
3.95	3.6	3.2	3.8	**3B3.6SH**	1-11/16	872338	**59.66**	**3B3.6TL**	1210	1-1/4	854332	**68.24**
4.15	3.8	3.4	4.5	**3B3.8SH**	1-11/16	872341	**62.25**	**3B3.8TL**	1610	1-5/8	854334	**85.56**
4.35	4.0	3.6	3.9	**3B4.0SH**	1-11/16	872344	**74.78**	**3B4.0TL**	1610	1-5/8	854336	**76.56**
4.55	4.2	3.8	4.2	**3B4.2SH**	1-11/16	872347	**77.77**	**3B4.2TL**	1610	1-5/8	854338	**76.95**
4.75	4.4	4.0	4.7	**3B4.4SH**	1-11/16	872350	**80.77**	**3B4.4TL**	1610	1-5/8	854340	**81.31**
4.95	4.6	4.2	5.4	**3B4.6SD**	2	872353	**83.76**	**3B4.6TL**	1610	1-5/8	854342	**100.06**
5.15	4.8	4.4	6.1	**3B4.8SD**	2	872354	**75.21**	**3B4.8TL**	1610	1-5/8	854344	**84.21**
5.35	5.0	4.6	6.6	**3B5.0SD**	2	872356	**77.81**	**3B5.0TL**	1610	1-5/8	854346	**87.12**
5.55	5.2	4.8	7.3	**3B5.2SD**	2	872359	**71.58**	**3B5.2TL**	1610	1-5/8	854348	**92.63**
5.75	5.4	5.0	7.8	**3B5.4SD**	2	872362	**83.01**	**3B5.4TL**	2517	2-1/2	854350	**120.61**
5.95	5.6	5.2	8.1	**3B5.6SD**	2	872365	**98.71**	**3B5.6TL**	2517	2-1/2	854352	**141.34**
6.15	5.8	5.4	9.1	**3B5.8SD**	2	872366	**88.18**	**3B5.8TL**	2517	2-1/2	854354	**141.75**
6.35	6.0	5.6	9.1	**3B6.0SD**	2	872368	**90.78**	**3B6.0TL**	2517	2-1/2	854356	**105.70**
6.55	6.2	5.8	10.6	**3B6.2SD**	2	872369	**93.38**	**3B6.2TL**	2517	2-1/2	854358	**183.54**
6.75	6.4	6.0	11.3	**3B6.4SD**	2	872371	**79.66**	**3B6.4TL**	2517	2-1/2	854360	**112.38**
6.95	6.6	6.2	12.1	**3B6.6SD**	2	872373	**81.76**	**3B6.6TL**	2517	2-1/2	854362	**115.57**
7.15	6.8	6.4	11.6	**3B6.8SD**	2	872374	**92.36**	**3B6.8TL**	2517	2-1/2	854364	**122.49**
7.35	7.0	6.6	13.3	**3B7.0SK**	2-5/8	872375	**106.35**	**- - - -**	**- -**	**- -**	....	**....**
7.75	7.4	7.0	14.2	**3B7.4SK**	2-5/8	872377	**108.93**	**3B7.4TL**	2517	2-1/2	854366	**158.34**
8.35	8.0	7.6	13.5	**3B8.0SK**	2-5/8	872379	**114.12**	**- - - -**	**- -**	**- -**	....	**....**
8.95	8.6	8.2	14.7	**3B8.6SK**	2-5/8	872380	**124.49**	**3B8.6TL**	2517	2-1/2	854368	**143.74**
9.75	9.4	9.0	14.1	**3B9.4SK**	2-5/8	872383	**134.88**	**3B9.4TL**	2517	2-1/2	854370	**187.38**
11.35	11.0	10.6	17.5	**3B11.0SK**	2-5/8	872386	**160.82**	**3B11.0TL**	2517	2-1/2	854372	**189.14**
12.75	12.4	12.0	20.2	**3B12.4SK**	2-5/8	872389	**186.76**	**3B12.4TL**	2517	2-1/2	854374	**211.11**
13.95	13.6	13.2	24.1	**3B13.6SK**	2-5/8	872390	**202.31**	**- - - -**	**- -**	**- -**	....	**....**
15.75	15.4	15.0	26.8	**3B15.4SK**	2-5/8	872392	**259.37**	**3B15.4TL**	2517	2-1/2	854376	**290.39**
16.35	16.0	15.6	27.0	**3B16.0SK**	2-5/8	872393	**274.94**	**- - - -**	**- -**	**- -**	....	**....**
18.75	18.4	18.0	33.9	**3B18.4SK**	2-5/8	872395	**364.95**	**3B18.4TL**	2517	2-1/2	854378	**354.27**
20.35	20.0	19.6	39.5	**3B20.0SF***	2-15/16	....	**....**	**3B20.0TL***	3020	3	....	**....**
25.35	25.0	24.6	67.5	**3B25.0SF***	2-15/16	....	**....**	**3B25.0TL***	3030	3	....	**....**
30.35	30.0	29.6	76.0	**3B30.0SF***	2-15/16	....	**....**	**3B30.0TL***	3020	3	....	**....**
38.35	38.0	37.6	115.0	**3B38.0E***	3-1/2	....	**....**	**3B38.0TL***	3030	3	....	**....**

* DIRECT FROM FACTORY

ASK FOR QUANTITY DISCOUNT *Prices subject to change without notice.*

 © Baum Hydraulics Corporation

CAST IRON "QD" & TAPER LOCK SHEAVE BLANKS

Any Diameter, Any Bore - Interchangeable At Your Finger Tips

For "QD" Tapered Hubs To Fit - See Page S36 & S37

FOR "QD" INTERCHANGEABLE FULL SPLIT TAPERED HUBS

A "QD" SHEAVE BLANK WITH A "QD" HUB IS A READY-MADE SHEAVE

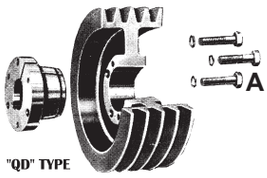



4 GROOVE "A-B" SHEAVE BLANKS Fits Both "A" AND "B" V-Belts

Outside Diam. Inches	Pitch Diam. "B" Belts Inches	Pitch Diam. "A" Belts Inches	Sheave Only Wt. Lbs.	Q.D. Sheave Number	Max Bore Ins.	Our Sequence Number	Per Each 4BMSHV	Taper Lock Sheave Number 4BMSHTL	Bushing Type	Max Bore Ins.	Our Sequence Number	Per Each
3.75	3.4	3.0	4.2	**4B3.4SD**	2	872407	**$83.00**	**4B3.4TL**	1210	1-1/4	854480	**$92.92**
3.95	3.6	3.2	4.9	**4B3.6SD**	2	872410	**85.59**	**4B3.6TL**	1210	1-1/4	854482	**164.59**
4.15	3.8	3.4	5.4	**4B3.8SD**	2	872413	**74.83**	**4B3.8TL**	1610	1-5/8	854484	**98.73**
4.35	4.0	3.6	5.2	**4B4.0SD**	2	872416	**90.78**	**4B4.0TL**	1610	1-5/8	854486	**101.64**
4.55	4.2	3.8	5.9	**4B4.2SD**	2	872419	**93.38**	**4B4.2TL**	1610	1-5/8	854488	**104.54**
4.75	4.4	4.0	6.6	**4B4.4SD**	2	872422	**95.98**	**4B4.4TL**	1610	1-5/8	854490	**107.44**
4.95	4.6	4.2	6.7	**4B4.6SD**	2	872425	**101.49**	**4B4.6TL**	1610	1-5/8	854492	**110.35**
5.15	4.8	4.4	7.3	**4B4.8SD**	2	872426	**110.32**	**4B4.8TL**	1610	1-5/8	854494	**113.25**
5.35	5.0	4.6	7.9	**4B5.0SD**	2	872428	**119.65**	**4B5.0TL**	1610	1-5/8	854496	**116.16**
5.55	5.2	4.8	8.5	**4B5.2SD**	2	872431	**100.40**	**4B5.2TL**	2517	2-1/2	854498	**119.06**
5.75	5.4	5.0	9.1	**4B5.4SD**	2	872434	**88.81**	**4B5.4TL**	2517	2-1/2	854500	**125.45**
5.95	5.6	5.2	10.0	**4B5.6SD**	2	872437	**111.53**	**4B5.6TL**	2517	2-1/2	854502	**148.72**
6.15	5.8	5.4	10.7	**4B5.8SD**	2	872438	**131.62**	**4B5.8TL**	2517	2-1/2	854504	**131.26**
6.35	6.0	5.6	11.5	**4B6.0SD**	2	872440	**102.89**	**4B6.0TL**	2517	2-1/2	854506	**163.34**
6.55	6.2	5.8	12.2	**4B6.2SD**	2	872441	**111.41**	**4B6.2TL**	2517	2-1/2	854508	**136.48**
6.75	6.4	6.0	12.9	**4B6.4SD**	2	872443	**135.79**	**4B6.4TL**	2517	2-1/2	854510	**188.51**
6.95	6.6	6.2	13.6	**4B6.6SD**	2	872444	**110.03**	**4B6.6TL**	2517	2-1/2	854512	**196.22**
7.15	6.8	6.4	14.5	**4B6.8SD**	2	872446	**109.96**	**4B6.8TL**	2517	2-1/2	854514	**153.91**
7.35	7.0	6.6	14.6	**4B7.0SK**	2-5/8	872447	**140.06**	**- - - -**	**- -**	**- -**	....	**....**
7.75	7.4	7.0	16.0	**4B7.4SK**	2-5/8	872449	**145.25**	**4B7.4TL**	2517	2-1/2	854516	**232.84**
8.35	8.0	7.6	15.3	**4B8.0SK**	2-5/8	872451	**164.07**	**- - - -**	**- -**	**- -**	....	**....**
8.95	8.6	8.2	16.8	**4B8.6SK**	2-5/8	872452	**130.00**	**4B8.6TL**	2517	2-1/2	854518	**260.63**
9.75	9.4	9.0	17.4	**4B9.4SK**	2-5/8	872455	**178.96**	**4B9.4TL**	2517	2-1/2	854520	**204.43**
11.35	11.0	10.6	20.6	**4B11.0SK**	2-5/8	872458	**197.13**	**4B11.0TL**	2517	2-1/2	854522	**227.37**
12.75	12.4	12.0	23.7	**4B12.4SK**	2-5/8	872461	**178.22**	**4B12.4TL**	2517	2-1/2	854524	**377.26**
13.95	13.6	13.2	28.6	**4B13.6SK**	2-5/8	872463	**264.57**	**- - - -**	**- -**	**- -**	....	**....**
15.75	15.4	15.0	32.4	**4B15.4SF**	2-15/16	872464	**335.03**	**4B15.4TL**	2517	2-1/2	854526	**331.04**
16.35	16.0	15.6	31.0	**4B16.0SF**	2-15/16	872465	**325.79**	**- - - -**	**- -**	**- -**	....	**....**
18.75	18.4	18.0	37.7	**4B18.4SF**	2-15/16	872467	**388.87**	**4B18.4TL**	2517	2-1/2	854528	**383.31**
20.35	20.0	19.6	51.0	**4B20.0SF***	2-15/16	....	**....**	**4B20.0TL***	3020	3	....	**....**
25.35	25.0	24.6	74.5	**4B25.0E***	3-1/2	....	**....**	**4B25.0TL***	3030	3	....	**....**
30.35	30.0	29.6	95.0	**4B30.0E***	3-1/2	....	**....**	**4B30.0TL***	3030	3	....	**....**
38.35	38.0	37.6	130.0	**4B38.0E***	3-1/2	....	**....**	**4B38.0TL***	3030	3	....	**....**

6 GROOVE "A-B" SHEAVE BLANKS Fits Both "A" AND "B" V-Belts

Outside Diam. Inches	Pitch Diam. "B" Belts Inches	Pitch Diam. "A" Belts Inches	Sheave Only Wt. Lbs.	Q.D. Sheave Number	Max Bore Ins.	Our Sequence Number	Per Each 6BMSHV	Taper Lock Sheave Number 6BMSHTL	Bushing Type	Max Bore Ins.	Our Sequence Number	Per Each
3.75	3.4	3.0	5.7	**6B3.4SD**	2	872479	**$103.61**	**- - - -**	**- -**	**- -**		**$....**
3.95	3.6	3.2	6.9	**6B3.6SD**	2	872482	**97.60**	**- - - -**	**- -**	**- -**		**....**
4.15	3.8	3.4	7.4	**6B3.8SD**	2	872485	**152.55**	**- - - -**	**- -**	**- -**		**....**
4.35	4.0	3.6	7.2	**6B4.0SD**	2	872488	**125.93**	**- - - -**	**- -**	**- -**		**....**
4.55	4.2	3.8	7.7	**6B4.2SD**	2	872491	**103.46**	**6B4.2TL**	1615	1-5/8	854620	**156.81**
4.75	4.4	4.0	8.6	**6B4.4SD**	2	872494	**107.36**	**6B4.4TL**	1615	1-5/8	854622	**251.28**
4.95	4.6	4.2	8.8	**6B4.6SD**	2	872497	**109.32**	**6B4.6TL**	1615	1-5/8	854624	**165.52**
5.15	4.8	4.4	9.7	**6B4.8SD**	2	872498	**126.45**	**- - - -**	**- -**	**- -**		**....**
5.35	5.0	4.6	10.5	**6B5.0SD**	2	872500	**118.98**	**6B5.0TL**	1615	2-1/2	854626	**171.33**
5.55	5.2	4.8	11.2	**6B5.2SD**	2	872503	**134.90**	**6B5.2TL**	1615	2-1/2	854628	**174.23**
5.75	5.4	5.0	11.3	**6B5.4SK**	2-5/8	872506	**126.88**	**6B5.4TL**	2517	2-1/2	854630	**175.69**
5.95	5.6	5.2	12.0	**6B5.6SK**	2-5/8	872509	**147.74**	**6B5.6TL**	2517	2-1/2	854632	**177.14**
6.15	5.8	5.4	12.9	**6B5.8SK**	2-5/8	872510	**137.55**	**- - - -**	**- -**	**- -**		**....**
6.35	6.0	5.6	13.7	**6B6.0SK**	2-5/8	872512	**122.98**	**- - - -**	**- -**	**- -**		**....**
6.55	6.2	5.8	14.5	**6B6.2SK**	2-5/8	872513	**126.88**	**- - - -**	**- -**	**- -**		**....**
6.75	6.4	6.0	15.7	**6B6.4SK**	2-5/8	872515	**178.92**	**6B6.4TL**	2517	2-1/2	854636	**197.46**
6.95	6.6	6.2	16.5	**6B6.6SK**	2-5/8	872516	**134.69**	**- - - -**	**- -**	**- -**		**....**
7.15	6.8	6.4	17.4	**6B6.8SK**	2-5/8	872518	**171.96**	**6B6.8TL**	2517	2-1/2	854638	**247.32**
7.35	7.0	6.6	18.1	**6B7.0SF**	2-15/16	872519	**146.40**	**- - - -**	**- -**	**- -**		**....**
7.75	7.4	7.0	19.7	**6B7.4SF**	2-15/16	872521	**226.29**	**6B7.4TL**	2517	2-1/2	854640	**337.13**
8.35	8.0	7.6	23.0	**6B8.0SF**	2-15/16	872523	**251.89**	**- - - -**	**- -**	**- -**		**....**
8.95	8.6	8.2	22.3	**6B8.6SF**	2-15/16	872524	**214.73**	**6B8.6TL**	2517	2-1/2	854642	**322.33**
9.75	9.4	9.0	23.8	**6B9.4SF**	2-15/16	872527	**255.15**	**6B9.4TL**	2517	2-1/2	854644	**336.85**
11.35	11.0	10.6	29.5	**6B11.0SF**	2-15/16	872530	**262.22**	**6B11.0TL**	2517	2-1/2	854646	**362.99**
12.75	12.4	12.0	32.9	**6B12.4SF**	2-15/16	872533	**315.54**	**6B12.4TL**	2517	2-1/2	854648	**404.28**
13.95	13.6	13.2	37.9	**6B13.6SF**	2-15/16	872534	**373.87**	**- - - -**	**- -**	**- -**		**....**
15.75	15.4	15.0	43.1	**6B15.4SF**	2-15/16	872536	**292.81**	**6B15.4TL**	2517	2-1/2	854650	**453.01**
16.35	16.0	15.6	43.5	**6B16.0SF**	2-15/16	872537	**463.91**	**- - - -**	**- -**	**- -**		**....**
18.75	18.4	18.0	56.4	**6B18.4SF**	2-15/16	872539	**520.49**	**6B18.4TL**	2517	2-1/2	854652	**528.51**
20.35	20.0	19.6	70.0	**6B20.0E***	3-1/2	....	**....**	**6B20.0TL***	3030	3		**....**
25.35	25.0	24.6	90.0	**6B25.0E***	3-1/2	....	**....**	**6B25.0TL***	3030	3		**....**
30.35	30.0	29.6	124.0	**6B30.0E***	3-1/2	....	**....**	**6B30.0TL***	3030	3		**....**
38.35	38.0	37.6	175.0	**6B38.0E***	3-1/2	....	**....**	**6B38.0TL***	3030	3		**....**

* DIRECT FROM FACTORY

Prices subject to change without notice. **ASK FOR QUANTITY DISCOUNT**

CAST IRON "QD" & TAPER LOCK SHEAVE BLANKS

Any Diameter, Any Bore - Interchangeable At Your Finger Tips

For "QD" Tapered Hubs To Fit - See Page S36 & S37

FOR "QD" INTERCHANGEABLE FULL SPLIT TAPERED HUBS

A "QD" SHEAVE BLANK WITH A "QD" HUB IS A READY-MADE SHEAVE

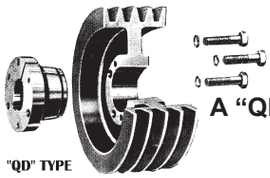

"QD" TYPE

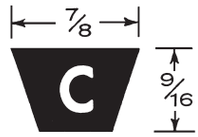



TAPER LOCK TYPE

1 GROOVE C SHEAVE BLANKS

Outside Diam. Inches	Pitch Diam. Inches	Sheaves Only Wt. Lbs.	Q.D. Sheave Number	Max Bore Ins.	Our Sequence Number	Per Each (1CMSHV)
7.4	7.0	9.9	**1C7.0SF**	2-15/16	872551	**$167.51**
7.9	7.5	11.0	**1C7.5SF**	2-15/16	872554	**138.54**
8.4	8.0	11.0	**1C8.0SF**	2-15/16	872557	**175.37**
8.9	8.5	11.6	**1C8.5SF**	2-15/16	872560	**155.01**
9.4	9.0	12.4	**1C9.0SF**	2-15/16	872563	**186.69**
9.9	9.5	12.6	**1C9.5SF**	2-15/16	872566	**203.41**
10.4	10.0	13.9	**1C10.0SF**	2-15/16	872569	**178.08**
10.9	10.5	14.2	**1C10.5SF**	2-15/16	872572	**227.33**
11.4	11.0	15.6	**1C11.0SF**	2-15/16	872575	**208.29**
12.4	12.0	16.6	**1C12.0SF**	2-15/16	872578	**275.21**
13.4	13.0	18.6	**1C13.0SF**	2-15/16	872581	**290.64**
14.4	14.0	20.5	**1C14.0SF**	2-15/16	872584	**367.73**
16.4	16.0	24.0	**1C16.0SF**	2-15/16	872587	**339.08**
18.4	18.0	26.6	**1C18.0SF**	2-15/16	872590	**176.25**
20.4	20.0	28.6	**1C20.0SF***	2-15/16	....	**....**
24.4	24.0	31.8	**1C24.0SF***	2-15/16	....	**....**

V-GROOVED SHEAVE BLANKS

See Weld-A-Sprocket Page. For Hubs

Sheave Number	Pitch Out-side Diam Ins.	Pitch Diam. "B" Belts Ins.	Diam "A" Belts Ins.	Wt. Lbs	Our Sequence Number	Per Each
SINGLE GROOVE "C" SHEAVE BLANKS- CSNGSHV						
C-40-W	4	3.6	3.2	1	- - - - -	**$....**
C-60-X	6	- -	- -	1-1/2	- - - - -	**....**
C-80-X	8	- -	- -	3	- - - - -	**....**
C-100-X	10	- -	- -	5	- - - - -	**....**
C-120-X	12	- -	- -	7	- - - - -	**....**

When ordering be sure sheave blanks are the same type as the hubs. For Example: No 3C8.0E sheave blank will fit ONLY Type "E" QD Hubs. For Example: No. 2C7.0TL sheave blank will fit ONLY Type "TL" Taper Lock Hubs.

2 GROOVE SHEAVE BLANKS

Outside Diam. Inches	Pitch Diam. Inches	Sheaves Only Wt. Lbs.	Q.D. Sheave Number	Max Bore Ins.	Our Sequence Number	Per Each (2CMSHV)	Taper Lock Sheave Number (2CMSHTL)	Bushing Type	Max. Bore Ins.	Our Sequence Number	Per Each
7.4	7.0	12.0	**2C7.0SF**	2-15/16	873599	**$176.25**	**2C7.0TL**	2517	2-1/2	851410	**$201.40**
7.9	7.5	14.2	**2C7.5SF**	2-15/16	873602	**164.70**	**2C7.5TL**	2517	2-1/2	851412	**209.64**
8.4	8.0	16.3	**2C8.0SF**	2-15/16	873605	**192.27**	**2C8.0TL**	2517	2-1/2	851414	**223.98**
8.9	8.5	18.4	**2C8.5SF**	2-15/16	873608	**179.23**	**2C8.5TL**	2517	2-1/2	851416	**227.95**
9.4	9.0	16.7	**2C9.0SF**	2-15/16	873611	**227.33**	**2C9.0TL**	2517	2-1/2	851418	**231.92**
9.9	9.5	17.7	**2C9.5SF**	2-15/16	873614	**156.16**	**2C9.5TL**	2517	2-1/2	851420	**244.12**
10.4	10.0	19.7	**2C10.0SF**	2-15/16	873617	**223.88**	**2C10.0TL**	2517	2-1/2	851422	**268.54**
10.9	10.5	20.4	**2C10.5SF**	2-15/16	873620	**239.13**	**2C10.5TL**	2517	2-1/2	851424	**286.85**
11.4	11.0	21.5	**2C11.0SF**	2-15/16	873623	**299.13**	**2C11.0TL**	2517	2-1/2	851426	**305.15**
2.4	12.0	23.0	**2C12.0SF**	2-15/16	873626	**314.09**	**2C12.0TL**	2517	2-1/2	851428	**326.52**
13.4	13.0	26.1	**2C13.0SF**	2-15/16	873629	**373.92**	**2C13.0TL**	2517	2-1/2	851430	**381.44**
14.4	14.0	28.7	**2C14.0SF**	2-15/16	873632	**381.87**	**2C14.0TL**	2517	2-1/2	851432	**411.96**
16.4	16.0	34.0	**2C16.0SF**	2-15/16	873635	**433.74**	**2C16.0TL**	2517	2-1/2	851434	**442.47**
18.4	18.0	28.6	**2C18.0SF**	2-15/16	873638	**302.57**	**2C18.0TL***	3020	3		**....**
20.4	20.0	46.0	**2C20.0SF***	2-15/16	....	**....**	**2C20.0TL***	3030	3		**....**
24.4	24.0	57.0	**2C24.0SF***	2-15/16	....	**....**	**2C24.0TL***	3020	3		**....**
27.4	27.0	90.0	**2C27.0F***	3-15/16	....	**....**	**- - - -**	**- -**	**- -**		**....**
30.4	30.0	79.0	**2C30.0F***	3-15/16	....	**....**	**- - - -**	**- -**	**- -**		**....**

3 GROOVE C SHEAVE BLANKS

Outside Diam. Inches	Pitch Diam. Inches	Sheaves Only Wt. Lbs.	Q.D. Sheave Number	Max Bore Ins.	Our Sequence Number	Per Each (3CMSHV)	Taper Lock Sheave Number (3CMSHTL)	Bushing Type	Max. Bore Ins.	Our Sequence Number	Per Each
5.4	5.0	9.0	**3C5.0SD**	2	873648	**$203.41**	**- - - -**	**- -**	**- -**		**$....**
6.0	5.6	10.2	**3C5.6SD**	2	873652	**175.53**	**- - - -**	**- -**	**- -**		**....**
6.4	6.0	9.7	**3C6.0SF**	2-15/16	873654	**155.31**	**- - - -**	**- -**	**- -**		**....**
7.4	7.0	14.9	**3C7.0SF**	2-15/16	873647	**174.37**	**3C7.0TL**	2517	2-1/2	851446	**222.76**
7.9	7.5	17.1	**3C7.5SF**	2-15/16	873650	**221.37**	**3C7.5TL**	2517	2-1/2	851448	**308.44**
8.4	8.0	20.6	**3C8.0E**	3-1/2	873653	**233.32**	**3C8.0TL**	2517	2-1/2	851450	**238.02**
8.9	8.5	23.5	**3C8.5E**	3-1/2	873656	**195.25**	**3C8.5TL**	2517	2-1/2	851452	**268.54**
9.4	9.0	27.0	**3C9.0E**	3-1/2	873659	**208.56**	**3C9.0TL**	2517	2-1/2	851454	**286.85**
9.9	9.5	29.8	**3C9.5E**	3-1/2	873662	**242.20**	**3C9.5TL**	2517	2-1/2	851456	**305.15**
10.4	10.0	30.5	**3C10.0E**	3-1/2	873665	**293.76**	**3C10.0TL**	2517	2-1/2	851458	**335.67**
10.9	10.5	30.5	**3C10.5E**	3-1/2	873668	**243.19**	**3C10.5TL**	2517	2-1/2	851460	**350.93**
11.4	11.0	37.5	**3C11.0E**	3-1/2	873671	**305.28**	**3C11.0TL**	2517	2-1/2	851462	**366.19**
12.4	12.0	37.0	**3C12.0E**	3-1/2	873674	**302.75**	**3C12.0TL**	3030	3	851464	**381.44**
13.4	13.0	41.0	**3C13.0E**	3-1/2	873677	**283.05**	**3C13.0TL**	3030	3	851466	**442.47**
14.4	14.0	44.0	**3C14.0E**	3-1/2	873680	**338.36**	**3C14.0TL**	3020	3	851468	**488.25**
16.4	16.0	48.0	**3C16.0E**	3-1/2	873683	**493.57**	**3C16.0TL**	3020	3	851470	**503.50**
18.4	18.0	55.0	**3C18.0E**	3-1/2	873686	**341.61**	**3C18.0TL**	3030	3	851472	**534.02**
20.4	20.0	58.0	**3C20.0E***	3-1/2	....	**....**	**3C20.0TL***	3030	3		**....**
24.4	24.0	77.0	**3C24.0E***	3-1/2	....	**....**	**3C24.0TL***	3030	3		**....**
27.4	27.0	101.0	**3C27.0F***	3-15/16	....	**....**	**- - - -**	**- -**	**- -**		**....**
30.4	30.0	129.0	**3C30.0F***	3-15/16	....	**....**	**3C30.0TL***	3030	3		**....**

* DIRECT FROM FACTORY

ASK FOR QUANTITY DISCOUNT *Prices subject to change without notice.*

CAST IRON "QD" & TAPER LOCK SHEAVE BLANKS

Any Diameter, Any Bore - Interchangeable At Your Finger Tips

For "QD" Tapered Hubs To Fit - See Page S36 & S37

FOR "QD" INTERCHANGEABLE FULL SPLIT TAPERED HUBS

A "QD" SHEAVE BLANK WITH A "QD" HUB IS A READY-MADE SHEAVE

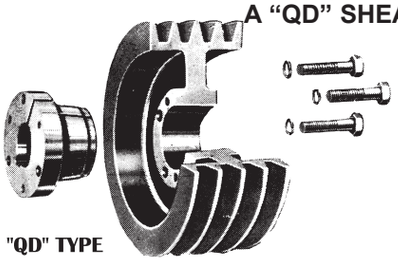

"QD" TYPE

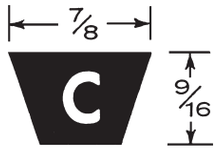

4 GROOVE C SHEAVE BLANKS



TAPER LOCK TYPE

Outside Diam. Inches	Pitch Diam. Inches	Sheaves Only Wt. Lbs.	Q.D. Sheave Number	Max Bore Ins.	Our Sequence Number	Per Each 4CMSHV	Taper Lock Sheave Number 4CMSHTL	Bushing Type	Max. Bore Ins.	Our Sequence Number	Per Each
5.4	5.0	11.0	**4C5.0SD**	2	873696	**$233.32**	**- - - -**	**- -**	**- -**		**$....**
6.0	5.6	12.4	**4C5.6SD**	2	873700	**154.21**	**- - - -**	**- -**	**- -**		**....**
6.4	6.0	11.4	**4C6.0SF**	2-15/16	873699	**239.31**	**- - - -**	**- -**	**- -**		**....**
7.4	7.0	18.5	**4C7.0SF**	2-15/16	873695	**208.60**	**4C7.0TL**	2517	1-3/4	851485	**253.28**
7.9	7.5	20.2	**4C7.5SF**	2-15/16	873698	**243.26**	**4C7.5TL**	2517	1-3/4	851487	**262.43**
8.4	8.0	23.3	**4C8.0E**	2-15/16	873701	**293.15**	**4C8.0TL**	2517	1-3/4	851489	**299.05**
8.9	8.5	27.3	**4C8.5E**	3-1/2	873704	**311.11**	**4C8.5TL**	2517	1-3/4	851491	**317.36**
9.4	9.0	30.7	**4C9.0E**	3-1/2	873707	**229.77**	**4C9.0TL**	2517	1-3/4	851493	**341.77**
9.9	9.5	34.5	**4C9.5E**	3-1/2	873710	**222.53**	**4C9.5TL**	2517	1-3/4	851495	**347.88**
10.4	10.0	37.5	**4C10.0E**	3-1/2	873713	**320.46**	**4C10.0TL**	2517	1-3/4	851497	**366.19**
10.9	10.5	36.0	**4C10.5E**	3-1/2	873716	**253.77**	**4C10.5TL**	2517	1-3/4	851499	**396.70**
11.4	11.0	38.5	**4C11.0E**	3-1/2	873719	**265.48**	**4C11.0TL**	2517	1-3/4	851501	**415.01**
12.4	12.0	42.5	**4C12.0E**	3-1/2	873722	**292.81**	**4C12.0TL**	3030	3	851503	**457.73**
13.4	13.0	48.0	**4C13.0E**	3-1/2	873725	**372.74**	**4C13.0TL**	3030	3	851505	**512.66**
14.4	14.0	52.0	**4C14.0E**	3-1/2	873728	**355.27**	**4C14.0TL**	3030	3	851507	**555.38**
16.4	16.0	56.0	**4C16.0E**	3-1/2	873731	**628.18**	**4C16.0TL**	3030	3	851509	**640.82**
18.4	18.0	66.0	**4C18.0E**	3-1/2	873734	**419.69**	**4C18.0TL**	3030	3	851511	**656.08**
20.4	20.0	76.0	**4C20.0E***	3-1/2		**....**	**4C20.0TL**	3030	3		**....**
24.4	24.0	99.0	**4C24.0E***	3-15/16		**....**	**4C24.0TL**	3030	3		**....**
27.4	27.0	116.0	**4C27.0F***	3-15/16		**....**	**- - - -**	**- -**	**- -**		**....**
30.4	30.0	148.0	**4C30.0F***	3-15/16		**....**	**4C30.0TL**	3535	3-1/2		**....**

6 GROOVE C SHEAVE BLANKS

								6CMSHV	6CMSHTL		
6.4	6.0		**6C6.0SF**	2-15/16	865453	**$257.99**	**- - - -**	**- -**	**- -**		**$....**
7.4	7.0	24	**6C7.0SF**	2-15/16	865455	**242.05**	**6C7.0TL**	3030	3	851525	**378.39**
7.9	7.5	26	**6C7.5SF**	2-15/16	865457	**257.67**	**6C7.5TL**	3030	3	851527	**402.80**
8.4	8.0	35	**6C8.0E**	3-1/2	865459	**296.06**	**6C8.0TL**	3030	3	851529	**435.76**
8.9	8.5	41	**6C8.5E**	3-1/2	865461	**281.10**	**6C8.5TL**	3030	3	851530	**439.42**
9.4	9.0		**6C9.0F**	3-15/16	865463	**288.90**	**6C9.0TL**	3030	3	851532	**451.63**
9.9	9.5		**6C9.5F**	3-15/16	865465	**308.42**	**6C9.5TL**	3030	3	851534	**482.14**
10.4	10.0		**6C10.0F**	3-15/16	865467	**320.14**	**6C10.0TL**	3030	3	851536	**500.45**
10.9	10.5		**6C10.5F**	3-15/16	865469	**327.95**	**6C10.5TL**	3030	3	851538	**521.81**
11.4	11.0		**6C11.0F**	3-15/16	865471	**347.47**	**6C11.0TL**	3030	3	851540	**552.33**
12.4	12.0		**6C12.0F**	3-15/16	865473	**390.41**	**6C12.0TL**	3030	3	851542	**610.31**
13.4	13.0		**6C13.0F**	3-15/16	865475	**433.36**	**6C13.0TL**	3030	3	851544	**677.44**
14.4	14.0		**6C14.0F**	3-15/16	865477	**507.53**	**6C14.0TL**	3535	3-1/2	851546	**732.37**
16.4	16.0		**6C16.0F**	3-15/16	865481	**507.53**	**6C16.0TL**	3535	3-1/2	851548	**793.40**
18.4	18.0		**6C18.0F**	3-15/16	865483	**546.58**	**6C18.0TL**	3535	3-1/2	851550	**888.00**
20.4	20.0		**6C20.0F**	3-15/16	865485	**605.14**	**6C20.0TL**	3535	3-1/2	851552	**991.75**
24.4	24.0		**6C24.0F**	3-15/16	865487	**702.74**	**6C24.0TL**	3535	3-1/2	851554	**1141.28**
27.4	27.0		**6C27.0J**	3-15/16	865489	**858.90**	**- - - -**	**- -**	**- -**		**....**
30.4	30.0		**6C30.0J**	4-1/2	865490	**1015.07**	**6C30.0TL**	4040	4	851556	**1617.32**

* DIRECT FROM FACTORY

"QD" HUBS STOCKED IN THESE SIZES

SEE PAGE S41 FOR PRICES OF THESE HUBS

Hub	Bore Sizes
JA	1/2, 9/16, 5/8, 11/16, 3/4, 13/16, 7/8, 15/16, 1, 1-1/16, 1-1/8, 1-3/16, 1-1/4
SH	1/2, 9/16, 5/8, 11/16,3/4, 13/16, 7/8, 15/16, 1, 1-1/16, 1-1/8, 1-3/16, 1-1/4, 1-5/16, 1-3/8, 1-7/16, 1-1/2, 1-9/16, 1-5/8
SDS	5/8, 11/16, 3/4, 13/16, 7/8, 15/16, 1, 1-1/16, 1-1/8, 1-3/16, 1-1/4, 1-5/16, 1-3/8, 1-7/16, 1-1/2, 1-9/16, 1-5/8, 1-11/16, 1-3/4, 1-13/16, 1-7/8, 1-15/16, 2
SD	1/2, 9/16, 5/8, 11/16, 3/4, 13/16, 7/8, 15/16, 1, 1-1/8, 1-3/16, 1-1/4, 1-5/16, 1-3/8, 1-7/16, 1-1/2, 1-9/16, 1-5/8, 1-11/16, 1-3/4, 1-13/16, 1-7/8, 1-15/16, 2
SK	1/2, 5/8, 11/16, 3/4, 13/16, 7/8, 15/16, 1, 1-1/16, 1-1/8, 1-3/16, 1-1/4, 1-5/16, 1-3/8, 1-7/16, 1-1/2, 1-9/16, 1-5/8, 1-11/16 1-3/4, 1-13/16, 1-7/8, 1-15/16, 2, 2-1/16, 2-1/8, 2-3/16, 2-1/4, 2-5/16, 2-3/8, 2-7/16, 2-1/2, 2-5/8
SF	1/2, 9/16, 5/8, 11/16, 3/4, 13/16, 7/8, 15/16, 1, 1-1/16, 1-1/8, 1-3/16, 1-1/4, 1-5/16, 1-3/8, 1-7/16, 1-1/2, 1-9/16, 1-5/8, 1-11/16, 1-3/4, 1-13/16, 1-7/8, 1-15/16, 2, 2-1/8, 2-3/16, 2-1/4, 2-3/8, 2-7/16, 2-1/2, 2-5/8, 2-11/16, 2-3/4, 2-7/8, 2-15/16
E	7/8, 1, 1-1/6, 1-1/8, 1-3/16, 1-1/4, 1-5/16, 1-3/8, 1-7/16, 1-1/2, 1-9/16, 1-5/8, 1-11/16, 1-3/4, 1-13/16, 1-7/8, 1-15/16, 2 2-1/16, 2-1/8, 2-3/16, 2-1/4, 2-5/16, 2-3/8, 2-7/16, 2-1/2, 2-5/8, 2-11/16, 2-3/4, 2-13/16, 2-7/8, 2-15/16, 3 to 3-1/2

NEW TYPE 3V CAST IRON "QD" AND TAPER LOCK SHEAVE BLANKS
FOR "QD" INTERCHANGEABLE FULL SPLIT TAPERED HUBS
A "QD" SHEAVE BLANK WITH A "QD" SHEAVE BLANK WITH A "QD" HUB IS A READY-MADE SHEAVE

Any Diameter, Any Bore - Interchangeable At Your Finger Tips
For "QD" Tapered Hubs to Fit - See Page S36 & S37
New Type 3V SHEAVE BLANKS are Better, Stronger, Cheaper, Smaller, Lighter, more Compact, Modern.



"QD" TYPE

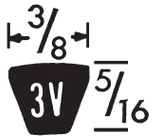



TAPER LOCK TYPE

STANDARD MOUNT OR REVERSE MOUNT

The exclusive design of "QD" Hubs allows mounting in either of two positions: Standard Mounting - with hub next to an obstruction. Reverse Mounting - with sheave next to an obstruction. Cap screws are always on the outside where they are easily accessible.

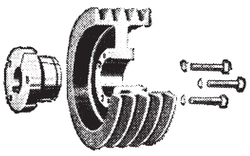

Fig. 1 - Standard Mounting

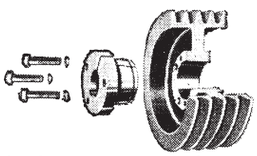

Fig. 2 - Reverse Mounting

Standard Keyways

Hub	Keyway	Hub	Keyway
1/2 - 9/16	1/8"	1-7/16 - 1-3/4	3/8
5/8 - 7/8	3/16	1-13/16 - 2-1/4	1/2
15/16 - 1-1/4	1/4	2-5/16 - 2-3/4	5/8
1-5/16 - 1-3/8	5/16	2-13/16 - 3-1/4	3/4
		3-5/16 - 3-3/8	7/8

When ordering be sure sheave blanks are the same type as the hubs. For example: No.3C8.0E sheave blank will fit ONLY Type "E" QD Hubs. For example: No. 2C7.0TL sheave blank will fit ONLY Type "TL" Taper Lock Hubs.

1 GROOVE 3V TYPE SHEAVE BLANKS

Outside Diam. Inches	Pitch Diam. Inches	Sheave Only Wt. Lbs.	Q.D. Sheave Number	Max Bore Ins.	Our Sequence Number	Per Each (13VSHV)	Taper Lock Sheave Number (13VSHTL)	Bushing Type	Max Bore Ins.	Our Sequence Number	Per Each
2.65	2.60	.5	**1GR3V2.65JA**	1-1/4	873753	**$21.86**	**1GR3V2.65TL**	1108	1-1/8	896754	**$33.39**
2.80	2.75	.6	**1GR3V2.80JA**	1-1/4	873756	**28.08**	**1GR3V2.80TL**	1108	1-1/8	896756	**34.85**
3.00	2.95	.8	**1GR3V3.00JA**	1-1/4	873759	**29.05**	**1GR3V3.00TL**	1108	1-1/8	896758	**35.43**
3.15	3.10	.9	**1GR3V3.15JA**	1-1/4	873762	**27.95**	**1GR3V3.15TL**	1108	1-1/8	896760	**37.17**
3.35	3.30	1.1	**1GR3V3.35JA**	1-1/4	873765	**25.77**	**1GR3V3.35TL**	1108	1-1/8	896762	**39.20**
3.65	3.60	1.3	**1GR3V3.65SH**	1-11/16	873766	**26.94**	**1GR3V3.65TL**	1610	1-5/8	896764	**40.65**
4.12	4.07	1.7	**1GR3V4.12SH**	1-11/16	873768	**34.88**	**1GR3V4.12TL**	1610	1-5/8	896766	**41.82**
4.50	4.45	2.1	**1GR3V4.50SH**	1-11/16	873771	**36.33**	**1GR3V4.50TL**	1610	1-5/8	896768	**45.94**
4.75	4.70	2.5	**1GR3V4.75SH**	1-11/16	873774	**31.23**	**1GR3V4.75TL**	1610	1-5/8	896770	**47.33**
5.00	4.95	2.8	**1GR3V5.00SH**	1-11/16	873777	**22.86**	**1GR3V5.00TL**	1610	1-5/8	896772	**51.95**
5.30	5.25	3.2	**1GR3V5.30SH**	1-11/16	873780	**35.14**	**1GR3V5.30TL**	1610	1-5/8	896774	**53.43**
5.60	5.55	3.2	**1GR3V5.60SH**	1-11/16	873783	**40.17**	**1GR3V5.60TL**	1610	1-5/8	896776	**56.34**
6.00	5.95	3.5	**1GR3V6.00SH**	1-11/16	873786	**44.37**	**1GR3V6.00TL**	1610	1-5/8	896778	**58.08**
6.50	6.45	3.9	**1GR3V6.50SH**	1-11/16	873787	**53.27**	**1GR3V6.50TL**	1610	1-5/8	896780	**63.89**
6.90	6.85	3.6	**1GR3V6.90SH**	1-11/16	873788	**50.75**	**1GR3V6.90TL**	1610	1-5/8	896782	**75.50**
8.00	7.95	5.2	**1GR3V8.00SDS**	2	873789	**89.74**	**1GR3V8.00TL**	2517	2-1/2	896784	**87.12**
10.60	10.55	8.0	**1GR3V10.60SDS**	2	873792	**110.93**	**1GR3V10.60TL**	2517	2-1/2	896786	**145.19**
14.00	13.95	13.5	**1GR3V14.00SK**	2-5/8	873795	**117.12**	**1GR3V14.00TL**	2517	2-1/2	896788	**177.14**
19.00	18.95	21.0	**1GR3V19.00SK***	2-5/8	....	**....**	**1GR3V19.00TL**	2517	2-1/2	896790	**290.39**

* DIRECT FROM FACTORY

2 GROOVE 3V TYPE SHEAVE BLANKS

Outside Diam. Inches	Pitch Diam. Inches	Sheave Only Wt. Lbs.	Q.D. Sheave Number	Max Bore Ins.	Our Sequence Number	Per Each (23VSHV)	Taper Lock Sheave Number (23VSTL)	Bushing Type	Max Bore Ins.	Our Sequence Number	Per Each
2.65	2.60	.8	**2GR3V2.65JA**	1-1/4	873801	**40.46**	**2GR3V2.65TL**	1108	1-1/8	896794	**65.77**
2.80	2.75	.9	**2GR3V2.80JA**	1-1/4	873804	**47.85**	**2GR3V2.80TL**	1108	1-1/8	896796	**48.20**
3.00	2.95	1.2	**2GR3V3.00JA**	1-1/4	873807	**49.05**	**2GR3V3.00TL**	1210	1-1/4	896798	**48.49**
3.15	3.10	1.3	**2GR3V3.15JA**	1-1/4	873810	**41.16**	**2GR3V3.15TL**	1210	1-1/4	896800	**50.24**
3.35	3.30	1.1	**2GR3V3.35SH**	1-11/16	873813	**42.63**	**2GR3V3.35TL**	1610	1-5/8	896802	**51.11**
3.65	3.60	1.5	**2GR3V3.65SH**	1-11/16	873814	**46.29**	**2GR3V3.65TL**	1610	1-5/8	896804	**54.63**
4.12	4.07	2.2	**2GR3V4.12SH**	1-11/16	873816	**53.41**	**2GR3V4.12TL**	1610	1-5/8	896806	**104.79**
4.50	4.45	2.7	**2GR3V4.50SH**	1-11/16	873819	**62.23**	**2GR3V4.50TL**	1610	1-5/8	896808	**74.52**
4.75	4.70	3.1	**2GR3V4.75SH**	1-11/16	873822	**71.80**	**2GR3V4.75TL**	1610	1-5/8	896810	**69.69**
5.00	4.95	3.4	**2GR3V5.00SH**	1-11/16	873825	**69.43**	**2GR3V5.00TL**	1610	1-5/8	896812	**129.67**
5.30	5.25	4.0	**2GR3V5.30SH**	1-11/16	873828	**59.89**	**2GR3V5.30TL**	1610	1-5/8	896814	**78.41**
5.60	5.55	3.6	**2GR3V5.60SH**	1-11/16	873831	**77.77**	**2GR3V5.60TL**	1610	1-5/8	896816	**81.31**
6.00	5.95	4.4	**2GR3V6.00SH**	1-11/16	873834	**64.16**	**2GR3V6.00TL**	1610	1-5/8	896818	**84.21**
6.50	6.45	5.0	**2GR3V6.50SDS**	2	873835	**70.99**	**2GR3V6.50TL**	1610	1-5/8	896820	**92.92**
6.90	6.85	4.5	**2GR3V6.90SDS**	2	873836	**99.00**	**2GR3V6.90TL**	1610	1-5/8	896822	**134.65**
8.00	7.95	6.6	**2GR3V8.00SDS**	2	873837	**70.27**	**2GR3V8.00TL**	2517	2-1/2	896824	**106.57**
10.60	10.55	11.4	**2GR3V10.60SK**	2-5/8	873840	**133.21**	**2GR3V10.60TL**	2517	2-1/2	896826	**159.71**
14.00	13.95	16.0	**2GR3V14.00SK**	2-5/8	873843	**193.01**	**2GR3V14.00TL**	2517	2-1/2	896828	**252.64**
19.00	18.95	23.0	**2GR3V19.00SK**	2-5/8	873846	**199.11**	**2GR3V19.00TL**	3030	3	896830	**296.20**

ASK FOR QUANTITY DISCOUNT ***Prices subject to change without notice.***

 © Baum Hydraulics Corporation

NEW TYPE 3V CAST IRON "QD" AND TAPER LOCK SHEAVE BLANKS
FOR "QD" INTERCHANGEABLE FULL SPLIT TAPERED HUBS
A "QD" SHEAVE BLANK WITH A "QD" SHEAVE BLANK WITH A "QD" HUB IS A READY-MADE SHEAVE

Any Diameter, Any Bore - Interchangeable At Your Finger Tips

For "QD" Tapered Hubs to Fit - See Page S36 & S37

New Type 3V SHEAVE BLANKS are Better, Stronger, Cheaper, Smaller, Lighter, more Compact, Modern.



"QD" TYPE

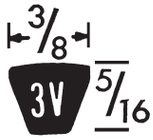



TAPER LOCK TYPE

Outside Diam. Inches	Pitch Diam. Inches	Sheave Only Wt. Lbs.	Q.D. Sheave Number	Max Bore Ins.	Our Sequence Number	Per Each	Taper Lock Sheave Number	Bushing Type	Max Bore Ins.	Our Sequence Number	Per Each
					3 GROOVE 3V TYPE SHEAVE BLANKS						
						33VSHV	33VSHTL				
2.65	2.60	1.0	**3GR3V2.65JA**	1-1/4	873849	**$44.55**	**3GR3V2.65TL**	1108	1-1/8	896836	**$66.47**
2.80	2.75	1.3	**3GR3V2.80JA**	1-1/4	873852	**36.70**	**3GR3V2.80TL**	1108	1-1/8	896838	**78.44**
3.00	2.95	1.6	**3GR3V3.00SH**	1-11/16	873855	**58.04**	**3GR3V3.00TL**	1210	1-1/4	896840	**74.63**
3.15	3.10	1.9	**3GR3V3.15SH**	1-11/16	873858	**56.57**	**3GR3V3.15TL**	1210	1-1/4	896842	**81.70**
3.35	3.30	1.7	**3GR3V3.35SH**	1-11/16	873861	**43.20**	**3GR3V3.35TL**	1610	1-5/8	896844	**59.82**
3.65	3.60	2.2	**3GR3V3.65SH**	1-11/16	873862	**63.42**	**3GR3V3.65TL**	1610	1-5/8	896846	**100.51**
4.12	4.07	2.6	**3GR3V4.12SH**	1-11/16	873864	**50.30**	**3GR3V4.12TL**	1610	1-5/8	896848	**63.89**
4.50	4.45	3.0	**3GR3V4.50SDS**	2	873867	**74.78**	**3GR3V4.50TL**	1610	1-5/8	896850	**75.06**
4.75	4.70	3.5	**3GR3V4.75SDS**	2	873870	**72.09**	**3GR3V4.75TL**	1610	1-5/8	896852	**81.07**
5.00	4.95	3.9	**3GR3V5.00SDS**	2	873873	**86.76**	**3GR3V5.00TL**	1610	1-5/8	896854	**130.12**
5.30	5.25	4.4	**3GR3V5.30SDS**	2	873876	**89.74**	**3GR3V5.30TL**	1610	1-5/8	896856	**87.12**
5.60	5.55	4.9	**3GR3V5.60SDS**	2	873879	**75.08**	**3GR3V5.60TL**	1610	1-5/8	896858	**90.02**
6.00	5.95	5.8	**3GR3V6.00SDS**	2	873882	**85.58**	**3GR3V6.00TL**	2517	2-1/2	896860	**95.83**
6.50	6.45	6.1	**3GR3V6.50SDS**	2	873883	**101.71**	**3GR3V6.50TL**	2517	2-1/2	896862	**101.64**
6.90	6.85	5.8	**3GR3V6.90SDS**	2	873884	**119.65**	**3GR3V6.90TL**	2517	2-1/2	896864	**141.42**
8.00	7.95	10.3	**3GR3V8.00SK**	2-5/8	873885	**111.52**	**3GR3V8.00TL**	2517	2-1/2	896866	**127.48**
10.60	10.55	13.4	**3GR3V10.60SK**	2-5/8	873888	**188.45**	**3GR3V10.60TL**	2517	2-1/2	896868	**182.95**
14.00	13.95	18.0	**3GR3V14.00SK**	2-5/8	873891	**222.81**	**3GR3V14.00TL**	2517	2-1/2	896870	**267.16**
19.00	18.95	29.0	**3GR3V19.00SF**	2-15/16	873894	**246.94**	**3GR3V19.00TL**	3030	3	896872	**313.62**
					4 GROOVE 3V TYPE SHEAVE BLANKS						
						43VSHV	43VSHTL				
2.65	2.60	1.3	**4GR3V2.65JA**	1-1/4	873897	**51.35**	**4GR3V2.65TL**	1108	1-1/8	896880	**62.72**
2.80	2.75	1.6	**4GR3V2.80JA**	1-1/4	873900	**41.77**	**4GR3V2.80TL**	1108	1-1/8	896882	**63.89**
3.00	2.95	1.9	**4GR3V3.00SH**	1-11/16	873903	**57.68**	**4GR3V3.00TL**	1210	1-1/4	896884	**66.34**
3.15	3.10	2.2	**4GR3V3.15SH**	1-11/16	873906	**67.01**	**4GR3V3.15TL**	1210	1-1/4	896886	**117.37**
3.35	3.30	2.1	**4GR3V3.35SH**	1-11/16	873909	**59.01**	**4GR3V3.35TL**	1610	1-5/8	896888	**67.37**
3.65	3.60	2.8	**4GR3V3.65SH**	1-11/16	873910	**42.61**	**4GR3V3.65TL**	1610	1-5/8	896890	**70.27**
4.12	4.07	3.0	**4GR3V4.12SH**	1-11/16	873912	**63.60**	**4GR3V4.12TL**	1610	1-5/8	896892	**73.47**
4.50	4.45	3.4	**4GR3V4.50SDS**	2	873915	**54.99**	**4GR3V4.50TL**	1610	1-5/8	896894	**131.17**
4.75	4.70	4.2	**4GR3V4.75SDS**	2	873918	**67.82**	**4GR3V4.75TL**	1610	1-5/8	896896	**83.05**
5.00	4.95	4.5	**4GR3V5.00SDS**	2	873921	**63.44**	**4GR3V5.00TL**	1610	1-5/8	896898	**87.12**
5.30	5.25	5.1	**4GR3V5.30SDS**	2	873924	**67.67**	**4GR3V5.30TL**	1610	1-5/8	896900	**92.92**
5.60	5.55	5.6	**4GR3V5.60SDS**	2	873927	**79.93**	**4GR3V5.60TL**	1610	1-5/8	896902	**95.83**
6.00	5.95	7.6	**4GR3V6.00SK**	2-5/8	873930	**74.02**	**4GR3V6.00TL**	2517	2-1/2	896904	**101.64**
6.50	6.45	9.4	**4GR3V6.50SK**	2-5/8	873931	**87.19**	**4GR3V6.50TL**	2517	2-1/2	896906	**106.57**
6.90	6.85	10.9	**4GR3V6.90SK**	2-5/8	873932	**104.31**	**4GR3V6.90TL**	2517	2-1/2	896908	**123.12**
8.00	7.95	11.6	**4GR3V8.00SK**	2-5/8	873933	**106.57**	**4GR3V8.00TL**	2517	2-1/2	896910	**170.91**
10.60	10.55	17.0	**4GR3V10.60SK**	2-5/8	873936	**191.45**	**4GR3V10.60TL**	2517	2-1/2	896912	**188.75**
14.00	13.95	21.0	**4GR3V14.00SK**	2-5/8	873939	**293.15**	**4GR3V14.00TL**	2517	2-1/2	896914	**284.58**
19.00	18.95	32.0	**4GR3V19.00SF**	2-15/16	873942	**245.96**	**4GR3V19.00TL**	3020	3	896916	**365.89**
					6 GROOVE 3V TYPE SHEAVE BLANKS						
						63VSHV	63VSHTL				
4.75	4.70	6.2	**6GR3V4.75SK**	2-5/8	873950	**125.64**	**6GR3V4.75TL**	2517	2-1/2	896924	**121.96**
5.00	4.95	5.8	**6GR3V5.00SK**	2-5/8	873952	**109.40**	**6GR3V5.00TL**	2517	2-1/2	896926	**124.87**
5.30	5.25	6.7	**6GR3V5.30SK**	2-5/8	873954	**85.89**	**6GR3V5.30TL**	2517	2-1/2	896928	**127.77**
5.60	5.55	7.9	**6GR3V5.60SK**	2-5/8	873956	**87.84**	**6GR3V5.60TL**	2517	2-1/2	896930	**130.68**
6.00	5.95	9.4	**6GR3V6.00SK**	2-5/8	873958	**137.59**	**6GR3V6.00TL**	2517	2-1/2	896932	**133.58**
6.50	6.45	11.1	**6GR3V6.50SK**	2-5/8	873960	**91.75**	**6GR3V6.50TL**	2517	2-1/2	896934	**140.55**
6.90	6.85	12.5	**6GR3V6.90SK**	2-5/8	873962	**109.32**	**6GR3V6.90TL**	2517	2-1/2	896936	**170.75**
8.00	7.95	13.8	**6GR3V8.00SK**	2-5/8	873964	**131.11**	**6GR3V8.00TL**	2517	2-1/2	896938	**189.04**
10.60	10.55	22.8	**6GR3V10.60SF**	2-15/16	873966	**140.55**	**6GR3V10.60TL**	2517	2-1/2	896940	**265.16**
14.00	13.95	27.0	**6GR3V14.00SF**	2-15/16	873968	**242.05**	**6GR3V14.00TL**	2517	2-1/2	896942	**1017.18**

Prices subject to change without notice. **ASK FOR QUANTITY DISCOUNT**

NEW TYPE 5V CAST IRON "QD" AND TAPER LOCK SHEAVE BLANKS
FOR "QD" INTERCHANGEABLE FULL SPLIT TAPERED HUBS
A "QD" SHEAVE BLANK WITH A "QD" SHEAVE BLANK WITH A "QD" HUB IS A READY-MADE SHEAVE

Any Diameter, Any Bore - Interchangeable At Your Finger Tips
For "QD" Tapered Hubs to Fit - See Page S36 & S37
New Type 5V SHEAVE BLANKS are Better, Stronger, Cheaper, Smaller, Lighter, more Compact, Modern.

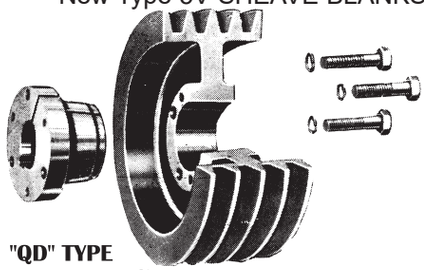

"QD" TYPE

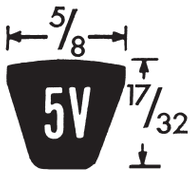



TAPER LOCK TYPE

Outside Diam. Inches	Pitch Diam. Inches	Sheave Only Wt. Lbs.	Q.D. Sheave Number	Max Bore Ins.	Our Sequence Number	Per Each	Taper Lock Sheave Number	Bushing Type	Max Bore Ins.	Our Sequence Number	Per Each
					2 GROOVE 5V TYPE SHEAVE BLANKS						
						25VSHV	25VSHTL				
4.40	4.30	3.1	**2GR5V4.40SH**	1-11/16	896960	**$88.41**	**- - - -**	- -	- -		**$....**
4.65	4.55	3.2	**2GR5V4.65SDS**	2	896962	**118.16**	**- - - -**	- -	- -		**....**
4.90	4.80	3.8	**2GR5V4.90SDS**	2	896964	**113.49**	**- - - -**	- -	- -		**....**
5.20	5.10	4.4	**2GR5V5.20SDS**	2	896966	**88.82**	**- - - -**	- -	- -		**....**
5.50	5.40	4.6	**2GR5V5.50SDS**	2	896968	**145.07**	**- - - -**	- -	- -		**....**
5.90	5.80	5.5	**2GR5V5.90SDS**	2	896970	**145.68**	**- - - -**	- -	- -		**....**
6.30	6.20	7.3	**2GR5V6.30SK**	2-5/8	896972	**154.15**	**- - - -**	- -	- -		**....**
6.70	6.60	8.7	**2GR5V6.70SK**	2-5/8	896974	**162.65**	**- - - -**	- -	- -		**....**
7.10	7.00	10.0	**2GR5V7.10SK**	2-5/8	896976	**117.12**	**2GR5V7.10TL**	2517	2-1/2	897230	**174.23**
7.50	7.40	11.5	**2GR5V7.50SK**	2-5/8	896978	**172.54**	**2GR5V7.50TL**	2517	2-1/2	897232	**177.14**
8.00	7.90	10.0	**2GR5V8.00SK**	2-5/8	896980	**150.17**	**2GR5V8.00TL**	2517	2-1/2	897234	**180.04**
8.50	8.40	11.4	**2GR5V8.50SK**	2-5/8	896982	**155.01**	**2GR5V8.50TL**	2517	2-1/2	897236	**185.85**
9.00	8.90	11.7	**2GR5V9.00SK**	2-5/8	896984	**132.74**	**2GR5V9.00TL**	2517	2-1/2	897238	**197.46**
9.25	9.15	12.5	**2GR5V9.25SK**	2-5/8	896986	**140.55**	**2GR5V9.25TL**	3020	3	897240	**211.11**
9.75	9.65	13.2	**2GR5V9.75SK**	2-5/8	896988	**144.45**	**2GR5V9.75TL**	3020	3	897242	**219.24**
10.30	10.20	14.7	**2GR5V10.30SK**	2-5/8	896990	**227.33**	**2GR5V10.30TL**	3020	3	897244	**227.37**
10.90	10.80	15.9	**2GR5V10.90SK**	2-5/8	896992	**188.91**	**2GR5V10.90TL**	3020	3	897246	**235.22**
11.30	11.20	16.1	**2GR5V11.30SK**	2-5/8	896994	**156.16**	**- - - -**	- -	- -		**....**
11.80	11.70	17.6	**2GR5V11.80SK**	2-5/8	896996	**196.18**	**2GR5V11.80TL**	3020	3	897248	**241.02**
12.50	12.40	19.5	**2GR5V12.50SF**	2-15/16	896998	**231.94**	**2GR5V12.50TL**	3020	3	897250	**243.93**
13.20	13.10	21.0	**2GR5V13.20SF**	2-15/16	897000	**171.78**	**2GR5V13.20TL**	3020	3	897252	**270.06**
14.00	13.90	22.8	**2GR5V14.00SF**	2-15/16	897002	**224.49**	**2GR5V14.00TL**	3020	3	897254	**333.95**
15.00	14.90	26.1	**2GR5V15.00SF**	2-15/16	897004	**247.42**	**2GR5V15.00TL**	3020	3	897256	**342.66**
16.00	15.90	29.2	**2GR5V16.00SF**	2-15/16	897006	**376.90**	**2GR5V16.00TL**	3020	3	897258	**374.60**
18.70	18.60	35.0	**2GR5V18.70SF**	2-15/16	897008	**317.21**	**- - - -**	- -	- -		**....**
					3 GROOVE 5V TYPE SHEAVE BLANKS						
						35VSHV	35VSHTL				
4.40	4.30	4.4	**3GR5V4.40SDS**	2	897020	**111.72**	**- - - -**	- -	- -		**....**
4.65	4.55	4.9	**3GR5V4.65SDS**	2	897022	**102.93**	**- - - -**	- -	- -		**....**
4.90	4.80	5.0	**3GR5V4.90SDS**	2	897024	**121.51**	**- - - -**	- -	- -		**....**
5.20	5.10	5.5	**3GR5V5.20SDS**	2	897026	**117.46**	**- - - -**	- -	- -		**....**
5.50	5.40	6.4	**3GR5V5.50SDS**	2	897028	**100.53**	**- - - -**	- -	- -		**....**
5.90	5.80	7.0	**3GR5V5.90SDS**	2	897030	**106.39**	**- - - -**	- -	- -		**....**
6.30	6.20	9.0	**3GR5V6.30SK**	2-5/8	897032	**139.26**	**- - - -**	- -	- -		**....**
6.70	6.60	10.1	**3GR5V6.70SK**	2-5/8	897034	**153.91**	**- - - -**	- -	- -		**....**
7.10	7.00	11.6	**3GR5V7.10SF**	2-15/16	897036	**162.81**	**3GR5V7.10TL**	2517	2-1/2	897270	**338.48**
7.50	7.40	13.6	**3GR5V7.50SF**	2-15/16	897038	**148.64**	**3GR5V7.50TL**	2517	2-1/2	897272	**269.61**
8.00	7.90	15.5	**3GR5V8.00SF**	2-15/16	897040	**212.38**	**3GR5V8.00TL**	2517	2-1/2	897274	**354.11**
8.50	8.40	15.5	**3GR5V8.50SF**	2-15/16	897042	**154.38**	**3GR5V8.50TL**	2517	2-1/2	897276	**211.98**
9.00	8.90	17.3	**3GR5V9.00SF**	2-15/16	897044	**146.40**	**3GR5V9.00TL**	2517	2-1/2	897278	**217.79**
9.25	9.15	17.2	**3GR5V9.25SF**	2-15/16	897046	**164.95**	**3GR5V9.25TL**	3020	3	897280	**226.50**
9.75	9.65	18.0	**3GR5V9.75SF**	2-15/16	897048	**229.12**	**3GR5V9.75TL**	3020	3	897282	**235.22**
10.30	10.20	17.5	**3GR5V10.30SF**	2-15/16	897050	**181.88**	**3GR5V10.30TL**	3020	3	897284	**249.73**
10.90	10.80	20.5	**3GR5V10.90SF**	2-15/16	897052	**263.23**	**3GR5V10.90TL**	3020	3	897286	**255.54**
11.30	11.20	20.0	**3GR5V11.30SF**	2-15/16	897054	**217.98**	**- - - -**	- -	- -		**....**
11.80	11.70	22.0	**3GR5V11.80SF**	2-15/16	897056	**274.37**	**3GR5V11.80TL**	3020	3	897288	**281.68**
12.50	12.40	32.0	**3GR5V12.50E**	3-1/2	897058	**302.13**	**3GR5V12.50TL**	3020	3	897290	**300.23**
13.20	13.10	34.3	**3GR5V13.20E**	3-1/2	897060	**206.92**	**3GR5V13.20TL**	3020	3	897292	**316.52**
14.00	13.90	37.9	**3GR5V14.00E**	3-1/2	897062	**251.81**	**3GR5V14.00TL**	3020	3	897294	**380.41**
15.00	14.90	39.5	**3GR5V15.00E**	3-1/2	897064	**409.82**	**3GR5V15.00TL**	3020	3	897296	**397.83**
16.00	15.90	39.7	**3GR5V16.00E**	3-1/2	897066	**398.84**	**3GR5V16.00TL**	3020	3	897298	**412.35**
18.70	18.60	48.0	**3GR5V18.70E**	3-1/2	897068	**397.21**	**- - - -**	- -	- -		**....**

ASK FOR QUANTITY DISCOUNT *Prices subject to change without notice.*

NEW TYPE 5V CAST IRON "QD" AND TAPER LOCK SHEAVE BLANKS
FOR "QD" INTERCHANGEABLE FULL SPLIT TAPERED HUBS
A "QD" SHEAVE BLANK WITH A "QD" SHEAVE BLANK WITH A "QD" HUB IS A READY-MADE SHEAVE

Any Diameter, Any Bore - Interchangeable At Your Finger Tips
For "QD" Tapered Hubs to Fit - See Page S36 & S37
New Type 5V SHEAVE BLANKS are Better, Stronger, Cheaper, Smaller, Lighter, more Compact, Modern.

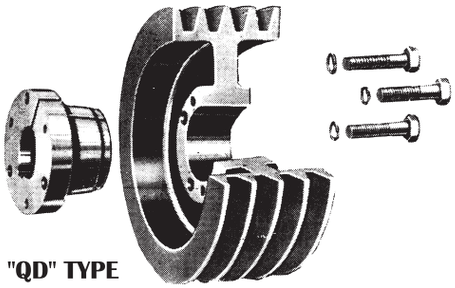

"QD" TYPE

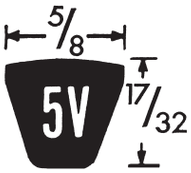



TAPER LOCK TYPE

When ordering be sure sheave blanks are the same type as the hubs. For example: No. 3C8.0E sheave blank will fit ONLY Type "E" QD Hubs. For example: No. 2C7.0TL sheave blank will fit ONLY Type "TL" Taper Lock Hubs.

Standard Keyways

Hub	Keyway	Hub	Keyway
1/2 - 9/16	1/8"	1-7/16 - 1-3/4	3/8
5/8 - 7/8	3/16	1-13/16 - 2-1/4	1/2
15/16 - 1-1/4	1/4	2-5/16 - 2-3/4	5/8
1-5/16 - 1-3/8	5/16	2-13/16 - 3-1/4	3/4
		3-5/16 - 3-3/8	7/8

Outside Diam. Inches	Pitch Diam. Inches	Sheave Only Wt. Lbs.	'QD' Sheave Number	Max Bore Ins.	Our Sequence Number	Per Each	Taper Lock Sheave Number	Bushing Type	Max Bore Ins.	Our Sequence Number	Per Each
					4 GROOVE 5V TYPE SHEAVE BLANKS						
					45VSHV					45VSHTL	
4.40	4.30	5.2	**4GR5V4.40SD**	2	897090	**$137.59**	**- - - -**	- -	- -		**$....**
4.65	4.55	6.1	**4GR5V4.65SD**	2	897092	**118.68**	**- - - -**	- -	- -		**....**
4.90	4.80	6.4	**4GR5V4.90SD**	2	897094	**101.51**	**- - - -**	- -	- -		**....**
5.20	5.10	7.1	**4GR5V5.20SD**	2	897096	**116.31**	**- - - -**	- -	- -		**....**
5.50	5.40	8.1	**4GR5V5.50SD**	2	897098	**173.49**	**- - - -**	- -	- -		**....**
5.90	5.80	9.6	**4GR5V5.90SD**	2	897100	**147.74**	**- - - -**	- -	- -		**....**
6.30	6.20	10.0	**4GR5V6.30SK**	2-5/8	897102	**124.93**	**- - - -**	- -	- -		**....**
6.70	6.60	11.9	**4GR5V6.70SK**	2-5/8	897104	**141.68**	**- - - -**	- -	- -		**....**
7.10	7.00	13.8	**4GR5V7.10SF**	2-15/16	897106	**169.54**	**4GR5V7.10TL**	2517	2-1/2	897316	**209.37**
7.50	7.40	15.5	**4GR5V7.50SF**	2-15/16	897108	**209.33**	**4GR5V7.50TL**	2517	2-1/2	897318	**210.53**
8.00	7.90	18.2	**4GR5V8.00E**	3-1/2	897110	**164.95**	**4GR5V8.00TL**	2517	2-1/2	897320	**226.50**
8.50	8.40	21.2	**4GR5V8.50E**	3-1/2	897112	**179.71**	**4GR5V8.50TL**	2517	2-1/2	897322	**235.22**
9.00	8.90	24.0	**4GR5V9.00E**	3-1/2	897114	**160.07**	**4GR5V9.00TL**	2517	2-1/2	897324	**238.12**
9.25	9.15	25.0	**4GR5V9.25E**	3-1/2	897116	**163.97**	**4GR5V9.25TL**	3020	3	897326	**248.86**
9.75	9.65	28.5	**4GR5V9.75E**	3-1/2	897118	**191.30**	**4GR5V9.75TL**	3020	3	897328	**284.58**
10.30	10.20	29.2	**4GR5V10.30E**	3-1/2	897120	**195.21**	**4GR5V10.30TL**	3020	3	897330	**290.39**
10.90	10.80	29.0	**4GR5V10.90E**	3-1/2	897122	**262.04**	**4GR5V10.90TL**	3020	3	897332	**299.10**
11.30	11.20	27.4	**4GR5V11.30E**	3-1/2	897124	**218.63**	**- - - -**	- -	- -		**....**
11.80	11.70	30.4	**4GR5V11.80E**	3-1/2	897126	**220.58**	**4GR5V11.80TL**	3020	3	897334	**328.14**
12.50	12.40	35.0	**4GR5V12.50E**	3-1/2	897128	**228.39**	**4GR5V12.50TL**	3020	3	897336	**339.76**
13.20	13.10	39.3	**4GR5V13.20E**	3-1/2	897130	**249.86**	**4GR5V13.20TL**	3020	3	897338	**380.41**
14.00	13.90	42.5	**4GR5V14.00E**	3-1/2	897132	**283.05**	**4GR5V14.00TL**	3535	3-15/16	897340	**429.78**
15.00	14.90	45.0	**4GR5V15.00E**	3-1/2	897134	**312.33**	**4GR5V15.00TL**	3535	3-15/16	897342	**479.14**
16.00	15.90	44.0	**4GR5V16.00E**	3-1/2	897136	**331.85**	**4GR5V16.00TL**	3535	3-15/16	897344	**519.80**
					6 GROOVE 5V TYPE SHEAVE BLANKS						
					65VSHV					65VSHTL	
4.40	4.30	7.4	**6GR5V4.40SD**	2	897160	**$111.27**	**- - - -**	- -	- -		**$....**
4.65	4.55	7.8	**6GR5V4.65SD**	2	897162	**117.12**	**- - - -**	- -	- -		**....**
4.90	4.80	9.0	**6GR5V4.90SD**	2	897164	**122.98**	**- - - -**	- -	- -		**....**
5.20	5.10	9.8	**6GR5V5.20SD**	2	897166	**128.84**	**- - - -**	- -	- -		**....**
5.50	5.40	10.8	**6GR5V5.50SD**	2	897168	**134.69**	**- - - -**	- -	- -		**....**
5.90	5.80	11.3	**6GR5V5.90SK**	2-5/8	897170	**140.55**	**- - - -**	- -	- -		**....**
6.30	6.20	13.0	**6GR5V6.30SK**	2-5/8	897172	**146.40**	**- - - -**	- -	- -		**....**
6.70	6.60	15.1	**6GR5V6.70SF**	2-15/16	897174	**150.31**	**- - - -**	- -	- -		**....**
7.10	7.00	18.0	**6GR5V7.10SF**	2-15/16	897176	**193.76**	**6GR5V7.10TL**	3020	3	897362	**236.96**
7.50	7.40	19.7	**6GR5V7.50SF**	2-15/16	897178	**213.14**	**6GR5V7.50TL**	3020	3	897364	**258.45**
8.00	7.90	22.8	**6GR5V8.00E**	3-1/2	897180	**181.54**	**6GR5V8.00TL**	3020	3	897366	**270.06**
8.50	8.40	25.8	**6GR5V8.50E**	3-1/2	897182	**193.25**	**6GR5V8.50TL**	3020	3	897368	**287.49**
9.00	8.90	28.3	**6GR5V9.00E**	3-1/2	897184	**232.62**	**6GR5V9.00TL**	3020	3	897370	**319.43**
9.25	9.15	29.3	**6GR5V9.25E**	3-1/2	897186	**218.63**	**6GR5V9.25TL**	3535	3-15/16	897372	**331.04**
9.75	9.65	33.4	**6GR5V9.75E**	3-1/2	897188	**222.53**	**6GR5V9.75TL**	3535	3-15/16	897374	**336.85**
10.30	10.20	36.4	**6GR5V10.30E**	3-1/2	897190	**254.38**	**6GR5V10.30TL**	3535	3-15/16	897376	**362.99**
10.90	10.80	36.6	**6GR5V10.90E**	3-1/2	897192	**253.77**	**6GR5V10.90TL**	3535	3-15/16	897378	**377.51**
11.30	11.20	35.9	**6GR5V11.30E**	3-1/2	897194	**253.77**	**- - - -**	- -	- -		**....**
11.80	11.70	39.4	**6GR5V11.80E**	3-1/2	897196	**255.72**	**6GR5V11.80TL**	3535	3-15/16	897380	**389.12**

Prices subject to change without notice. **ASK FOR QUANTITY DISCOUNT**

CONTINENTAL-ContiTech (GOODYEAR) HEAVY DUTY MULTIPLE V-BELTS

"A" SECTION V-BELTS STANDARD CONSTRUCTION

Outside Lgth Ins.	Pitch Length Inches	Same Length Light Belt	Belt Number	Our Sequence Number ABELT	Per Each	Torque Flex Belt Number	Our Sequence Number AXTBELT	Per Each
22	21.3	4L220	**A-20**	866554	**$9.22**	**- - - -**		**$....**
23	22.3	4L230	**A-21**	866556	**9.22**	**A-21XT**	485006	**5.55**
24	23.3	4L240	**A-22**	866558	**9.22**	**A-22XT**	485008	**12.62**
25	24.3	4L250	**A-23**	866560	**9.22**	**A-23XT**	485010	**8.77**
26	25.3	4L260	**A-24**	866562	**7.41**	**A-24XT**	**- - - - - -**	**....**
27	26.3	4L270	**A-25**	866564	**7.55**	**- - - -**		**....**
28	27.3	4L280	**A-26**	866566	**10.55**	**A-26XT**	485014	**9.74**
29	28.3	4L290	**A-27**	866586	**7.74**	**A-27XT**	**- - - - - -**	**....**
30	29.3	4L300	**A-28**	866605	**7.64**	**A-28XT**	485018	**10.01**
31	30.3	4L310	**A-29**	866624	**7.43**	**A-29XT**	**- - - - - -**	**....**
32	31.3	4L320	**A-30**	866646	**8.07**	**A-30XT**	**- - - - - -**	**....**
33	32.3	4L330	**A-31**	866666	**10.46**	**A-31XT**	**- - - - - -**	**....**
34	33.3	4L340	**A-32**	866686	**10.66**	**A-32XT**	485026	**10.12**
35	34.3	4L350	**A-33**	866706	**8.55**	**A-33XT**	485028	**10.42**
36	35.3	4L360	**A-34**	866726	**7.70**	**A-34XT**	485030	**10.48**
37	36.3	4L370	**A-35**	866746	**11.17**	**A-35XT**	**- - - - - -**	**....**
38	37.3	4L380	**A-36**	866766	**11.99**	**A-36XT**	**- - - - - -**	**....**
39	38.3	4L390	**A-37**	866783	**12.31**	**A-37XT**	485036	**11.12**
40	39.3	4L400	**A-38**	866806	**12.53**	**A-38XT**	485038	**12.36**
41	40.3	4L410	**A-39**	866826	**8.87**	**A-39XT**	485040	**11.52**
42	41.3	4L420	**A-40**	866846	**9.67**	**A-40XT**	485042	**12.33**
43	42.3	4L430	**A-41**	866866	**13.62**	**A-41XT**	485044	**16.40**
44	43.3	4L440	**A-42**	866886	**13.96**	**A-42XT**	**- - - - - -**	**....**
45	44.3	4L450	**A-43**	866905	**10.28**	**A-43XT**	**- - - - - -**	**....**
46	45.3	4L460	**A-44**	866926	**13.82**	**A-44XT**	485050	**12.74**
47	46.3	4L470	**A-45**	866946	**13.33**	**A-45XT**	485052	**13.40**
48	47.3	4L480	**A-46**	866966	**13.44**	**A-46XT**	485054	**18.35**
49	48.3	4L490	**A-47**	866986	**8.87**	**A-47XT**	485056	**18.53**
50	49.3	4L500	**A-48**	867006	**14.93**	**A-48XT**	485058	**19.50**
51	50.3	4L510	**A-49**	867026	**14.57**	**A-49XT**	485060	**14.32**
52	51.3	4L520	**A-50**	867046	**14.66**	**A-50XT**	485062	**14.53**
53	52.3	4L530	**A-51**	867066	**10.87**	**A-51XT**	485064	**17.10**
54	53.3	4L540	**A-52**	867078	**15.07**	**A-52XT**	**- - - - - -**	**....**
55	54.3	4L550	**A-53**	867106	**6.93**	**A-53XT**	485068	**9.17**
56	55.3	4L560	**A-54**	867126	**20.76**	**A-54XT**	485070	**9.15**
57	56.3	4L570	**A-55**	867146	**15.63**	**A-55XT**	485072	**14.30**
..	..	**- - - -**	**- -**		**....**	**- - - -**		**....**
58	57.3	4L580	**A-56**	867166	**16.32**	**A-56XT**	485074	**13.75**
59	58.3	4L590	**A-57**	867186	**10.42**	**A-57XT**	485076	**14.58**
60	59.3	4L600	**A-58**	867204	**16.12**	**A-58XT**	485078	**20.96**
61	60.3	4L610	**A-59**	867226	**15.45**	**A-59XT**	485080	**16.07**
62	61.3	4L620	**A-60**	867246	**7.88**	**A-60XT**	485082	**22.23**
63	62.3	4L630	**A-61**	867266	**12.51**	**A-61XT**	485084	**16.44**
64	63.3	4L640	**A-62**	867286	**11.70**	**A-62XT**	485086	**21.91**
65	64.3	4L650	**A-63**	867306	**7.42**	**A-63XT**	485088	**22.22**
66	65.3	4L660	**A-64**	867326	**16.41**	**A-64XT**	485090	**22.38**

Outside Lgth ins.	Pitch Length Inches	Same Length Light Belt	Belt Number	Our Sequence Number ABELT	Per Each	Torque Flex Belt Number	Our Sequence Number AXTBELT	Per Each
67	66.3	4L670	**A-65**	867346	**$17.36**	**A-65XT**	485092	**$15.70**
68	67.3	4L680	**A-66**	867366	**12.83**	**A-66XT**	485094	**16.84**
69	68.3	4L690	**A-67**	867386	**17.04**	**A-67XT**	485096	**16.14**
70	69.3	4L700	**A-68**	867404	**17.13**	**A-68XT**	485098	**19.66**
71	70.3	4L710	**A-69**	867426	**17.51**	**A-69XT**	485100	**10.90**
72	71.3	4L720	**A-70**	867446	**13.08**	**A-70XT**	485102	**16.38**
73	72.3	4L730	**A-71**	867466	**12.44**	**A-71XT**	485104	**24.67**
74	73.3	4L740	**A-72**	867486	**13.91**	**A-72XT**	485106	**16.37**
75	74.3	4L750	**A-73**	867506	**8.80**	**A-73XT**	485108	**17.33**
76	75.3	4L760	**A-74**	867526	**14.09**	**A-74XT**	485110	**16.63**
77	76.3	4L770	**A-75**	867546	**13.62**	**A-75XT**	485112	**17.99**
78	77.3	4L780	**A-76**	867566	**14.57**	**A-76XT**	485114	**17.98**
79	78.3	4L790	**A-77**	867586	**14.75**	**A-77XT**	485116	**17.38**
80	79.3	4L800	**A-78**	867606	**14.28**	**A-78XT**	485118	**18.53**
81	80.3	4L810	**A-79**	867626	**20.81**	**A-79XT**	485120	**17.92**
82	81.3	4L820	**A-80**	867646	**14.05**	**A-80XT**	485122	**20.20**
83	82.3	4L830	**A-81**	867666	**15.68**	**A-81XT**	485124	**20.47**
84	83.3	4L840	**A-82**	867680	**15.14**	**A-82XT**	485126	**20.81**
85	84.3	4L850	**A-83**	867706	**15.47**	**A-83XT**	485128	**28.74**
86	85.3	4L860	**A-84**	867726	**15.59**	**A-84XT**	485130	**19.26**
87	86.3	4L870	**A-85**	867746	**17.72**	**A-85XT**	485132	**19.55**
88	87.3	4L880	**A-86**	867766	**21.94**	**A-86XT**	485134	**19.81**
89	88.3	4L890	**A-87**	867785	**....**	**A-87XT**	485136	**21.09**
90	89.3	4L900	**A-88**	867806	**....**	**A-88XT**	485138	**24.17**
91	90.3	4L910	**A-89**	867826	**10.44**	**A-89XT**	485140	**20.62**
92	91.3	4L920	**A-90**	867846	**16.09**	**A-90XT**	485141	**20.88**
93	92.3	4L930	**A-91**	867866	**17.10**	**A-91XT**	485142	**21.15**
94	93.3	4L940	**A-92**	867886	**24.86**	**- - - -**		**....**
95	94.3	4L950	**A-93**	867904	**11.42**	**A-93XT**	485144	**22.64**
96	95.3	4L960	**A-94**	867926	**18.53**	**A-94XT**	485146	**21.93**
97	96.3	4L970	**A-95**	867946	**17.80**	**A-95XT**	485148	**22.02**
98	97.3	4L980	**A-96**	867966	**17.97**	**A-96XT**	485150	**23.36**
99	98.3	4L990	**A-97**	867986	**18.18**	**A-97XT**	485152	**22.51**
100	99.3	4L1000	**A-98**	868006	**18.36**	**A-98XT**	485154	**22.71**
105	104.3	4L1050	**A-103**	868022	**21.62**	**A-103XT**	485158	**25.51**
107	106.3	4L1070	**A-105**	868026	**12.85**	**A-105XT**	485160	**24.27**
112	111.3	4L1120	**A-110**	868031	**20.20**	**A-110XT**	485162	**26.15**
114	113.3	4L1140	**A-112**	868039	**20.81**	**A-112XT**	485164	**26.97**
122	121.3	4L1220	**A-120**	868051	**32.08**	**- - - -**		**....**
130	129.3	4L1300	**A-128**	868052	**25.06**	**- - - -**		**....**
135	134.3	4L1350	**A-133**	868053	**24.83**	**- - - -**		**....**
138	137.3	4L1380	**A-136**	868054	**28.85**	**- - - -**		**....**
146	145.3	4L1460	**A-144**	868055	**27.00**	**- - - -**		**....**
160	159.3	4L1600	**A-158**	868056	**31.04**	**- - - -**		**....**
175	174.3	4L1750	**A-173**	868057	**34.07**	**- - - -**		**....**
182	181.3	4L1820	**A-180**	868058	**33.77**	**- - - -**		**....**

CONTINUED IN NEXT COLUMN

ASK FOR QUANTITY DISCOUNT ***Prices subject to change without notice.***

BAUM HYDRAULICS CORPORATION
1-800-228-9222 / e-mail: sales@baumhydraulics.com
Fax: 1-800-832-2522 / www.baumhydraulics.com / © Baum Hydraulics Corporation

"B" SECTION CONTINENTAL-ContiTech (GOODYEAR) V-BELTS STANDARD

CONSTRUCTION

B — 21/32 — 7/16

HY-T WEDGE BELTS 1 BAND OR SINGLE

TORQUE FLEX

Outside Lgth Ins.	Pitch Length Inches	Same Length Light Belt	Belt Number	Our Sequence Number BBELT	Per Each	Torque Flex Belt Number	Our Sequence Number BXTBELT	Per Each	2 BAND Belt Number	Our Sequence Number BX2BELT	Per Each	3 BAND Belt Number	Our Sequence Number BX3BELT	Per Each	4 BAND Belt Number	Our Sequence Number BX4BELT	Per Each	5 BAND Belt Number	Our Sequence Number BX5BELT	Per Each
25	23.8	5L260	**B-22**	868062	**$8.28**	- - - -		**$....**	- - - -		**$....**	- - - -		**$....**	- - - -		**$....**	- - - -		**$....**
26	24.8	5L260	**B-23**	868063	**8.52**	- - - -		**....**	- - - -		**....**	- - - -		**....**	- - - -		**....**	- - - -		**....**
27	25.8	5L270	**B-24**	868064	**9.15**	- - - -		**....**	- - - -		**....**	- - - -		**....**	- - - -		**....**	- - - -		**....**
28	26.8	5L280	**B-25**	868065	**9.31**	- - - -		**....**	- - - -		**....**	- - - -		**....**	- - - -		**....**	- - - -		**....**
29	27.8	5L290	**B-26**	868066	**9.53**	- - - -		**....**	- - - -		**....**	- - - -		**....**	- - - -		**....**	- - - -		**....**
30	28.8	5L300	**B-27**	868086	**9.99**	- - - -		**....**	- - - -		**....**	- - - -		**....**	- - - -		**....**	- - - -		**....**
31	29.8	5L310	**B-28**	868106	**9.49**	- - - -		**....**	- - - -		**....**	- - - -		**....**	- - - -		**....**	- - - -		**....**
32	30.8	5L320	**B-29**	868126	**14.42**	- - - -		**....**	- - - -		**....**	- - - -		**....**	- - - -		**....**	- - - -		**....**
33	31.8	5L330	**B-30**	868146	**11.08**	- - - -		**....**	- - - -		**....**	- - - -		**....**	- - - -		**....**	- - - -		**....**
34	32.8	5L340	**B-31**	868166	**14.57**	- - - -		**....**	- - - -		**....**	- - - -		**....**	- - - -		**....**	- - - -		**....**
35	33.8	5L350	**B-32**	868186	**14.78**	**B-32XT**	485180	**19.27**	- - - -		**....**	- - - -		**....**	- - - -		**....**	- - - -		**....**
36	34.8	5L360	**B-33**	868206	**15.09**	- - - -		**....**	- - - -		**....**	- - - -		**....**	- - - -		**....**	- - - -		**....**
37	35.8	5L370	**B-34**	868226	**11.19**	- - - -		**....**	- - - -		**....**	- - - -		**....**	- - - -		**....**	- - - -		**....**
38	36.8	5L380	**B-35**	868246	**10.42**	- - - -		**....**	**B-35X-2**	485692	**27.57**	**B-35X-3**	485844	**43.40**	- - - -		**....**	- - - -		**....**
39	37.8	5L390	**B-36**	868259	**11.77**	**B-36XT**	485186	**9.55**	- - - -		**....**	- - - -		**....**	- - - -		**....**	- - - -		**....**
40	38.8	5L400	**B-37**	868286	**16.73**	- - - -		**....**	- - - -		**....**	- - - -		**....**	- - - -		**....**	- - - -		**....**
41	39.8	5L410	**B-38**	868304	**16.41**	**B-38XT**	485188	**22.38**	**B-38X-2**	485694	**30.34**	**B-38X-3**	485846	**78.65**	- - - -		**....**	- - - -		**....**
42	40.8	5L420	**B-39**	868326	**17.58**	- - - -		**....**	- - - -		**....**	- - - -		**....**	- - - -		**....**	- - - -		**....**
43	41.8	5L430	**B-40**	868346	**17.98**	- - - -		**....**	- - - -		**....**	- - - -		**....**	- - - -		**....**	- - - -		**....**
44	42.8	5L440	**B-41**	868366	**13.42**	- - - -		**....**	- - - -		**....**	- - - -		**....**	- - - -		**....**	- - - -		**....**
45	43.8	5L450	**B-42**	868386	**18.79**	**B-42XT**	485194	**24.39**	**B-42X-2**	485696	**38.05**	**B-42X-3**	485848	**78.78**	- - - -		**....**	- - - -		**....**
46	44.8	5L460	**B-43**	868406	**19.18**	**B-43XT**	485196	**....**	**B-43X-2**	485698	**60.73**	**B-43X-3**	485850	**50.66**	- - - -		**....**	- - - -		**....**
47	45.8	5L470	**B-44**	868426	**19.59**	**B-44XT**	485198	**24.38**	- - - -		**....**	- - - -		**....**	- - - -		**....**	- - - -		**....**
48	46.8	5L480	**B-45**	868446	**19.97**	**B-45XT**	485200	**19.68**	- - - -		**....**	- - - -		**....**	- - - -		**....**	- - - -		**....**
49	47.8	5L490	**B-46**	868466	**21.12**	**B-46XT**	485202	**26.48**	**B-46X-2**	485700	**47.45**	**B-46X-3**	485852	**53.76**	**B-46X-4**	485994	**78.52**	**B-46X-5**	486138	**93.51**
50	48.8	5L500	**B-47**	868486	**20.64**	**B-47XT**	485204	**18.69**	- - - -		**....**	- - - -		**....**	- - - -		**....**	- - - -		**....**
51	49.8	5L510	**B-48**	868506	**21.78**	**B-48XT**	485206	**28.40**	**B-48X-2**	485702	**40.44**	**B-48X-3**	485854	**58.18**	**B-48X-4**	485996	**77.14**	**B-48X-5**	486140	**96.42**
52	50.8	5L520	**B-49**	868526	**21.31**	- - - -		**....**	- - - -		**....**	- - - -		**....**	- - - -		**....**	- - - -		**....**
53	51.8	5L530	**B-50**	868546	**22.41**	**B-50XT**	485210	**28.12**	**B-50X-2**	485704	**38.05**	**B-50X-3**	485856	**57.09**	**B-50X-4**	485998	**79.42**	**B-50X-5**	486142	**99.29**
54	52.8	5L540	**B-51**	868564	**22.75**	**B-51XT**	485212	**28.52**	**B-51X-2**	485706	**47.47**	**B-51X-3**	485858	**57.91**	**B-51X-4**	486000	**80.56**	**B-51X-5**	486144	**105.69**
55	53.8	5L550	**B-52**	868585	**23.01**	**B-52XT**	485214	**28.82**	**B-52X-2**	485708	**67.46**	**B-52X-3**	485860	**74.82**	**B-52X-4**	486002	**81.42**	**B-52X-5**	486146	**101.81**
56	54.8	5L560	**B-53**	868606	**23.10**	**B-53XT**	485216	**29.09**	**B-53X-2**	485710	**39.30**	**B-53X-3**	485862	**72.56**	**B-53X-4**	486004	**141.32**	**B-53X-5**	486148	**102.51**
57	55.8	5L570	**B-54**	868626	**22.53**	**B-54XT**	485218	**29.39**	**B-54X-2**	485712	**39.72**	**B-54X-3**	485864	**73.41**	**B-54X-4**	486006	**108.45**	**B-54X-5**	486150	**103.59**
58	56.8	5L580	**B-55**	868646	**23.57**	**B-55XT**	485220	**29.56**	**B-55X-2**	485714	**49.28**	**B-55X-3**	485866	**71.80**	**B-55X-4**	486008	**83.46**	**B-55X-5**	486152	**104.33**
59	57.8	5L590	**B-56**	868666	**22.90**	**B-56XT**	485222	**30.95**	**B-56X-2**	485716	**42.25**	**B-56X-3**	485868	**79.46**	**B-56X-4**	486010	**84.03**	**B-56X-5**	486154	**105.03**
60	58.8	5L600	**B-57**	868686	**23.04**	**B-57XT**	485224	**31.27**	**B-57X-2**	485718	**51.93**	**B-57X-3**	485870	**72.87**	**B-57X-4**	486012	**97.17**	**B-57X-5**	486156	**105.75**
61	59.8	5L610	**B-58**	868706	**23.13**	**B-58XT**	485226	**30.16**	**B-58X-2**	485720	**70.58**	**B-58X-3**	485872	**105.87**	**B-58X-4**	486014	**85.17**	**B-58X-5**	486158	**106.46**
62	60.8	5L620	**B-59**	868726	**24.21**	**B-59XT**	485228	**22.98**	**B-59X-2**	485722	**43.13**	**B-59X-3**	485874	**78.85**	**B-59X-4**	486016	**89.99**	**B-59X-5**	486160	**107.20**
63	61.8	5L630	**B-60**	868746	**23.50**	**B-60XT**	485230	**30.59**	**B-60X-2**	485724	**50.89**	**B-60X-3**	485876	**79.29**	**B-60X-4**	486018	**131.45**	**B-60X-5**	486162	**107.92**
64	62.8	5L640	**B-61**	868766	**23.81**	**B-61XT**	485232	**30.95**	**B-61X-2**	485726	**41.91**	**B-61X-3**	485877	**62.87**	**B-61X-4**	486020	**87.50**	**B-61X-5**	486164	**109.34**
65	63.8	5L650	**B-62**	868786	**25.03**	**B-62XT**	485234	**31.34**	**B-62X-2**	485728	**43.76**	**B-62X-3**	485878	**63.70**	**B-62X-4**	486022	**88.64**	**B-62X-5**	486166	**183.52**
66	64.8	5L660	**B-63**	868806	**25.37**	**B-63XT**	485236	**24.02**	**B-63X-2**	485730	**45.14**	**B-63X-3**	485880	**67.71**	**B-63X-4**	486024	**89.78**	**B-63X-5**	486168	**112.21**
67	65.8	5L670	**B-64**	868826	**25.67**	**B-64XT**	485238	**33.51**	**B-64X-2**	485732	**43.57**	**B-64X-3**	485882	**68.57**	**B-64X-4**	486026	**107.16**	**B-64X-5**	486170	**113.67**
68	66.8	5L680	**B-65**	868855	**25.94**	**B-65XT**	485240	**33.92**	**B-65X-2**	485734	**54.29**	**B-65X-3**	485884	**84.59**	**B-65X-4**	486028	**92.08**	**B-65X-5**	486172	**115.09**
69	67.8	5L690	**B-66**	868866	**26.30**	**B-66XT**	485242	**33.04**	**B-66X-2**	485736	**77.25**	**B-66X-3**	485886	**70.32**	**B-66X-4**	486030	**128.96**	**B-66X-5**	486174	**193.07**
70	68.8	5L700	**B-67**	868884	**26.55**	**B-67XT**	485244	**23.13**	**B-67X-2**	485738	**55.44**	**B-67X-3**	485888	**89.40**	**B-67X-4**	486032	**94.09**	**B-67X-5**	486176	**117.61**
71	69.8	5L710	**B-68**	868906	**25.87**	**B-68XT**	485246	**32.21**	**B-68X-2**	485740	**49.75**	**B-68X-3**	485890	**117.87**	**B-68X-4**	486034	**99.66**	**B-68X-5**	486178	**124.35**
72	70.8	5L720	**B-69**	868926	**24.90**	**B-69XT**	485248	**28.58**	- - - -		**....**	- - - -		**....**	- - - -		**....**	- - - -		**....**
73	71.8	5L730	**B-70**	868946	**27.51**	**B-70XT**	485250	**33.07**	**B-70X-2**	485742	**46.76**	**B-70X-3**	485892	**73.59**	**B-70X-4**	486036	**102.37**	**B-70X-5**	486180	**185.75**
74	72.8	5L740	**B-71**	868966	**27.84**	**B-71XT**	485252	**23.47**	**B-71X-2**	485744	**58.23**	**B-71X-3**	485894	**102.42**	**B-71X-4**	486038	**98.72**	**B-71X-5**	486182	**123.38**
75	73.8	5L750	**B-72**	868986	**27.17**	**B-72XT**	485254	**33.86**	**B-72X-2**	485746	**57.21**	**B-72X-3**	485896	**85.81**	**B-72X-4**	486040	**99.84**	**B-72X-5**	486184	**124.81**
76	74.8	5L760	**B-73**	869006	**26.16**	**B-73XT**	485256	**35.81**	**B-73X-2**	485748	**57.88**	**B-73X-3**	485898	**125.52**	**B-73X-4**	486042	**101.00**	**B-73X-5**	486186	**126.28**
77	75.8	5L770	**B-74**	869024	**28.94**	**B-74XT**	485258	**27.47**	**B-74X-2**	485750	**53.77**	**B-74X-3**	485900	**77.29**	**B-74X-4**	486044	**102.45**	**B-74X-5**	486188	**167.53**
78	76.8	5L780	**B-75**	869046	**28.16**	**B-75XT**	485260	**36.68**	**B-75X-2**	485752	**52.08**	**B-75X-3**	485902	**89.04**	**B-75X-4**	486046	**103.59**	**B-75X-5**	486190	**129.49**
79	77.8	5L790	**B-76**	869066	**20.90**	**B-76XT**	485262	**24.80**	- - - -		**....**	- - - -		**....**	- - - -		**....**	- - - -		**....**

MULTI BAND SPECIAL ORDER ONLY

Prices subject to change without notice. **ASK FOR QUANTITY DISCOUNT**

1-800-228-9222 / e-mail: sales@baumhydraulics.com
Fax: 1-800-832-2522 / www.baumhydraulics.com / © Baum Hydraulics Corporation

BAUM HYDRAULICS CORPORATION

CONTINENTAL-ContiTech (GOODYEAR) HEAVY DUTY MULTIPLE V-BELTS

"B" SECTION V-BELTS STANDARD CONSTRUCTION

B — 21/32 — 7/16

Outside Lgth Ins.	Pitch Length Inches	Same Length Light Belt	HY-T WEDGE BELTS 1 BAND OR SINGLE			TORQUE FLEX			2 BAND			HY-T TORQUE TEAM 3 BAND			4 BAND			5 BAND		
			Belt Number	Our Sequence Number	Per Each	Torque Flex Belt Number	Our Sequence Number	Per Each	Belt Number	Our Sequence Number	Per Each	Belt Number	Our Sequence Number	Per Each	Belt Number	Our Sequence Number	Per Each	Belt Number	Our Sequence Number	Per Each
			BBELT			BXTBELT			BX2BELT			BX3BELT			BX4BELT			BX5BELT		
80	78.8	5L800	B-77	869086	$20.27	B-77XT	485264	$33.42	B-77X-2	485754	$69.62	B-77X-3	485904	$132.35	B-77X-4	486048	$106.46	B-77X-5	486192	$152.59
81	79.8	5L810	B-78	869106	24.41	B-78XT	485266	33.87	B-78X-2	485756	59.42	B-78X-3	485906	89.13	B-78X-4	486050	171.80	B-78X-5	486194	134.88
82	80.8	5L820	B-79	869126	29.73	B-79XT	485268	38.72	B-79X-2	485758	54.99	B-79X-3	485908	96.72	B-79X-4	486052	133.96	B-79X-5	486196	136.68
83	81.8	5L830	B-80	869146	30.18	B-80XT	485270	25.73	B-80X-2	485760	53.08	B-80X-3	485910	83.55	B-80X-4	486054	110.79	B-80X-5	486198	138.47
84	82.8	5L840	B-81	869166	....	B-81XT	485272	39.76	B-81X-2	485762	56.42	B-81X-3	485912	96.52	B-81X-4	486056	112.21	B-81X-5	486200	140.30
85	83.8	5L850	B-82	869186	31.33	B-82XT	485274	27.40	B-82X-2	485764	75.33	B-82X-3	485914	82.74	B-82X-4	486058	115.09	B-82X-5	486202	143.87
86	84.8	5L860	B-83	869206	31.53	B-83XT	485276	41.12	B-83X-2	485766	80.17	B-83X-3	485916	132.43	B-83X-4	486060	121.69	B-83X-5	486204	144.95
87	85.8	5L870	B-84	869225	31.89	B-84XT	485278	41.50	B-84X-2	485768	56.54	B-84X-3	485918	100.78	B-84X-4	486062	143.65	B-84X-5	486206	147.47
88	86.8	5L880	B-85	869256	30.60	B-85XT	485280	41.80	B-85X-2	485770	71.82	B-85X-3	485920	84.80	B-85X-4	486064	134.37	B-85X-5	486208	154.74
89	87.8	5L890	B-86	869266	22.55	B-86XT	485282	42.21	- - - -		....	- - - -		....	- - - -		....	- - - -		....
90	88.8	5L900	B-87	869286	24.63	B-87XT	485284	32.24	B-87X-2	485772	78.62	B-87X-3	485922	103.41	B-87X-4	486066	126.23	B-87X-5	486210	150.35
91	89.8	5L910	B-88	869306	33.03	B-88XT	485286	29.87	B-88X-2	485774	58.17	B-88X-3	485924	91.59	B-88X-4	486068	121.42	B-88X-5	486212	151.80
92	90.8	5L920	B-89	869315	25.10	B-89XT	485288	19.78	- - - -		....	- - - -		....	- - - -		....	- - - -		....
93	91.8	5L930	B-90	869336	34.92	B-90XT	485289	33.18	B-90X-2	485776	62.22	B-90X-3	485926	153.70	B-90X-4	486070	141.77	B-90X-5	486214	154.68
94	92.8	5L940	B-91	869356	23.73	B-91XT	485290	44.50	- - - -		....	- - - -		....	- - - -		....	- - - -		....
95	93.8	5L950	B-92	869376	23.06	B-92XT	485292	45.16	- - - -		....	- - - -		....	- - - -		....	- - - -		....
96	94.8	5L960	B-93	869396	33.55	B-93XT	485294	....	B-93X-2	485778	84.62	B-93X-3	485928	123.11	B-93X-4	486072	129.49	B-93X-5	486216	161.86
97	95.8	5L970	B-94	869416	26.06	B-94XT	485296	48.26	- - - -		....	- - - -		....	- - - -		....	- - - -		....
98	96.8	5L980	B-95	869486	34.36	B-95XT	485298	31.48	B-95X-2	485780	66.56	B-95X-3	485930	95.14	B-95X-4	486074	132.37	B-95X-5	486218	165.46
99	97.8	5L990	B-96	869506	23.88	B-96XT	485300	47.40	B-96X-2	485782	64.11	B-96X-3	485932	96.18	B-96X-4	486076	133.81	B-96X-5	486220	167.25
100	98.8	5L1000	B-97	869526	27.68	B-97XT	485302	35.17	B-97X-2	485784	79.75	B-97X-3	485934	116.24	B-97X-4	486078	135.26	B-97X-5	486222	169.05
101	99.8	5L1010	B-98	869528	25.76	B-98XT	485304	20.92												
102	100.8	- - - -	B-99	869530	37.39	B-99XT	485306	48.59	B-99X-2	485786	113.70	B-99X-3	485936	170.56	B-99X-4	486080	143.94	B-99X-5	486224	171.57
103	101.8	- - - -	B-100	869546	38.95	B-100XT	485308	48.93	B-100X-2	485788	114.37	B-100X-3	485938	104.20	B-100X-4	486082	144.96	B-100X-5	486226	172.67
104	102.8	- - - -	B-101	869566	27.63	- - - -		....	- - - -		....	- - - -		....	- - - -		....	- - - -		....
106	104.8	- - - -	B-103	869586	26.88	B-103XT	485310	50.00	B-103X-2	485790	116.84	B-103X-3	485940	124.78	B-103X-4	486084	140.99	B-103X-5	486228	176.25
108	106.8	- - - -	B-105	869606	39.17	B-105XT	485312	53.00	B-105X-2	485792	123.92	B-105X-3	485942	123.65	B-105X-4	486086	143.87	B-105X-5	486230	297.91
109	107.8	- - - -	- - -		....	B-106XT	485314	35.79	- - - -		....	- - - -		....	- - - -		....	- - - -		....
111	109.8	- - - -	B-108	869626	40.58	B-108XT	485316	52.69	B-108X-2	485794	71.43	B-108X-3	485944	107.11	B-108X-4	486088	247.06	B-108X-5	486232	186.33
114	112.8	- - - -	B-111	869646	30.55	- - - -		....	- - - -		....	- - - -		....	- - - -		....	- - - -		....
115	113.8	- - - -	B-112	869666	33.01	B-112XT	485318	40.45	B-112X-2	485796	89.04	B-112X-3	485946	117.21	B-112X-4	486090	155.37	B-112X-5	486234	194.24
116	114.8	- - - -	- - -		....	B-113XT	485320	25.26	- - - -		....	- - - -		....	- - - -		....	- - - -		....
118	116.8	- - - -	- - -		....	B-115XT	485322	56.23	- - - -		....	- - - -		....	- - - -		....	- - - -		....
119	117.8	- - - -	B-116	869670	32.65	B-116XT	485324	39.29	- - - -		....	- - - -		....	- - - -		....	- - - -		....
123	121.8	- - - -	B-120	869686	44.69	B-120XT	485326	58.09	B-120-2	485798	124.96	B-120-3	485948	141.05	B-120-4	486092	208.03	B-120-5	486236	205.04
127	125.8	- - - -	B-124	869716	36.04	B-124XT	485330	47.25	B-124-2	485800	81.35	B-124-3	485950	128.06	B-124-4	486094	178.15	B-124-5	486238	212.21
129	127.8	- - - -	- - -		....	B-126XT	485332	58.56	- - - -		....	- - - -		....	- - - -		....	- - - -		....
131	129.8	- - - -	B-128	869740	35.86	B-128XT	485334	41.74	B-128-2	485802	133.64	B-128-3	485952	126.17	B-128-4	486096	184.20	B-128-5	486240	219.43
136	134.8	- - - -	B-133	869776	50.18	B-133XT	485336	43.13	B-133-2	485804	140.19	B-133-3	485954	144.82	B-133-4	486098	184.17	B-133-5	486242	230.20
139	137.8	- - - -	B-136	869806	33.57	B-136XT	485338	66.44	B-136-2	485806	118.91	B-136-3	485956	155.28	B-136-4	486100	187.63	B-136-5	486244	234.53
143	141.8	- - - -	B-140	869832	39.47	B-140XT	485340	47.49	- - - -		....	- - - -		....	- - - -		....	- - - -		....
147	145.8	- - - -	B-144	869836	44.89	B-144XT	485342	51.64	B-144-2	485808	151.23	B-144-3	485958	142.70	B-144-4	486102	208.37	B-144-5	486246	248.19
151	149.8	- - - -	B-148	869838	52.73	B-148XT	485344	56.64	B-148-2	485810	97.48	B-148-3	485960	146.24	B-148-4	486104	203.44	B-148-5	486248	254.30
153	151.8	- - - -	B-150	869840	53.41	B-150XT	485346	53.63	- - - -		....	- - - -		....	- - - -		....	- - - -		....
157	155.8	- - - -	B-154	869842	40.33	B-154XT	485348	50.20	- - - -		....	- - - -		....	- - - -		....	- - - -		....
161	159.8	- - - -	B-158	869866	42.92	B-158XT	485350	53.95	B-158-2	485812	103.43	B-158-3	485962	178.58	B-158-4	486106	215.82	B-158-5	486250	269.79
165	163.8	- - - -	B-162	869896	47.63	B-162XT	485352	79.48	B-162-2	485814	117.64	B-162-3	485964	161.32	B-162-4	486108	235.31	B-162-5	486252	280.57
176	174.8	- - - -	B-173	869926	46.90	B-173XT	485354	74.04	B-173-2	485816	123.63	B-173-3	485966	169.59	B-173-4	486110	235.97	B-173-5	486254	294.95
183	181.8	- - - -	B-180	869956	52.52	B-180XT	485356	57.95	B-180-2	485818	118.58	B-180-3	485968	177.86	B-180-4	486112	247.45	B-180-5	486256	309.33
193	191.8	- - - -	B-190	869984	71.07	B-191XT	485360	61.41	- - - -		....	- - - -		....	- - - -		....	- - - -		....
198	196.8	- - - -	B-195	869986	50.94	B-195XT	485362	62.67	B-195-2	485820	134.57	B-195-3	485970	236.80	B-195-4	486114	267.62	B-195-5	486258	334.52
213	211.8	- - - -	B-210	870016	78.30	B-210XT	485364	70.76	B-210-2	485822	137.88	B-210-3	485972	254.49	B-210-4	486116	339.33	B-210-5	486260	424.14
226	225.3	- - - -	B-225	870046	62.47	B-225XT	485366	69.01	B-225-2	485824	168.55	B-225-3	485974	230.50	B-225-4	486118	320.69	B-225-5	486262	382.00
241	240.3	- - - -	B-240	870076	61.56	B-240XT	485368	79.98	B-240-2	485826	155.81	B-240-3	485976	287.63	B-240-4	486120	325.16	B-240-5	486264	406.47
256	255.3	- - - -	B-255	870104	65.63	B-255XT	485370	81.21	B-255-2	485828	174.34	B-255-3	485978	249.22	B-255-4	486122	346.76	B-255-5	486266	433.43
271	270.3	- - - -	B-270	870146	69.72	B-270XT	485372	86.26	B-270-2	485830	176.49	B-270-3	485980	264.75	B-270-4	486124	368.33	B-270-5	486268	460.40
286	285.3	- - - -	B-285	870166	100.72	- - - -		....	- - - -		....	- - - -		....	- - - -		....	- - - -		....
301	300.3	- - - -	B-300	870194	77.81	B-300XT	485374	96.37	B-300-2	485832	195.81	B-300-3	485982	293.70	B-300-4	486126	408.62	B-300-5	486270	510.75
316	315.0	- - - -	B-315	870224	54.34	- - - -		....	B-315-2	485834	220.22	B-315-3	485984	314.79	B-315-4	486128	437.96	B-315-5	486272	547.46

ASK FOR QUANTITY DISCOUNT *Prices subject to change without notice.*

CONTINENTAL-ContiTech (GOODYEAR) HEAVY DUTY MULTIPLE V-BELTS

"C" Section V-Belts Standard Construction

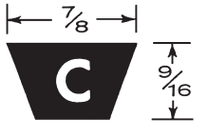

		HY-T WEDGE BELTS 1 BAND OR SINGLE			TORQUE FLEX			HY-T TORQUE TEAM 2 BAND			3 BAND			4 BAND			5 BAND		
Outside Lgth Ins.	Pitch Length Inches	Belt Number	Our Sequence Number	Per Each	Torque Flex Belt Number	Our Sequence Number	Per Each	Belt Number	Our Sequence Number	Per Each	Belt Number	Our Sequence Number	Per Each	Belt Number	Our Sequence Number	Per Each	Belt Number	Our Sequence Number	Per Each
			CBELT			CXTBELT			CX2BELT			CX3BELT			CX4BELT			CX5BELT	
55	53.9	C-51	870286	$36.08	C-51XT	485384	$35.49	- - - -		$....	- - - -		$....	- - - -		$....	- - - -		$....
59	57.9	C-55	870288	27.00	C-55XT	485386	33.94	- - - -		....	- - - -		....	- - - -		....	- - - -		....
64	62.9	C-60	870306	34.14	C-60XT	485388	40.44	C-60X-2	486280	74.45	C-60X-3	486358	122.23	- - - -		....	- - - -		....
72	70.9	C-68	870326	39.70	C-68XT	485390	41.11	C-68X-2	486282	84.12	C-68X-3	486360	126.17	C-68X-4	486438	175.54	C-68X-5	486514	219.43
76	74.9	C-72	870340	35.56	C-72XT	485392	45.59	- - - -		....	- - - -		....	- - - -		....	- - - -		....
79	77.9	C-75	870346	36.73	C-75XT	485394	45.15	C-75X-2	486284	92.39	C-75X-3	486362	189.04	C-75X-4	486440	319.45	C-75X-5	486516	241.01
82	80.9	C-78	870348	37.96	C-78XT	485396	49.52	- - - -		....	- - - -		....	- - - -		....	- - - -		....
85	83.9	C-81	870366	46.11	C-81XT	485398	71.23	C-81X-2	486286	110.19	C-81X-3	486364	158.42	C-81X-4	486442	220.37	C-81X-5	486518	262.58
89	87.9	C-85	870386	58.76	C-85XT	485400	51.30	C-85X-2	486288	103.43	C-85X-3	486366	162.81	C-85X-4	486444	215.82	C-85X-5	486520	269.79
94	92.9	C-90	870406	28.91	C-90XT	485402	79.01	C-90X-2	486290	111.70	C-90X-3	486368	175.82	C-90X-4	486446	233.08	C-90X-5	486522	291.37
100	98.9	C-96	870426	67.35	C-96XT	485404	87.68	C-96X-2	486292	124.44	C-96X-3	486370	177.86	C-96X-4	486448	247.45	C-96X-5	486524	512.59
103	101.9	C-99	870429	48.30	- - - -		....	- - - -		....	C-99X-3	486372	183.48	C-99X-4	486450	255.24	C-99X-5	486526	319.05
104	102.9	C-100	870440	58.35	C-100XT	485406	87.38	C-100X-2	486294	123.55	C-100X-3	486374	185.32	C-100X-4	486452	257.84	C-100X-5	486528	322.30
105	103.9	C-101	870442	47.57	C-101XT	485408	60.94	- - - -		....	- - - -		....	- - - -		....	- - - -		....
109	107.9	C-105	870446	73.65	C-105XT	485410	91.72	C-105X-2	486296	135.99	C-105X-3	486376	204.02	C-105X-4	486454	270.48	C-105X-5	486530	441.95
112	110.9	C-108	870450	75.60	- - - -		....	C-108X-2	486298	133.07	C-108X-3	486378	199.60	C-108X-4	486456	277.68	C-108X-5	486532	347.11
113	111.9	C-109	870466	50.68	C-109XT	485412	65.63	C-109X-2	486300	134.31	C-109X-3	486380	211.40	C-109X-4	486458	280.28	C-109X-5	486534	350.34
115	113.9	- - - -		....	C-111XT	485414	66.80	- - - -		....	- - - -		....	- - - -		....	- - - -		
116	114.9	C-112	870486	54.77	C-112XT	485416	67.37	C-112X-2	486302	137.88	C-112X-3	486382	206.82	C-112X-4	486460	287.76	C-112X-5	486536	359.69
119	117.9	C-115	870506	60.37	C-115XT	485418	72.59	- - - -		....	- - - -		....	- - - -		....	- - - -		....
			CBELT			CXTBELT			C2BELT			C3BELT			C4BELT			C5BELT	
124	122.9	C-120	870526	86.96	C-120XT	485420	109.03	C-120-2	486304	147.56	C-120-3	486384	221.31	C-120-4	486462	307.91	C-120-5	486538	384.88
128	126.9	C-124	870530	82.35	- - - -		....	C-124-2	486306	152.24	C-124-3	486386	227.38	C-124-4	486464	317.69	C-124-5	486540	397.08
132	130.9	C-128	870608	85.61	C-128XT	485422	76.84	C-128-2	486308	157.19	C-128-3	486388	235.80	C-128-4	486466	328.05	C-128-5	486542	410.04
140	138.9	C-136	870636	70.85	C-136XT	485424	82.95	C-136-2	486310	166.01	C-136-3	486390	249.01	C-136-4	486468	346.47	C-136-5	486544	433.07
148	146.9	C-144	870662	80.86	C-144XT	485426	86.26	C-144-2	486312	176.49	C-144-3	486392	264.75	C-144-4	486470	386.30	C-144-5	486546	460.40
154	152.9	C-150	870690	76.16	C-150XT	485428	94.24	- - - -		....	- - - -		....	- - - -		....	- - - -		....
162	160.9	C-158	870726	69.95	C-158XT	485430	94.34	C-158-2	486314	193.03	C-158-3	486394	289.56	C-158-4	486472	402.87	C-158-5	486548	503.58
166	164.9	C-162	870756	74.46	C-162XT	485432	101.22	C-162-2	486316	197.17	C-162-3	486396	295.76	C-162-4	486474	431.82	C-162-5	486550	514.37
177	175.9	C-173	870786	83.82	C-173XT	485434	103.08	C-173-2	486318	210.96	C-173-3	486398	404.51	C-173-4	486476	440.26	C-173-5	486552	550.34
184	182.9	C-180	870816	94.17	C-180XT	485436	107.80	C-180-2	486320	220.62	C-180-3	486400	380.90	C-180-4	486478	507.85	C-180-5	486554	575.50
199	197.9	C-195	870844	94.80	C-195XT	485438	116.58	C-195-2	486322	238.53	C-195-3	486402	357.81	C-195-4	486480	587.02	C-195-5	486556	622.28
214	212.9	C-210	870886	110.02	C-210XT	485440	126.00	C-210-2	486324	257.85	C-210-3	486404	386.77	C-210-4	486482	564.70	C-210-5	486558	672.63
227	225.9	C-225	870906	102.87	- - - -		....	C-225-2	486326	273.43	C-225-3	486406	410.13	C-225-4	486484	598.81	C-225-5	486560	713.28
242	240.9	C-240	870936	128.33	C-240XT	485442	141.50	C-240-2	486328	289.56	C-240-3	486408	434.34	C-240-4	486486	604.29	C-240-5	486562	755.38
257	255.9	C-255	870938	167.68	- - - -		....	C-255-2	486330	309.68	C-255-3	486410	464.53	C-255-4	486488	646.28	C-255-5	486564	807.87
272	270.9	C-270	870942	139.47	C-270XT	485444	159.69	C-270-2	486332	326.78	C-270-3	486412	490.20	C-270-4	486490	682.00	C-270-5	486566	852.50
287	285.9	C-285	870944	143.13	- - - -		....	C-285-2	486334	344.84	C-285-3	486414	517.29	C-285-4	486492	719.67	C-285-5	486568	899.61
302	309.9	C-300	870948	154.70	- - - -		....	C-300-2	486336	362.62	C-300-3	486416	543.96	C-300-4	486494	756.80	C-300-5	486570	946.00
317	315.9	C-315	870952	151.24	- - - -		....	C-315-2	486338	380.55	C-315-3	486418	570.85	C-315-4	486496	794.22	C-315-5	486572	992.75
332	330.9	C-330	870956	149.92	- - - -		....	C-330-2	486340	398.48	C-330-3	486420	597.71	C-330-4	486498	831.63	C-330-5	486574	1039.54
347	345.9	C-345	870960	156.66	- - - -		....	C-345-2	486342	416.41	C-345-3	486422	624.61	C-345-4	486500	869.03	C-345-5	486576	1086.30
362	360.0	C-360	870966	163.41	- - - -		....	C-360-2	486344	434.34	C-360-3	486424	651.52	C-360-4	486502	906.44	C-360-5	486578	1133.05
392	390.9	C-390	870970	....	- - - -		....	C-390-2	486346	471.14	C-390-3	486426	707.33	C-390-4	486504	984.14	C-390-5	486580	1230.17
422	420.9	C-420	870974	233.16	- - - -		....	C-420-2	486348	508.78	C-420-3	486428	763.17	C-420-4	486506	1061.83	C-420-5	486582	1327.29
											MULTI BAND SPECIAL ORDER ONLY								

Prices subject to change without notice. **ASK FOR QUANTITY DISCOUNT**

1-800-228-9222 / e-mail: sales@baumhydraulics.com
Fax: 1-800-832-2522 / www.baumhydraulics.com / © Baum Hydraulics Corporation

BAUM HYDRAULICS CORPORATION

CONTINENTAL-ContiTech (GOODYEAR) HEAVY DUTY MULTIPLE V-BELTS

3V TYPE V-BELTS STANDARD CONSTRUCTION

3-V cross section

HY-T WEDGE BELTS — HY-T TORQUE TEAM

Outside Length Inches	1 BAND OR SINGLE Part Number	Our Sequence Number	Per Each	2 BAND Part Number	Our Sequence Number	Per Each	3 BAND Part Number	Our Sequence Number	Per Each	4 BAND Part Number	Our Sequence Number	Per Each	5 BAND Part Number	Our Sequence Number	Per Each
		3VXBELT			3VX2BELT			3VX3BELT			3VX4BELT			3VX5BELT	
25.0	**3VX250**	874000	**$15.12**	**3VX250-2**	486590	**$27.17**	**3VX250-3**	486660	**$40.73**	- - - - -		**$....**	- - - - -		**$....**
26.5	**3VX265**	874002	**16.61**	**3VX265-2**	486592	**27.86**	**3VX265-3**	486662	**41.78**	**3VX265-4**	486730	**55.71**	- - - - -		**....**
28.0	**3VX280**	874004	**12.48**	**3VX280-2**	486594	**37.80**	**3VX280-3**	486664	**42.85**	- - - - -		**....**	- - - - -		**....**
30.0	**3VX300**	874006	**13.31**	**3VX300-2**	486596	**37.39**	**3VX300-3**	486666	**43.87**	- - - - -		**....**	- - - - -		**....**
31.5	**3VX315**	874008	**17.04**	**3VX315-2**	486598	**30.65**	**3VX315-3**	486668	**36.17**	- - - - -		**....**	- - - - -		**....**
33.5	**3VX335**	874010	**14.75**	**3VX335-2**	486600	**38.61**	**3VX335-3**	486670	**47.01**	- - - - -		**....**	- - - - -		**....**
35.5	**3VX355**	874012	**19.48**	**3VX355-2**	486602	**40.31**	**3VX355-3**	486672	**60.46**	- - - - -		**....**	- - - - -		**....**
37.5	**3VX375**	874014	**18.55**	**3VX375-2**	486604	**41.19**	**3VX375-3**	486674	**61.77**	- - - - -		**....**	- - - - -		**....**
40.0	**3VX400**	874016	**21.16**	**3VX400-2**	486606	**35.51**	**3VX400-3**	486676	**92.16**	- - - - -		**....**	- - - - -		**....**
42.5	**3VX425**	874018	**20.51**	**3VX425-2**	486608	**38.75**	**3VX425-3**	486678	**58.11**	**3VX425-4**	486732	**77.03**	**3VX425-5**	486784	**96.29**
45.0	**3VX450**	874020	**21.28**	**3VX450-2**	486610	**47.16**	**3VX450-3**	486680	**78.40**	**3VX450-4**	486734	**83.87**	**3VX450-5**	486786	**99.93**
47.5	**3VX475**	874022	**23.67**	**3VX475-2**	486612	**45.75**	**3VX475-3**	486682	**103.03**	**3VX475-4**	486736	**82.83**	**3VX475-5**	486788	**101.72**
50.0	**3VX500**	874024	**24.12**	**3VX500-2**	486614	**48.35**	**3VX500-3**	486684	**72.52**	**3VX500-4**	486738	**84.29**	**3VX500-5**	486790	**105.36**
53.0	**3VX530**	874026	**23.21**	**3VX530-2**	486616	**57.00**	**3VX530-3**	486686	**85.52**	**3VX530-4**	486740	**114.02**	**3VX530-5**	486792	**109.00**
56.0	**3VX560**	874028	**20.32**	**3VX560-2**	486618	**45.32**	**3VX560-3**	486688	**74.63**	**3VX560-4**	486742	**106.36**	**3VX560-5**	486794	**112.62**
60.0	**3VX600**	874030	**19.85**	**3VX600-2**	486620	**47.49**	**3VX600-3**	486690	**117.44**	**3VX600-4**	486744	**94.43**	**3VX600-5**	486796	**118.10**
63.0	**3VX630**	874032	**27.88**	**3VX630-2**	486622	**46.67**	**3VX630-3**	486692	**92.65**	**3VX630-4**	486746	**114.93**	**3VX630-5**	486798	**121.72**
67.0	**3VX670**	874034	**29.05**	**3VX670-2**	486624	**62.33**	**3VX670-3**	486694	**73.11**	**3VX670-4**	486748	**101.72**	**3VX670-5**	486800	**133.41**
71.0	**3VX710**	874036	**30.75**	**3VX710-2**	486626	**51.53**	**3VX710-3**	486696	**84.60**	**3VX710-4**	486750	**126.86**	**3VX710-5**	486802	**134.43**
75.0	**3VX750**	874038	**33.59**	**3VX750-2**	486628	**54.32**	**3VX750-3**	486698	**81.47**	**3VX750-4**	486752	**113.36**	**3VX750-5**	486804	**141.69**
80.0	**3VX800**	874040	**32.13**	**3VX800-2**	486630	**71.18**	**3VX800-3**	486700	**86.72**	**3VX800-4**	486754	**126.57**	**3VX800-5**	486806	**158.22**
85.0	**3VX850**	874042	**16.42**	**3VX850-2**	486632	**61.98**	**3VX850-3**	486702	**92.98**	**3VX850-4**	486756	**129.31**	**3VX850-5**	486808	**161.68**
90.0	**3VX900**	874044	**29.38**	**3VX900-2**	486634	**84.97**	**3VX900-3**	486704	**136.99**	**3VX900-4**	486758	**159.01**	**3VX900-5**	486810	**182.98**
95.0	**3VX950**	874046	**41.91**	**3VX950-2**	486636	**70.31**	**3VX950-3**	486706	**182.49**	**3VX950-4**	486760	**146.76**	**3VX950-5**	486812	**183.46**
100.0	**3VX1000**	874048	**32.71**	**3VX1000-2**	486638	**74.51**	**3VX1000-3**	486708	**152.52**	**3VX1000-4**	486762	**155.50**	**3VX1000-5**	486814	**194.36**
106.0	**3VX1060**	874050	**33.58**	**3VX1060-2**	486640	**78.68**	**3VX1060-3**	486710	**118.02**	**3VX1060-4**	486764	**172.32**	**3VX1060-5**	486816	**205.29**
112.0	**3VX1120**	874052	**51.10**	**3VX1120-2**	486642	**85.63**	**3VX1120-3**	486712	**128.48**	**3VX1120-4**	486766	**178.72**	**3VX1120-5**	486818	**234.50**
118.0	**3VX1180**	874054	**35.11**	**3VX1180-2**	486644	**91.20**	**3VX1180-3**	486714	**143.58**	**3VX1180-4**	486768	**199.77**	**3VX1180-5**	486820	**237.97**
		3VXBELT			3V2BELT			3V3BELT			3V4BELT			3V5BELT	
125.0	**3VX1250**	874056	**41.61**	**3V1250-2**	486646	**97.48**	**3V1250-3**	486716	**236.69**	**3V1250-4**	486770	**203.44**	**3V1250-5**	486822	**254.30**
132.0	**3VX1320**	874058	**46.95**	**3V1320-2**	486648	**103.05**	**3V1320-3**	486718	**154.58**	**3V1320-4**	486772	**215.06**	**3V1320-5**	486824	**268.84**
140.0	**3VX1400**	874060	**44.15**	**3V1400-2**	486650	**109.31**	**3V1400-3**	486720	**163.99**	**3V1400-4**	486774	**228.15**	**3V1400-5**	486826	**285.20**
150.0	**3VX1500**	874062	**45.01**	- - - - -		**....**	- - - - -		**....**	- - - - -		**....**	- - - - -		**....**

5V TYPE V-BELTS STANDARD CONSTRUCTION

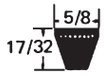

5-V cross section

HY-T WEDGE BELTS — HY-T TORQUE TEAM

Outside Length Inches	1 BAND OR SINGLE Part Number	Our Sequence Number	Per Each	2 BAND Part Number	Our Sequence Number	Per Each	3 BAND Part Number	Our Sequence Number	Per Each	4 BAND Part Number	Our Sequence Number	Per Each	5 BAND Part Number	Our Sequence Number	Per Each
		5VXBELT			5VX2BELT			5VX3BELT			5VX4BELT			5VX5BELT	
45.0	**5VX450**	874094	**$42.86**	- - - - -		**$....**	- - - - -		**$....**	- - - - -		**$....**	- - - - -		**$....**
47.0	**5VX470**	874096	**30.97**	- - - - -		**....**	- - - - -		**....**	- - - - -		**....**	- - - - -		**....**
49.0	**5VX490**	874098	**32.31**	- - - - -		**....**	- - - - -		**....**	- - - - -		**....**	- - - - -		**....**
50.0	**5VX500**	874100	**32.96**	**5VX500-2**	486836	**85.63**	**5VX500-3**	486914	**134.84**	- - - - -		**....**	- - - - -		**....**
51.0	**5VX510**	874101	**36.61**	- - - - -		**....**	- - - - -		**....**	- - - - -		**....**	- - - - -		**....**
53.0	**5VX530**	874102	**34.32**	**5VX530-2**	486838	**89.78**	**5VX530-3**	486916	**133.69**	- - - - -		**....**	- - - - -		**....**
54.0	**5VX540**	874103	**34.94**	- - - - -		**....**	- - - - -		**....**	- - - - -		**....**	- - - - -		**....**
55.0	**5VX550**	874150	**35.57**	- - - - -		**....**	- - - - -		**....**	- - - - -		**....**	- - - - -		**....**
56.0	**5VX560**	874104	**35.90**	**5VX560-2**	486840	**111.63**	**5VX560-3**	486918	**146.86**	**5VX560-4**	486992	**194.72**	**5VX560-5**	487066	**243.38**
57.0	**5VX570**	874105	**36.55**	- - - - -		**....**	- - - - -		**....**	- - - - -		**....**	- - - - -		**....**
58.0	**5VX580**	874152	**37.21**	- - - - -		**....**	- - - - -		**....**	- - - - -		**....**	- - - - -		**....**
59.0	**5VX590**	874154	**37.83**	- - - - -		**....**	- - - - -		**....**	- - - - -		**....**	- - - - -		**....**
60.0	**5VX600**	874106	**38.87**	**5VX600-2**	486842	**100.95**	**5VX600-3**	486920	**151.45**	**5VX600-4**	486994	**210.70**	**5VX600-5**	487068	**263.39**
61.0	**5VX610**	874107	**40.05**	- - - - -		**....**	- - - - -		**....**	- - - - -		**....**	- - - - -		**....**
63.0	**5VX630**	874108	**63.09**	**5VX630-2**	486844	**105.83**	**5VX630-3**	486922	**166.58**	**5VX630-4**	486996	**231.76**	**5VX630-5**	487070	**289.76**

MULTI BAND SPECIAL ORDER ONLY

CONTINENTAL-ContiTech (GOODYEAR) HEAVY DUTY MULTIPLE V-BELTS

5V TYPE V-BELTS STANDARD CONSTRUCTION

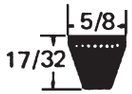

5-V cross section

	HY-T WEDGE BELTS 1 BAND OR SINGLE			HY-T TORQUE TEAM 2 BAND			3 BAND			4 BAND			5 BAND		
Outside Length Inches	Part Number	Our Sequence Number	Per Each	Part Number	Our Sequence Number	Per Each	Part Number	Our Sequence Number	Per Each	Part Number	Our Sequence Number	Per Each	Part Number	Our Sequence Number	Per Each
		5VXBELT			5VX2BELT			5VX3BELT			5VX4BELT			5VX5BELT	
65.0	**5VX650**	874109	**$42.10**	- - - - -		**$....**	- - - - -		**$....**	- - - - -		**$....**	- - - - -		**$....**
66.0	**5VX660**	874156	**42.75**	- - - - -		**....**	- - - - -		**....**	- - - - -		**....**	- - - - -		**....**
67.0	**5VX670**	874110	**49.49**	**5VX670-2**	486846	**112.78**	**5VX670-3**	486924	**169.21**	**5VX670-4**	486998	**390.23**	**5VX670-5**	487072	**294.25**
68.0	**5VX680**	874111	**44.05**	- - - - -		**....**	- - - - -		**....**	- - - - -		**....**	- - - - -		**....**
69.0	**5VX690**	874158	**46.20**	- - - - -		**....**	- - - - -		**....**	- - - - -		**....**	- - - - -		**....**
71.0	**5VX710**	874112	**31.73**	**5VX710-2**	486848	**119.77**	**5VX710-3**	486926	**179.64**	**5VX710-4**	487000	**414.31**	**5VX710-5**	487074	**312.43**
73.0	**5VX730**	874113	**49.83**	- - - - -		**....**	- - - - -		**....**	- - - - -		**....**	- - - - -		**....**
74.0	**5VX740**	874160	**48.13**	- - - - -		**....**	- - - - -		**....**	- - - - -		**....**	- - - - -		**....**
75.0	**5VX750**	874114	**75.57**	**5VX750-2**	486850	**132.98**	**5VX750-3**	486928	**234.06**	**5VX750-4**	487002	**277.51**	**5VX750-5**	487076	**331.18**
78.0	**5VX780**	874115	**60.04**	- - - - -		**....**	- - - - -		**....**	- - - - -		**....**	- - - - -		**....**
80.0	**5VX800**	874116	**80.62**	**5VX800-2**	486852	**166.35**	**5VX800-3**	486930	**292.60**	**5VX800-4**	487004	**277.51**	**5VX800-5**	487078	**607.51**
81.0	**5VX810**	874117	**52.63**	- - - - -		**....**	- - - - -		**....**	- - - - -		**....**	- - - - -		**....**
83.0	**5VX830**	874162	**77.98**	- - - - -		**....**	- - - - -		**....**	- - - - -		**....**	- - - - -		**....**
84.0	**5VX840**	874164	**84.63**	- - - - -		**....**	- - - - -		**....**	- - - - -		**....**	- - - - -		**....**
85.0	**5VX850**	874118	**68.56**	**5VX850-2**	486854xx	**152.71**	**5VX850-3**	486932	**261.20**	**5VX850-4**	487006	**303.72**	**5VX850-5**	487080	**465.36**
86.0	**5VX860**	874119	**56.68**	- - - - -		**....**	- - - - -		**....**	- - - - -		**....**	- - - - -		**....**
88.0	**5VX880**	874166	**93.33**	- - - - -		**....**	- - - - -		**....**	- - - - -		**....**	- - - - -		**....**
90.0	**5VX900**	874120	**93.53**	**5VX900-2**	486856	**151.09**	**5VX900-3**	486934	**226.67**	**5VX900-4**	487008	**522.72**	**5VX900-5**	487082	**394.18**
93.0	**5VX930**	874121	**64.21**	- - - - -		**....**	- - - - -		**....**	- - - - -		**....**	- - - - -		**....**
95.0	**5VX950**	874122	**90.28**	**5VX950-2**	486858	**162.23**	**5VX950-3**	486936	**266.46**	**5VX950-4**	487010	**338.60**	**5VX950-5**	487084	**423.23**
96.0	**5VX960**	874123	**63.97**	- - - - -		**....**	- - - - -		**....**	- - - - -		**....**	- - - - -		**....**
100.0	**5VX1000**	874124	**106.10**	**5VX1000-2**	486860	**171.30**	**5VX1000-3**	486938	**256.93**	**5VX1000-4**	487012	**616.28**	**5VX1000-5**	487086	**446.84**
103.0	**5VX1030**	874125	**105.29**	- - - - -		**....**	- - - - -		**....**	- - - - -		**....**	- - - - -		**....**
106.0	**5VX1060**	874126	**82.76**	**5VX1060-2**	486862	**181.74**	**5VX1060-3**	486940	**272.61**	**5VX1060-4**	487014	**398.00**	**5VX1060-5**	487088	**474.11**
108.0	**5VX1080**	874127	**81.30**	- - - - -		**....**	- - - - -		**....**	- - - - -		**....**	- - - - -		**....**
112.0	**5VX1120**	874128	**114.69**	**5VX1120-2**	486864	**236.63**	**5VX1120-3**	486942	**344.89**	**5VX1120-4**	487016	**420.89**	**5VX1120-5**	487090	**526.11**
115.0	**5VX1150**	874129	**84.30**	- - - - -		**....**	- - - - -		**...**	- - - - -		**....**	- - - - -		**....**
118.0	**5VX1180**	874130	**104.36**	**5VX1180-2**	486866	**202.61**	**5VX1180-3**	486944	**303.94**	**5VX1180-4**	487018	**422.87**	**5VX1180-5**	487092	**528.61**
123.0	**5VX1230**	874131	**117.50**	- - - - -		**....**	- - - - -		**....**	- - - - -		**....**	- - - - -		**....**
					5V2BELT			5V3BELT			5V4BELT			5V5BELT	
125.0	**5VX1250**	874132	**84.00**	**5V1250-2**	486868	**215.17**	**5V1250-3**	486946	**322.73**	**5V1250-4**	487020	**449.03**	**5V1250-5**	487094	**564.21**
132.0	**5VX1320**	874134	**126.29**	**5V1320-2**	486870	**227.00**	**5V1320-3**	486948	**340.48**	**5V1320-4**	487022	**473.73**	**5V1320-5**	487096	**592.16**
140.0	**5VX1400**	874136	**142.90**	**5V1400-2**	486872	**239.53**	**5V1400-3**	486950	**475.52**	**5V1400-4**	487024	**589.93**	**5V1400-5**	487098	**474.30**
150.0	**5VX1500**	874138	**159.65**	**5V1500-2**	486874	**257.64**	**5V1500-3**	486952	**386.44**	**5V1500-4**	487026	**537.68**	**5V1500-5**	487100	**672.09**
160.0	**5VX1600**	874140	**153.06**	**5V1600-2**	486876	**275.03**	**5V1600-3**	486954	**412.58**	**5V1600-4**	487028	**574.00**	**5V1600-5**	487102	**717.50**
170.0	**5VX1700**	874142	**174.52**	**5V1700-2**	486878	**292.44**	**5V1700-3**	486956	**438.67**	**5V1700-4**	487030	**610.32**	**5V1700-5**	487104	**762.90**
180.0	**5VX1800**	874144	**172.80**	**5V1800-2**	486880	**310.54**	**5V1800-3**	486958	**465.82**	**5V1800-4**	487032	**648.11**	**5V1800-5**	487106	**810.14**
190.0	**5VX1900**	874146	**....**	**5V1900-2**	486882	**328.65**	**5V1900-3**	486960	**492.96**	**5V1900-4**	487034	**685.90**	**5V1900-5**	487108	**857.36**
200.0	**5VX2000**	874148	**140.12**	**5V2000-2**	486884	**346.76**	**5V2000-3**	486962	**520.14**	**5V2000-4**	487036	**723.67**	**5V2000-5**	487110	**904.59**
		5VBELT													
212.0	**5V2120**	8741481	**141.78**	**5V2120-2**	486886	**368.36**	**5V2120-3**	486964	**552.53**	**5V2120-4**	487038	**768.72**	**5V2120-5**	487112	**960.92**
224.0	**5V2240**	8741482	**155.02**	**5V2240-2**	486888	**389.94**	**5V2240-2**	486966	**584.89**	**5V2240-4**	487040	**813.78**	**5V2240-5**	487114	**1017.20**
236.0	**5V2360**	8741483	**192.90**	**5V2360-2**	486890	**409.44**	**5V2360-3**	486968	**614.15**	**5V2360-4**	487042	**854.45**	**5V2360-5**	487116	**1068.06**
250.0	**5V2500**	8741484	**190.44**	**5V2500-2**	486892	**433.80**	**5V2500-3**	486970	**650.72**	**5V2500-4**	487044	**905.31**	**5V2500-5**	487118	**1131.66**
265.0	**5V2650**	8741485	**256.47**	**5V2650-2**	486894	**460.95**	**5V2650-3**	486972	**691.42**	**5V2650-4**	487046	**961.98**	**5V2650-5**	487120	**1202.48**
280.0	**5V2800**	8741486	**187.06**	**5V2800-2**	486896	**486.00**	**5V2800-3**	486974	**729.02**	**5V2800-4**	487048	**1014.31**	**5V2800-5**	487122	**1267.89**
300.0	**5V3000**	8741487	**200.19**	**5V3000-2**	486898	**520.14**	**5V3000-3**	486976	**780.23**	**5V3000-4**	487050	**1085.50**	**5V3000-5**	487124	**1356.89**
315.0	**5V3150**	874149	**210.12**	**5V3150-2**	486900	**545.90**	**5V3150-3**	486978	**818.86**	**5V3150-4**	487052	**1139.27**	**5V3150-5**	487126	**1424.11**
335.0	**5V3350**	8741491	**223.50**	**5V3350-2**	486902	**580.72**	**5V3350-3**	486980	**871.08**	**5V3350-4**	487054	**1211.92**	**5V3350-5**	487128	**1514.90**
355.0	**5V3550**	8741492	**270.24**	**5V3550-2**	486904	**615.54**	**5V3550-3**	486982	**923.31**	**5V3550-4**	487056	**1284.58**	**5V3550-5**	487130	**1605.73**

MULTI BAND SPECIAL ORDER ONLY

Prices subject to change without notice. **ASK FOR QUANTITY DISCOUNT**

1-800-228-9222 / e-mail: sales@baumhydraulics.com
Fax: 1-800-832-2522 / www.baumhydraulics.com / © Baum Hydraulics Corporation

BAUM HYDRAULICS CORPORATION

CONTINENTAL-ContiTech (GOODYEAR) HEAVY DUTY MULTIPLE V-BELTS

8V TYPE V-BELTS STANDARD CONSTRUCTION

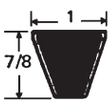

8-V cross section

Outside Length Inches	HY-T WEDGE BELTS 1 BAND OR SINGLE Part Number	Our Sequence Number 8VBELT	Per Each	HY-T TORQUE TEAM 3 BAND Part Number	Our Sequence Number 8V3BELT	Per Each	4 BAND Part Number	Our Sequence Number 8V4BELT	Per Each	5 BAND Part Number	Our Sequence Number 8V5BELT	Per Each
100.0	**8V1000**	487140	**$125.94**	**8V1000-3**	487210	**$490.89**	**8V1000-4**	487278	**$682.99**	**8V1000-5**	487346	**$853.72**
106.0	**8V1060**	487142	**133.45**	**8V1060-3**	487212	**520.14**	**8V1060-4**	487280	**723.67**	**8V1060-5**	487348	**904.59**
112.0	**8V1120**	487144	**150.61**	**8V1120-3**	487214	**550.43**	**8V1120-4**	487282	**765.81**	**8V1120-5**	487350	**957.27**
118.0	**8V1180**	487146	**149.00**	**8V1180-3**	487216	**580.72**	**8V1180-4**	487284	**807.96**	**8V1180-5**	487352	**1009.94**
125.0	**8V1250**	487148	**157.84**	**8V1250-3**	487218	**615.21**	**8V1250-4**	487286	**855.93**	**8V1250-5**	487354	**1069.89**
132.0	**8V1320**	487150	**166.71**	**8V1320-3**	487220	**649.65**	**8V1320-4**	487288	**903.86**	**8V1320-5**	487356	**1129.82**
140.0	**8V1400**	487152	**176.86**	**8V1400-3**	487222	**689.34**	**8V1400-4**	487290	**959.08**	**8V1400-5**	487358	**1198.84**
150.0	**8V1500**	487154	**189.75**	**8V1500-3**	487224	**739.48**	**8V1500-4**	487292	**1028.83**	**8V1500-5**	487360	**1286.03**
160.0	**8V1600**	487156	**202.34**	**8V1600-3**	487226	**788.59**	**8V1600-4**	487294	**1097.15**	**8V1600-5**	487362	**1371.43**
170.0	**8V1700**	487158	**217.06**	**8V1700-3**	487228	**846.00**	**8V1700-4**	487296	**1177.06**	**8V1700-5**	487364	**1471.30**
180.0	**8V1800**	487160	**228.86**	**8V1800-3**	487230	**891.97**	**8V1800-4**	487298	**1240.99**	**8V1800-5**	487366	**1551.24**
190.0	**8V1900**	487162	**190.55**	**8V1900-3**	487232	**943.16**	**8V1900-4**	487300	**1312.20**	**8V1900-5**	487368	**1640.24**
200.0	**8V2000**	487164	**255.13**	**8V2000-3**	487234	**994.31**	**8V2000-4**	487302	**1383.40**	**8V2000-5**	487370	**1729.26**
212.0	**8V2120**	487166	**270.95**	**8V2120-3**	487236	**1055.95**	**8V2120-4**	487304	**1469.13**	**8V2120-5**	487372	**1836.43**
224.0	**8V2240**	487168	**285.66**	**8V2240-3**	487238	**1113.40**	**8V2240-4**	487306	**1549.06**	**8V2240-5**	487374	**1936.32**
236.0	**8V2360**	487170	**315.45**	**8V2360-3**	487240	**1170.86**	**8V2360-4**	487308	**1629.00**	**8V2360-5**	487376	**2036.25**
250.0	**8V2500**	487172	**318.11**	**8V2500-3**	487242	**1239.77**	**8V2500-4**	487310	**1724.90**	**8V2500-5**	487378	**2156.13**
265.0	**8V2650**	487174	**374.46**	**8V2650-3**	487244	**1314.99**	**8V2650-4**	487312	**1829.52**	**8V2650-5**	487380	**2286.90**
280.0	**8V2800**	487176	**357.22**	**8V2800-3**	487246	**1392.26**	**8V2800-4**	487314	**1937.05**	**8V2800-5**	487382	**2421.33**
300.0	**8V3000**	487178	**382.70**	**8V3000-3**	487248	**1491.49**	**8V3000-4**	487316	**2075.10**	**8V3000-5**	487384	**2593.88**
315.0	**8V3150**	487180	**402.26**	**8V3150-3**	487250	**1567.74**	**8V3150-4**	487318	**2181.17**	**8V3150-5**	487386	**2726.48**
335.0	**8V3350**	487182	**428.25**	**8V3350-3**	487252	**1669.04**	**8V3350-4**	487320	**2322.14**	**8V3350-5**	487388	**2902.67**
355.0	**8V3550**	487184	**453.72**	**8V3550-3**	487254	**1768.27**	**8V3550-4**	487322	**2460.19**	**8V3550-5**	487390	**3075.25**
375.0	**8V3750**	487186	**479.71**	**8V3750-3**	487256	**2425.42**	**8V3750-4**	487324	**2601.15**	**8V3750-5**	487392	**3100.71**
400.0	**8V4000**	487188	**512.94**	**8V4000-3**	487258	**1999.06**	**8V4000-4**	487326	**2781.34**	**8V4000-5**	487394	**3476.67**
425.0	**8V4250**	487190	**546.16**	**8V4250-3**	487260	**2128.60**	**8V4250-4**	487328	**2961.51**	**8V4250-5**	487396	**3701.91**
450.0	**8V4500**	487192	**579.39**	**8V4500-3**	487262	**2258.11**	**8V4500-4**	487330	**3141.71**	**8V4500-5**	487398	**3927.13**
475.0	**8V4750**	487194	**612.64**	**8V4750-3**	487264	**2387.64**	**8V4750-4**	487332	**3321.90**	**8V4750-5**	487400	**4152.38**
500.0	**8V5000**	487196	**645.86**	**8V5000-3**	487266	**2517.15**	**8V5000-4**	487334	**3502.10**	**8V5000-5**	487402	**4377.65**
560.0	**8V5600**	487198	**725.73**	**8V5600-3**	487268	**2828.37**	**8V5600-4**	487336	**3935.14**	**8V5600-5**	487404	**4918.92**

MULTI BAND SPECIAL ORDER ONLY

DOUBLE-V HEX V-BELTS

Part Number	Outside Length	Our Sequence Number	Per Each
	AABELT		
A-51A	53.1	485452	**$26.12**
A-55A	57.1	485454	**23.81**
A-60A	62.1	485456	**27.83**
A-64A	66.1	485457	**25.06**
A-66A	68.1	485458	**25.69**
A-68A	70.1	485460	**26.21**
A-70A	72.1	485462	**27.37**
A-75A	77.1	485464	**28.55**
A-80A	82.1	485468	**46.47**
A-85A	87.1	485470	**37.36**
A-90A	92.1	485472	**35.34**
A-92A	94.1	485474	**36.15**
A-96A	98.1	485476	**39.54**
A-105A	107.1	485478	**61.36**
A-112A	114.1	485480	**71.76**
A-120A	122.1	485482	**45.62**
A-128A	130.1	485484	**59.24**
	BBBELT		
B-35B	37.9	485490	**37.80**
B-38B	40.9	485491	**28.57**
B-42B	44.9	485492	**31.86**
B-43B	45.9	485493	**27.94**
B-45B	47.9	485494	**29.08**
B-53B	55.9	485498	**34.06**
B-55B	57.9	485502	**54.11**
B-64B	66.9	485506	**41.80**
B-68B	70.9	485508	**$45.86**
B-71B	73.9	485510	**48.91**
B-72B	74.9	485512	**41.53**
B-73B	75.9	485514	**43.47**
B-74B	76.9	485516	**40.58**
B-75B	77.9	485518	**52.87**
B-81B	83.9	485520	**69.99**
B-83B	85.9	485522	**48.22**
B-85B	87.9	485524	**54.40**
B-90B	92.9	485527	**51.43**
B-92B	94.9	485528	**53.00**
B-93B	95.9	485530	**59.69**
B-94B	96.9	485532	**35.69**
B-96B	98.9	485534	**36.48**
B-97B	99.9	485536	**36.85**
B-103B	105.9	485538	**64.93**
B-105B	107.9	485540	**59.85**
B-107B	109.9	485542	**91.89**
B-108B	110.9	485544	**92.97**
B-111B	113.9	485546	**71.48**
B-112B	114.9	485548	**96.96**
B-116B	118.9	485550	**73.62**
B-117B	119.0	485552	**66.90**
B-118B	120.9	485554	**67.21**
B-120B	122.9	485556	**102.38**
B-122B	124.9	485558	**68.19**
B-123B	125.9	485560	**83.30**
B-124B	126.9	485562	**46.26**
B-128B	130.9	485564	**45.57**
B-129B	131.9	485566	**$48.39**
B-130B	132.9	485568	**74.42**
B-136B	138.9	485570	**74.33**
B-140B	142.9	485572	**52.54**
B-144B	146.9	485574	**82.53**
B-155B	157.9	485576	**124.07**
B-158B	160.9	485578	**85.52**
B-162B	164.9	485580	....
B-168B	170.9	485582	**67.24**
B-169B	171.9	485584	**91.33**
B-173B	175.9	485586	**93.52**
B-180B	182.9	485588	**98.04**
B-182B	184.9	485590	**98.94**
B-190B	192.9	485592	**162.76**
B-195B	197.9	485594	**106.06**
B-210B	212.9	485596	**114.00**
B-225B	227.9	485598	**121.05**
B-226B	228.9	485600	**121.64**
B-228B	230.9	485602	**122.70**
B-230B	232.9	485604	**123.76**
B-240B	242.9	485606	**135.18**
B-255B	257.9	485608	**137.38**
B-267B	269.9	485610	**144.23**
B-270B	272.9	485612	**145.92**
B-273B	275.9	485614	**147.53**
B-277B	279.9	485616	**149.69**
B-278B	280.9	485618	**150.23**
B-285B	287.9	485620	**153.88**
B-300B	302.9	485622	**161.89**
	CCBELT		
C-81C	85.2	485632	**$83.13**
C-85C	89.2	485634	**89.53**
C-90C	94.2	485636	**95.30**
C-96C	100.2	485638	**98.02**
C-105C	109.2	485640	**116.23**
C-112C	116.2	485642	**114.03**
C-120C	124.2	485644	**121.97**
C-128C	132.2	485646	**130.00**
C-136C	140.2	485648	**137.25**
C-144C	148.2	485650	**145.95**
C-148C	152.2	485652	**149.11**
C-158C	162.2	485654	**167.45**
C-162C	166.2	485656	**171.05**
C-173C	177.2	485658	**174.46**
C-180C	184.2	485660	**205.89**
- - - - - -	- - - -	- - - - -	....
C-210C	214.2	485664	**213.14**
C-225C	229.2	485666	**226.04**
C-240C	244.2	485668	**239.43**
C-255C	259.2	485670	**256.03**
C-270C	274.2	485672	**270.19**
C-300C	304.2	485674	**299.78**
C-330C	334.2	485676	**329.47**
C-360C	364.2	485678	**359.06**
C-390C	394.2	485680	**389.85**
C-420C	424.2	485682	**420.66**

 © Baum Hydraulics Corporation

BAUM IRON HIGH PERFORMANCE REINFORCED WHEELS FOR RIGHT ANGLE GRINDERS COMPARE OUR LOW PRICES

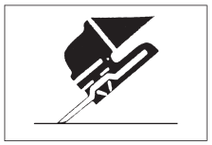

With plain hole or With Built-in Throw-Away Hub 24 Grit

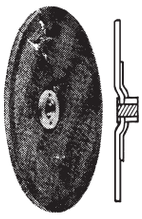

Right Angle Grinder Straight Wheel Type 27

Reinforced resinoid bonded wheels with multiple layers of tough glass fiber securely bonded to the abrasive.

Some have built-in throw-away threaded hub that can mounted in seconds. The hub is 5/8" - 11 thread. Others with plain-hole for adapter.

For snagging, weld grinding and other portable grinding operations. Fast cutting with long life. Straight wheels allow an easier and more comfortable angle with greater control and reduced operator fatigue.

For Metal and Stainless Steel Fast Grind

Size Inches	Max. RPM	Carton Qty.	Our Sequence Number	Per Each
Straight Wheel with Threaded Hub-Med. Type 27				
4-1/2x1/4x5/8-11	13,300	25	0028653	**$6.81**
5x1/4x5/8-11	12,000	25	0028654	**5.88**
7x1/4x5/8-11	8,600	10	002854	**10.84**
9x1/4x5/8-11	6,800	10	002858	**14.76**

For Metal and Stainless Steel Fast Grind

Straight Wheel with Plain Hole-Med. Type 27 Makita Grinders Uses 4 and 5 inch				
4-1/2x1/4x7/8	13,300	25	002853	**4.96**
5x1/4x7/8	12,000	25	002857	**6.54**
7x1/4x7/8	8,600	10	002856	**8.00**
9x1/4x7/8	6,800	10	002860	**7.65**

For Cutting & Slotting Metal and Stainless Steel

Straight Wheel with Threaded Hub-Med. Type 27				
4-1/2x1/8x5/8-11	13,300	25	0028652	**3.78**
7x1/8x5/8-11	8,600	10	002864	**6.54**

For Cutting & Slotting Metal and Stainless Steel

Straight Wheel with Plain Hole-Med. Type 27 Makita Grinders Use 4 inch				
4x1/8x5/8	15,000	25	002851	**2.54**
4-1/2x1/8x7/8	13,300	25	002862	**0.91**

For Alumimum Grinding

Size Inches	Max. RPM	Carton Qty.	Our Sequence Number	Per Each
Straight Wheel with Threaded Hub-Med. Type 27				
4x1/4x5/8	15,000	25	002920	**$....**
4-1/2x1/4x7/8	13,300	25	002922	**....**
4-1/2x1/4x5/8-11	13,300	25	002924	**5.09**
7x1/4x5/8-11	10,000	10	002932	**8.24**

BAUM IRON CHOP SAW CUT-OFF SEMI-RIGID WHEELS Straight Wheel-A30S7-BR Grit COMPARE OUR LOW PRICES

A Semi-rigid straight wheel bonded with resinoid and a woven fabric for reinforcement for all cutting off operations where impact and shock resistance is required.

CHOP SAW TABLE TOP

Size Inches	Max. RPM	Carton Qty.	Our Sequence Number	Per Each
TABLE TOP CHOP SAW CUT-OFF WHEELS WITH 1" BORE-REINFORCED FOR CHOP SAW TABLE TOP CUT OFF MACHINES				
12x3/32x1	5,092	10	002890	**$....**
14x3/32x1	4,366	10	002895	**14.64**
16x3/32x1	3,820	10	002898	**....**

STATIONARY SAW

STATIONARY SAW HEAVY DUTY CUT-OFF WHEELS FOR MACHINES WITH THEIR OWN LEGS WITH 1" BORE-REINFORCED				
12x1/8x1HVY	4,366	10	002892	**10.02**
14x1/8x1HVY	4,366	10	002897	**....**
16x5/32x1HVY	3,865	10	002899	**29.47**
20x3/16x1HVY	3,066	10	002901	**43.25**

HAND HELD

HAND HELD HIGH SPEED GAS AND ELECTRIC CUT-OFF SAW WHEELS				
For Metal Cutting				
12x1/8x20mm	6,300	10	002960	**$....**
12x1/8x1	6,300	10	002962	**....**
14x1/8x20mm	5,400	10	002964	**....**
14x1/8x1	5,400	10	002966	**....**
For Rail Track				
16x1/8x1	4,500	10	- - - - -	....
For Concrete				
12x1/8x20mm	6,300	10	002968	**....**
14x1/8x20mm	5,400	10	002972	**....**
14x1/8x1	5,400	10	002974	**....**

ROAD CONSTRUCTION SAW CUTTING WHEELS



For Concrete				
14x3/16x1 D1	4,365	10	002980	**$10.68**
For Asphalt and Green Concrete				
14x3/16x1 D1	4,365	10	002982	**....**

CIRCULAR SAW - SKIL SAW CUT - OFF WHEELS

For Metal With 5/8 Round Hole With Diamond Knock-out for Worm Drive Saws				
7x3/32x5/8Dia	8,600	25	002988	**....**
For Masonry				
7x1/8x5/8Dia	8,600	25	002990	**4.49**

Prices subject to change without notice. **ASK FOR QUANTITY DISCOUNT**

BAUM IRON WAFFLED WHEELS



Grinding & finishing from one wheel-by using simple grinding technique, a single semi-flexible grade will cut aggressively like a 24 grit depressed center wheel, then blend in a ready to paint finish like a sanding disc.

The semi-flexible grinding wheel flexes to follow contoured surfaces.

Comes complete with a throw away spin on adapter. No need for backup pads and nut assemblies.

Grinding Technique

For fast material removal increase the grinding angle between the wheel and the workpiece.

FOR BLENDING AND FINISHING decrease the grinding angle and apply light pressure and fluid motion. (Note-maintain a minimum grinding angle of at least 15 degrees-**Do not use flat.**)

For Metal, Stainless Steel, and Aluminum

Size Inches	Max. RPM	Carton Qty.	Our Sequence Number	Per Each
		MEDIUM GRIT		
4x1/8x5/8	15,000	25	002910	**$5.31**
5x1/8x7/8	12,000	25	002914	**6.07**
7x1/8x5/8-11	8,600	25	002916	**10.66**

PREMIUM ZIRCONIA ALUMINA RIGHT ANGLE FLAP WHEEL



Our most productive and efficient super flap disc. Ideal for high production grinding, blending, deburring and finishing. Performs well on a variety of materials, including carbon, stainless steel, aluminum and fiberglass. Resists loading and outlasts aluminum oxide grain by two to one.

Type 27

Size Inches	Grit	Max. RPM	Carton Qty.	Our Sequence Number	Per Each
4-1/2x7/8 Flap 27	40	13,300	10	002995	**$7.43**
4-1/2x7/8 Flap27	60	13,300	10	003000	**7.43**
4-1/2x7/8 Flap27	80	13,300	10	0030005	**7.43**
4-1/2x7/8 Flap27	120	13,300	10	0030008	**9.43**
4-1/2x5/8-11 Flap 27	60	13,300	10	003001	**9.73**
5x7/8 Flap27	60	12,000	10	003002	**10.07**
7x5/8-11 Flap27	60	8,600	10	003004	**14.71**
Type 29					
4-1/2x7/8 Flap29	60	13,300	10	003020	**7.43**
4-1/2x7/8 Flap29	80	13,300	10	0030205	**6.00**
4-1/2x5/8x11 Flap 29	60	13,300	10	- - - - -	**....**
5x7/8 Flap29	60	12,000	10	- - - - -	**....**
7x5/8-11 Flap29	60	8,600	10	003024	**15.18**

BABBITT METAL

ADAMANT SUPER GENUINE

The Finest Available. Recommended for heavy work and high speed machinery. In approx. 10 lbs. ignots.

PYRAMID

Second only to Adamant in Quality. A copper-hardened anti-friction alloy. Flows freely at less than 500 deg. F. Except where the most excessive strains and the highest speeds are developed, this alloy is recommended for all types of machinery. In approx. 10 lb. ingots.

ANALYSIS OF BABBIT METAL

Name	Our Sequence Number	Per Pound	% Tin	% Antimony	% Copper	% Lead
Adamant Super	597840	**$....**	91	4-1/2	4-1/2	0
Pyramid	597760	**....**	10	12-1/2	1/2	77
Anti-Friction	597632	**....**	2	15	0	83

PENCIL GRINDER & DIE GRINDER SMALL WHEELS

USE ONLY ON PENCIL/DIE GRINDERS

Size Inches	Max. RPM	Carton Qty.	Our Sequence Number	Per Each
		Coarse		
3x1/8x3/8	25,000	25	002872	**$2.47**
4x1/8x3/8	19,000	25	- - - - -	**....**
		Medium		
2x1/16x3/8	30,558	50	002868	**1.33**
3x1/16x3/8	25,000	50	0028732	**3.58**
4x1/16x3/8	19,000	50	002876	**4.15**
		Fine		
2x.035x3/8	30,558	100	- - - - -	**....**
3x.035x3/8	25,000	100	002873	**2.72**
4x.035x3/8	19,000	100	002875	**3.80**

THIN ANGLE GRINDER CUT OFF WHEELS

For Cutting ONLY. Type 1 wheel flange required.

Size Inches	Max. RPM	Carton Qty.	Our Sequence Number	Per Each
4x3/32x5/8	19,000	50	0028661	**$3.23**
4x.040x5/8	19,000	50	0028663	**2.54**
4-1/2x.045x7/8	13,300	25	0028662	**4.34**
6x.045x7/8	13,300	25	00286625	**5.80**

 © Baum Hydraulics Corporation

DEWALT BANDSAW BLADES

Made by LENOX

Sequence #	Item Description	Item Description 2	Price
961000	7-9x3/4x.035	Dewalt 5-8T Bandsaw M-42	Call
961007	7-9x3/4x.035	Dewalt 6/10T Bandsaw M-42	Call
961009	7-9x3/4x.035	Dewalt 8/12T Bandsaw M-42	66.44
961012	7-9x3/4x.035	Dewalt 10/14T Bandsaw M-42	Call
961021	8-10x1x.035	Dewalt 10/14T Bandsaw M-42	Call
961010	9-6x3/4x.035	Dewalt 8/12T Bandsaw M-42	Call
961008	10-0x3/4x.035	Dewalt 6/10T Bandsaw M-42	61.32
961013	10-0x3/4x.035	Dewalt 10/14T Bandsaw M-42	79.58
961001	10-0x1x.035	Dewalt 4-6T Bandsaw M-42	Call
961014	10-0x1x.035	Dewalt 5/8T Bandsaw M-42	Call
961017	10-0x1x.035	Dewalt 6/10T Bandsaw M-42	Call
961019	10-0x1x.035	Dewalt 8/12T Bandsaw M-42	Call
961022	10-0x1x.035	Dewalt 10/14T Bandsaw M-42	91.28
961002	11-0x1x.035	Dewalt 4-6T Bandsaw M-42	Call
961011	11-6x3/4x.035	Dewalt 8/12T Bandsaw M-42	89.44
961006	11-6x1x.035	Dewalt 4-6T Bandsaw M-42	78.25
961015	12-0x1x.035	Dewalt 5/8T Bandsaw M-42	Call
961018	12-0x1x.035	Dewalt 6/10T Bandsaw M-42	81.07
961003	12-10x1x.035	Dewalt 4-6T Bandsaw M-42	Call
961004	13-6x1x.035	Dewalt 4-6T Bandsaw M-42	89.52
961016	13-6x1x.035	Dewalt 5/8T Bandsaw M-42	118.40
961020	13-6x1x.035	Dewalt 8/12T Bandsaw M-42	Call
961005	14-6x1x.035	Dewalt 4-6T Bandsaw M-42	95.18
961023	15-6x1-1/4x.042	Dewalt 5/8T Bandsaw M-42	121.30

DEWALT BANDSAW BLADES

Made by LENOX

Sequence #	Item Description	Item Description 2	Price
G760041	7-1x3/4x.035	10/14T Bandsaw Classic M-42 Edge	$49.32
G76005	7-6x3/4x.035	10/14T Bandsaw Classic M-42 Edge	49.32
G295055	7-9x1/2x.025	10/14T Bandsaw Diemaster M-42 Edge	Call
G2950555	7-9-1/2x1/2x.025	10/14T Bandsaw Diemaster M-42 Edge	Call
G295056	7-10x1/2x.025	10/14T Bandsaw Diemaster M-42 Edge	48.71
G77506	8-0x1x.035	8/12T Bandsaw Classic M-42 Edge	Call
G78006	8-0x1x.035	10/14T Bandsaw Classic M-42 Edge	58.52
G760061	8-1x3/4x.035	10/14T Bandsaw Classic M-42 Edge	Call
G295062	8-2-1/2x1/2x.025	10/14T Bandsaw Diemaster M-42 Edge	Call
G760068	8-5x3/4x.035	10/14 Bandsaw Classic M-42 Edge	54.12
G77007	8-6x1x.035	6/10T Bandsaw Classic M-42 Edge	61.34
G780082	9-2x1x.035	10/14T Bandsaw Classic M-42 Edge	66.97
G775092	9-6x1/2x1x.035	8/12T Bandsaw Classic M-42 Edge	Call
G76409	9-6x1x.035	5-8T Bandsaw Classic M-42 Edge	66.97
G77509	9-6x1x.035	8/12T Bandsaw Classic M-42 Edge	66.97
G770095	9-7x1x.035	9/10T Bandsaw Classic M-42 Edge	69.80
G760093	9-7x3/4x.035	10/14T Bandsaw Classic M-42 Edge	Call
G605096	9-8x3/4x.035	4-6T Bandsaw Classic M-42	Call
G760095	9-9x3/4x.035	10/14T Bandsaw Classic M-42 Edge	Call
G780098	9-11-1/2x1x.035	10/14T Bandsaw Classic M-42 Edge	69.80
G29510	10-0x1/2x.025	10/14T Bandsaw Diemaster M-42 Edge	Call
G775118	10-10-1/2x1x.035	8/12T Bandsaw Classic M-42 Edge	75.45
G780115	10-10-1/2x1x.035	10/14T Bandsaw Classic M-42 Edge	Call
G755118	10-10-1/2x3/4x.035	8/12T Bandsaw Classic M-42 Edge	86.17
G605116	10-10-1/2x3/4x03	4-6T Bandsaw Classic M-42	Call
G7801145	10-10x1x.035	10/14T Bandsaw Classic M-42 Edge	75.45
G760118	10-10x3/4x.035	10/14T Bandsaw Classic M-42 Edge	66.09
G780105	10-5x1x.035	10/14T Bandsaw Classic M-42 Edge	Call
G77011	10-6x1x.035	6/10T Bandsaw Classic M-42 Edge	Call
G77511	10-6x1x.035	8/12T Bandsaw Classic M-42 Edge	72.62
G764117	10-9x1x.035	5-8T Bandsaw Classic M-42 Edge	75.42
G76412	11-0x1x.035	5-8T Bandsaw Classic M-42 Edge	99.02
G77012	11-0x1x.035	6/10T Bandsaw Classic M-42 Edge	Call
G77512	11-0x1x.035	8/12T Bandsaw Classic M-42 Edge	99.02
G78012	11-0x1x.035	10/14T Bandsaw Classic M-42 Edge	Call
G770123	11-3x1x.035	6/10T Bandsaw Classic M-42 Edge	78.25
G760127	11-4x3/4x.035	10/14T Bandsaw Classic M-42 Edge	68.49
G635125	11-5x1x.035	3-4T Bandsaw Classic M-42	78.25

 © Baum Hydraulics Corporation

DEWALT BANDSAW BLADES

Made by LENOX

Sequence #	Item Description	Item Description 2	Price
G760128	11-5x3/4x.035	10/14T Bandsaw Classic M-42 Edge	Call
G76413	11-6x1x.035	5/8T Bandsaw Classic M-42 Edge	....
G77013	11-6x1x.035	6/10T Bandsaw Classic M-42 Edge	78.25
G77513	11-6x1x.035	8/12T Bandsaw Classic M-42 Edge	Call
G78013	11-6x1x.035	10/14T Bandsaw Classic M-42 Edge	102.91
G61513	11-6x3/4x.035	5-8T Bandsaw Classic M-42	Call
G75013	11-6x3/4x.035	6/10T Bandsaw Classic M-42 Edge	68.49
G76013	11-6x3/4x.035	10/14T Bandsaw Classic M-42 Edge	89.44
G77514	12-0x1x.035	8/12T Bandsaw Classic M-42 Edge	Call
G78014	12-0x1x.035	10/14T Bandsaw Classic M-42 Edge	81.07
G780155	12-10x1x.035	10/14T Bandsaw Classic M-42 Edge	86.72
G760141	12-1x3/4.035	10/14T Bandsaw Classic M-42 Edge	73.29
G77015	12-6x1x.035	6/10T Bandsaw Classic M-42 Edge	110.64
G60515	12-6x3/4x.035	4-6T Bandsaw Classic M-42	73.29
G770178	13-10x1x.035	6/10T Bandsaw Classic M-42 Edge	Call
G780175	13-11x1x.035	10/14T Bandsaw Classic M-42 Edge	92.35
G775164	13-2x1x.035	8/12T Bandsaw Classic M-42 Edge	112.40
G764165	13-3x1x.035	5-8T Bandsaw Classic M-42 Edge	Call
G770163	13-3x1x.035	6/10T Bandsaw Classic M-42 Edge	Call
G775165	13-3x1x.035	8/12T Bandsaw Classic M-42 Edge	112.40
G79517	13-6x1-1-1/4x.042	5/8T Bandsaw Classic M-42 Edge	107.71
G77017	13-6x1x.035	6/10T Bandsaw Classic M-42 Edge	118.40
G76418	14-0x1x.035	5-8T Bandsaw Classic M-42 Edge	Call
G78018	14-0x1x.035	10/14T Bandsaw Classic M-42 Edge	Call
G78519	14-6x1-1/4x.042	3/4T Bandsaw Classic Pro M-42 Edge	114.50
G79019	14-6x1-1/4x.042	4/6T Bandsaw Classic M-42 Edge	114.50
G79519	14-6x1-1/4x.042	5/8T Bandsaw Classic M-42 Edge	151.56
G80019	14-6x1-1/4x.042	6/10T Bandsaw Classic M-42 Edge	151.56
G73519	14-6x1x.035	3/4T Bandsaw Contestor GT M-42	95.18
G77519	14-6x1x.035	8/12T Bandsaw Classic M-42 Edge	Call
G78019	14-6x1x.035	10/14T Bandsaw Classic M-42 Edge	95.18
G64520	15-0x1x.035	4-6T Bandsaw Classic M-42	....
G76420	15-0x1x.035	5-8T Bandsaw Classic M-42 Edge	Call
G795218	15-8x1-1/4x.042	5/8T Bandsaw Classic M-42 Edge	124.69
G80522	16-0x1-1/4x.042	8/12T Bandsaw Classic M-42 Edge	124.69
G79524	17-0x1-1/4x.042	5/8T Bandsaw Classic M-42 Edge	Call
G79025	17-6x1-1/4x.042	4/6T Bandsaw Classic M-42 Edge	179.53

CLEVELAND JOBBERS LENGTH STRAIGHT SHANK DRILL

Generic is for example: 1/4 C
Part no. is for example: 1/4 Drill

Diam. Inches	Overall Lgth.In.	Pkg. Qty	ECONOMY CLELINE 118º Point 1800/1899 SRFTRT Our Sequence Number 1800DR	Per Each	BEST CLEFORGE 118º Point 2001 SRTFTRT Our Sequence Number 2001DR	Per Each	SUPER Cobalt CLEFORGE 135º Split Pt. 2013/2213 Bronze Our Sequence Number 2013DR	Per Each	HEAVY DUTY CLELINE 135º Point 1804/1897 SRFTRT Our Sequence Number 1840DR	Per Each	SHORT LENGTH CLELINE 135º Split Pt. 1810/1896 SRFTRT Our Sequence Number 1810DR	Per Each
1/64	3/4	10	....	$....	005220	$4.19	006250	$5.40	....	$....	....	$....
1/32	1-3/8	10	....	....	- - - -	....	006252	4.93	....	....	....	....
3/64	1-3/4	10	....	....	005224	1.44	006254	2.20	....	....	....	....
1/16	1-7/8	10	005500	1.16	005226	2.54	006256	2.77	....	....	005362	1.23
5/64	2	10	005502	1.18	005228	2.67	006258	2.32	007944	0.86	005364	0.87
3/32	2-1/4	10	005504	1.27	005230	2.69	006260	2.41	....	....	005366	0.84
7/64	2-5/8	10	....	....	005232	2.71	006262	3.66	....	....	005368	1.33
1/8	2-3/4	10	005508	1.48	005234	2.73	006264	4.04	....	....	005370	1.72
9/64	2-7/8	10	005510	1.61	005236	2.90	006266	4.34	....	....	005372	1.63
5/32	3-1/8	10	005512	1.70	005238	3.10	006268	3.50	....	....	005375	1.89
11/64	3-1/4	10	005514	1.57	005240	3.14	006270	4.02	....	....	005377	1.94
3/16	3-1/2	10	005516	2.09	005242	3.57	- - - -	....	....	....	005380	2.30
13/64	3-5/8	10	005518	2.28	005244	3.96	006274	5.63	....	....	005382	2.21
7/32	3-3/4	10	005520	2.45	005246	4.41	006276	6.68	....	....	005385	2.26
15/64	3-7/8	10	005522	2.41	005248	....	006278	5.53	....	....	005387	1.45
1/4	4	10	005524	3.07	005250	4.95	006280	7.85	....	....	005390	2.88
17/64	4-1/8	10	005526	3.20	005252	5.96	006282	6.77	....	....	005392	3.33
9/32	4-1/4	10	005528	3.66	005254	5.63	006284	7.53	....	....	005396	....
19/64	4-3/8	6	005530	4.06	005256	7.37	006286	10.34	....	....	005397	2.08
5/16	4-1/2	5	005532	4.54	005258	7.68	006288	12.45	....	....	005401	4.24
21/64	4-5/8	5	....	....	005260	9.01	006290	12.30	....	....	005404	4.95
11/32	4-3/4	5	005536	5.44	005262	8.54	006292	11.18	....	....	....	....
23/64	4-7/8	5	005538	6.15	....	....	006294	15.62	....	....	005407	4.39
3/8	5	5	005540	6.71	005266	11.12	006296	17.93	....	....	005410	6.28
25/64	5-1/8	5	005542	7.55	005268	13.37	006298	18.43	....	....	005412	6.86
13/32	5-1/4	5	005544	7.29	005270	14.10	006300	15.59	....	....	005415	6.45
27/64	5-3/8	5	005546	7.01	005272	....	006302	17.03	007988	4.61	....	....
7/16	5-1/2	5	005548	8.86	005274	15.70	006304	24.38	....	....	005420	....
29/64	5-5/8	5	005550	9.40	005276	10.50	006306	20.53	007992	5.52	005422	8.41
15/32	5-3/4	5	005552	....	005278	16.75	006308	21.50	....	....	005425	5.11
31/64	5-7/8	5	005554	10.62	005280	....	006310	23.54	007996	5.95	005427	5.29
1/2	6	5	005556	12.04	005282	20.19	006312	31.76	....	....	005430	9.37

CLEVELAND BLACKSMITHS' DRILLS

No. 2001 Old 917 - Fractional Sizes
High Speed Steel Black

Size Inches	Overall Lgth. Ins.	Our Sequence Number	Per Each
33/64	6-5/8	005300	$26.09
17/32	6-5/8	005305	46.89
35/64	6-5/8	005310	29.99
9/16	6-5/8	005315	28.17
37/64	6-5/8	005320	32.42
19/32	7-1/8	005325	33.25
39/64	7-1/8	005330	45.45
5/8	7-1/8	005335	47.92
41/64	7-1/8	005340	40.48
21/32	7-1/8	005345	71.27
43/64	7-5/8	005350	44.01
11/16	7-5/8	005355	44.99

Generic is for example: 5/8 Drill
No. 1836 and 1892-High Speed
Steel Shank 1/2" diameter, 2-1/4" long.
In round shanks only. Overall Length 6 ins.
For small sizes use No. 972 1/4" Shank Drill.

Diam. Inches	Our Sequence Number	Per Each 1836DR	Diam. Inches	Our Sequence Number	Per Each 1836DR	Diam. Inches	Our Sequence Number	Per Each 1836DR
1/2	007501	$21.37	21/32	007526	$30.55	27/32	007556	$36.38
33/64	007503	23.33	43/64	007528	30.98	7/8	007561	41.37
17/32	007506	24.60	11/16	007531	32.21	29/32	007566	42.36
35/64	007508	17.78	45/64	007534	24.88	15/16	007571	45.80
9/16	007512	24.60	23/32	007536	32.10	31/32	007576	35.86
37/64	007514	24.40	47/64	007538	24.45	1	0075815	54.63
19/32	007516	23.24	3/4	007541	35.17	1-1/16	007586	68.99
39/64	007518	....	49/64	007543	33.11	1-1/8	007591	75.01
5/8	007521	28.51	25/32	007547	37.58	1-3/16	007597	82.17
41/64	007524	29.37	13/16	007551	38.46	1-1/4	007601	89.10

JOBBERS LENGTH
2006 LEFTHAND
CLEFORGE
118º Point

Size Inches	Our Seq. Number 2006DR	Per Each
1/8	004775	$5.55
3/16	- - - - -	....
1/4	004802	10.08
5/16	004804	14.17
3/8	004806	21.20
1/2	004810	33.79

ASK FOR QUANTITY DISCOUNT *Prices subject to change without notice.*

 © Baum Hydraulics Corporation

CLEVELAND END MILLS

Generic is for example: 1/4 END
Part no. is for example: 1/4 E

Two Flute Single End Mills Center Cutting High Speed Keyway Tolerance				Four Flute Single End Mills Center Cutting High Speed Regular			Cobalt Regular		Four Flute Double End Mills Center Cutting High Speed Regular			Cobalt Regular	
Mill Diam Inches	Shank Diam. Inches	Our Sequence Number	Per Each	Shank Diam. Inches	Our Sequence Number	Per Each	Our Sequence Number	Per Each	Shank Diam. Inches	Our Sequence Number	Per Each	Our Sequence Number	Per Each
		HG-2K / 686			HG-4C / 583		HGC-4C / 556			HD-4C / 582		HDC-4C / 567	
1/8	3/8	004392	**$24.62**	3/8	- - - - -	**$....**	004176	**$13.81**	3/8	004310	**$34.53**	004216	**$24.96**
3/16	3/8	0043921	**29.00**	3/8	004329	**18.75**	004178	**24.75**	3/8	004312	**38.03**		
1/4	3/8	0043922	**30.98**	3/8	004330	**22.47**	004180	**24.79**	3/8	004314	**38.42**	004220	**26.42**
5/16	3/8	0043923	**25.93**	3/8	004331	**18.98**	004182	**19.37**	3/8	004316	**29.97**	004222	**24.49**
3/8	3/8	0043924	**28.60**	3/8	004332	**21.31**	004184	**23.22**	3/8	004318	**38.16**	004224	**28.14**
1/2	1/2	0043925	**61.19**	1/2	004333	**25.43**	004186	**23.71**	1/2	004320	**55.86**	004226	**52.03**
5/8	5/8	0043926	**52.82**	5/8	004334	**47.95**	004188	**67.68**	5/8	004322	**49.60**	004228	**87.33**
3/4	3/4	0043927	**82.84**	3/4	004336	**53.86**	004190	**70.99**	3/4	004324	**104.40**	004230	**97.47**
1				1	004338	**85.68**							
1-1/4				1-1/4	004340	**122.58**							
1-1/2				1-1/4	004342	**160.70**							
2				1-1/4	004344	**230.70**							

KENNAMETAL K-21 CARBIDE

TIPPED CUTTERS
For use in Carbide Tool Holders
Grade K-21 For steel roughing and general purpose.
Grade K-68 For cast iron and non-ferrous metals.

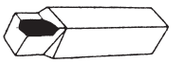
Style AR


Style D

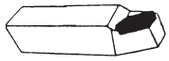
Style BL

SQUARE SHANK TURNING CUTTERS

Part Number	Shank Size Height Inch	Wdth. Inch	Length Inch	Nose Radius	Our Sequence Number	Per Each
Style AR-Right Hand-Kennametal K-21-For Steel						
AR-4 K-21	1/4	1/4	2	1/64	496832	**$....**
AR-5 K-21	5/16	5/16	2-1/4	1/64	496896	**....**
AR-6 K-21	3/8	3/8	2-1/2	1/64	496960	**....**
AR-7 K-21	7/16	7/16	3	1/32	497024	**....**
AR-8 K-21	1/2	1/2	3-1/2	1/32	497088	**....**
AR-10 K-21	5/8	5/8	4	1/32	497152	**....**
Style AL-Left Hand-Kennametal K-21-For Steel						
AL-4 K-21	1/4	1/4	2	1/64	496510	**....**
AL-5 K-21	5/16	5/16	2-1/4	1/64	496512	**....**
AL-6 K-21	3/8	3/8	2-1/2	1/64	496576	**....**
AL-7 K-21	7/16	7/16	3	1/32	496640	**....**
AL-8 K-21	1/2	1/2	3-1/2	1/32	496704	**....**
AL-10 K-21	5/8	5/8	4	1/32	496768	**....**
Style BR-Right Hand-Kennametal K-21-For Steel						
BR-4 K-21	1/4	1/4	2	1/64	497408	**....**
BR-5 K-21	5/16	5/16	2-1/4	1/64	497472	**....**
BR-6 K-21	3/8	3/8	2-1/2	1/64	497536	**....**
BR-8 K-21	1/2	1/2	3-1/2	1/32	497600	**....**
Style BL-Left Hand-Kennametal K-21-For Steel						
BL-4 K-21	1/4	1/4	2	1/64	497216	**....**
BL-5 K-21	5/16	5/16	2-1/4	1/64	497280	**....**
BL-6 K-21	3/8	3/8	2-1/2	1/64	497344	**....**
BL-8 K-21	1/2	1/2	3-1/2	1/32	497345	**5.68**
Style D-80 Degree-Kennametal K-21-For Steel						
D-4 K-21	1/4	1/4	2	1/64	497664	**....**
D-5 K-21	5/16	5/16	2-1/4	1/64	497728	**....**
D-6 K-21	3/8	3/8	2-1/2	1/64	497792	**....**

SQUARE SHANK THREADING CUTTERS



Part Number	Shank Size Height Inch	Wdth. Inch	Length Inch	Our Sequence Number	Per Each
Style E 60 Degree					
E-4 K-21	1/4	1/4	2	497856	**$....**
E-5 K-21	5/16	5/16	2-1/4	497920	**....**
E-6 K-21	3/8	3/8	2-1/2	497984	**....**
E-7 K-21	7/16	7/16	3	498048	**....**
E-8 K-21	1/2	1/2	3-1/2	498112	**....**
E-10 K-21	5/8	5/8	4	498176	**8.61**

MO-MAX COBALT CUT-OFF BLADES

Generic is for example:
3/32x5/8 CUT

Part Number Thickness Inches x Height Inches x Overall Length Ins.	Std. Pkg.	Our Sequence Number	Per Each
Cobalt Ground No. 858 For Armstrong and New Style Williams Holders			858CUT
3/32x5/8x5	1	005052	**$....**
1/8x3/4x5	1	005054	**80.24**
1/8x7/8x6	1	005056	**....**
Cobalt For Other Holders No. 857			**857CUT**
1/8x1x6-1/2	1	005040	**104.23**
3/16x1x6-1/2	1	005042	**....**

MO-MAX COBALT & HIGH SPEED GROUND TOOL BITS

Generic is for example:
1/8x2-1/2 TOOL

Square, with both ends beveled 10°. Hardened with ground finish.

Part Number Inches Square x Overall Length Inches	Std. Pkg.	855 Cobalt Our Sequence Number	Per Each	850 High Speed Our Sequence Number	Per Each
			855TOOL		850TOOL
1/8x2-1/2	1	005104	**$11.38**		**$....**
3/16x2-1/2	1	005106	**15.72**	005086	**....**
1/4x2-1/2	1	005108	**....**	005088	
5/16x2-1/2	1		**....**		**....**
3/8x3	1		**....**		**....**
1/2x4	1	005120	**41.11**	005092	**26.06**

BAUM THREAD CUTTING OIL

*Band Aid
Mix with water
2-1/2 Gal
5 Gal

Part Number	Description	Our Sequence Number	Per Each
1 Gallon	Jug Dark Cutting Oil	143744	**$ . . . .**
1 Gallon	Jug Clear Cutting Oil	- - - - -	**....**
5 Gallon	Pail Dark Cutting Oil	- - - - -	**....**
5 Gallon	Pail Clear Cutting Oil	- - - - -	**....**

CLEVELAND TAPS

TAPER — Generic is for example: 1/4 Fine Tap

PLUG SCREW TAPS

BOTTOMING

Size inches	HIGH SPEED BRIGHT COARSE 1001 TAPER Our Sequence Number 1001NC	1002 PLUG Our Sequence Number 1002NC	1003 BOTTOM Our Sequence Number 1003NC	HIGH SPEED BRIGHT FINE 1001 TAPER Our Sequence Number 1001NF	1002 PLUG Our Sequence Number 1002NF	1003 BOTTOM Our Sequence Number 1003NF	Per Each	HIGH SPEED SPIRAL POINT GUN TAP 1011 PLUG Our Sequence Number 1011NC	1011 PLUG Our Sequence Number 1011NF	Per Each
6-32		147504					**$5.69**	149888		**$10.77**
8-32		147508					**5.95**	149952		**10.77**
10-24							**....**	150016		**8.90**
10-32				147070	147964		**7.14**		150360	**10.77**
12-24		147516					**6.91**			**....**
1/4	146624	147520	148416	147072	147968	148864	**9.38**	150080	150362	**10.77**
5/16	146688	147584	148480	147136	148032	148928	**11.55**	150144	150364	**11.64**
3/8	146752		148544	147200			**....**	150208	150366	**14.82**
7/16			148608	147264	148160		**....**	150272	150368	**23.34**
1/2	146880	147776	148672	147328	148224	149120	**26.35**	150336	150370	**27.84**
9/16	146882			147330		149122	**41.75**			**....**
5/8		147840	148736		148288		**....**	150338	150372	**53.99**
3/4		147904	148800	147456	148352	149248	**66.80**	150340	150374	**79.64**
7/8	147010			147458	148354	1	**....**			**....**
1	147012	147908	148804	147460		149252	**123.88**			**....**

METRIC TAPS

Metric Size	ISO COARSE 1001 TAPER Our Sequence Number MECOTP	1002 PLUG Our Sequence Number MECOTP	1003 BOTTOM Our Sequence Number MECOTP	Per Each	Metric Size	FINE 1001 TAPER Our Sequence Number MEFITP	1002 PLUG Our Sequence Number MEFITP	1003 BOTTOM Our Sequence Number MEFITP	Per Each
M6x1	162600	162635	162680	**$....**	- - - -			....	**$....**
M8x1.25	162605	- - - - -	162685	**7.82**	M8x1	162602	162637	162682	**13.33**
M10x1.5	162610		162690	**....**	M10x1.25	- - - - - -	162642	162687	**25.36**
M12x1.75	162615	162650	162695	**29.95**	M12x1.25	162612	162647	162692	**25.07**
M14x2	162618	162653	162698	**31.13**	M14x1.5	162617	162652	162697	**31.13**
M16x2	162620	162655	162700	**53.84**	M16x1.5	162619	162654	162699	**55.61**
M18x2.5	162622	162657	162703	**74.78**	M18x1.5	162621	162656	162702	**74.78**
M20x2.5	162625	162660	162705	**102.15**	M20x1.5		162658	- - - - -	**....**
M24x3		162664	162709	**141.37**	M24x2	162627	162662	162707	**141.37**

PIPE TAPER TAPS

Size Inches	NPTF Dryseal For Cast Iron Hydraulic Surface Treated 970B Our Sequence Number	Per Each 3150TP	NPT Economy Low Pressure High Speed 462 Our Sequence Number	Per Each 462TAP
1/8-27	- - - - -	**$....**	150410	**$29.30**
1/4-18	- - - - -	**....**	150412	**26.36**
3/8-18	150463	**51.39**		**....**
1/2-14	150467	**79.36**	150416	**62.93**
3/4-14	- - - - -	**....**	150418	**....**
1-11-1/2	150472	**168.79**	150420	**126.87**
1-1/4-11-1/2	150474	**247.77**	- - -	**....**
1-1/2-11-1/2	150476	**332.38**	- - -	**....**
2-11-1/2	150478	**452.15**	- - -	**....**

PROMPT WAREHOUSE SERVICE

SAME DAY SHIPMENT

WHEN YOU THINK OF HYDRAULICS

THINK OF US

PHONE US FOR FAST SERVICE

TAP DRILL SIZE CHART

Size Inch	Thrds. Per In.	COARSE Tight Tap Drill	Tight % Thread	Medium Tap Drill	Medium % Thread	Loose Tap Drill	Loose % Thread	FINE Threads Per In.	Tight Tap Drill	Tight % Thread	Medium Tap Drill	Medium % Thread	Loose Tap Drill	Loose % Thread
6	32	36	72%	7/64	64%	35	63%	40	34	75%	33	69%	32	60%
8	32	- -	- -	29	62%	28	51%	36	29	70%	28	57%	9/64	57%
10	24	25	69%	24	64%	23	61%	32	22	73%	21	68%	20	64%
12	24	17	73%	16	66%	15	60%	28	15	70%	14	66%	13	59%
1/4	20	7	70%	13/64	66%	6	65%	28	3	72%	7/32	59%	2	55%
5/16	18	F	72%	G	66%	17/64	59%	24	H	78%	I	67%	J	58%
3/8	16	5/16	72%	O	68%	P	59%	24	21/64	79%	Q	71%	R	58%
7/16	14	U	70%	3/8	62%	V	60%	20	W	72%	25/64	65%	X	55%
1/2	13	27/64	73%	- -	- -	7/16	58%	20	- -	- -	29/64	65%	- -	- -
9/16	12	15/32	82%	31/64	68%	- -	- -	18	1/2	80%	- -	- -	33/64	58%
5/8	11	17/32	75%	35/64	62%	- -	- -	18	9/16	80%	- -	- -	37/64	58%
3/4	10	41/64	80%	21/32	68%	- -	- -	16	- -	- -	11/16	71%	- -	- -
7/8	9	49/64	72%	25/32	61%	- -	- -	14	51/64	79%	13/16	62%	- -	- -
1	8	7/8	73%	57/64	64%	29/32	54%	14 NS	59/64	78%	- -	- -	15/16	61%

Size Inch	Pitch	Tap Drill	% Thread	Drill mm	% Thread	Tap Drill	% Thread	Pitch	Tap Drill	% Thread	Drill mm	% Thread	Tap Drill	% Thread
M6 x	1	9	71%	5	70%	- -	- -							
M8 x	1.25	- -	- -	6.7	74%	17/64	71%	1	- -	- -	7	69%	J	66%
M10 x	1.5	Q	75%	8.5	71%	- -	- -	1.25	- -	- -	8.7	73%	11/32	71%
M12 x	1.5	- -	- -	10.2	74%	Y	71%	1.25	27/64	72%	10.8	67%	- -	- -
M14 x	2	15/32	76%	12	72%	- -	- -	1.5	- -	- -	12.5	71%	- -	- -
M16 x	2	35/64	76%	14	72%	- -	- -	1.5	- -	- -	14.5	71%	- -	- -
M18 x	2.5	39/64	74%	15.5	73%	- -	- -	1.5	- -	- -	16.5	70%	- -	- -
M20 x	2.5	11/16	74%	17.5	73%	- -	- -	1.5	- -	- -	18.5	70%	- -	- -
M22 x	2.5	49/64	75%	19.5	73%	- -	- -	1.5	- -	- -	20.5	70%	- -	- -
M24 x	3	- -	- -	21	73%	53/64	72%	2	- -	- -	22	71%	- -	- -

ASK FOR QUANTITY DISCOUNT *Prices subject to change without notice.*

 © Baum Hydraulics Corporation

LITTLE GIANT ADJUSTABLE DIES

These dies fit all single stocked Little Giant screw plates.
Generic is for example: 1/2 Coarse Die

Cutting Size, Inches	COARSE Part Number	COARSE Our Sequence Number	COARSE Pair Each	FINE Part Number	FINE Our Sequence Number	FINE Pair Each
		0550NC			0550NF	
3/8 for No. 1	- - - -		....	**66706**	157632	.....
1/2 for No. 1	- - - -		....	**66711**	157824	**41.94**

LITTLE GIANT COLLETS SOLD AS SET INCLUDES 1 CAP & 1 GUIDE. DIES SOLD SEPARATELY



Generic is for example: 1/2 Collet

COLLET #1 2" O.D. For Thread Size	Part Number	Our Sequence Number	Per Each	COLLET #5 2-3/4 O.D. For Thread Size	Part Number	Our Sequence Number	Per Each
		COLLET					
1/4	**66760**	158976	**$30.22**	1/4	**66765**	158336	.....
5/16	**66761**	159040	.....	5/16	**66766**	158400	.....
3/8	- - - -		.....	3/8	**66767**	158464	.....
7/16	**66763**	159168	.....	1/2	- - - -		.....

HEXAGON RETHREADING DIES



Will Cut New Threads
For use with ratchet, monkey, box, and open end wrenches or bit brace sockets. For dressing over brusied or rusty threads. May be used for cutting occasional new threads. Furnished with N.C. (U.S.S.), and N.F. (S.A.E.) threads. N.C. will be furnished unless otherwise ordered. Generic is for example: 1/2 Coarse Die

Cutting Size Inches	Width Across Flats,Ins.	COARSE Threads Per Inch	COARSE Our Sequence Number	FINE Threads Per Inch	FINE Our Sequence Number	Per Each
			0650NC		0650NF	
1/4	19/32	20	161600	28	162240	**$21.57**
5/16	11/16	18	161664	24	162304	....
3/8	25/32	16	161728	24	162368	....
7/16	7/8	14	161792	20	162432	....!
1/2	1-1/16	13	161856	20	162496	**30.06**
9/16	1-1/16	12	161920	18	162560	**20.69**
5/8	1-1/4	11	161984	19	162562	....
3/4	1-7/16	10	162048	16	162564	....
7/8	1-5/8	9	162112	14	162566	**53.43**
1	1-13/16	8	162176			....

COMBINED DRILLS AND COUNTERSINKS

No. 998-High Speed Steel-60° Angle
The drill ends are both of the same diameter. The included angles are 60° for centers.

Std. Pkg Two

Size No.	Diam. Body, Inches	Diam. Drill, Inches	Length Drill, Inches	Length Overall Inches	Our Sequence Number	Per Each
1	1/8	3/64	3/64	1-1/4	- - - - -	**$....**
2	3/16	5/64	5/64	1-7/8	005172	**10.21**
3	1/4	7/64	7/64	2	005174	**14.75**
4	5/16	1/8	1/8	2-1/8	005176	**15.29**
5	7/16	3/16	3/16	2-3/4	005178	**18.21**
6	1/2	7/32	7/32	3	005180	**30.96**
8	3/4	5/16	5/16	3-1/2	005185	**43.77**

EZY-OUT SCREW EXTRACTORS

No. 192

Ezy-out Screw Extractors have left hand, corkscrewlike spirals. When inserted in the hole drilled in a broken stud or screw these spirals grip the sides of the drilled hole and exert an untwisting action on the broken screw. This backs it out of the hole on its own threads as quickly as the unbroken screw could be backed out. Std. Pkg. Two

Size No.	For Screws and Bolts Inch	Diam. Small End, Inch	Diam. Large End, Inch	Use Drill Inch	Our Sequence Number	Per Each
1	3/16-1/4	.054	5/32	5/64	004992	**$3.61**
2	1/4-5/16	.080	3/16	7/64	004994	**5.68**
3	5/16-7/16	1/8	1/4	5/32	- - - - -	....
4	7/16-9/16	3/16	21/64	1/4	004998	**7.29**
5	9/16-3/4	1/4	7/16	17/64	005000	**9.91**
6	3/4-1	3/8	19/32	13/32	005002	**8.44**

EZY-OUT SCREW EXTRACTOR SETS

No. 20 Set - A most complete and convenient set for general use capable of handling any size bolt or screw up to one-inch. Includes Ezy-Out Extractors Nos. 1,2,3,4,5 and 6 high speed straight shank drills of the proper size to use with each extractor.
No. 15A Set - Similar to the No. 20 set with Nos. 1,2,3,4,5 and 6 Ezy-Out Extractors but without the straight shank drills.



Per Set Each	Number	Our Sequence Number	
20		004930	**$89.35**
15A		004926	**58.16**

COMBINED DRILL AND COUNTERSINK SETS

60° Included Angles

Composed of No. 998 Combined Drills and Countersinks in a range of sizes suitable to cover the center hole requirements of almost every shop. Contains sizes 1,2,3,4 and 5. Packed in a neat box with an individual hole for each tool.

	Our Sequence Number	Per Each
No. 49 - High Speed Drill and Countersink Set	004876	**$61.21**

THREE-FLUTE COUNTERSINKS

No. 1003-High Speed Steel-82° Angle
Used for both portable and machine work. Center readily in pre-drilled holes. Chatter free performance.
Furnished with 82° included angle point for flat head cap screws. No. 3 and No. 4 head plow bolts, countersink head rivets, and flat and oval head stove bolts, machine screws, and wood screws.

Diam. Body Ins.	Diam. Shank Inches	Overall Length Inches	Std. Pkg.	Our Sequence Number	Per Each
1/2-82	1/4	1-27/32	2	005200	**$26.75**
5/8-82	3/8	2-3/32	2	005204	**36.64**
3/4-82	3/8	2-13/32	2	005206	**49.97**

SOAPSTONE HOLDERS

A convenient holder that prevents soapstone breakage. Made of nickel-plated steel with a pocket clip. Complete with one white soapstone.

METAL WORKERS' CRAYON or SOAPSTONE

SOLD & PRICED PER DOZ.

Makes a mark which is not destroyed by heat or fire. Sawed from solid rock. It is hard and will hold an edge. Will not scratch. 5 inches long.

Part Number	Size Inches	Std. Pkg.	Our Sequence Number	Per Each
Holder Flat		2	597888	**$....**
Holder Round		2	597890	**6.18**
Flat Soapstone	3/16 x 1/2		781608	....
Round Soapstone	1/4		781604	....

LENOX KNIVES AND BLADES

LOCKING TRADESMAN UTILITY KNIFE AND BLADES

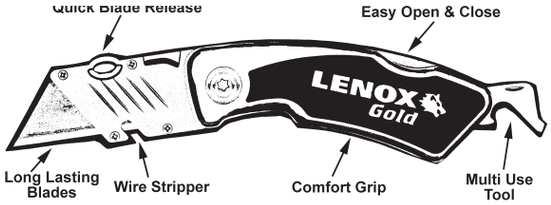

Longest lasting utility blades
Quick blade release - secure locking mechanism
Comfort grip - ergonomic rubberized grip
Multi use tool - works as bottle opener, screwdriver, or pipe reamer

REPLACEMENT BLADES

Gold titanium edge
Patented bi-metal construction
4 Notch design
Shatterproof
TiN coated edge

5 in a package

KNIVES

Part Number	Description	Our Seq. Number	Per Each
10771	Locking tradesman utility knife	333417	**$19.05**

REPLACEMENT BLADES

Part Number	Description	Our Seq. Number	Per Each
20350	Utility knife blade 5 pack	333419	**$0.72**

LENOX GOLD BI-METAL BLADES

Lasts longer - reinforced tooth design and titanium coating combine to create the longest lasting blade ever.

Shatter resistant - bi-metal technology flexes, resists breaking and extends blade life.

Cuts faster - specially formulated titanium edge improves the wear resistace of the teeth for faster cuts throughout the blade's life.

5 in a package

WOOD CUTTING

Size	Width x Thickness	Description	Part Number	Our Seq. Number	Per Each
6-6	3/4 x .050	Nail-embedded	**21060**	333436	**$....**
9-6	3/4 x .060	Nail-embedded	**21062**	333435	**6.87**
12-6	3/4 x .050	Nail-embedded	**21061**	333437	**10.27**

HEAVY METAL CUTTING

6-8	1 x .042	Thickest, heavest	**21092**	333452	**6.48**
9-8	1 x .042	Thickest, heavest	**21096**	333453	**9.93**
6-10	1 x .042	Extra thick, heavy	**21093**	3334555	**8.89**
9-10	1 x .042	Extra thick, heavy	**21097**	333454	**9.93**
12-10	1 x .042	Extra thick, heavy	**21100**	333455	**11.91**
6-14	1 x .042	Thick, heavy	**21094**	333456	**7.94**
9-14	1 x .042	Thick, heavy	**21098**	333457	**9.93**
12-14	1 x .042	Thick, heavy	**21101**	333458	**11.91**
6-18	1 x .042	Medium, heavy	**21095**	333459	**6.50**
9-18	1 x .042	Medium, heavy	**21099**	333460	**9.93**
12-18	1 x .042	Medium, heavy	**21102**	333461	**11.91**

METAL CUTTING

Size	Width x Thickness	Description	Part Number	Our Seq. Number	Per Each
6-10	3/4 x .035	Wood/metal	**21064**	333438	**$5.37**
8-10	3/4 x .050	Wood/metal	**21065**	333439	**6.73**
4-14	3/4 x .035	Thick metal	**21066**	333440	**3.38**
6-14	3/4 x .035	Thick metal	**21067**	333441	**4.61**
4-18	3/4 x .035	Thick metal	**21068**	333442	**3.38**
6-18	3/4 x .035	Medium metal	**21069**	333443	**3.17**
8-18	3/4 x .035	Medium metal	**21070**	333444	**6.73**
4-24	3/4 x .035	Thin metal	**21071**	333445	**4.12**
6-24	3/4 x .035	Thin metal	**21072**	333446	**3.88**
8-24	3/4 x .035	Thin metal	**21073**	333447	**6.73**

NICHOLSON FILES AND HANDLES

MILL BASTARD FILES SINGLE CUT

Intended for sharpening mill saws, circular saws, shears, axes, machine knives, etc.

Has square edges, and is tapered slightly in width and thickness near the end of the file. Single cut teeth.

Length, Inches	Inches	Our Sequence Number	Per Each
10	31/32 x 11/64	476800	**$13.93**
12	1-5/32 x 7/32	476864	**25.42**
14	1-5/16 x 1/4	476928	**30.75**

FLAT BASTARD FILES DOUBLE CUT

Used for general utility work where it is desired to remove metal quickly, in machine shops, garages, etc.

Double cut teeth. Rectangular in cross section, and is slightly tapered toward the points in both width&thickness.

Length, Inches	Size, Inches	Our Sequence Number	Per Each
8	25/32 x 7/32	477120	**$....**
10	31/32 x 1/4	477184	**20.87**
12	1-5/32 x 9/32	477248	**37.94**

ROUND BASTARD FILES

Used for filing and enlarging holes, making fillets and working on curved surfaces. Spiral tooth tends to give a smooth & even surface. Slightly tapered toward the point.

Length Inches	Diam. Inches	Our Sequence Number	Per Each
Double Cut			
12	1/2	478144	**$23.65**
14	5/8	478146	**17.46**

LENOX HACKMASTER BI-METAL HACKSAW BLADES



Welded Edge, Flexible Back, Tool Steel Teeth

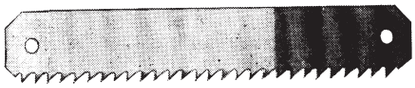

Part Number

Length Inches x Width Inches x No. of Teeth	Our Sequence Number	Per Each	No. of Teeth	Our Sequence Number	Per Each	No. of Teeth	Our Sequence Number	Per Each	No of Teeth	Our Sequence Number	Per Each
REGULAR PITCH HAND											
12x1/2-14	333550	**$2.30**	**18**	333555	**$2.17**	**24**	333560	**$2.77**	**32**	333565	**$....**
10x1/2-18	.....	**24**	333540	**2.48**	**32**	333545	**2.37**				

ASK FOR QUANTITY DISCOUNT ***Prices subject to change without notice.***

30 Series Armor Core Push-Pull Control

Typical applications include throttle controls, activating electrical relays or hydraulic valves and shifting hydrostatic transmissions.
6" minimum bend radius.

Control Length (Inches)	"X"
Up to 60.00	± .31
60.01to 120.00	± .50
120.01 to 240.00	± .75
Above 240.00	± 1.00

Travel	Bulkhead Type Fitting		Grooved Type Fitting		Input Load Pounds (kg)
	"A"	"B"	"C"	"D"	
1"	4.38 (111.2)	3.00 (76.2)	3.80 (96.5)	2.49 (63.2)	40 (18.1)
2"	5.87 (149.1)	4.00 (101.6)	5.31 (134.9)	3.49 (88.6)	30 (13.6)
3"	7.38 (187.4)	5.00 (127.0)	6.80 (172.7)	4.49 (114.0)	20 (9.1)
4"	8.87 (225.3)	6.00 (152.4)	8.31 (211.1)	5.49 (139.4)	10 (4.5)
5"	10.38 (263.6)	7.00 (177.8)	9.80 (248.9)	6.49 (164.8)	5 (2.3)
6"	11.77 (298.9)	8.00 (203.2)	11.31 (287.3)	7.49 (190.2)	5 (2.3)

All Dimensions are Inches (mm)

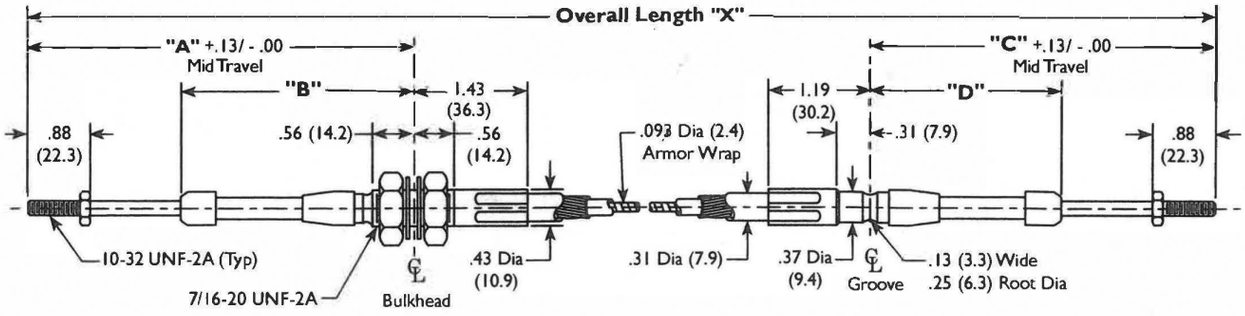

40 Series Armor Core Push-Pull Control

Typical applications include drum controls, throttle controls (cement mixers), shifting hydrostatic transmissions or activating hydraulic valves.
8" minimum bend radius.

Control Length (Inches)	"X"
Up to 60.00	± .31
60.01to 120.00	± .50
120.01 to 240.00	± .75
Above 240.00	± 1.00

Travel	Bulkhead Type Fitting		Grooved Type Fitting		Input Load Pounds (kg)
	"A"	"B"	"C"	"D"	
1"	4.62 (117.3)	3.19 (81.0)	4.00 (101.6)	2.56 (65.0)	120 (54.4)
2"	6.13 (155.7)	4.19 (106.4)	5.50 (139.7)	3.56 (90.4)	90 (40.8)
3"	7.62 (193.5)	5.19 (131.8)	7.00 (177.8)	4.56 (115.8)	75 (34.0)
4"	9.13 (231.9)	6.19 (157.2)	8.50 (215.9)	5.56 (141.2)	65 (29.5)
5"	10.62 (269.7)	7.19 (182.6)	10.00 (254.0)	6.56 (166.6)	60 (27.2)
6"	12.13 (308.1)	8.19 (208.0)	11.50 (292.1)	7.56 (192.0)	60 (27.2)

All Dimensions are Inches (mm)

NOTE:
1 Nuts fit over seals (typ)

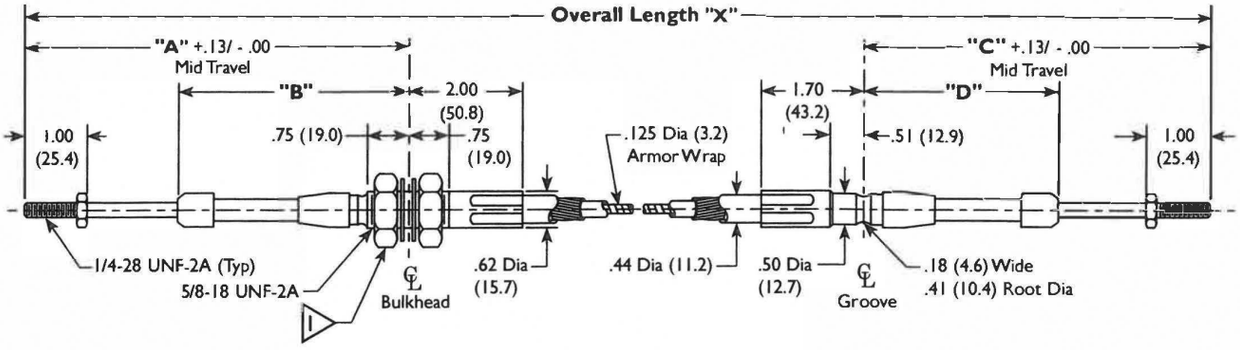

Prices subject to change without notice. **ASK FOR QUANTITY DISCOUNT**

1-800-228-9222 / e-mail: sales@baumhydraulics.com
Fax: 1-800-832-2522 / www.baumhydraulics.com / © Baum Hydraulics Corporation

BAUM HYDRAULICS CORPORATION

60 Series Armor Core Push-Pull Control

Typical applications include shifting hydrostatic or heavy duty transmissions or activating hydraulic valves.
10" minimum bend radius.

Control Length (Inches)	"X"
Up to 60.00	± .31
60.01to 120.00	± .50
120.01 to 240.00	± .75
Above 240.00	± 1.00

Travel	Bulkhead Type Fitting		Grooved Type Fitting		Input Load Pounds (kg)
	"A"	"B"	"C"	"D"	
1"	5.08 (129.0)	3.38 (85.8)	4.38 (111.2)	2.68 (68.1)	220 (99.8)
2"	6.56 (166.6)	4.38 (111.2)	5.87 (149.1)	3.68 (93.5)	200 (90.7)
3"	8.06 (204.7)	5.38 (136.6)	7.38 (187.4)	4.68 (118.9)	170 (77.1)
4"	9.56 (242.8)	6.38 (162.0)	8.87 (225.3)	5.68 (144.3)	140 (63.5)
5"	11.06 (280.9)	7.38 (187.4)	10.38 (263.6)	6.68 (169.7)	110 (49.9)
6"	12.56 (319.0)	8.38 (212.8)	11.87 (301.5)	7.68 (195.1)	80 (36.3)

All Dimensions are Inches (mm)

NOTE:
1 Nuts fit over seals (typ)

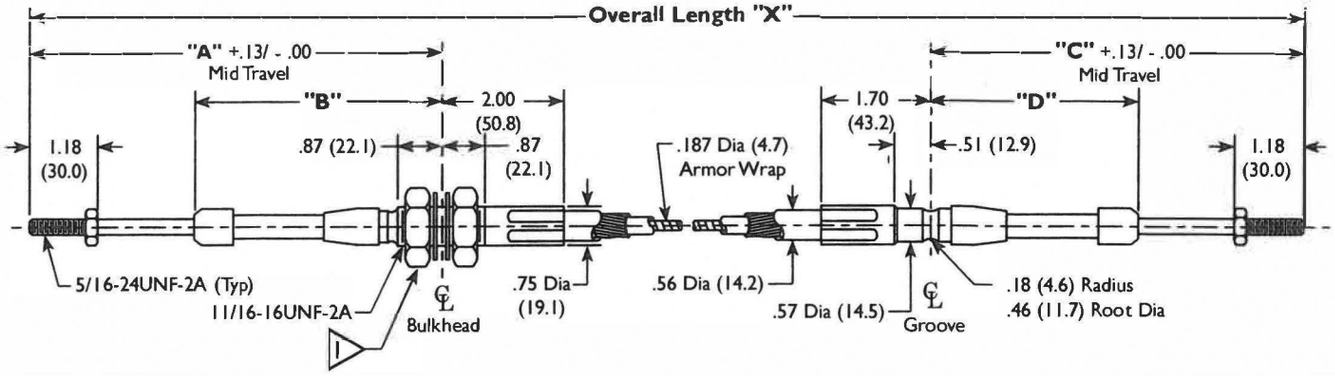

WESCON CONTROLS

Push-Pull Cable Part Number Codes

X X X X XX X - XXX X

SERIES
3 = 30 Series
4 = 40 Series
6 = 60 Series

CORE TYPE

4 = 1 x 19 armor core: **30 Series**
- .093 dia. for use with all **30 Series** conduit types
- High flexibility and moderate efficiency with low lost motion and moderate load applications

6 = 1 x 19 armor core: **40 Series**
- .125 dia. for use with all **40 Series** conduit types
- High flexibility and moderate efficiency with low lost motion and moderate load applications

8 = 1 x 19 armor core: **60 Series**
- .187 dia. for use with all **60 Series** conduit types
- High flexibility and moderate efficiency with low lost motion and moderate load applications

PACKAGING
I = Individual

OVER ALL LENGTH
In inches (Place 0 in first position if less than 100")

PRODUCT OPTIONS
DASH = Standard

TERMINAL MATERIALS
4 = S.S. Rod & Conduit Fittings w/Plated Brass Tube

CONDUIT FITTINGS
BB = Bulkhead type both ends
GG = Grooved type both ends
BG = Bulkhead one end, Grooved other end
C2 = Extension boot for Bulkhead type, 40 & 60 Series
H2 = Extension boot for Grooved type, 40 & 60 Series

TRAVEL IN INCHES
1 = 1" Travel
2 = 2" Travel
3 = 3" Travel
4 = 4" Travel
5 = 5" Travel
6 = 6" Travel

CONDUIT TYPE
0 = Standard construction available in 30, 40 and 60 series and all 30, 40, 60 and 80 series binder wrap conduits
- Standard construction implies polyethylene liner and black polyethylene covering (-65°F to +225°F)

WESCON CONTROLS

Accessories

Clevis Assembly

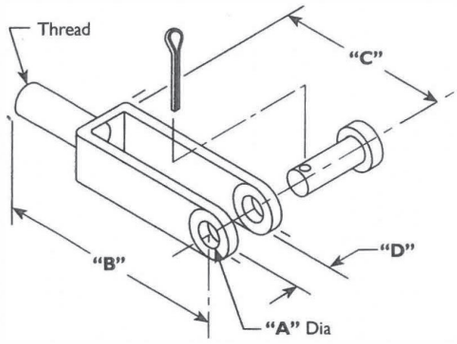

30 Series (10-32 Thread)				
Part Number	"A" Dia	"B"	"C"	"D"
06-1500-04	.187 (4.8)	1.56 (39.7)	1.00 (25.4)	.187 (4.8)
06-1500-05	.25 (6.3)	2.00 (50.8)	1.25 (31.7)	.281 (7.1)
40 Series (1/4-28 Thread)				
06-1500-01	.25 (6.3)	2.00 (50.8)	1.25 (31.7)	.281 (7.1)
06-1500-02	.31 (7.9)	2.25 (57.1)	1.44 (36.5)	.343 (8.7)
06-1500-03	.38 (9.7)	2.50 (63.5)	1.62 (41.1)	.437 (11.1)
60 Series (5/16-24 Thread)				
06-1500-06	.25 (6.3)	2.00 (50.8)	1.25 (31.7)	.281 (7.1)
06-1500-07	.31 (7.9)	2.25 (57.1)	1.44 (36.5)	.343 (8.7)
80 Series (3/8-24 Thread)				
06-1500-08	.38 (9.7)	2.50 (63.5)	1.62 (41.1)	.437 (11.1)
06-1500-09	.50 (12.7)	3.00 (76.2)	1.88 (47.8)	.562 (14.3)

All Dimensions are in inches (mm)

Pivot

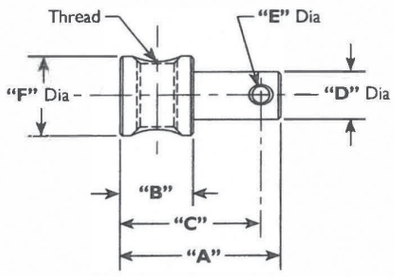

20 and 30 Series (10-32 Thread)						
Part Number	"A" Dia	"B"	"C"	"D" Dia	"E" Dia	"F" Dia
02-1601-01	.718 (18.2)	.375 (9.5)	.611 (15.5)	.187 (4.7)	.081 (2.0)	.43 (10.9)
02-1601-02	.625 (15.9)	.315 (8.0)	.496 (12.6)	.250 (6.3)	.081 (2.0)	.43 (10.9)
02-1601-03	.781 (19.8)	.310 (7.8)	.645 (16.4)	.250 (6.3)	.081 (2.0)	.43 (10.9)
02-1601-06	.750 (19.0)	.380 (9.6)	.656 (16.6)	.230 (5.8)	.093 (2.4)	.43 (10.9)
40 Series (1/4-28 Thread)						
02-1601-04	.906 (23.0)	.562 (14.3)	.743 (18.9)	.312 (7.9)	.081 (2.0)	.50 (12.7)
60 Series (5/16-24 Thread)						
02-1601-05	1.265 (32.1)	.578 (14.7)	1.109 (28.1)	.375 (9.5)	.136 (3.4)	.63 (16.0)

All Dimensions are in inches (mm)

Ball Joint

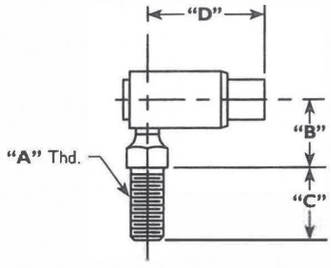

30 Series				
Part Number	"A" Thd	"B"	"C"	"D"
08-0005-01	1/4-28	.47 (11.9)	.56 (14.2)	.91 (23.1)
08-0005-02	10-32	.47 (11.9)	.44 (11.2)	.91 (23.1)
08-0005-03	10-32	.47 (11.9)	.44 (11.2)	.91 (23.1)
40 Series				
08-0004-01	1/4-28	.47 (11.9)	.56 (14.2)	.97 (24.6)
60 Series				
08-0021-01	5/16-24	.59 (15.0)	.69 (17.5)	1.25 (31.7)

All Dimensions are in inches (mm)

Terminal Eye

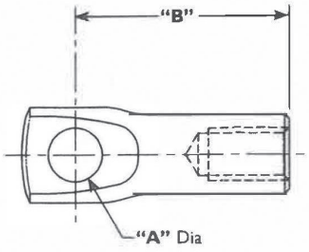

40 Series (1/4-28 Thread)		
Part Number	"A" Dia	"B"
02-1600-22	.255 (6.5)	1.00 (25.4)
02-1600-35	.193 (4.9)	1.00 (25.4)
02-1600-58	.265 (6.7)	1.50 (38.1)

All Dimensions are in inches (mm)

 © Baum Hydraulics Corporation

WESCON

1 - Which Control Do You Need?

Non-Locking Single Axis Remote Valve Control

Available in Black Composite.
Max Load 100 lbs, CableTravel (from center) ±0.76
Custom bent levers for higher volume available, contact factory representative.
All Dimensions Are Inches (mm)

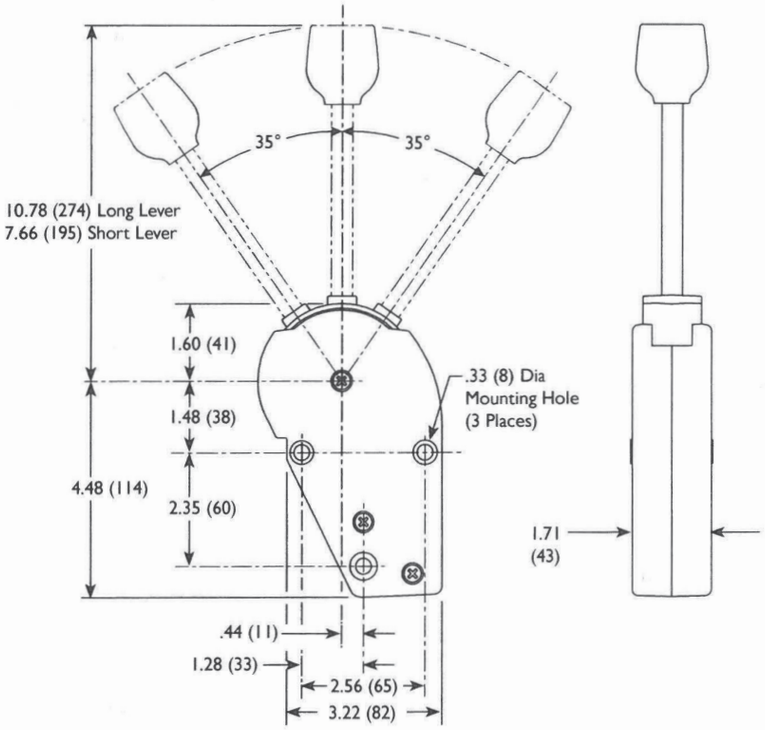

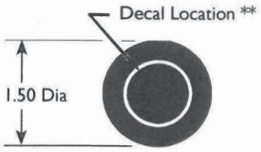

Knob Detail
Black Knob with Fixed Black Insert

****Decal Sheet**
(Shipped with Control)

Description	Wescon P/N
Non-Locking Straight Lever (Short)	08-6010-01
Non-Locking Straight Lever (Long)	08-6010-02
Non-Locking Bent Lever (Push Lever-Pull Innerwire)	08-6010-03
Non-Locking Bent Lever (Push Lever-Push Innerwire)	08-6010-04



Bent Lever RVC Control Options

WESCON

1 - Which Control Do You Need?

Non-Locking Single Axis Remote Valve Control

Available in Black Composite.
Max Load 100 lbs, CableTravel (from center) ±0.76
Custom bent levers for higher volume available, contact factory representative.
All Dimensions Are Inches (mm)

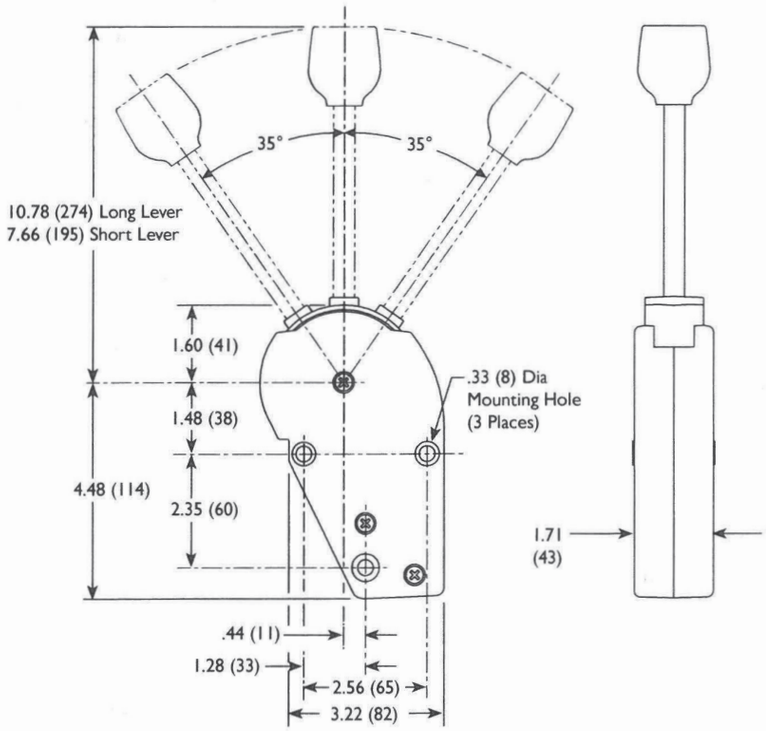

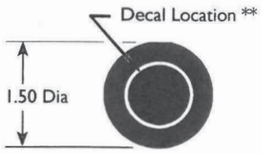

Knob Detail
Black Knob with Fixed Black Insert

****Decal Sheet**
(Shipped with Control)

Description	Wescon P/N
Non-Locking Straight Lever (Short)	08-6010-01
Non-Locking Straight Lever (Long)	08-6010-02
Non-Locking Bent Lever (Push Lever-Pull Innerwire)	08-6010-03
Non-Locking Bent Lever (Push Lever-Push Innerwire)	08-6010-04



ASK FOR QUANTITY DISCOUNT *Prices subject to change without notice.*

WESCON

1 - Which Control Do You Need?

Center Locking Single Axis Remote Valve Control

Available in Black Composite.
Max Load 100 lbs, CableTravel (from center) ±0.76
Custom bent levers for higher volume available, contact factory representative.
All Dimensions Are Inches (mm)

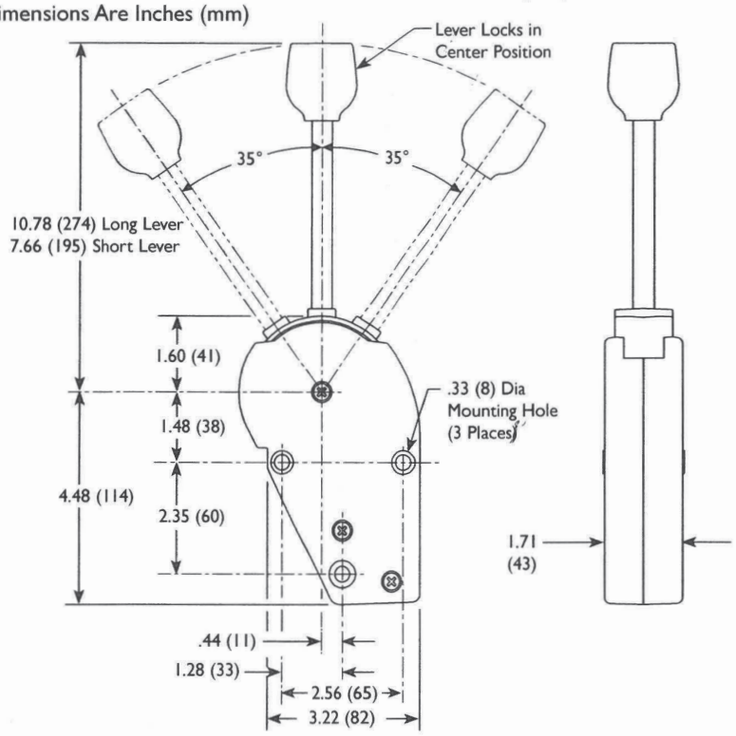

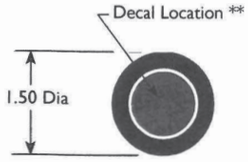

Knob Detail
Black Knob with Red Release Button

****Decal Sheet**
(Shipped with Control)

Description	Wescon P/N
Center Locking Straight Lever (Short)	08-6011-01
Center Locking Straight Lever (Long)	08-6011-02
Center Locking Bent Lever (Push Lever-Pull Innerwire)	08-6011-03
Center Locking Bent Lever (Push Lever-Push Innerwire)	08-6011-04

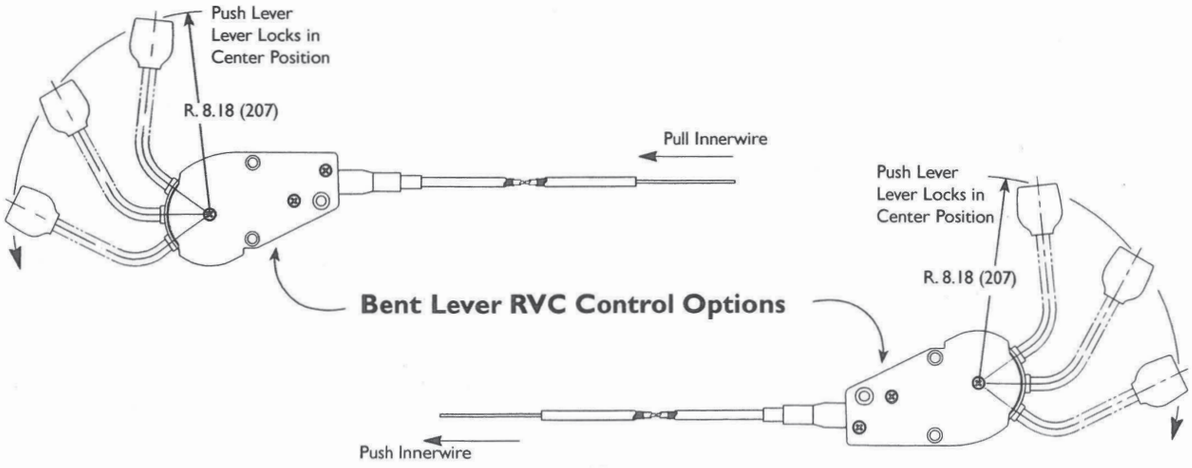

Bent Lever RVC Control Options

WESCON

2 - Which Cable Fits Your Application?

Wescon recommends 40 Series Cable Assemblies for Use with Remote Valve Controls

Style 1 - RVC Head Adapter with Connection Kit Attachment Fitting (use with standard RVC only)

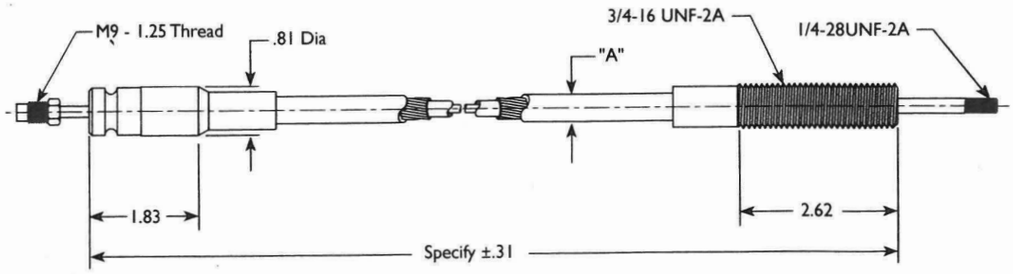

Part Number	"A"
40 Series	.44
60 Series	.56

Style 2 - RVC Head Adapter with Bulkhead Swivel Fitting 2" Travel (use with standard RVC only)

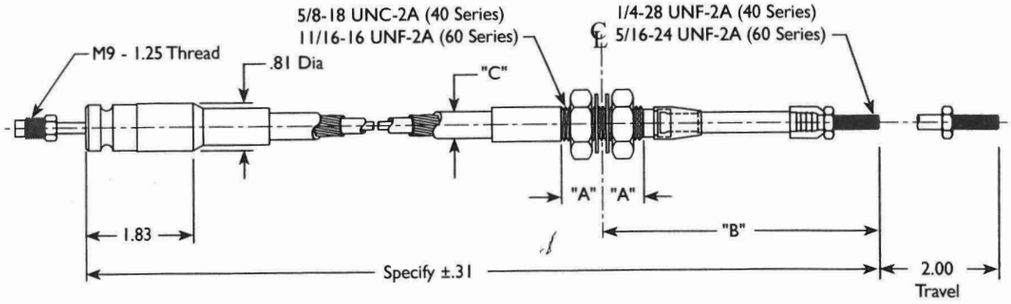

Part Number	"A"	"B"	"C"
40 Series	.75	5.13	.44
60 Series	.87	5.56	.56

Style 3 - RVC Head Adapter with Grooved Swivel Fitting 2" Travel (use with standard RVC only)

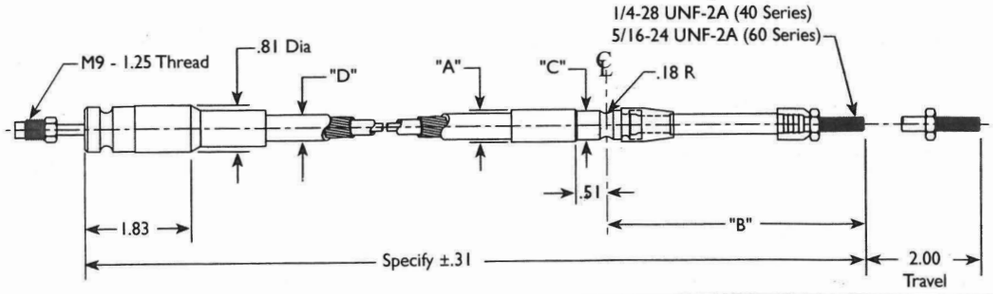

Part Number	"A"	"B"	"C"	"D"
40 Series	.56	4.50	.50 Dia	.44
60 Series	.75	4.88	.57 Dia	.56

Prices subject to change without notice. **ASK FOR QUANTITY DISCOUNT**

WESCON 2 - Which Cable Fits Your Application?

Styles 4 & 6 - Bulkhead Swivel Fitting with Connection Kit Attachment Fitting

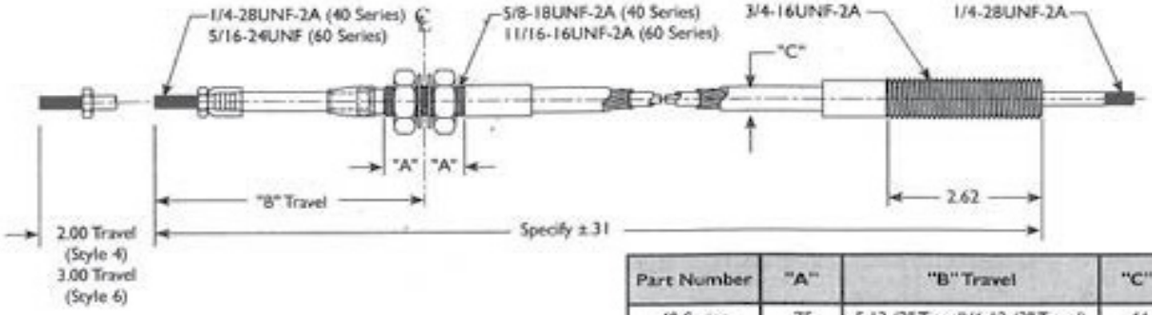

Part Number	"A"	"B" Travel	"C"
40 Series	.75	5.13 (2" Travel)/6.13 (3" Travel)	.44
60 Series	.87	5.56 (2" Travel)/6.56 (3" Travel)	.56

Styles 5 & 7 - Grooved Swivel Fitting with Connection Kit Attachment Fitting

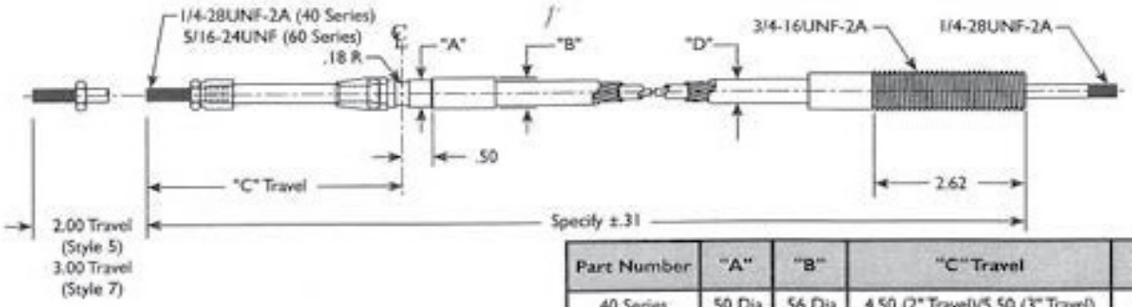

Part Number	"A"	"B"	"C" Travel	"D"
40 Series	.50 Dia	.56 Dia	4.50 (2" Travel)/5.50 (3" Travel)	.44
60 Series	.58 Dia	.75 Dia	4.88 (2" Travel)/5.88 (3" Travel)	.56

WESCON Remote Valve Control Cable Part Number Codes

5 X X X X - XXX X

Designation for Remote Valve Control (RVC)

STYLE
1 = RVC Head Adapter with Connection Kit Attachment Fitting
2 = RVC Head Adapter with Bulkhead Swivel Fitting
3 = RVC Head Adapter with Grooved Swivel Fitting
4 = 2" Travel Bulkhead Swivel with Connection Kit Attachment Fitting
5 = 2" Travel Grooved Swivel with Connection Kit Attachment Fitting
6 = 3" Travel Bulkhead Swivel with Connection Kit Attachment Fitting
7 = 3" Travel Grooved Swivel with Connection Kit Attachment Fitting

CONDUIT SERIES
4 = 40 Series, Conduit
6 = 60 Series, Conduit

CORE
6 = 1 x 19 Armor Wrap

CONDUIT TYPE & COLOR
1 = HDPE, Black (Standard)

LENGTH
(1" Increments)

PACKAGING
B = Bulk
I = Individual

EXAMPLE:

P.N. 53461-088B RVC Head Adapter One End with Grooved Swivel Fitting Opposite End, 40 Series Conduit, 1 x 19 Armor Wrap Core, Black HDPE Conduit Covering, 88 Inches Long, Bulk Pack

ASK FOR QUANTITY DISCOUNT ***Prices subject to change without notice.***

BAUM HYDRAULICS CORPORATION
1-800-228-9222 / e-mail: sales@baumhydraulics.com
Fax: 1-800-832-2522 / www.baumhydraulics.com / © Baum Hydraulics Corporation

WESCON

4 - Select Your Connection Kit

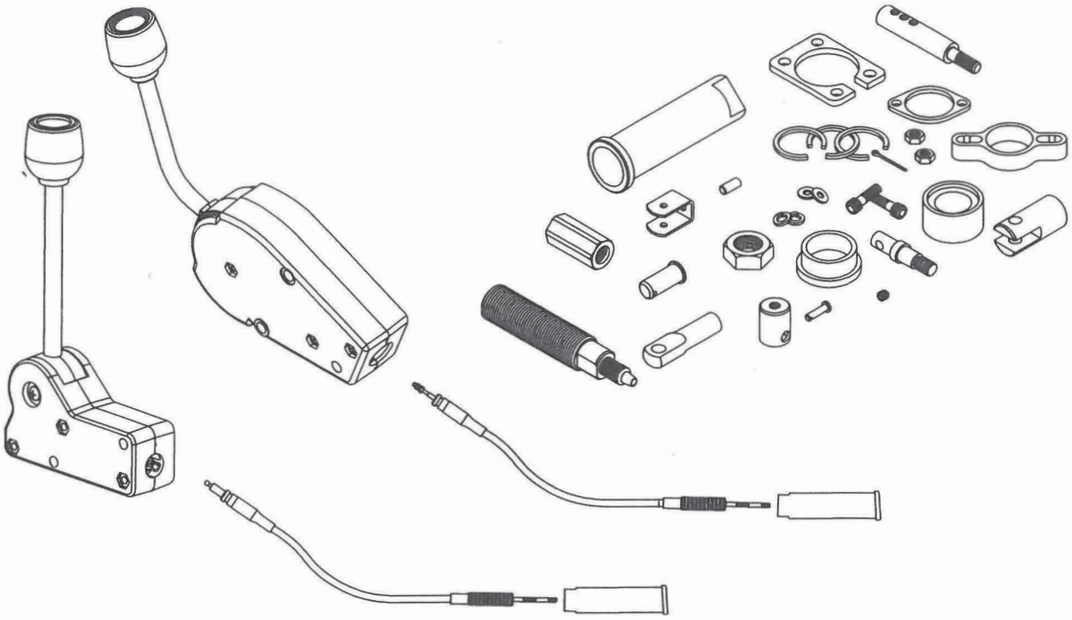

VALVE MANUFACTURER	VALVE MANUFACTURER PART NUMBER	WESCON PART NUMBER
Bosch/Rex Roth	30-S2, MP-18 (F.E.) M4-12-1X (F.E.)	01-5000-13 01-5001-75
Brand	34BFT4S (F.E.) 34BHFT4S (R.E.) 34A058730 (R.E.) TS112, 212, 312 (F.E.)	01-5000-33 01-5000-99 01-5001-15 01-5001-44
Bucher	HDS15 (F.E.)	01-5001-101
Parker/ Commercial	A-20, PC25, DAV-20 (F.E.) A-20, PC25 (R.E.) VA-35 (R.E.) VA-35 (F.E.) C101 & C102 Pump (F.E.) G101 & G102 Pump (F.E.) G103 &G104 Pump (F.E.)	01-5000-10 01-5000-11 01-5000-29 01-5000-36 01-5000-71 01-5001-14 01-5000-41
Cross	BA, BC, CA, DC, SS (F.E.)	01-5000-28
Energy	CVSD, CVP, CVA-200 (F.E.)	01-5000-12
Parker/Gresen	25P, CP, CS, V20, V42 (F.E.) V12 (F.E.) V20 (F.E.) V20 Spring Return (R.E.) V30 (F.E.)	01-5000-12 01-5000-25 01-5000-66 01-5001-39 01-5000-20

VALVE MANUFACTURER	VALVE MANUFACTURER PART NUMBER	WESCON PART NUMBER
Husco	5000 (F.E.) 6000 (F.E.)	01-5000-78 01-5000-25
Kontak	KA-18 (F.E.) KA-18 (F.E.)	01-5000-31* 01-5000-43
Parker	VDP11, VDP12 (F.E.)	01-5000-25
Permco	DMD25, DM640 (F.E.) DMD-200, 300, 400 (F.E.)	01-5000-88 01-5001-46
Prince	RD4100 (F.E.) SV Series (F.E.) SV Series (R.E.) 20, 20P (R.E.) LVR, LVT, LVS (F.E.)	01-5000-46 01-5000-82 01-5000-85 01-5001-09 01-5001-35
Racine	3/8 (F.E.)	01-5000-20
Salami	VDM06 (F.E.)	01-5001-71
Sauer-Danfoss	PVG32	01-5001-102
Tyrone	T101/T102 (F.E.)	01-5000-88
Walvoil	DLSM8 (F.E.) SDS 150	01-5000-73 01-5001-89
Williams	Dump Pump	01-5000-42

* Fits Kontak Cable Only
(F.E.) - Front Entry
(R.E.) - Rear Entry

WESCON CONTROLS

"Standard" Vernier Controls

MICRO ADJUSTABLE VERNIER CONTROL

STANDARD DESIGN INCLUDES:

- Two Piece Construction
- Black Long Lay Conduit
- Includes Friction Locknut and Red Push Button Cover
- 3" Travel with .085 S.S. Wire
- Can be Cut to Length in the Field
- Individually Packaged
- Max Recommended Working Load 25 Lbs.

Part Number	Length
953A02-B1S0601	5 Feet Long
953A02-B1S1201	10 Feet Long
953A02-B1S1801	15 Feet Long
953A02-B1S2401	20 Feet Long
953A02-B1S3001	25 Feet Long
953A02-B1S3601	30 Feet Long

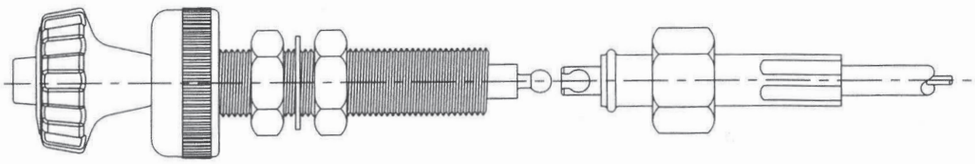

WESCON CONTROLS

"Standard" PTO Controls

PTO CONTROL

STANDARD DESIGN INCLUDES:

- Double Wound Bowden Conduit for Greater Flexibility and Strength
- Red Phenolic Knob with "PTO" in White Shipped in Bulk
- 5" Travel with .085 S.S. Wire
- Includes Conduit Clamp Kit (01-5000-09)
- Individually Packaged

Part Number	Length
9761K-B3S-0601	5 Feet Long
9761K-B3S-1201	10 Feet Long
9761K-B3S-1801	15 Feet Long
9761K-B3S-2401	20 Feet Long
9761K-B3S-3001	25 Feet Long
9761K-B3S-3601	30 Feet Long

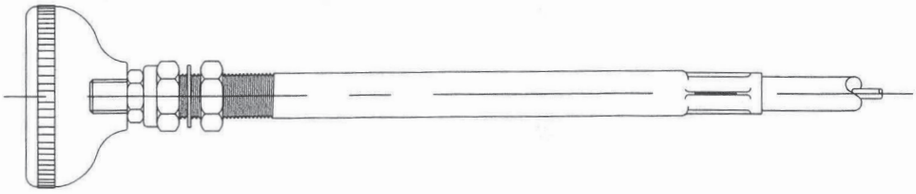

WESCON CONTROLS

"Custom" 30 Series Vernier Control

30 SERIES VERNIER CONTROL

STANDARD CONSTRUCTION INCLUDES:

- .085 (2.2) Dia. Stainless Steel Wire
- .31 (7.9) Dia. Conduit
- 3" Travel in Head End
- 1", 2" or 3" Travel @ Swivel End (3" Travel Standard)
- Max Recommended Working Load 25 Lbs.

These controls are designed for use in applications where extremely precise settings, such as engine RPM's, are required. The "Red Button" in the center of the knob allows for "Coarse Adjustment". It also doubles as an "Emergency Button", by depressing it, you can return the Vernier to idle position in one quick stroke. The black outer portion of the knob is used for fine adjustment. The standard friction knob locks the control, totally eliminating creep. The fully threaded high strength composite body and internal lock ball design (which is captured and cannot fall out) provides increased load range and extended plunger life. The head can be disconnected to allow for easy installation of the Vernier by removing one nut.

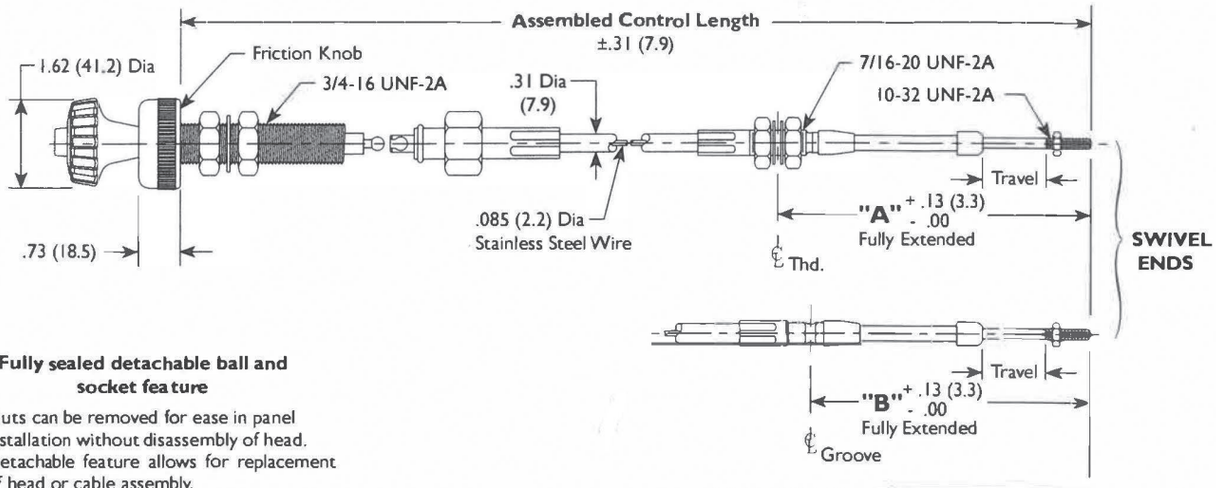

Fully sealed detachable ball and socket feature

- Nuts can be removed for ease in panel installation without disassembly of head.
- Detachable feature allows for replacement of head or cable assembly.
- Will help reduce time and costs involved with installation and future servicing.

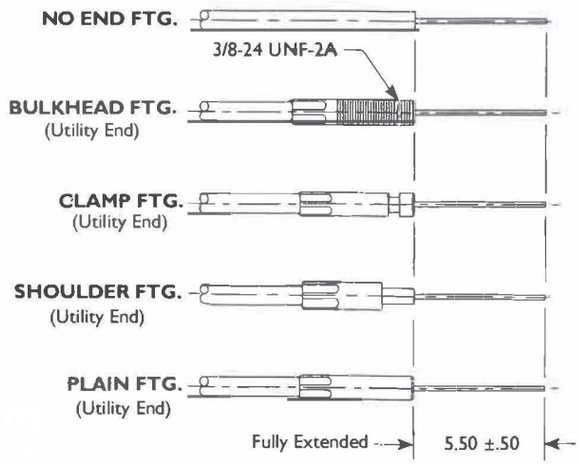

UTILITY ENDS

Field installed fitting kits are available for Utility Ends for 30 series conduit sizes only.

Swivel End Dimensions		
Travel (Output End)	Bulkhead Type Fitting "A"	Grooved Type Fitting "B"
1" (25.4)	4.88 (123.9)	4.30 (109.2)
2" (50.8)	6.87 (174.5)	6.31 (160.3)
3" (76.2)	8.88 (225.6)	8.30 (210.8)

Prices subject to change without notice. **ASK FOR QUANTITY DISCOUNT**

"Custom" 40 Series Vernier Control

40 SERIES VERNIER CONTROL

STANDARD CONSTRUCTION INCLUDES:

- .125 (3.2) Dia. Armor Wrap Core
- .44 (11.2) Dia. Conduit
- 3" Travel in Head End
- 1", 2" or 3" Travel @ Swivel End (3" Travel Standard)
- Max Recommended Working Load 25 Lbs.

Swivel End Dimensions		
Travel (Output End)	Bulkhead Type Fitting "A"	Grooved Type Fitting "B"
1" (25.4)	5.13 (130.3)	4.50 (114.3)
2" (50.8)	7.13 (181.1)	6.50 (165.1)
3" (76.2)	9.13 (231.9)	8.50 (215.9)

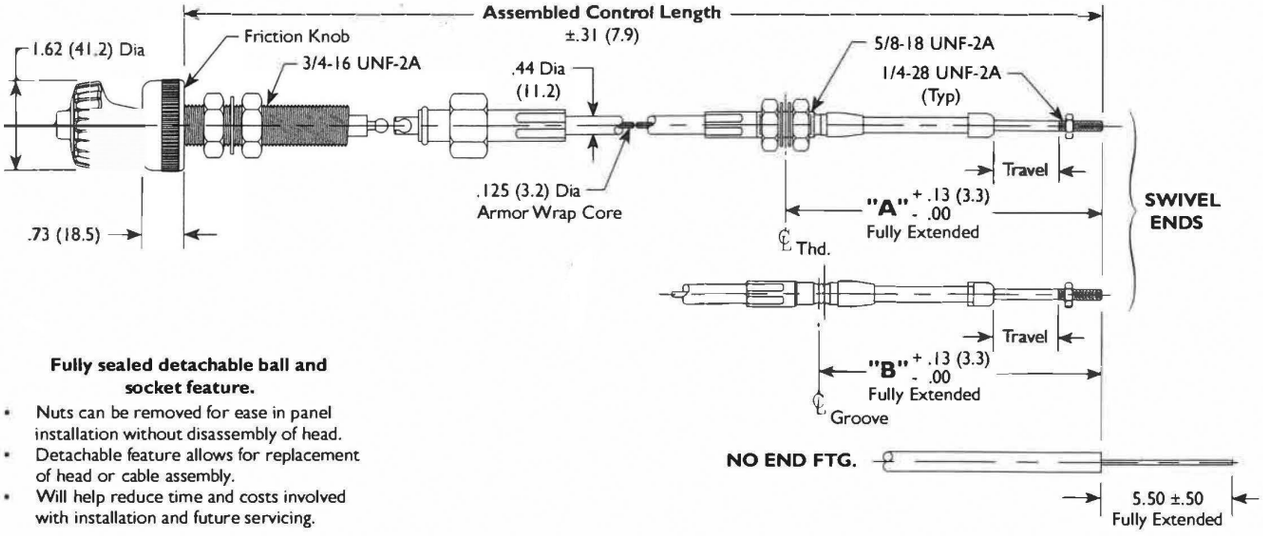

Fully sealed detachable ball and socket feature.

- Nuts can be removed for ease in panel installation without disassembly of head.
- Detachable feature allows for replacement of head or cable assembly.
- Will help reduce time and costs involved with installation and future servicing.

Part No. Code - "Custom" Vernier Controls

95 X X X X - B X X XXX X

Designation for Vernier Control w/Friction Knob

SERIES (Standard Core)
3 = 30 Series (.085 S.S. Core)
4 = 40 Series (.125 Armor Wrap Core)

CONDUIT
A = Long Lay (Standard)

CONDUIT COVER COLOR
DASH = No Cover (Binder Wrap Only)
0 = Black (Standard)

CORE
2 = .085 S.S. Solid Wire Core
3 = .125 Armor Wrap 1 x 13 Core
4 = .125 Armor Wrap 1 x 19 Core

BLACK KNOB W/ RED BUTTON

OUTPUT END
B = Bulkhead - Swivel - S.S. Rod w/Plated Brass Tube
G = Grooved - Swivel - S.S. Rod w/Plated Brass Tube
1 = No End Fitting
* **2** = Utility - Bulkhead
* **3** = Utility - Clamp
* **4** = Utility - Shoulder
* **5** = Utility - Plain

PRODUCT OPTIONS
C = Extension Boot for Bulkhead
H = Extension Boot for Grooved
S = Standard

CONTROL LENGTH
In inches (Place 0 in first position if less than 100")

PACKAGING
I = Individual

* Not available in 40 Series

ASK FOR QUANTITY DISCOUNT *Prices subject to change without notice.*

BAUM HYDRAULICS CORPORATION
1-800-228-9222 / e-mail: sales@baumhydraulics.com
Fax: 1-800-832-2522 / www.baumhydraulics.com / © Baum Hydraulics Corporation

30 Series Turn-To-Lock Controls

30 SERIES CONTROL

STANDARD CONSTRUCTION INCLUDES:

- .085 (2.2) Dia. Stainless Steel Wire
- .31 (7.9) Dia. Conduit
- 3" or 5" Travel @ Handle End
- 2", 3", 4" or 5" Travel @ Swivel End
- 30 Series is Wescon's Standard Turn-To-Lock Control System

These controls are designed for use in applications where severe vibration may occur. By turning the "T" Knob either clockwise or counterclockwise the new Turn-To-Lock design will withstand vibration and has the capacity to hold greater loads than competitive designs. Unlike other designs, we have no metal to metal contact, thereby reducing wear in the unit. The control head is available in 3 or 5 inch travels which can accomodate a 1 to 5 inch travel at the output end. Wescon's new patented Turn-To-Lock control requires less torque to lock and unlock, has a rod seal to keep out contaminants and is temperature tested for a wide range of applications.

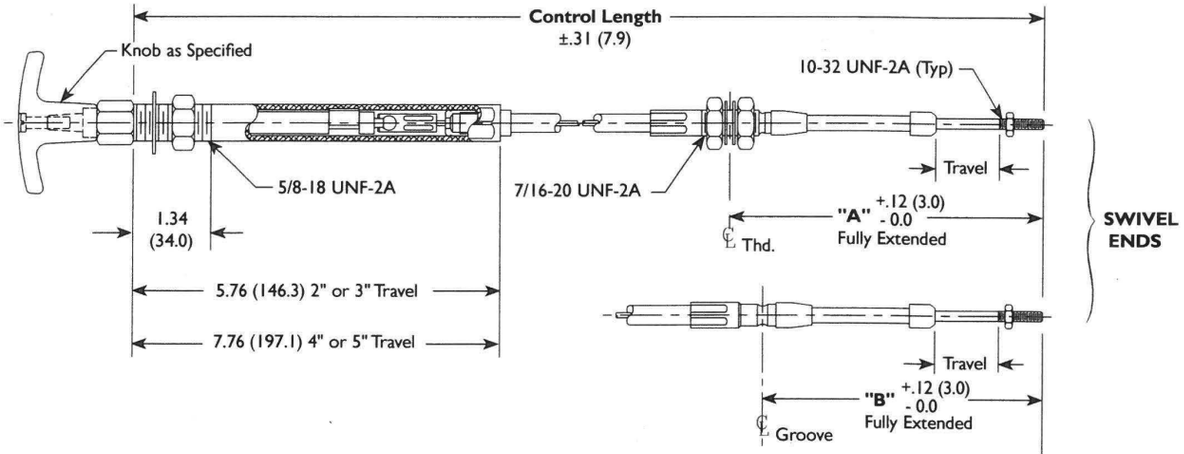

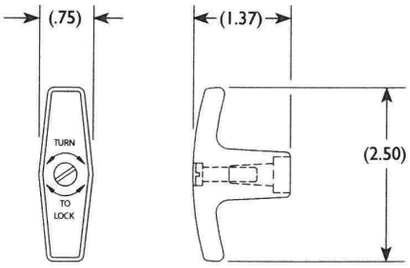

KNOB OPTIONS
(See Part No. Codes Pg. 9)

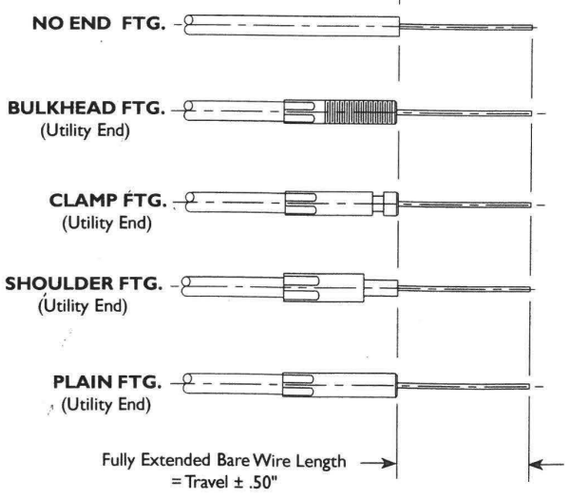

UTILITY ENDS

Field installed fitting kits are available for Utility Ends for 30 series conduit sizes only. for details and dimensions.

Swivel End Dimensions		
Travel (Output End)	**Bulkhead Type Fitting "A"**	**Grooved Type Fitting "B"**
2" (50.8)	6.87 (174.5)	6.31 (160.3)
3" (76.2)	8.88 (225.6)	8.30 (210.8)
4" (101.6)	10.87 (276.1)	10.31 (261.9)
5" (127.0)	12.88 (327.1)	12.30 (312.4)

All Dimensions are Inches (mm)

Prices subject to change without notice. **ASK FOR QUANTITY DISCOUNT**

40 Series Turn-To-Lock Control

40 SERIES CONTROL

STANDARD CONSTRUCTION INCLUDES:

- .125 (3.2) Dia. Armor Wrap Core
- .44 (11.2) Dia. Conduit
- 3" or 5" Travel @ Handle End
- 2", 3", 4" or 5" Travel @ Swivel End

Swivel End Dimensions		
Travel (Output End)	Bulkhead Type Fitting "A"	Grooved Type Fitting "B"
2" (50.8)	7.13 (181.1)	6.50 (165.1)
3" (76.2)	9.13 (231.9)	8.50 (215.9)
4" (101.6)	11.13 (282.7)	10.50 (266.5)
5" (127.0)	13.13 (333.5)	12.50 (317.5)

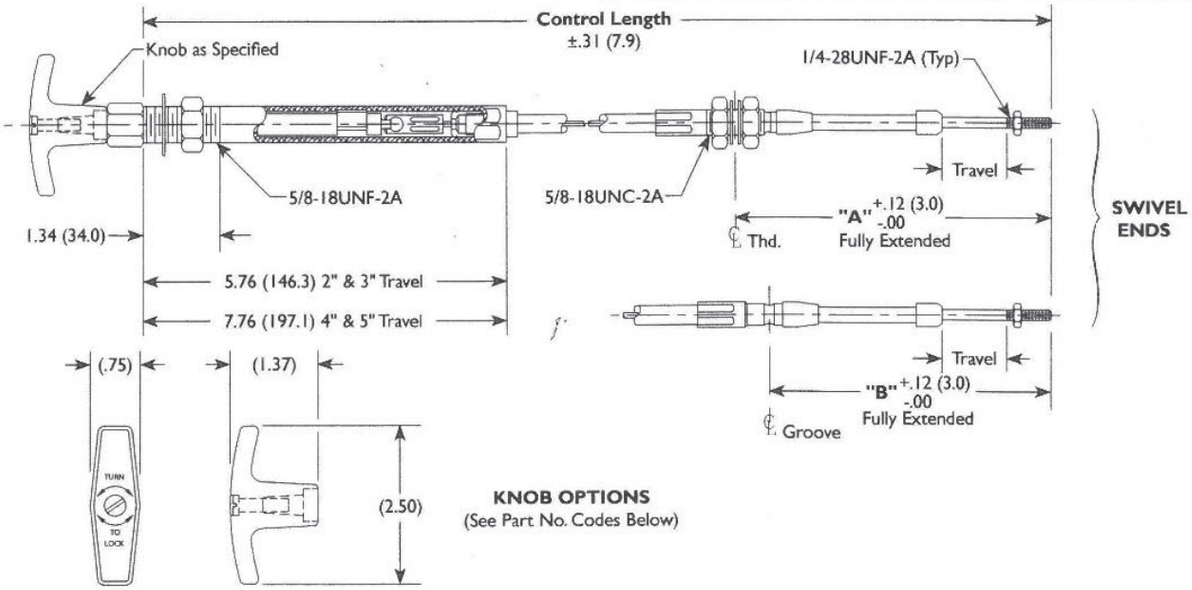

KNOB OPTIONS
(See Part No. Codes Below)

Part No. Code - Turn-To-Lock Controls

94 X X X X X - X X X XXX

Designation for Turn-To-Lock Control

SERIES (Standard Core)

3 = 30 Series (.085 S.S. Core)
4 = 40 Series (.125 Armor Wrap Core)

CONDUIT
A = Long Lay (Standard)

CONDUIT COVER COLOR
0 = Black (Standard)

CORE
1 = .062 S.S. Solid Wire Core
2 = .085 S.S. Solid Wire Core
3 = .125 1 x 13 Armor Core
4 = .125 1 x 19 Armor Core
5 = .125 Nylon Covered 1 x 7 Core

(OUTPUT END) TRAVEL
2 = 2" (50.8)
3 = 3" (76.2)
4 = 4" (101.6)
5 = 5" (127.0)

CONTROL LENGTH
In inches (Place 0 in first position if less than 100")

PRODUCT OPTIONS

S = Standard

OUTPUT END
B = Bulkhead - Swivel - S.S. Rod w/Plated Brass Tube
G = Grooved - Swivel - S.S. Rod w/Plated Brass Tube
1 = No End Fitting
*2 = Utility - Bulkhead
*3 = Utility - Clamp
*4 = Utility - Shoulder
*5 = Utility - Plain

KNOB ("T" Knob only)
A = No Knob
M = Zinc, Die Cast
P = Plastic

* Not available in 40 Series

ASK FOR QUANTITY DISCOUNT *Prices subject to change without notice.*

BAUM HYDRAULICS CORPORATION
1-800-228-9222 / e-mail: sales@baumhydraulics.com
Fax: 1-800-832-2522 / www.baumhydraulics.com / © Baum Hydraulics Corporation

CONTROL CABLES FOR FARM EQUIPMENT

Part Number

ALLIS CHALMERS
1180699
1180700
1192127
1304731
1326337
1328811
1339931

CASE
A59446
A75815
D47328
D52915
H165670
H165688
H169920
H26220
H265470
H329441
H337659
H358200
H381756
H381764
H393165
H416123
H433339
H433340
H550426
H551705
H556290
H559690
H559708
H566919
H569160
H588376
H590166
H592493
H592501
H592584
H593798
H593806
H640979
H644401
H645853
H663641
H663658
L101033
L101549
L110913
L112447
L112448
L112449
L112450
L112451
L114592
L116740
L12450
L12487
L14299
L32679
L33717
L35895
L40314
L42534
L42992
L43242
L43243
L49673
L51160
L60145
O127025
R569160
S219334
S225083
W11224

Part Number

CMC
M8352
M8584
M9120
M9257
M9322
M9668

JOHN DEERE CONSTRUCTION
AT102246
AT102247
AT102248
AT102284
AT103148
AT117018
AT196237
AT43015
AT43960
AT45532
AT53873
AT55621
AT60330
AT60406
AT62375
AT62376
AT63305
AT67679
AT69360
AT74867
AT77593
AT80296
AT83335
AT83337
AT83372
AT83373
AE29483
AE29484
AE37757
AE37758
AE45503
AE45890
AH76369
AH76767
AH76769
AH76830
AH76831
AH76832
AH76833
AH76834
AH76835
AH76836
AH76837
AH76855
AH94489
AH94490
AH94491
AH94492
AH94493
AH94494
AH94495
AH94496
AH94497
AH94498
AH96717
AH96718
AH97916
AH97917
AN122033
AN122251
AN122252
AN190170

Part Number

JOHN DEERE FARM EQUIPMENT

WIDROWER, Model No. 2320
AE37757 (High - Low)

WINDROWER, Model No. 3320, 2420
AE37758

WINDROWER, Model No. 3430, 3830
AE45890 (Gear Shift)

WINDROWER, Model No. 5200, 5400, 5440, 5460, 5720, 5820
AE29483

COTTON STRIPPER, Model No. 283
AN122251
AN122033

COTTON STRIPPER, Model No. 9940
AN190170
AN122252

FORAGE HARVESTER, Model # 5200, 5400
AE29484 (Shifting Cable)
AE29483 (Range)

FORAGE HARVESTER, Model No. 5440, 5460, 5720, 5820
AH76369 (Hydraulic Stat. Drive)

COMBINE, Model No. 3300
AH76855 (Gear Shift)

COMBINE, Model No. 4400, 4420
AH76767 (Gear Shift)
AH76769 (Gear Shift)

COMBINE, Model No. 6600 GEAR SHIFT
AH76830 (Belt Drive)
AH76834 (Hydraulic Stat. Drive)

SHIFT RANGE
AH76831 (Belt Drive Variable)
AH76835 (Hydraulic Stat. Drive)
AH76369 (Hydraulic Stat. Drive)

COMBINE, Model No. 6620 RANGE SHIFT
AH94489 (Posi-Torque Drive)
AH94491 (Hydraulic Stat. Drive)

GEAR SHIFT
AH94490 (Posi-Torque Drive)
AH94492 (Hydraulic Stat. Drive)

REVERSER CONTROL - 610301
AH96717 (Hydraulic Stat. Drive)

COMBINE, Model No. 6622 HYCYCLE SPRAYER
AH97916
AH97917
AH96718

COMBINE, Model No. 7700
AH76369 (Hydraulic Stat. Drive)

GEAR SHIFT
AH76832 (Belt Drive)
AH76836 (Hydraulic Stat. Drive)

RANGE SHIFT
AH76833 (Belt Drive)
AH76837 (Hydraulic Stat. Drive)

COMBINE, Model No. 7720 RANGE SHIFT
AH94493 (Posi-Torque Drive)
AH94495 (Hydraulic Stat. Drive)

GEAR SHIFT
AH94494 (Posi-Torque Drive)
AH94496 (Hydraulic Stat. Drive)

REVERSER CONTROL
AH96717 (Hydraulic Stat. Drive)

Part Number

FARMHAND
302845-000-0076
302845-000-0084
7530-2
7530-3
7530-4
7597-1
7597-13
7597-14
7597-15
7597-16

INTERNATIONAL HARVESTER
151909C91
165507C91
193280C1
214885H1
302702C91
344266C91
344267C91
354649C91
364535C91
371080C91
394552C1
400753C91
420023C91
423078C1
437156C1
439100C1
439101C1
439102C1
439103C1
463510C1
463511C1
484950C91
503153C91
503607C91
516965C1
518365C1
643523C92
65887C91
660843C91
664710C1
664844C91
767826C91
769857C91
795705C91
796830C1
863586C2
863728C1
864830C1
864831C1
866687C1
867205C1
870874C1
871300C1
871301C1
879044C91
880133C1

HESSTON
7022205
741892
741934
7721004
7741424
7826027
7826134
7893704
797829
8021487

Part Number

KOEHRING
1291-25
1291-35
1291-38
1291-40
1291-55
1222-136

Massey Ferguson
280537M1
1465-881-M91
586-969-M1
537-703-M1

MF44B Wheel Loader (ITALY)
727-516-M91

4WD Tractor, Model No. 4840, 4880
586-969-M1
537-703-M1

860 Combine
280537M1

NEW HOLLAND
257410
528006
591364
597134
603113
609605
612250
612662
624133
635037
642442
644688
647158
647709
678608
678609
697562
707424
710412
790615

STEIGER
01-3901
01-4252
01-4481
02-4973X1
47-3739
60-4331T2

VERSATILE
10992
18731
20028
22498
35404
35405
35420
49192
75382
76559
76625
77525
90826
108422

WHITE
1511663
30-3069869
30-3069877
30-3069885
30-3329208
30-3403483

ASK FOR QUANTITY DISCOUNT *Prices subject to change without notice.*

 © Baum Hydraulics Corporation

CONTROL CABLES FOR HEAVY EQUIPMENT

WE HAVE AVAILABLE THE O.E.M. CABLE NUMBERS LISTED ON THE PREVIOUS AND FOLLOWING PAGE. CALL FOR PRICES.

Part Number

A.L. LEE CORP. (Mine Equip. Co.)
038011-003-0136.0
038011-003-0144.0
048711-000-060.0
048711-000-0136.0
068357-003-0096.0

AMERICAN COLEMAN Yardspotters - Airline Two Tugs
22721C9
56186

AMERICAN SNOWBLAST
80741
80834
80894
81161

ARROW Concrete Hammers - Mobile Unit
4001392
4001557

BIG A (RICKEL)
015719
027520
028548

BROCKWAY - Motor Trucks
250274
250278
250291
250301
250346
250409
250435
517690
526143

BRODERSON MFG. Mobile Crane and Hammers
0-600-6312
0-600-40188
0-600-40222
0-600-66316

CEDAR RAPIDS, INC. (IOWA MFG.) Road Pavers and Rock Crushers
45675-007-01
45675-007-02
45675-007-003

CENTRAL MINING EQUIPMENT
83153 (11 Foot)
83153 (12 Foot)

CHALLENGE COOK
1340222
1340228
1340232
1340233
1340234
1340235
1340236
1340237
1340238
1340239
1340240
1340245

Part Number

Challenge (Cont'd)
1340246
1340247
1340248
1340249
1340250
1340252
1340253
1340254
1340255
1340256
1340257
1340264
1340266
1340267
1340268
1340274
1340275
1340276
1340277
1340282
1340344
1340345
1340346
1340352
1340353
1340355
1340362
1340382
1340397

CLARK
1057430
1550181
1550832
1550833
1550834
1564793
1570245
1648244
1648245
1668527
1668528
1668818
1668888
1675930
1668889
1697532
1697533
1701163
1701164
1748430
1748435
1758863
1763229
1763230
1766906
1768340
1779092
1798711
1798712
1906155
1909059
1909952
1914678
1921250
1928460
1929825
1990521
2305072
2305073
2501423
2501424
2506507
2516784
2536709

Part Number

CLARK (Cont'd)
2550560
2553486
2675546
3675483
3675518
3675546
442344
5204702
5205985
5207413
5207414
5207418
5207455
5308053
5308054
5340177
991134
992538

CMC (Mixers)
M3119
M8351
M8392
M8393
M8484
M8485
M8486
M8487
M8488
M8684
M9036
M9908

COLT INDUSTRIES Quincy Compressers
42BC-36
42BC-40
42BC-45
42BC-50
42BC-66
239-0457

DART (Curbmaster, Inc.)
43B-8
63B-108
301127-2-216
63B-90
63B-144

DIAMOND REO
2227-H4-323
2227-H4-330
2227-H4-343
2227-H4-345
2227-H4-350
2227-H4-357
2966-T3-1
2966-T3-2
2966-T3-3
2966-T3-4
2966-T3-5
2966-T3-6
592-H4-1
592-H4-2
592-H4-3
592-H4-4
592-H4-5
592-H4-6
592-H4-7
592-H4-8
592-H4-9
592-H4-10
592-H4-11
592-H4-12
594-H4

Part Number

DIAMOND REO
619-H4
653-H4
695-H4
835-H4
836-H4
882-H4
883-H4
1009-H4
1032-H4
1033-H4
1120-H4
1121-H4
1129-H4
1130-H4
1134-H4
1196-H4
1257-H4
1422-H4

ERICKSON CORP.
27-1539

FEDERAL MOGUL (Target Prod. Div.) Concrete Saws & Road Resurfacers
OP700213
OP700330

FMC
A1J0060
18J5313
23658
26A201
28J2204
29F59
31J1886
31J2299
31J2950
31J3024
31J3031
31J391
31J518
32J1929
32J1991
32J996
36A0752
36J1588
36J2206
36J3279
37A1610
37A1611
38J0614
38J1018
39J0663
39J0785
41J0212
41J0364
41J0463
41J1378
41J1381
41J1389
41J1390
41J1412
41J1721
41J1722
41N0361
4183683
43J0940
45F0062
45J1208
46J1404
47F0028
47J2025

Part Number

FMC
49J0059
50J0930
50J0974
50J1028
50J1029
59A0576
59A0878
62W3147

GALLION Mfg.-Crane
068357-002-0064.0
293134
D104154
D104158
D104282
D108793
D112726
D112728
D113509
D114899
D117279
D119001
D130964
D142191
D150611
H031081
H039454
H052683
H056343
H057168
H057168-A
H062102A
H086671
H089086
H153524
H161231
H30966
H31081
H31263
H44075-A
H46381
H52683
H56343
H57168-A
H74523
H74524
H86671
H89086
H91795

GMC
2017896
2025698
2046166
687894
688798
693921
697380
698924
702650
724019

GROVE CRANE
7246000428
7246000431
7246000446
7246000459
7246000469
7246000472
7246000544
7246000642

HELLSTAR CORP.
98-01-015
98-01-028

Part Number

INDUSTRIAL IRRIGATION
43820-3-60

JAEGER, MCNEILUS, & T.L. SMITH - Cement Mixer
MTM00805
MTM00806
MTM00807
MTM00808
MTM00809
MTM00810
MTM00811
MTM00812
MTM00813
MTM00814
MTM00815
MTM00816
MTM00817
MTM00821
MTM00822
MTM00823
MTM00824
MTM00825
MTM00826
MTM00827
MTM00828
MTM00829
MTM00835
MTM00836
MTM00837
MTM00838
MTM00839
MTM00840
MTM00841
MTM00842
MTM00843
MTM00844
MTM00845
MTM00846
MTM00847
MTM00848
MTM00849
MTM00850
MTM00851
MTM00852
MTM00853
MTM00854
MTM00855
MTM00856
MTM00857
MTM00858
MTM00859

JARVIS CLARK (John Clark)
037912-003-0096.0
048711-000-0030.0

CABLES BUILT TO YOUR SPECIFICATION

CALL US FOR A PRICE QUOTE

Prices subject to change without notice. **ASK FOR QUANTITY DISCOUNT**

CONTROL CABLES FOR HEAVY EQUIPMENT

Part Number

HAGIE Mfg.-Sprayer
785004

HARNISHFEGER CORPORATION
6Q11-D1
6Q11-D2
6Q11-D3
6Q11-D10

6Q11-D11
6Q11-D12
6Q11-D13
6Q11-D15

6Q11-D16
6Q11-D17
6Q11-D20
6Q11-D24

6Q11-D27
6Q11-D28
6Q11-D29
6Q11-D30

6Q11-D31
6Q11-D32
6Q11-D33
6Q11-D34

6Q11-D35
6Q11-D36
6Q11-D37
6Q11-D38

6Q11-D39
6Q11-D40
6Q11-D41
6Q11-D42

6Q11-D43
6Q11-D44
6Q11-D45
6Q11-D46

6Q11-D47
6Q11-D48
6Q11-D49
6Q11-D50

6Q11-D51
6Q11-D52
6Q11-D53
6Q11-D54

6Q11-D55
6Q11-D56
6Q11-D57
6Q11-D58

6Q11-D59
6Q11-D60
6Q11-D61
6Q11-D62

6Q11-D63
6Q11-D64
6Q11-D65
6Q11-D66

6Q11-D67
6Q11-D68
6Q11-D69
6Q11-D70

6Q11-D72
6Q11-D73
6Q11-D74
6Q11-D75

6Q11-D76
6Q11-D77
6Q11-D78
6Q11-D79

Part Number

HARNISHFEGER (Cont'd)
6Q11-D80
6Q11-D81
6Q11-D82
6Q11-D83

6Q156-D2
6Q156-D3
6Q156-D5
6Q156-D6

6Q156-D7
6Q156-D8
6Q156-D9
6Q156-D10

6Q156-D11
6Q156-D12
6Q156-D13
6Q156-D14

6Q156-D15
6Q156-D16
6Q156-D17
6Q156-D18

6Q156-D19
6Q156-D20
6Q156-D21
6Q156-D22

6Q156-D23
6Q156-D24
6Q156-D25
6Q156-D26

6Q156-D27
6Q25901
6Q249010

HOUGH INTERNAT'L
1213765C1
65887C91
879044C91
880133C1
885321C1

HYSTER
125470
132974
133758
180695

181678
184626
203578
213895

228155
249288
249440
249776

249777
249778
249779
250783

253821
253822
262468
262469

390317
390318
390396
391661

391662
391875
391876
392014

Part Number

HYSTER (Cont'd)
393085
75400
82217

KOEHRING
061080751
1291-9
1291-65
1291-66

1291-67
1291-71
1291-73
1291-79

1291-80
1291-87
1291-88
1291-89

1291-90
1291-91
1291-93
1291-96

1291-97
1291-98
1291-104
1291-105

1291-110
1291-111
1291-113
1291-114

1291-124
1291-125
1291-127
1291-130

1291-132
1291-133
1291-134
1291-135
1291-136

1291-144
1291-148
1291-156
1291-166
A130105

KRESS CORP. Mining Equipment
20083
24100
27421

28715
29324
61227
66243

LOCKWOOD CORP.
117053-5
47540-84
47540-120
L-00541-00101
L-00541-00106

L00541-0092
L004427-6315
M-04627-03832
PO4754-00072

MACK TRUCK
21QB3158
21QB3158P2
21QB3158P3
27RC150
27RC152

Part Number

MACK TRUCK
27RC229P1
27RC229P2
27RC229P3
27RC229P4
27RC229P5
27RC229P6
27RC229P7
27RC229P8

27RC29307
27RC29307P2
27RC29307P3
27RC29307P4
27RC318P1
27RC318P2
27RC318P3
27RC318P5

27RC318P6
27RC318P7
27RC318P8
27RC318P9
27RC318P10
27RC320P1
27RC320P2
27RC320P3

27RC321P1
27RC321P2
27RC321P3
27RC39304P1
27RC39306
27RC39AP1
27RC39AP2
27RC39AP3

27RC39AP4
27RC39AP5
27RC39AP6

MCKEE BROTHERS
37913-3-96
38013-3-72

MCNEILUS - Mixer
115017
115022

OTTAWA TRUCK - Yardspotter
53109321
53518146
53518147
90001180
90001588
90001589
90714079
SS1295

PETTIBONE CORP.
08-7552
32247-9
CM-23-28
CM-23-44
L-7653
L-7653-4
LA-560-3
LL-3331-1

PORTADRILL
038013-003-0084.0
038013-003-0120.0
038013-003-0144.0
038013-003-0156.0
038013-003-0168.0
038013-003-0180.0
038013-003-0200.0
038013-003-0204.0
038013-003-0216.0
038013-003-0260.0
038013-003-0264.0

Part Number

PITMAN MFG.
267004260

REX - Mixers
102-6372-3
102-7244-1
102-7244-2
102-7244-3

102-7244-4
102-7244-5
102-7244-6
102-7244-7

102-7244-8
102-7244-9
102-7244-10
102-7244-11

102-7244-12
102-7244-13
102-7244-14
102-7244-15

102-7244-16
102-7244-17
102-7244-18
102-7244-19

102-7244-20
102-7244-21
102-7244-22
102-7244-23

102-7244-24
102-7244-25
102-7554-1
102-7554-2

102-7554-3
102-7554-4
102-7554-5
102-7554-6

102-7554-7
102-7554-8
107-172-6
107-172-8

107-172-12
107-282-6
298-00155-47
298-0156-47
298-0221-47

Part Number

RIMPULL CORP. - Mining Trucks
180-245-156-120
180-245-156-156
2-151-002415

RIVINIUS, INC.
60657200
609546000
61105000
61128000

T. J. SMITH Railroad Shuttle Wagon - Yardspotter - Cline Truck
2-151-008841
2-151-010302
2-151-013445
2-151-016876
2-151-021139

2-151-022415
2-151-024360
2-151-024901
2-151-027265
2-151-029675

TOWMOTOR CORP.
339491
683181

VERMEER
10609-001
15787-01
2777-001
2778-001

2779-001
2780-001
2781-001
2782-001

2783-001
2807-001
2810-001
64099-001
64100-001

WABCO
PB2680
PB3556
PB4278
PB4441

Choose From Three Control Head Mountings

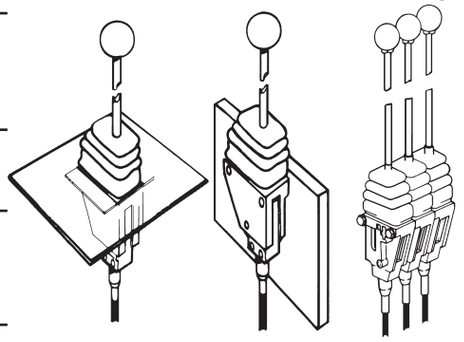

Flush Mounting | Side Mounting | Banked Together

 © Baum Hydraulics Corporation

OTHER CYLINDER DESIGNS

Seal	Description	Seal	
OR	O-RING	O-RING & 1 BACK-UP RING	OR1B
OBU	O-RING & 1 BACK-UP RING	O-RING & 2 BACK-UP RINGS	OR2B
POL	POLY PACK-V-SEAL O-RING	U-SEAL & VEE CHEVRON & ADAPTERS	USVE
P3TS	3-PIECE PISTON SEAL	3-PICE ROD T-SEAL	R3TS
P4TS	4-PIECE PISTON SEAL	4-PIECE ROD T-SEAL	R4TS
STFO	SQUARE TEFLON RING & O-RING	RECTANGULAR TEFLON RING & O-RING	RTFO
SHYO	SQUARE HYTREL RING & O-RING	RECTANGULAR HYTREL RING & O-RING	RHYO
WR	WEAR RING	BUFFER RING	BU
RGN	PISTON RING	U-CUP & ROD WIPER	URW
CPR	CAST IRON PISTON RING	U-SEAL	USL
SPR	STEEL PISTON RING	QUAD RING	QD
RET	RETAINER	RUBBER PISTON LOADER	TS
PLPC	POLYPAK & PISTON CUP	PISTON CUP	PC

VS SOFT URETHANE OR HARD HYTREL WIPER

VS

ROD WIPER MC METAL CLAD WIPER WITH URETHANE OR RUBBER INSERT

MC

CASE SPECIAL SPLIT OR STEP FOUND ON INSIDE OF CASE GLANDS

SP

MOST POPULAR CYLINDER DESIGNS

Descritpion	CAT TYPE NO.		PISTON SEAL	ROD SEAL		Descritpion
VEE CHEVRON M & F ADAPTER	1		VEE	VEE		VEE CHEVRON & M & F ADAPTER
CAST IRON PISTON RING	2		CPR	VEE		VEE CHEVRON & M & F ADAPTER
U-SEAL & WEAR RING	3		CWR	VEE		VEE CHEVRON & M & F ADAPTER
PISTON SEAL & WEAR RING	4	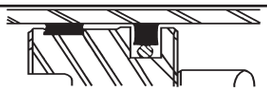	SWR	VEE		VEE CHEVRON & M & F ADAPTER
PISTON SEAL & WEAR RING	5	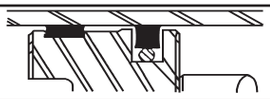	SWR	SBR		SEAL & BUFFER RING
TELESCOPING ON SCRAPERS	6		TEL	TEL		TELESCOPING ON SCRAPERS
4 PICE PISTON SEAL & WEAR RING	8	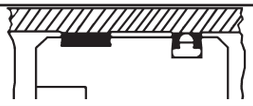	4SWR	SBR		SEAL & BUFFER RING
VEE CHEVRON & BEARING	9		VEEB	SBS		SEAL & ROD BUSHING
VEE CHEVRON & M & F ADAPTERS	10		VEE	OR1B		O-RING & ONE BACK-UP
VEE CHEVRON & M & F ADAPTERS	11		VEE	SBS		SEAL & ROD BUSHING
U-SEAL & WEAR RING	12		CWR	OR1B		O-RING & ONE BACK-UP
TELESCOPING ON TRUCK HOISTS	13		TEL	TEL		TELESCOPING ON TRUCK HOISTS
SUSPENSION ON TRUCKS	14		SUS	SUS		SUSPENSION ON TRUCKS
PISTON SEAL & WEAR RING	15	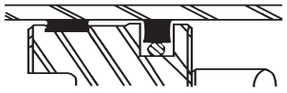	SWR	SBRB		SEAL, BUFFER RING AND BUSHING
U-SEAL & WEAR RING	16	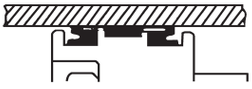	CWR	USL		U-SEAL

VS SOFT URETHANE OR HARD HYTREL WIPER



VS

ROD WIPERS MC METAL CLAD WIPER WITH URETHANE OR RUBBER INSERT



MC

CASE SPECIAL SPLIT OR STEP FOUND ON INSIDE OF CASE GLANDS

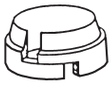

SP

AGRICULTURAL SEAL KITS FOR ALLIS CHALMERS® EQUIPMENT

Application	S/N Range	Bore Size	Stroke	Rod Diam.	Kit Number	Our Sequence Number	Per Each	Rod Wiper	Piston Seal	Rod Seal	Cylinder Number	Remarks
D-21 TRACTOR												**ALLIS D-21**
Lift Arm	....	3.5	....	1.5	**70255806-5**	G00040	**$....**	MC	VEE	....	0248100-0	
180, 185, 190 TRACTOR												**ALLIS 180, 185, 190**
Lift Arm	-5097	3.0	....	1.5	**70255805-7**	G00035	**40.62**	MC	VEE	....	253350	180 & 185
Steering	180	2.5	....	1.0	**70255712-5**	G00030	**23.79**	MC	STFO	OR1B	0249764-2	
7045, 7060, 8070 TRACTOR												**ALLIS 7045, 7060, 8070**
Lift Cylinder	....	5.0	....	....	**70261654-1**	G00050	**24.38**	....	USL	....		Heavy Duty
2100, 2200HD, 2300, 2600 DISC HARROW												**ALLIS**
Wing Lift	2300	2.5	8.0	1.063	**79002936-7**	G00235	**8.93**	MC	OR2B	OR1B	9002906-7	
Frame Lift	2600	3.5	16.0	1.5	**70589225-5**	G00090	**19.38**	MC	OR2B	OR1B	0596506-6	
Wing Lift	2600	3.0	42.0	1.5	**70586987-3**	G00085	**13.13**	MC	OR3B	OR1B	0584479-0	
Centerfold	2600	2.5	8.0	1.063	**79002936-7**	G00235	**8.93**	MC	OR2B	OR1B	9002906-7	
3000 DISC HARROW												**ALLIS 3000**
Frame Lift	....	4.0	20.0	1.25	**79002932-6**	G00230	**29.44**	MC	OR2B	OR1B		
	....	4.0	44.0	2.0	**79002940-6**	G00250	**33.15**	MC	OR2B	OR1B	2086348-6	
REMOTE CYLINDER												**ALLIS**
	....	2.5	8.0	1.062	**79002936-7**	G00235	**8.93**	MC	OR2B	OR1B	9002906-7	
	....	3.0	8.0	1.25	**79002930-0**	G00220	**22.71**	MC	OR2B	OR1B	9002900-0, 9001902-4	Depth Cont
	....	3.5	8.0	1.25	**79002931-8**	G00225	**23.98**	MC	OR2B	OR1B	9002901-8, 9001905-9	Depth Cont
	....	4.0	8.0	1.25	**79002932-6**	G00230	**29.44**	MC	OR2B	OR1B	9002902-6, 9001932-3	Depth Cont
	....	4.0	16.0	2.0	**79002940-6**	G00250	**33.15**	MC	OR2B	OR1B	9002910-9	
F, FR, FKS, F-HY COMBINE, F BAGGER, F NAVY BEAN												**ALLIS F SERIES**
Reel Lift	-12201	1.25	....	1.0	**71162742-2**	G00135	**2.79**	MC	....	OR1B	1159709-3	Right Hand
Header Lift	....	2.25	....	1.875	**71126787-2**	G00095	**10.44**	MC	....	OR1B	1125747-4	
Header Lift	....	2.625	....	2.25	**71128659-1**	G00100	**12.73**	MC	....	OR1B	1140803-6	
Reel Lift	....	1.25	....	1.0	**71162742-2**	G00135	**2.79**	MC	....	OR1B	1159709-3	Slave
G, GH, GKS, G-HY COMBINE, G BAGGER, G NAVY BEAN												**ALLIS G SERIES**
Header Lift	....	2.625	....	2.25	**71128659-1**	G00100	**12.73**	MC	....	OR1B	1140803-6	
Reel Lift	....	1.25	....	1.0	**71162742-2**	G00135	**2.79**	MC	....	OR1B	1159709-3	Slave
L2, M2 COMBINE												**ALLIS L2, M2**
Header Lift	19501-24001	....	....	3.0	**71188507-9**	G00170	**11.41**	MC	....	OR1B	1180443-2	
	....	....	....	2.5	**70577722-5**	G00080	**14.52**	MC	....	OR1B	1180694-0	
Power Steer.Cyl.	....	1.75	....	.75	**71308375-6**	G00175	**11.09**	MC	RTFO	OR1B	1304426-8	
Power Steer.Cyl (Standard)	....	1.75	....	.75	**71308375-6**	G00175	**11.09**	MC	RTFO	OR1B	1304426-8	Adj. Axle
Reel Lift (Long)	....	1.75	....	1.25	**71327568-3**	G00195	**14.90**	MC	RTFO	USL	1309537-7	Header Master
Reel Lift Slave	....	1.25	....	1.0	**71162742-2**	G00135	**2.79**	MC	....	OR1B	1159709-3 1177293-6	13', 15', 16', 20', 24' Header Single Act.
Conv. Wing	4201	2.0	....	1.0	**71182281-7**	G00160	**16.13**	MC	RTFO	OR1B	1178530-0	
N5, N6, N7 COMBINE												**ALLIS N5, N6, N7**
Conv. Wing	-4501	2.0	....	1.0	**71182281-7**	G00160	**16.13**	MC	RTFO	OR1B	1326939-4	
Header Lift	....	....	....	3.0	**71311006-2**	G00185	**16.92**	MC	....	POL	1304428-4	
Power Steer.Cyl.	....	2.25	....	1.125	**71316444-0**	G00120	**25.89**	MC	RTFO	USL	309550-0	
Power Steer.Cyl.	....	1.75	....	.75	**71308375-6**	G00175	**11.09**	MC	RTFO	OR1B	1304426-8	Adj. Axle
M3, L2, L3 COMBINE												**ALLIS M3, L2, L3**
Conv. Swing	....	2.0	....	1.0	**71182281-7**	G00160	**16.13**	MC	RTFO	OR1B	1321427-5	
Header Lift	....	....	....	3.0	**71188507-9**	G00170	**11.41**	MC	....	OR1B	1180443-2	
Header Lift	....	....	....	2.5	**70577722-5**	G00080	**14.52**	MC	....	OR1B	1180694-0	
Power Steer.Cyl.	....	1.75	....	.75	**71308375-6**	G00175	**11.09**	MC	RTFO	OR1B	1304426-8	
Reel Lift (Long)	....	1.75	....	1.25	**71327568-3**	G00195	**14.90**	MC	RTFO	USL	1309537-7	Header Master
Reel Lift Slave	....	1.25	....	1.0	**71162742-2**	G00135	**2.79**	MC	....	OR1B	1159709-3	13', 15', 16', 20', 22', 24' Header Sgl. Act.
Conv. Swing	....	2.0	....	1.0	**71182281-7**	G00160	**16.13**	MC	RTFO	OR1B	1326939-4	

AGRICULTURAL SEAL KITS FOR BOBCAT® EQUIPMENT

Application	S/N Range	Bore Size	Stroke	Rod Diam.	Kit Number	Our Sequence Number	Per Each	Rod Wiper	Piston Seal	Rod Seal	Cylinder Number	Remarks
310, 313, 371 LOADER												**BOBCAT 310, 313, 371**
Tilt & Lift	-11379	2.0	....	1.0	**6504960**	G00455	**$9.48**	VS	STFO	POL	6560924	
FARM BOY, 440, 443 LOADER												**BOBCAT**
Lift Cylinder	....	2.0	....	1.0	**6504960**	G00455	**9.48**	VS	STFO	POL	6592983	
444 LOADER												**BOBCAT 444**
Lift Cylinder	-2000	2.0	....	1.125	**6505849**	G00460	**37.19**	MC	VEE	VEE		
Lift & Tilt	....	2.0	....	1.25	**6504959**	G00450	**13.41**	VS	STFO	POL	6501103	Screw Gland
Tilt	-3999	2.0	....	1.0	**6505850**	G00465	**36.87**	MC	VEE	VEE		
Tilt	4474-	2.0	....	1.0	**6504960**	G00455	**9.48**	VS	STFO	POL	6501108	
500 LOADER												**BOBCAT 500**
Tilt	....	2.0	....	1.0	**6504960**	G00455	**9.48**	VS	STFO	POL	6506652	
500E, 600E LOADER												**BOBCAT 500E, 600E**
Lift Cylinder	-2999	2.0	....	1.125	**6505849**	G00460	**37.19**	MC	VEE	VEE	6505840	
Lift Cyl. & Tilt	2999-	2.0	....	1.25	**6504959**	G00450	**13.41**	VS	STFO	POL	6501103	
Tilt	-3999	2.0	....	1.0	**6505850**	G00465	**36.87**	MC	VEE	VEE	6505855	
Tilt	4473-	2.0	....	1.0	**6504960**	G00455	**9.48**	VS	STFO	POL	6501108	

We do not imply that any part listed is the product of these manufacturers. All descriptions and numbers are used for reference purposes only

ASK FOR QUANTITY DISCOUNT *Prices subject to change without notice.*

BAUM HYDRAULICS CORPORATION | 1-800-228-9222 / e-mail: sales@baumhydraulics.com
Fax: 1-800-832-2522 / www.baumhydraulics.com / © Baum Hydraulics Corporation

AGRICULTURAL SEAL KITS FOR BOBCAT® EQUIPMENT

Application	S/N Range	Bore Size	Stroke	Rod Diam.	Kit Number	Our Sequence Number	Per Each	Rod Wiper	Piston Seal	Rod Seal	Cylinder Number	Remarks
520, 530, 533, 540, 543 LOADER												**BOBCAT**
Lift Cylinder	....	2.0	....	1.25	**6504959**	G00450	**$13.41**	VS	STFO	POL	6553162	
Tilt	....	3.0	....	1.5	**6551271**	G00530	**14.36**	VS	STFO	POL	6553161	
610, 611, 611W 620 LOADER												**BOBCAT**
Lift Cylinder	....	2.0	....	1.25	**6504959**	G00450	**13.41**	VS	STFO	POL	6501103	
Tilt Cylinder	....	2.0	....	1.0	**6504960**	G00455	**9.48**	VS	STFO	POL	6501108	
630, 631, 632 LOADER												**BOBCAT 630, 631, 632**
Lift Cylinder	....	2.0	....	1.25	**6504959**	G00450	**13.41**	VS	STFO	POL		w/Welded Tube
Tilt	-12999	3.0	....	1.5	**6551271**	G00530	**14.36**	VS	STFO	POL	6555992	
Tilt	13001-13631	3.25	....	1.5	**6558847**	G00565	**16.20**	VS	STFO	POL	6558782	
Tilt	....	3.25	....	1.5	**6591885**	G00585	**18.65**	VS	STFO	POL		Melroe
642, 643 LOADER												**BOBCAT 642, 643**
Lift Cylinder	All	2.0	....	1.25	**6504959**	G00450	**13.41**	VS	STFO	POL	6592962	w/Replaceable Tube
Tilt	-12999	3.25	....	1.5	**6558847**	G00565	**16.20**	VS	STFO	POL	6559590	
Tilt	13001-	3.25	....	1.5	**6591885**	G00585	**18.65**	VS	STFO	POL	6591962	
600, 700 SERIES ATTACHMENTS												**BOBCAT 600, 700**
Tilt, Boom, Crowd	....	3.0	....	1.5	**6515452**	G00500	**15.45**	MC	OR2B	OR1B		Cessna
Dipperstick	....	3.0	....	1.5	**6515452**	G00500	**15.45**	MC	OR2B	OR1B		Cessna
Tilt, Boom, Crowd	....	3.0	....	1.5	**6513723**	G00490	**45.62**	MC	RTFO	USL	6513695	
Dipperstick	....	3.0	....	1.5	**6513723**	G00490	**45.62**	MC	RTFO	USL	6513695	
Stabilizer	907, 908A 908B, 909	....	....	....	**6598343**	G00625	**10.67**	MC	OR2B	OR1B	6562043	
Grapple	....	2.0	....	1.25	**6504959**	G00450	**13.41**	VS	STFO	POL	6515524	
Stabilizer	....	2.0	....	1.0	**6504960**	G00455	**9.48**	VS	STFO	POL	6501108	
Scarifier	....	2.0	....	1.0	**6505850**	G00465	**36.87**	MC	VEE	VEE		
Scarifier	....	2.0	....	1.0	**6504960**	G00455	**9.48**	VS	STFO	POL	6504893	Screw Gland
700, 720, 721, 722 LOADER												**BOBCAT 700, 720, 721, 722**
Tilt (LH) & (RH)	....	2.0	....	1.0	**6504960**	G00455	**9.48**	VS	STFO	POL	6540230, 6540231	
Lift Cylinder	....	2.0	....	1.25	**6504959**	G00450	**13.41**	VS	STFO	POL	6540229	
730, 731, 732 LOADER												**BOBCAT 730, 731, 732**
Tilt	....	3.25	....	1.5	**6558847**	G00565	**16.20**	VS	STFO	POL	6558782, 6559590	
Tilt	....	3.25	....	1.5	**6514736**	G00495	**30.26**	MC	RTFO	POL		Cessna
Tilt	....	3.25	....	1.5	**6591885**	G00585	**18.65**	VS	STFO	POL	6591962	Melroe
Lift Cylinder	....	2.0	....	1.25	**6504959**	G00450	**13.41**	VS	STFO	POL	6592962	
741, 742, 743 LOADER												**BOBCAT 741, 742, 743**
Lift Cylinder	....	2.0	....	1.25	**6504959**	G00450	**13.41**	VS	STFO	POL	6555993	w/Welded Tube
Tilt	....	3.25	....	1.5	**6514736**	G00495	**30.26**	MC	RTFO	POL		Cessna w/Welded Tube
Tilt	....	3.25	....	1.5	**6591885**	G00585	**18.65**	VS	STFO	POL	6591962	Melroe w/Replaceable Tube
Tilt	....	3.25	....	1.5	**6558847**	G00565	**16.20**	VS	STFO	POL	6695398	Melroe w/Replaceable Tube
800 SERIES ATTACHMENTS												**BOBCAT 800**
Boon,Dipperstick	910	3.5	....	1.5	**6555851**	G00550	**15.34**	VS	STFO	POL	6544546	
Tilt,Boom,Dipstk	910	3.0	....	2.0	**6590898**	G00570	**24.81**	VS	STFO	POL	6544548	Rogers
Stabilizer	910	3.0	....	1.5	**6555852**	G00555	**14.11**	VS	STFO	POL		
Swing	911	....	....	3.5	**6598336**	G00620	**60.51**	MC	- -	POL	6592876	
	911	3.5	....	1.5	**6591999**	G00590	**16.44**	VS	STFO	POL	6585386	
Grapple	....	2.0	....	1.25	**6504959**	G00450	**13.41**	VS	STFO	POL	6515524	
Stabilizer	843	2.0	....	1.0	**6504960**	G00455	**9.48**	VS	STFO	POL	6500768	
825 LOADER												**BOBCAT 825**
Tilt & Lift (RH&LH)		2.25	....	1.25	**6544448**	G00525	**15.03**	VS	STFO	POL	6555687, 6555688	
Lift Cylinder	12001-	2.25	....	1.5	**6555117**	G00545	**12.90**	VS	STFO	POL	6554825	
843 LOADER												**BOBCAT 843**
Lift Cylinder	....	2.25	....	1.5	**6555117**	G00545	**12.90**	VS	STFO	POL		w/Welded Tube
Tilt	....	3.25	....	1.5	**6558847**	G00565	**16.20**	VS	STFO	POL	6592584	
Tilt	11548-12999	3.25	....	1.5	**6591885**	G00585	**18.65**	VS	STFO	POL		
300, 500 BACKHOE												**BOBCAT 300, 500**
Lift & Tilt	All	2.5	....	1.25	**6554899**	G00540	**13.15**	VS	STFO	USL	6554898,.6554904	
907 BACKHOE ATTACHMENTS												**BOBCAT 907**
Boom	....	3.0	....	1.5	**6592184**	G00600	**15.83**	VS	STFO	POL	6592180	
Tilt & Dipperstick	....	3.0	....	1.5	**6551271**	G00530	**14.36**	VS	STFO	POL	6591927	
Stabilizer	....	2.0	....	1.0	**6598343**	G00625	**10.67**	MC	OR2B	OR1B		Cessna Wrench Flats
908A, 908B BACKHOE ATTACHMENTS												**BOBCAT 908A, B**
Boom,Tilt,Dipper	All	3.0	....	1.5	**6513723**	G00490	**45.62**	MC	RTFO	USL	6513695	
Stabilizer	All	2.0	....	1.0	**6598343**	G00625	**10.67**	MC	OR2B	OR1B		Cessna Wrench Flats
909 BACKHOE ATTACHMENTS												**BOBCAT 909**
Swing	All	....	....	2.75	**6598209**	G00615	**28.12**	MC	- -	POL	6559947	
Boom,Dipperstk	All	3.25	....	1.5	**6591885**	G00585	**18.65**	VS	STFO	POL	6592084	
Tilt	All	3.0	....	2.0	**6590898**	G00570	**24.81**	VS	STFO	POL	6591972	
Stabilizer	All	2.0	....	1.0	**6598343**	G00625	**10.67**	MC	OR2B	OR1B		Cessna Wrench Flats

We do not imply that any part listed is the product of these manufacturers. All descriptions and numbers are used for reference purposes only.

Prices subject to change without notice. **ASK FOR QUANTITY DISCOUNT**

AGRICULTURAL SEAL KITS FOR BOBCAT® EQUIPMENT

Application	S/N Range	Bore Size	Stroke	Rod Diam.	Kit Number	Our Sequence Number	Per Each	Rod Wiper	Piston Seal	Rod Seal	Cylinder Number	Remarks
910 BACKHOE FOR 825												**BOBCAT 910**
Boom.Dipperstk	All	3.5	....	1.5	**6555851**	G00550	**$15.34**	VS	STFO	POL	6544546	Rodgers & Iowa Ind.
Tilt	All	3.0	....	2.0	**6590898**	G00570	**24.81**	VS	STFO	POL	6544548	Rodgers
Stabilizer	All	3.0	....	1.5	**6555852**	G00555	**14.11**	VS	STFO	POL		
911 BACKHOE FOR 843												**BOBCAT 911**
Swing	All	....	....	3.5	**6598336**	G00620	**60.51**	MC	- -	POL	6592876	
Boom.Dipperstk	All	3.5	....	1.5	**6591999**	G00590	**16.44**	VS	STFO	POL	6585386	
Tilt	All	3.0	....	2.0	**6590898**	G00570	**24.81**	VS	STFO	POL	6591972	
444, 500 FIFTH WHEEL												**BOBCAT 444, 500**
	....	2.0	....	1.5	**6504959**	G00450	**13.41**	VS	STFO	POL	6515524	
444, 500 GRAPPLE FORK												**BOBCAT 444, 500**
	....	2.0	....	1.25	**6504959**	G00450	**13.41**	VS	STFO	POL	6515524	
Stabilzer & Blade Tilt		2.0	....	1.0	**6504960**	G00455	**9.48**	VS	STFO	POL	6501108	Screw Gland
Grapple	....	2.0	....	1.0	**6504960**	G00455	**9.48**	VS	STFO	POL	6593343	
300, 630, 640, 730, 740, 800 GRAPPLE FORK												**BOBCAT**
Grapple	....	2.0	....	1.25	**6504959**	G00450	**13.41**	VS	STFO	POL		Being Replaced by 1" Rod Cylinder
444, 500 SCARIFIER												**BOBCAT 444, 500**
Old Style	....	2.0	....	1.0	**6505850**	G00465	**36.87**	MC	VEE	VEE		
New Style	....	2.0	....	1.0	**6504960**	G00455	**9.48**	VS	STFO	POL	6504893	Screw Gland
630, 640, 730, 740, 800 REAR STABILIZER												**BOBCAT**
Stabilizer	....	2.0	....	1.0	**6504960**	G00455	**9.48**	VS	STFO	POL		w/Weld On Tube
970, 974, 975, 1080, 1080B, 1080C, 1600, 2000												**BOBCAT**
Lift Cylinder	....	3.5	....	2.0	**6548178**	G00527	**19.23**	VS	STFO	POL		
ADDITIONAL SEAL KITS												**BOBCAT**
	....	3.0	....	1.5	**6557718**	G00562	**12.98**	VS	STFO	POL		
Tilt		2.75		1.375	**6806330**	848013	**113.54**	VS	STFO	POL	For S150 and S160	

We do not imply that any part listed is the product of these manufacturers.
All descriptions and numbers are used for reference purposes only.

AGRICULTURAL SEAL KITS FOR BUSH-HOG® EQUIPMENT

Application	S/N Range	Bore Size	Stroke	Rod Diam.	Kit Number	Our Sequence Number	Per Each	Rod Wiper	Piston Seal	Rod Seal	Cylinder Number	Remarks
BUSH-HOG												**BUSH-HOG**
	....	3.5	....	....	**60393**	G00750	**$31.08**	Various - Check breakdown				
	....	4.0	....	....	**60394**	G00760	**53.85**	Various - Check breakdown				

We do not imply that any part listed is the product of these manufacturers.
All descriptions and numbers are used for reference purposes only.

AGRICULTURAL SEAL KITS CASE® FOR EQUIPMENT

Application	S/N Range	Bore Size	Stroke	Rod Diam.	Kit Number	Our Sequence Number	Per Each	Rod Wiper	Piston Seal	Rod Seal	Cylinder Number	Remarks
150, 150M UNI LOADER												**CASE 150, 150M**
Lift Cylinder	2196-2257	3.0	....	1.5	**T40055**	G00875	**$18.64**	VS	STFO	POL	Steel Piston	
Lift Cylinder	....	3.0	....	1.5	**G105502**	MM0378	**67.67**	MC	RTFO	POL		
Tilt	....	3.0	....	1.5	**G105502**	MM0378	**67.67**	MC	RTFO	POL	G32030, G33887	
Grapple	....	2.0	....	1.0	**D61006**	G00960	**9.48**	VS	STFO	POL	D61075	
1500 UNI LOADER												**CASE 1500**
Lift Cylinder	....	3.0	....	1.5	**G105502**	MM0378	**67.67**	MC	RTFO	POL	G34244	
Lift Cylinder	9818251-	2.5	....	1.5	**G105511**	MM0384	**65.72**	MC	RTFO	POL	G34273	
Tilt	....	3.0	....	1.5	**G105502**	MM0378	**67.67**	MC	RTFO	POL		
Grapple	....	2.0	....	1.0	**D61006**	G00960	**9.48**	VS	STFO	POL	D61075	
1700 UNI LOADER												**CASE 1700**
Lift Cylinder	....	3.0	....	1.5	**G105502**	MM0378	**67.67**	MC	RTFO	POL	G34244	
Tilt	....	3.0	....	1.5	**G105502**	MM0378	**67.67**	MC	RTFO	POL	Various	
Grapple	....	2.0	....	1.0	**D61006**	G00960	**9.48**	VS	STFO	POL	D61075	
1816 UNI LOADER												**CASE 1816**
Lift Cylinder	....	2.0	....	1.0	**D61006**	G00960	**9.48**	VS	STFO	POL		
Tilt	....	2.0	....	1.0	**D61006**	G00960	**9.48**	VS	STFO	POL	D58574	
1816B, 1816C UNI LOADER												**CASE 1816B, 1816C**
Lift,Tilt,Grapple	....	2.0	....	1.0	**D61006**	G00960	**9.48**	VS	STFO	POL		
1830 UNI LOADER												**CASE 1830**
Lift Cylinder	....	2.125	....	1.25	**G34819**	MM0362	**44.22**	MC	STFO	USL		
Tilt	....	2.5	....	1.0	**G34807**	MM0360	**49.76**	MC	RTFO	USL	G34786	
Tilt	....	2.5	....	1.0	**G35378**	MM0366	**48.77**	MC	SWR	USL	G100066	
Tilt	....	2.5	....	1.25	**G105507**	MM0381	**64.73**	MC	SWR	SBR	G103407	
Grapple	....	2.0	....	1.0	**D61006**	G00960	**9.48**	VS	STFO	POL		
1835 UNI LOADER												**CASE 1835**
Lift Cylinder	....	2.125	....	1.25	**G34819**	MM0362	**44.22**	MC	RTFO	USL		
Tilt	....	2.5	....	1.25	**G105507**	MM0381	**64.73**	MC	SWR	SBR		
Grapple	....	2.0	....	1.0	**D61006**	G00960	**9.48**	VS	STFO	POL		

We do not imply that any part listed is the product of these manufacturers. All descriptions and numbers are used for reference purposes only

AGRICULTURAL SEAL KITS FOR CASE® EQUIPMENT

Application	S/N Range	Bore Size	Stroke	Rod Diam.	Kit Number	Our Sequence Number	Per Each	Rod Wiper	Piston Seal	Rod Seal	Cylinder Number	Remarks
1835B UNI LOADER												**CASE 1835B**
Lift Cylinder	....	2.5	....	1.5	**G105511**	MM0384	**$65.72**	MC	RTFO	POL		
Tilt	....	2.5	....	1.25	**G105507**	MM0381	**64.73**	MC	SWR	SBR		
Grapple	....	2.0	....	1.0	**D61006**	G00960	**9.48**	VS	STFO	POL		
1845, 1845S UNI LOADER												**CASE 1845, 1845S**
Lift Cylinder	....	2.5	....	1.5	**G105511**	MM0384	**65.72**	MC	RTFO	POL		
Dump Tilt	....	2.5	....	1.25	**G105507**	MM0381	**64.73**	MC	SWR	SBR		
Tilt	....	3.0	....	1.5	**G105502**	MM0378	**67.67**	MC	RTFO	POL		
1845B UNI LOADER												**CASE 1845B**
Lift Cylinder	....	2.5	....	1.5	**G105511**	MM0384	**65.72**	MC	RTFO	POL		
Tilt	....	2.5	....	1.25	**G105507**	MM0381	**64.73**	MC	SWR	SBR		
WWC-37 WING CHISEL PLOW												**CASE WWC-37**
Frame Lift	....	3.75	8.0	1.375	**T52500**	G00920	**28.42**	MC	RTFO	OR1B	T-52240	
D15, D24 DISC HARROW												**CASE D15, D24**
Frame Lift	....	4.0	8.0	1.5	**T63124**	G00970	**26.35**	VS	OR2B	POL	T-56272	
Wing Lift	....	4.0	24.0	1.75	**T63123**	G00965	**28.40**	VS	OR2B	POL	T-52674	
F21, F21H DISC HARROW												**CASE F21. F21H**
Wing Lift	....	2.5	16.0	1.25	**T55118**	G00935	**13.15**	VS	SHYO	USL	T-55101	
K23, K23A DISC HARROW												**CASE K23, K23A**
Wing Lift	....	3.0	16.0	1.375	**T63226**	G01000	**28.14**	VS	USL	OR1B	T-53214	
K23B DISC HARROW												**CASE K23B**
Frame Lift	....	4.0	8.0	1.5	**T63124**	G00970	**26.35**	VS	OR2B	POL	T56660	
E30 DISC HARROW												**CASE E30**
Wing Lift	1625038-	4.0	8.0	1.5	**T63124**	G00970	**26.35**	VS	OR2B	POL	T56660	
Frame Lift	....	4.0	24.0	1.75	**T63123**	G00965	**28.40**	VS	OR2B	POL	T52674	
	-1625038	4.0	8.0	1.5	**T63124**	G00970	**26.35**	VS	OR2B	POL	T52727	
D39 DISC HARROW												**CASE D39**
Wing Lift	....	4.0	24.0	1.75	**T63123**	G00965	**28.40**	VS	OR2B	POL	T42574	
65, 70 FRONT END LOADER, 65, 70 FARM LOADER												**CASE 65, 70**
Lift & Tilt	....	2.5	....	1.5	**T51786**	G00905	**22.40**	MC	OR2B	OR1B		
Grapple	....	2.0	....	1.25	**T63155**	G00985	**21.57**	MC	OR2B	OR1B		
75 HIGH LIFT FARM LOADER												**CASE 75**
Lift Cylinder	....	3.0	....	2.0	**T63136**	G00975	**41.78**	MC	USL	USL		
Tilt	....	2.5	....	1.5	**T51786**	G00905	**22.40**	MC	OR2B	OR1B		
Grapple	....	2.0	....	1.25	**T63155**	G00985	**21.57**	MC	OR2B	OR1B		
80, 85 FARM LOADER												**CASE 80, 85**
Lift Cylinder	....	3.0	....	2.0	**T63136**	G00975	**41.78**	MC	USL	USL		
Tilt	....	3.0	....	1.5	**T53976**	G00930	**46.88**	MC	USL	USL		
96L FARM LOADER												**CASE 96L**
Lift Cylinder	....	3.0	....	2.0	**T57781**	G00945	**24.36**	MC	OR2B	OR1B		
Tilt	....	3.0	....	1.75	**T58163**	G00950	**23.83**	MC	OR2B	OR1B		
Grapple	....	2.5	....	1.5	**T51786**	G00905	**22.40**	MC	OR2B	OR1B		
75 FRONT END LOADER												**CASE 75**
Lift Cylinder	....	3.0	....	2.0	**T63136**	G00975	**41.78**	MC	USL	USL		
Tilt	....	2.5	....	1.5	**T51786**	G00905	**22.40**	MC	OR2B	OR1B		
Grapple	....	2.0	....	1.25	**T63155**	G00985	**21.57**	MC	OR2B	OR1B		
80, 85 FRONT END LOADER												**CASE 80, 85**
Lift Cylinder	....	3.0	....	2.0	**T63136**	G00975	**41.78**	MC	USL	USL		
Tilt	....	3.0	....	1.5	**T53976**	G00930	**46.88**	MC	USL	USL		
Grapple	....	2.0	....	1.25	**T63155**	G00985	**21.57**	MC	OR2B	OR1B		
96L FRONT END LOADER												**CASE 96L**
Lift Cylinder	....	3.0	....	2.0	**T57781**	G00945	**24.36**	MC	OR2B	OR1B		
Tilt	....	3.0	....	1.75	**T58163**	G00950	**23.83**	MC	OR2B	OR1B		
Grapple	....	2.5	....	1.5	**T51786**	G00905	**22.40**	MC	OR2B	OR1B		
ADDITIONAL SEAL KITS												**CASE**
	....	2.125	....	1.25	**G101805**	G01067	**59.57**	MC	STFO	USL		

All descriptions and numbers are used for reference purposes only.

We do not imply that any part listed is the product of these manufacturers.

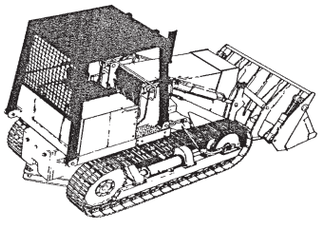

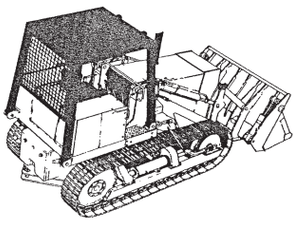

AGRICULTURAL SEAL KITS FOR JOHN DEERE® EQUIPMENT

Application	S/N Range	Bore Size	Stroke	Rod Diam.	Kit Number	Our Sequence Number	Per Each	Rod Wiper	Piston Seal	Rod Seal	Cylinder Number	Remarks
7 BACKHOE												**DEERE 7**
Swing	....	2.0	....	1.5	**PT8237**	G01405	**$23.58**	- -	VEE	VEE	PT8117	
Stabilizer	....	2.0	....	1.125	**AM36221**	G01995	**16.18**	MC	OR2B	OR1B	PT8114	
Boom & Bucket	....	2.0	....	1.0	**PT8230**	G01400	**43.25**	MC	VEE	VEE	PT8115, PT8116	
8 BACKHOE												**DEERE 8**
Swing	....	3.0	....	1.0	**PT10498**	G01425	**24.33**	VS	VEE	POL	PT10403	
Stabilizer	....	2.5	....	1.5	**PT10489**	G01420	**28.04**	MC	VEE	OR1B	PT10404	
Boom	....	2.5	....	1.25	**PT10477**	G01415	**43.10**	VS	VEE	VEE	PT10402	
Bucket	....	2.25	....	1.25	**PT10475**	G01410	**39.68**	VS	VEE	VEE	PT10401	
165, 170 BACKHOE												**DEERE 165**
Stabilizer, Boom, Bucket		3.0	....	1.5	**GT4572**	G01350	**22.22**	MC	STFO	OR1B	GT6958,GT6964,GT6265	
1550 BACKHOE												**DEERE 1550**
Short Boom Dipper	....	2.5	....	1.25	**GT4976**	G01370	**19.55**	MC	STFO	OR1B	GT50228 GT50234	7'9" digging depth
Bucket	....	2.5	....	1.25	**GT4976**	G01370	**19.55**	MC	STFO	OR1B	GT50240	
Stabilizer	....	2.5	....	1.25	**GT4976**	G01370	**19.55**	MC	STFO	OR1B	GT52755	
1650 BACKHOE												**DEERE 1650**
Long Boom, Dipper		3.25	....	1.5	**GT4912**	G01360	**24.26**	MC	STFO	OR1B	GT9901, GT9698	
30 BALER												**DEERE 30**
Bale Ejector	....	2.0	....	1.062	**TY7187**	G02281	**7.38**	MC	OR2B	OR1B	TY8627, TY7174 Cross	
327 BALER												**DEERE 327**
	....	3.0	8.0	1.375	**AA33072**	G01930	**36.43**	MC	RTFO	USL	AA32361	
	....	3.0	8.0	Varies	**PT2182**	G01335	**36.68**	MC	OR2B	OR1B	TY8629	
Pickup Lift	....	1.0	....	.50	**AH65915**	G02080	**4.15**	- -	RTFO	OR1B	AH65911	
337 BALER												**DEERE 337**
	....	3.0	8.0	1.375	**AA33072**	G01930	**36.43**	MC	RTFO	USL	AA32361	
	....	3.0	8.0	Varies	**PT2182**	G01335	**36.68**	MC	OR2B	OR1B	TY8629	
347 BALER												**DEERE 347**
	....	3.0	8.0	1.375	**AA33072**	G01930	**36.43**	MC	RTFO	USL	AA32361	
	....	3.0	8.0	Varies	**PT2182**	G01335	**36.68**	MC	OR2B	OR1B	TY8629	
Pickup Lift	....	1.0	....	.50	**AH65915**	G02080	**4.15**	- -	RTFO	OR1B	AH65911	
410 ROUND BALER												**DEERE 410**
Gate	....	2.0	....	1.0625	**AE36142**	G01990	**8.26**	MC	OR2B	OR1B	AE35939	Cross
Gate	....	2.0	....	1.125	**AE36140**	G01985	**23.65**	MC	RTFO	OR1B	AE35939	Cessna
430 ROUND BALER												**DEERE 430**
Tension & Gate	....	2.0	16&32	1.25	**AE43288**	G02055	**37.34**	VS	POL	OR	AE40897, AE40898	
466 BALER												**DEERE 466**
Pickup Lift	....	1.0	....	50	**AH65915**	G02080	**4.15**	- -	RTFO	OR1B	AH65911	
467 BALER												**DEERE 467**
	....	3.0	8.0	1.375	**AA33072**	G01930	**36.43**	MC	RTFO	USL	AA32361	
	....	3.0	8.0	Varies	**PT2182**	G01335	**36.68**	MC	OR2B	OR1B	TY8629	
Pickup Lift	....	1.0	....	.50	**AH65915**	G02080	**4.15**	- -	RTFO	OR1B	AH65911	
500 BALER												**DEERE 500**
Rear Gate	....	2.5	....	1.375	**AE34620**	G01980	**17.15**	MC	RTFO	OR1B	AE33708	
510 ROUND BALER												**DEERE 510**
	....	2.0	....	1.0625	**AE36142**	G01990	**8.26**	MC	OR2B	OR1B	AE35643	Cross
	....	2.0	....	1.125	**AE36140**	G01985	**23.65**	MC	RTFO	OR1B	AE35643	Cessna
530 ROUND BALER												**DEERE 530**
Tension & Gate	....	2.0	16&32	1.25	**AE43288**	G02055	**37.34**	VS	POL	OR	AE40898, AE40897	
365, 375 UTILITY BLADE												**DEERE 365**
Lift	....	2.0	....	1.125	**AM36221**	G01995	**16.18**	MC	OR2B	OR1B	PT5129	
423, 524, 534 BULLDOZER												**DEERE 423, 524, 534**
Lift & Angle	....	2.0	8&16	1.25	**GLB106500**	G02145	**26.14**	MC	USL	USL	GLB121116, GLB106100	
544 BULLDOZER												**DEERE 544**
Lift	....	2.5	16.0	1.25	**GLB107500**	G02165	**27.25**	MC	USL	USL	GLB107200	
Lift	....	2.5	16.0	1.25	**GLB121675**	G02190	**25.73**	VS	USL	USL	GLB121673	
763 BULLDOZER												**DEERE 763**
Lift	....	3.0	16.0	1.25	**GLB107350**	G02160	**31.86**	MC	USL	USL	GLB107300	

All descriptions and numbers are used for reference purposes only.

We do not imply that any part listed is the product of these manufacturers.



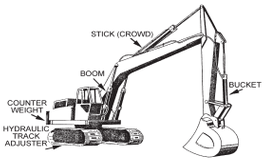

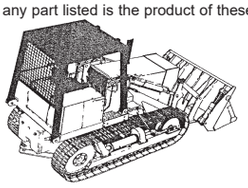

ASK FOR QUANTITY DISCOUNT *Prices subject to change without notice.*

BAUM HYDRAULICS CORPORATION | 1-800-228-9222 / e-mail: sales@baumhydraulics.com
Fax: 1-800-832-2522 / www.baumhydraulics.com / © Baum Hydraulics Corporation

AGRICULTURAL SEAL KITS FOR JOHN DEERE® EQUIPMENT

Application	S/N Range	Bore Size	Stroke	Rod Diam.	Kit Number	Our Sequence Number	Per Each	Rod Wiper	Piston Seal	Rod Seal	Cylinder Number	Remarks
855, 856 BULLDOZER												**DEERE 855, 856**
Lift	1983-	3.5	8.0	1.5	**GLB121806**	G02205	**$41.09**	VS	USL	USL	GLB121811	
Lift	....	3.0	16.0	1.25	**GLB107350**	G02160	**31.86**	MC	USL	USL	GLB107300	
863 BULLDOZER												**DEERE 863**
Lift	....	3.0	16.0	1.25	**GLB107350**	G02160	**31.86**	MC	USL	USL	GLB107300	
864 BULLDOZER												**DEERE 864**
Lift	....	2.5	16.0	1.25	**GLB107500**	G02165	**27.25**	MC	USL	USL	GLB107200	
Lift	....	2.5	16.0	1.25	**GLB121675**	G02190	**25.73**	VS	- -	USL	GLB121673	
865, 866 BULLDOZER												**DEERE 865, 866**
Angle	-012000	4.0	25.5	2.0	**GLB107014**	G02150	**50.98**	VS	POL	POL	GLB107007	
Angle	012000-	4.0	25.5	2.0	**GLB121798**	G02200	**47.31**	VS	USL	USL	GLB121721	
Lift	....	2.5	16.0	1.25	**GLB107500**	G02165	**27.25**	MC	USL	USL	GLB107200	
Lift	....	2.5	16.0	1.25	**GLB121675**	G02190	**25.73**	VS	- -	USL	GLB121673	
Tilt	-012000	4.0	8.0	2.0	**GLB107014**	G02150	**50.98**	VS	POL	POL	GLB107015	
Tilt	012000-	4.0	8.0	2.0	**GLB121798**	G02200	**47.31**	VS	USL	USL	GLB121720	
Lift	....	3.0	16.0	1.25	**GLB107350**	G02160	**31.86**	MC	USL	USL	GLB107300	
43 COMBINE												**DEERE 43**
Vari Speed	....	1.0	....	.50	**AH65915**	G02080	**4.15**	- -	RTFO	OR1B		
55 COMBINE												**DEERE 55**
Vari Speed	-88000	1.0	....	.50	**AH65915**	G02080	**4.15**	- -	RTFO	OR1B	AH19509H	
95, 95H COMBINE												**DEERE 95, 95H**
Vari Speed	....	1.0	....	.50	**AH65915**	G02080	**4.15**	- -	RTFO	OR1B	AH19509H	
105 COMBINE												**DEERE 105**
Vari Speed	....	1.0	....	.50	**AH65915**	G02080	**4.15**	- -	RTFO	OR1B	AH65911	
3300 COMBINE												**DEERE 3300**
Header Lift	....	2.125	....	1.75	**AH78774**	G02095	**7.28**	MC	- -	OR1B	AH75409	
4400 COMBINE												**DEERE 4400**
Header Lift	-201250	....	....	1.75	**AH78774**	G02095	**7.28**	MC	- -	OR1B	AH75409	
Header Lift	201251-	2.375	19.0	2.0	**AH78775**	G02100	**7.40**	MC	- -	OR1B	AH89362	
4420 COMBINE												**DEERE 4420**
Header Lift	....	2.375	19.0	2.0	**AH78775**	G02100	**7.40**	MC	- -	OR1B	AH89362	
6600 COMBINE												**DEERE 6600**
	....	2.375	....	2.0	**AH78775**	G02100	**7.40**	MC	- -	OR1B	AH75516	
6620 COMBINE												**DEERE 6620**
Feeder House	....	2.375	....	2.0	**AH78775**	G02100	**7.40**	MC	- -	OR1B	AH75516	
7721 COMBINE												**DEERE 7721**
	....	2.375	....	2.0	**AH78775**	G02100	**7.40**	MC	- -	OR1B	AH75516	
C-20, C-21 FIELD CULTIVATOR												**DEERE C-20, C-21**
Lift	....	3.75	8.0	1.375	**AN180619**	G02235	**30.54**	MC	RTFO	OR1B	AN130392	
85 ROW CROP CULTIVATOR												**DEERE 85**
	....	3.5	8.0	1.25	**TY7190**	G02282	**11.21**	MC	OR2B	OR1B	AN180520	Cross
	....	5.0	....	2.0	**PT1208**	G01325	**26.46**	VS	OR2B	OR1B		Prince
845 CULTIVATOR												**DEERE 845**
	-1984-	3.5	....	1.25	**TY7190**	G02282	**11.21**	MC	OR2B	OR1B	AN180520	Cross
	1985-	4.0	16.0	1.5	**RE16575**	G01530	**18.30**	VS	STFO	USL	RE18850	
	-1984	5.0	16.0	2.0	**PT1208**	G01325	**26.46**	VS	OR2B	OR1B	AN180647	
940 FIELD CULTIVATOR												**DEERE 940**
Slave	1984-	3.0	8.0	1.25	**AN180616**	G02225	**23.95**	MC	RTFO	OR1B	AN130763	
	1984-	3.0	8.0	1.25	**RE16579**	G01550	**15.10**	VS	STFO	USL	RE16377	
	1984-	3.25	8.0	1.25	**AN180617**	G02227	**24.42**	MC	RTFO	OR1B	AN130348	
	1984-	3.75	8.0	1.375	**AN180619**	G02235	**30.54**	MC	RTFO	OR1B	AN130392	
	1984-	4.0	8.0	1.5	**RE16575**	G01530	**18.30**	VS	STFO	USL	RE16380	
	1984-	4.0	8.0	1.375	**AN180620**	G02240	**25.64**	MC	RTFO	OR1B	AN130349	
Master	1984-	3.5	8.0	1.25	**AN180618**	G02230	**36.76**	MC	RTFO	OR1B	AN130349	
	1984-	4.0	32.0	1.5	**RE16575**	G01530	**18.30**	VS	STFO	USL	RE16381, RE16382	
1000 FIELD CULTIVATOR												**DEERE 1000**
	1972-79	3.0	8.0	1.25	**AN180616**	G02225	**23.95**	MC	RTFO	OR1B	AN130763	
	1972-79	3.25	8.0	1.25	**AN180617**	G02227	**24.42**	MC	RTFO	OR1B	AN130348	
	1972-79	3.5	8.0	1.25	**AN180618**	G02230	**36.76**	MC	RTFO	OR1B	AN130349	
	1972-79	3.75	8.0	1.375	**AN180619**	G02235	**30.54**	MC	RTFO	OR1B	AN130392	
	1972-79	4.0	32.0	1.375	**AN133703**	G02215	**17.07**	VS	OR2B	OR1B	AN133701	
	1972-79	4.0	....	1.375	**AN180620**	G02240	**25.64**	MC	RTFO	OR1B	AN131001	
	1972-79	5.0	32.0	2.0	**PT1208**	G01325	**26.46**	VS	OR2B	OR1B	AN133702	
1010 FIELD CULTIVATOR												**DEERE 1010**
	....	3.0	8.0	1.25	**AN180616**	G02225	**23.95**	MC	RTFO	OR1B	AN130763	
	1985-	3.0	8.0	1.25	**RE16579**	G01550	**15.10**	VS	STFO	USL	RE16377	
	....	3.25	8.0	1.25	**AN180617**	G02227	**24.42**	MC	RTFO	OR1B	AN130348	
	....	3.5	8.0	1.25	**AN180618**	G02230	**36.76**	MC	RTFO	OR1B	AN130349	
	-1984	3.5	16.0	1.5	**AA23095**	G01655	**13.87**	MC	OR2B	OR1B	AN180513	Cross
	1985-	3.5	16.0	1.5	**RE16580**	G01555	**17.28**	VS	STFO	USL	RE18857	
	....	3.75	8.0	1.375	**AN180619**	G02235	**30.54**	MC	RTFO	OR1B	AN130392	

We do not imply that any part listed is the product of these manufacturers.

All descriptions and numbers are used for reference purposes only

Prices subject to change without notice. **ASK FOR QUANTITY DISCOUNT**

AGRICULTURAL SEAL KITS FOR JOHN DEERE® EQUIPMENT

Application	S/N Range	Bore Size	Stroke	Rod Diam.	Kit Number	Our Sequence Number	Per Each	Rod Wiper	Piston Seal	Rod Seal	Cylinder Number	Remarks
1010 FIELD CULTIVATOR (Cont'd)												**DEERE 1010**
	....	4.0	....	1.375	**AN180620**	G02240	**$25.64**	MC	RTFO	OR1B	AN131001	
	1985-	4.0	8.0	1.5	**RE16575**	G01530	**18.30**	VS	STFO	USL	RE16380	
	....	4.0	32.0	1.5	**RE16575**	G01530	**18.30**	VS	STFO	USL	RE16382	
	....	4.0	16.0	1.5	**RE16575**	G01530	**18.30**	VS	STFO	USL	RE16381	
	....	5.0	32.0	2.0	**PT1208**	G01325	**26.46**	VS	OR2B	OR1B	AN133702	Prince
	....	5.0	16.0	2.0	**PT1208**	G01325	**26.46**	VS	OR2B	OR1B	TY7266	
1050 CULTIVATOR												**DEERE 1050**
	....	3.0	8.0	1.25	**AN180616**	G02225	**23.95**	MC	RTFO	OR1B	AN130763	
	....	3.25	8.0	1.25	**AN180617**	G02227	**24.42**	MC	RTFO	OR1B	AN130348	
	....	3.5	8.0	1.25	**AN180618**	G02230	**36.76**	MC	RTFO	OR1B	AN130349	
	....	3.75	8.0	1.375	**AN180619**	G02235	**30.54**	MC	RTFO	OR1B	AN130392	
	....	4.0	....	1.375	**AN180620**	G02240	**25.64**	MC	RTFO	OR1B	AN131001	
	1985-	4.0	16.0	1.5	**RE16575**	G01530	**18.30**	VS	STFO	USL	RE16381	
	-1984	5.0	16.0	2.0	**PT1208**	G01325	**26.46**	VS	OR2B	OR1B	TY7266	Prince
	-1984	5.0	32.0	2.0	**PT1208**	G01325	**26.46**	VS	OR2B	OR1B	AN133702	Prince
	-1981	4.0	32.0	1.375	**AN133703**	G02215	**17.07**	VS	OR2B	OR1B	AN133701	
	....	4.0	32.0	1.5	**RE16575**	G01530	**18.30**	VS	STFO	USL	RE16382	
1508 ROTARY CUTTER												**DEERE 1508**
Wing Lift	....	3.0	....	1.125	**AW18591**	G01570	**16.77**	MC	OR2B	OR1B	AW18077	
210 DISC												**DEERE 210**
	....	3.0	8.0	Varies	**PT2182**	G01335	**36.68**	MC	OR2B	OR1B	TY7176	
215 DISC												**DEERE 215**
	....	3.0	8.0	1.375	**AA33072**	G01930	**36.43**	MC	RTFO	USL	AA32361	
	....	3.0	8.0	Varies	**PT2182**	G01335	**36.68**	MC	OR2B	OR1B	TY7176	
215 DISC												**DEERE 215**
\Wheel Lift, Hitch	....	3.0	8.0	Varies	**PT2182**	G01335	**36.68**	MC	OR2B	OR1B	TY7184	
220 DISC												**DEERE 220**
Hitch	....	3.0	8.0	Varies	**PT2182**	G01335	**36.68**	MC	OR2B	OR1B	TY7176	
Main Frame	....	3.5	36.0	1.5	**AA23095**	G01655	**13.87**	MC	OR2B	OR1B	AA26884	
	....	3.5	36.0	1.5	**AA23769**	G01715	**29.62**	MC	RTFO	POL	AA26851	
Wheel Frame	-1983	4.0	8.0	1.25	**AA23455**	G01695	**16.84**	MC	OR2B	OR1B	AA23234	
	-1975	4.0	8.0	1.375	**AA22827**	G01645	**31.73**	MC	RTFO	POL	AA20993	
	1975-79	4.25	8.0	1.5	**AA22824**	G01640	**29.52**	MC	RTFO	POL	AA24779	
	....	4.25	8.0	1.5	**AA23456**	G01700	**18.64**	MC	OR2B	OR1B	AA23235	
	....	4.0	8.0	1.25	**AA23455**	G01695	**16.84**	MC	OR2B	OR1B	AA26862	
	....	4.0	8.0	1.375	**AA22827**	G01645	**31.73**	MC	RTFO	POL	AA24778	
	....	4.0	8.0	1.375	**AA22827**	G01645	**31.73**	MC	RTFO	POL	AA26853	
	....	4.25	8.0	1.5	**AA22824**	G01640	**29.52**	MC	RTFO	POL	AA24779	
230 DISC												**DEERE 230**
Wheel Frame	....	3.0	8.0	Varies	**PT2182**	G01335	**36.68**	MC	OR2B	OR1B	TY7176	
	....	3.25	8.0	1.25	**AA22837**	G01650	**26.09**	MC	RTFO	POL	AA21849	
	....	3.25	8.0	1.25	**AA24621**	G01750	**25.14**	MC	STFO	OR1B	AA24570	
Main Frame	....	3.5	32.0	1.5	**AA24694**	G01755	**22.23**	MC	OR2B	OR1B	AA26858	
	....	3.5	32.0	1.5	**AA23095**	G01655	**13.87**	MC	OR2B	OR1B	AA26852	Cross
	....	3.5	8.0	1.25	**AA24386**	G01730	**22.98**	MC	RTFO	POL	AA21860	
	....	3.5	8.0	1.375	**AA22813**	**- - - - -**	**....**	MC	RTFO	POL	AA21850	
	....	4.0	8.0	1.375	**AA33086**	G01950	**41.68**	MC	RTFO	OR	AA32367	
	....	3.0	22.0	Varies	**PT2182**	G01335	**36.68**	MC	OR2B	OR1B	AA21846	
	....	3.25	8.0	1.25	**AA22837**	G01650	**26.09**	MC	RTFO	POL	AA24760, AA26855	
235 DISC CENTERFOLD												**DEERE 235**
Hitch	-1982	3.0	8.0	Varies	**PT2182**	G01335	**36.68**	MC	OR2B	OR1B	TY7176	
	015500-	3.0	8.0	1.25	**RE16579**	G01550	**15.10**	VS	STFO	USL	RE19165	
	1982-	3.0	8.0	1.375	**AA33072**	G01930	**36.43**	MC	RTFO	USL	AA32361	
	....	4.0	8.0	1.25	**AA23455**	G01695	**16.84**	MC	OR2B	OR1B	AA28354	Cross
Main Frame	-1981	3.5	36.0	1.5	**AA23095**	G01655	**13.87**	MC	OR2B	OR1B	AA26864	
	1981-82	3.5	36.0	1.5	**AA23769**	G01715	**29.62**	MC	RTFO	POL	AA26851	
Wing Lift	015500-	3.5	36.0	1.5	**RE16580**	G01555	**17.28**	VS	STFO	USL	RE19694	
Wheel Frame	1982-	4.0	8.0	1.375	**AA33086**	G01950	**41.68**	MC	RTFO	OR	AA32367	
	1983-	4.25	8.0	1.5	**AA33084**	G01940	**37.11**	MC	RTFO	OR	AA32368	
	-1982	4.25	8.0	1.5	**AA22824**	G01640	**29.52**	MC	RTFO	POL	AA28355	
	-1982	4.25	8.0	1.5	**AA23456**	G01700	**18.64**	MC	OR2B	OR1B	AA26863	
235 DISC WINGFOLD												**DEERE 235**
	1982-85	3.25	8.0	1.25	**AA24621**	G01750	**25.14**	MC	STFO	OR1B	AA32792	
	....	3.0	22.0	1.5	**AA29744**	G01840	**51.67**	MC	OR1B	POL	AA29442	
	1980-82	3.5	8.0	1.25	**TY7190**	G02282	**11.21**	MC	OR2B	OR1B	TY7177	Cross
	1982-85	3.5	8.0	1.25	**AA31513**	G01895	**63.32**	MC	P3TS	POL	AA31231	
	....	3.5	32.0	1.5	**AA23095**	G01655	**13.87**	MC	OR2B	OR1B	AA26852	
	....	3.5	32.0	1.5	**AA24694**	G01755	**22.23**	MC	OR2B	OR1B	AA26858	
	....	3.5	32.0	1.5	**RE16580**	G01555	**17.28**	VS	STFO	USL	RE19382	
	1980-82	4.0	8.0	1.375	**AA30474**	G01850	**32.14**	MC	RTFO	POL	AA28354	
	....	4.0	32.0	1.5	**AA23387**	G01685	**30.60**	MC	OR2B	OR1B	AA26420	Cross
	1982-	4.0	8.0	1.375	**AA33086**	G01950	**41.68**	MC	RTFO	OR	AA32367	Cessna
	....	4.0	32.0	1.5	**RE16575**	G01530	**18.30**	VS	STFO	USL	RE19463	
	1980-82	4.0	8.0	1.5	**AA23455**	G01695	**16.84**	MC	OR2B	OR1B	AA28354	Cross
	....	4.25	8.0	1.5	**AA33084**	G01940	**37.11**	MC	RTFO	OR	AA32368	Cessna
	....	4.25	8.0	1.5	**AA22824**	G01640	**29.52**	MC	RTFO	POL	AA28355	
	....	4.25	8.0	1.5	**AA23456**	G01700	**18.64**	MC	OR2B	OR1B	AA26863	
	....	4.0	32.0	1.5	**RE16575**	G01530	**18.30**	VS	STFO	USL	RE19462	
	....	3.5	22.0	1.5	**RE16580**	G01555	**17.28**	VS	STFO	USL	RE19307	

We do not imply that any part listed is the product of these manufacturers.

All descriptions and numbers are used for reference purposes only

AGRICULTURAL SEAL KITS FOR JOHN DEERE® EQUIPMENT

Application	S/N Range	Bore Size	Stroke	Rod Diam.	Kit Number	Our Sequence Number	Per Each	Rod Wiper	Piston Seal	Rod Seal	Cylinder Number	Remarks
310 DISC												**DEERE 310**
	....	3.0	8.0	1.25	**PT2182**	G01335	**$36.68**	MC	OR2B	OR1B	TY7176	
315 DISC												**DEERE 315**
	....	3.0	8.0	Varies	**PT2182**	G01335	**36.68**	MC	OR2B	OR1B	TY7176	
	....	3.0	8.0	1.375	**AA33072**	G01930	**36.43**	MC	RTFO	USL	AA32361	
330 DISC												**DEERE 330**
Wing Lift	....	4.0	32.0	1.5	**AA23387**	G01685	**30.60**	MC	OR2B	OR1B	AA20554	Cross
Wheel Frame	....	4.0	8.0	1.375	**AA22827**	G01645	**31.73**	MC	RTFO	POL	AA20993	Cessna
	1983-	4.0	8.0	1.25	**AA23455**	G01695	**16.84**	MC	OR2B	OR1B	AA23234	Cessna
	....	4.25	8.0	1.5	**AA22824**	G01640	**29.52**	MC	RTFO	POL	AA20994	Cessna
	1983-	4.25	8.0	1.5	**AA23456**	G01700	**18.64**	MC	OR2B	OR1B	AA23235	
	....	4.25	8.0	1.5	**AA22824**	G01640	**29.52**	MC	RTFO	POL	AA26854	
	....	4.0	32.0	1.5	**AA23387**	G01685	**30.60**	MC	OR2B	OR1B	AA26420	
	....	4.0	8.0	1.375	**AA22827**	G01645	**31.73**	MC	RTFO	POL	AA24778	
	....	4.25	8.0	1.5	**AA22824**	G01640	**29.52**	MC	RTFO	POL	AA24779, AA28355	
	....	4.0	8.0	1.375	**AA30474**	G01850	**32.14**	MC	RTFO	POL	AA28354	
331 DISC												**DEERE 331**
Wing Lift	-1982	4.0	32.0	1.5	**AA23387**	G01685	**30.60**	MC	OR2B	OR1B	AA26420	
Wheel Frame	-1979	4.0	8.0	1.375	**AA22827**	G01645	**31.73**	MC	RTFO	POL	AA26853	Cessna
	1979-	4.0	8.0	1.375	**AA30474**	G01850	**32.14**	MC	RTFO	POL	AA28354	Cessna
	1983-	4.0	8.0	1.25	**AA23455**	G01695	**16.84**	MC	OR2B	OR1B	AA26862	Cessna
	-1979	4.25	8.0	1.5	**AA22824**	G01640	**29.52**	MC	RTFO	POL	AA26854	Cessna
	-1983	4.25	8.0	1.5	**AA23456**	G01700	**18.64**	MC	OR2B	OR1B	AA26863	Cross
	-1979	4.25	8.0	1.5	**AA22824**	G01640	**29.52**	MC	RTFO	POL	AA28355	
	....	4.0	8.0	1.375	**AA22827**	G01645	**31.73**	MC	RTFO	POL	AA20993	
335N DISC												**DEERE 335N**
	....	3.75	8.0	1.375	**AA34349**	G01975	**46.99**	MC	RTFO	USL	AA32370	
	....	4.0	32.0	1.5	**RE16575**	G01530	**18.30**	VS	STFO	USL	RE19462	
	....	4.0	32.0	1.5	**AA23387**	G01685	**30.60**	MC	OR2B	OR1B	AA26420	
	-1984	4.0	8.0	1.375	**AA30474**	G01850	**32.14**	MC	RTFO	POL	AA28692	
	1984-	4.0	8.0	1.375	**AA33086**	G01950	**41.68**	MC	RTFO	OR	AA32371	
335W DISC												**DEERE 335W**
Wing Lift	-1982	40	32.0	1.5	**AA23387**	G01685	**30.60**	MC	OR2B	OR1B	AA26420	Cross
	012400-	4.0	32.0	1.5	**RE16575**	G01530	**18.30**	VS	STFO	USL	RE19462	
Wheel Lift	-1984	4.0	8.0	1.375	**AA30474**	G01850	**32.14**	MC	RTFO	POL	AA28692	
Wheel Frame	1984-	4.0	8.0	1.375	**AA33086**	G01950	**41.68**	MC	RTFO	OR	AA32371	
	1984-	4.25	8.0	1.5	**AA22824**	G01640	**29.52**	MC	RTFO	POL	AA28693	
	1984-	4.25	8.0	1.5	**AA33084**	G01940	**37.11**	MC	RTFO	OR	AA32372	
340 DISC												**DEERE 340**
Main Frame	....	3.5	16.0	1.5	**AA23450**	G01690	**13.79**	MC	OR2B	OR1B	AA20953	
350 DISC												**DEERE 350**
Hitch & Main Frame		3.5	12.0	1.5	**AA24694**	G01755	**22.23**	MC	OR2B	OR1B	AA24290	
355 DISC												**DEERE 355**
Wheel Frame	-010400	3.5	12.0	1.5	**AA24694**	G01755	**22.23**	MC	OR2B	OR1B	AA24290	
	010400-	3.5	12.0	1.5	**RE16580**	G01555	**17.28**	VS	STFO	USL	RE19290	
Hitch Lift	-010400	3.5	12.0	1.5	**AA24694**	G01755	**22.23**	MC	OR2B	OR1B	AA24290	
	010400-	3.5	12.0	1.5	**RE16580**	G01555	**17.28**	VS	STFO	USL	RE19290	
360 DISC												**DEERE 360**
Wheel Lift	....	3.5	16.0	1.5	**AA23450**	G01690	**13.79**	MC	OR2B	OR1B	AA20964	
370, 375 DISC												**DEERE 370, 375**
Wheel Frame	....	3.5	12.0	1.5	**AA24694**	G01755	**22.23**	MC	OR2B	OR1B	AA24758	
425 DISC												**DEERE 425**
Wheel Lift & Hitch		3.0	8.0	Varies	**PT2182**	G01335	**36.68**	MC	OR2B	OR1B	TY7184	
440 DISC												**DEERE 440**
Wheel Lift & Hitch		3.5	12.0	1.5	**AA24694**	G01755	**22.23**	MC	OR2B	OR1B	AA24290	
455 DISC												**DEERE 455**
Wheel Lift	-010800	3.5	12.0	1.5	**AA24694**	G01755	**22.23**	MC	OR2B	OR1B	AA24290	
	010800-	3.5	12.0	1.5	**RE16580**	G01555	**17.28**	VS	STFO	USL	RE19290	
525 DISC												**DEERE 525**
Wheel Lift & Hitch		3.0	8.0	Varies	**PT2182**	G01335	**36.68**	MC	OR2B	OR1B	TY7184	
1630, 1635, 1640 DISC												**DEERE 1630, 1635, 1640**
	....	3.0	8.0	1.375	**AA33072**	G01930	**36.43**	MC	RTFO	USL	AA32361	
	....	3.0	8.0	Varies	**PT2182**	G01335	**36.68**	MC	OR2B	OR1B	TY7176	
780, 785 DRILL												**DEERE 780, 785**
	....	3.0	8.0	1.25	**RE16579**	G01550	**15.10**	VS	STFO	USL	RE16377	
	....	3.75	....	1.375	**AN180619**	G02235	**30.54**	MC	RTFO	OR1B	AN130392	
	....	4.0	8.0	1.375	**AN180620**	G02240	**25.64**	MC	RTFO	OR1B	AN131001	
	....	4.0	8.0	1.5	**RE16575**	G01530	**18.30**	VS	STFO	USL	RE16380, RE16382	
9000 DRILL												**DEERE 9000**
	....	3.5	8.0	1.25	**TY7190**	G02282	**11.21**	MC	OR2B	OR1B	AN180520	
230 SHREDDER FEEDER												**DEERE 230**
	....	3.0	....	1.5	**GRR027A**	G01300	**49.84**	MC	POL	POL	GRR029A	

Prices subject to change without notice. **ASK FOR QUANTITY DISCOUNT**

AGRICULTURAL SEAL KITS FOR JOHN DEERE® EQUIPMENT

Application	S/N Range	Bore Size	Stroke	Rod Diam.	Kit Number	Our Sequence Number	Per Each	Rod Wiper	Piston Seal	Rod Seal	Cylinder Number	Remarks
3940 FORAGE HARVESTER												**DEERE 3940**
Tongue Position	....	3.0	....	....	**PT2182**	G01335	**$36.68**	MC	OR2B	OR1B	AE37352	
	....	2.375	8.5	2.0	**AE37830**	G02015	**26.65**	MC	- -	POL	AE37062	
3950 FORAGE HARVESTER												**DEERE 3950**
Lift	....	2.375	8.5	2.0	**AE37830**	G02015	**26.65**	MC	- -	POL	AE37062	
3970 FORAGE HARVESTER												**DEERE 3970**
Lift	....	5.0	16.0	2.0	**PT1208**	G01325	**26.46**	VS	OR2B	OR1B	AN180647	Prince
4720 FORAGE HARVESTER												**DEERE 4720**
Tongue	....	3.5	....	1.375	**AN182677**	G02280	**4.15**	VS	STFO	OR1B	AE44825	
Lift	....	2.375	8.5	2.0	**AE37830**	G02015	**26.65**	MC	- -	POL	AE37062	
5200, 5400, 5440, 5460, 5720, 5820 FORAGE HARVESTER						**DEERE**						
Lift	....	2.25	....	1.875	**AE24802**	G01765	**10.58**	MC	OR1B	....	AE23485	
425 HAY CUBER												**DEERE 425**
	....	1.0	....	.50	**AH65915**	G02080	**4.15**	- -	RTFO	OR1B	AH65911	
52 HAY STACKER												**DEERE 52**
					Stackers for John Deere Tractors Except 2010:							
Lift	1964-	3.0	....	2.75	**AC13572**	G01475	**50.55**	MC	VEE	- -	AC13518	
					Stackers for John Deere 2010 & IHC "H":							
Lift	....	3.0	....	2.75	**AC13572**	G01475	**50.55**	MC	VEE	- -	AC13238	
Attach. Cylinder	....	2.5	....	1.25	**AC12426**	G01454	**26.16**	MC	VEE	OR1B	AC12552	
						All 52 Stackers:						
Tilt	....	2.75	....	1.25	**AC12423**	G01452	**37.52**	MC	VEE	OR2B	AC12549, AC14020	
400 ROTARY HOE												**DEERE 400**
	....	3.5	8.0	1.25	**TY7190**	G02282	**11.21**	MC	OR2B	OR1B	AN180520	Cross
	....	4.0	16.0	1.5	**RE16575**	G01530	**18.30**	VS	STFO	USL	RE18850	
	....	5.0	16.0	2.0	**PT1208**	G01325	**26.46**	VS	OR2B	OR1B	AN180647	Prince
1930, 1935, 1940 LEVELERS												**DEERE 1930, 1935, 1940**
	1930-35	3.5	....	1.5	**HK041040**	G02045	**58.11**	MC	USL	USL	HK311021S	For Steel Pist.
	1930-35	3.5	....	1.5	**HK041034**	G02035	**56.91**	MC	USL	USL	HK311021A	For Alum. Pist.
	1940	3.5	....	1.5	**HK041040**	G02045	**58.11**	MC	USL	USL	HF401060S	For Steel Pist.
	1940	3.5	....	1.5	**HK041034**	G02035	**56.91**	MC	USL	USL	HF401060A	For Alum. Pist.
20 GARDEN LOADER												**DEERE 20**
Lift & Tilt	-400319	2.0	....	1.125	**AM36221**	G01995	**16.18**	MC	OR2B	OR1B	AM36206, AM36204	
35 LOADER												**DEERE 35**
					For 40 Series, 320, 330, 420, 430, 435D, 1010, 2010 Tractors							
Lift	....	2.5	....	1.25	**AC12253**	G01445	**44.77**	MC	OR	OR	AC10962C	
Bucket	1959-60	1.687	....	.875	**AW21944**	G01615	**21.61**	MC	- -	OR1B	AC10401C	
	1960-	1.687	24.875	1.125	**AC12407**	G01450	**....**	MC	VEE	OR1B	AC12364C	
					For 3010R, 3010RU, & 3010S Tractors							
Lift	....	2.0	....	1.25	**AC12252**	G01440	**35.51**	MC	VEE	OR2B	AC11500C	
Bucket	1959-60	1.687	....	.875	**AW21944**	G01615	**21.61**	MC	- -	OR1B	AC11337C	
	1960-	1.687	24.875	1.125	**AC12407**	G01450	**....**	MC	VEE	OR1B	AC12364C	
36 LOADER												**DEERE 36**
Lift	....	2.5	....	1.25	**AC12783**	G01455	**42.84**	MC	VEE	OR2B	AC12688C	
Bucket	....	1.687	24.875	1.125	**AC12407**	G01450	**....**	MC	VEE	OR1B	AC12364C	
36A LIFT												**DEERE 36A**
Lift	....	2.5	....	1.5	**AC13357**	G01470	**30.64**	MC	VEE	OR1B	AC13261C	
Bucket	....	2.25	16.8	1.25	**AC13223**	G01465	**28.84**	MC	VEE	OR1B	AC1365C	
37 LOADER												**DEERE 37**
Lift	510 & 710	....	....	1.75	**AC14603**	G01480	**20.06**	MC	- -	OR1B	AC14570	
40 LOADER												**DEERE 40**
Lift	....	2.5	....	1.25	**AC12253**	G01445	**44.77**	MC	OR	OR		
Bucket	....	1.687	....	.875	**AW21944**	G01615	**21.61**	MC	- -	OR1B		
	....	1.687	24.875	1.125	**AC12407**	G01450	**....**	MC	VEE	OR1B		
44 LOADER												**DEERE 44**
Lift & Tilt	....	1.75	....	1.125	**PT5252**	G01390	**12.00**	VS	STFO	USL	PT5200, PT5221	
45, 45W LOADER												**DEERE 45**
Lift	-1957	3.0	....	1.25	**AC12250**	G01435	**53.21**	MC	OR	OR	J19940C	
Bucket	1963-	1.687	24.875	1.125	**AC12407**	G01450	**....**	MC	VEE	OR1B	AC12364C	
	1961-	1.687	....	.875	**AW21944**	G01615	**21.61**	MC	- -	OR1B	AC11337C	
Lift (A)	1958-	3.0	....	1.25	**AC12250**	G01435	**53.21**	MC	OR	OR	AC10233C	
Lift (B)	....	2.25	....	1.25	**AC12249**	G01430	**34.17**	MC	VEE	OR2B	AC11483	

(A) - For A, B, G, 50, 60, 70, 520, 530, 620, 630, 720, 730 John Deere & IHC Farmall Tractors (B) - For 3010 & 4010 Tractors

46 LOADER												**DEERE 46**
Lift	....	2.25	....	1.25	**AC12249**	G01430	**34.17**	MC	VEE	OR2B	AC11483C	
Bucket	....	1.687	24.875	1.125	**AC12407**	G01450	**....**	MC	VEE	OR1B	AC12364C	
46A, 47 LOADER												**DEERE 46A, 47**
Lift	....	2.25	....	1.5	**AC13220**	G01460	**22.51**	MC	VEE	OR1B	AC13303C	
	....	2.5	....	1.5	**AC13357**	G01470	**30.64**	MC	VEE	OR1B	AC13261C	46A ONLY
Bucket	....	2.25	16.8	1.25	**AC13223**	G01465	**28.84**	MC	VEE	OR1B	AC13265C	
	....	2.25	....	1.25	**AC12249**	G01430	**34.17**	MC	VEE	OR2B	AC11483	

We do not imply that any part listed is the product of these manufacturers. All descriptions and numbers are used for reference purposes only

AGRICULTURAL SEAL KITS FOR JOHN DEERE® EQUIPMENT

Application	S/N Range	Bore Size	Stroke	Rod Diam.	Kit Number	Our Sequence Number	Per Each	Rod Wiper	Piston Seal	Rod Seal	Cylinder Number	Remarks
48 LOADER												**DEERE 48**
Lift		2.25	32.5	1.5	**AC15670C**	G01500	**$25.08**	MC	VEE	OR1B	AC15585	
Bucket		3.0	....	1.5	**AC15673**	G01505	**30.82**	MC	VEE	OR1B	AC15594, AC16238	
....		2.5	....	1.25	**AW15060**	G01485	**39.23**	MC	VEE	OR	AW14971, AC16287	
58 LOADER												**DEERE 58**
Lift		2.5	....	1.75	**AW15058**	G01482	**34.04**	MC	VEE	USL	AW14585	
Bucket		3.5	....	1.75	**AW15059**	G02177	**36.93**	MC	VEE	USL	AW14580	
Grapple		2.5	....	1.25	**AW15060**	G01485	**39.23**	MC	VEE	OR	AW14971	
67 LOADER												**DEERE 67**
Lift & Tilt		1.75	....	1.125	**PT5252**	G01390	**12.00**	VS	STFO	USL	PT5220, PT5221	
75 LOADER												**DEERE 75**
Lift & Bucket		2.0	....	1.25	**AW17705**	G01565	**....**	MC	OR1B	OR1B	AW20799, AW20819	
100 LOADER												**DEERE 100**
Bucket & Boom		2.25	....	1.5	**AW21653**	G01595	**16.03**	MC	STFO	USL	AW21716, AW21720	
143 LOADER												**DEERE 143**
Lift	....	2.0	....	1.25	**AW17705**	G01565	**....**	MC	OR1B	OR1B	AW17266	
Bucket	....	2.75	....	1.5	**AW20285**	G01580	**32.70**	MC	VEE	USL	AW19496B	
145 LOADER												**DEERE 145**
Bucket	....	2.25	....	1.5	**AW16444**	G01525	**25.08**	MC	VEE	OR1B	AW16438	
Lift	....	2.0	....	1.5	**AW16441**	G01510	**....**	MC	VEE	OR1B	AW17933	
146 LOADER												**DEERE 146**
Lift	....	2.25	....	1.5	**AT41688**	G02050	**31.30**	MC	VEE	USL	AW18444	
Bucket	....	2.25	....	1.5	**AW16444**	G01525	**25.08**	MC	VEE	OR1B	AW16020	
Grapple	....	2.5	....	1.25	**AW15060**	G01485	**39.23**	MC	VEE	OR	AW14971	
148 LOADER												**DEERE 148**
Lift	....	2.5	....	1.75	**AW15058**	G01482	**34.04**	MC	VEE	USL	AW15527	
Bucket	....	2.25	....	1.5	**AW16444**	G01525	**25.08**	MC	VEE	OR1B	AW16020	
Grapple	....	2.5	....	1.25	**AW15060**	G01485	**39.23**	MC	VEE	OR	AW14971	
	....	2.5	....	1.5	**AW16442**	G01515	**32.80**	MC	VEE	OR1B	AW16033	
158, 168 LOADER												**DEERE 158, 168**
Lift	....	2.75	....	1.75	**AW16443**	G01520	**34.41**	MC	VEE	USL	AW15536	
Bucket	....	2.5	....	1.5	**AW16442**	G01515	**32.80**	MC	VEE	OR1B	AW16033	
Grapple	....	2.5	....	1.25	**AW15060**	G01485	**39.23**	MC	VEE	OR	AW14971	
	....	2.25	....	1.5	**AW16444**	G01525	**25.08**	MC	VEE	OR1B	AW16020	
	....	2.5	....	1.75	**AW15058**	G01482	**34.04**	MC	VEE	USL	AW15527	
175 LOADER												**DEERE 175**
Bucket	....	2.25	....	1.5	**AW21653**	G01595	**16.03**	MC	STFO	USL	AW21716	
240 LOADER												**DEERE 240**
Lift	....	2.75	....	1.5	**AW21846**	G01610	**17.11**	MC	STFO	USL	AW20491	
Bucket	-3300	2.25	....	1.5	**AW21653**	G01595	**16.03**	MC	STFO	USL	AW20469	
Grapple	....	2.5	....	1.25	**AW15060**	G01485	**39.23**	MC	VEE	OR	AW21309	
Bucket	002451-003300	2.25	....	1.5	**AW21653**	G01595	**16.03**	MC	STFO	USL	AW22449	
245 LOADER												**DEERE 245**
Lift	....	3.0	....	1.5	**AW20522**	G01585	**16.62**	MC	STFO	OR	AW20529	
Bucket	....	2.25	....	1.5	**AW21653**	G01595	**16.03**	MC	STFO	USL	AW21648, AW22446	
	....	2.5	....	1.25	**AW15060**	G01485	**39.23**	MC	VEE	OR	AW21309	
260 LOADER												**DEERE 260**
Lift	....	3.25	....	1.75	**AW21171**	G01590	**45.68**	MC	VEE	USL	AW21170	
Bucket	005900	2.5	....	1.5	**AW16442**	G01515	**32.80**	MC	VEE	OR1B	AW21676	
	8001-	2.75	....	1.5	**AW23359**	G01675	**14.61**	MC	OR1B	USL	AW23455	
Grapple	....	2.5	....	1.25	**AW15060**	G01485	**39.23**	MC	VEE	OR	AW21309	
280 LOADER												**DEERE 280**
Lift	....	3.5	....	1.75	**AW21996**	G01620	**17.62**	MC	STFO	USL	AW21988	
Bucket	001800	2.75	....	1.75	**AW22006**	G01625	**17.10**	MC	STFO	USL	AW22004	
Grapple	....	2.5	....	1.25	**AW15060**	G01485	**39.23**	MC	VEE	OR	AW21309	
1010 LANDSCAPE LOADER												**DEERE 1010**
Lift	....	2.25	....	1.5	**AC13220**	G01460	**22.51**	MC	VEE	OR1B	AC13200	
Bucket	....	2.25	....	1.25	**AC13223**	G01465	**28.84**	MC	VEE	OR1B	AC13205	
60 SKID LOADER												**DEERE 60**
Tilt	-020303	2.5	....	1.25	**GG190-32385**	G02300	**14.96**	VS	SHYO	USL	GG170-32594	
	095001-	2.0	....	1.0	**GG190-32388**	G02310	**15.08**	VS	SHYO	USL	GG170-32875	
Lift	....	2.0	....	1.0	**GG190-32388**	G02310	**15.08**	VS	SHYO	USL	GG170-32599	
Grapple	....	2.0	....	1.0	**GG190-32388**	G02310	**15.08**	VS	SHYO	USL	GG170-32827	
70 SKID STEER LOADER												**DEERE 70**
Lift	-002455	2.0	....	1.0	**190-31848**	G08968	**9.12**	VS	STFO	POL	GG170-31261	
	002456-	2.0	....	1.125	**190-32421**	G08972	**23.78**	- -	SHYO	USL	GG170-32809	
Tilt	-002455	2.0	....	1.0	**190-31848**	G08968	**9.12**	- -	STFO	POL	GG170-31262	
	002456-	2.0	....	1.0	**GG190-32388**	G02310	**15.08**	VS	SHYO	USL	GG170-32811	
90 SKID STEER LOADER												**DEERE 90**
Grapple	....	2.0	....	1.0	**GG190-32388**	G02310	**15.08**	VS	SHYO	USL	GG170-32827	
Lift & Tilt	....	2.0	....	1.0	**GG190-32388**	G02310	**15.08**	VS	SHYO	USL	GG170-32599, GG170-38876	

We do not imply that any part listed is the product of these manufacturers.

All descriptions and numbers are used for reference purposes only

Prices subject to change without notice. **ASK FOR QUANTITY DISCOUNT**

AGRICULTURAL SEAL KITS FOR JOHN DEERE® EQUIPMENT

Application	S/N Range	Bore Size	Stroke	Rod Diam.	Kit Number	Our Sequence Number	Per Each	Rod Wiper	Piston Seal	Rod Seal	Cylinder Number	Remarks
125 SKID STEER LOADER												**DEERE 125**
Tilt	-010088	2.5	....	1.25	**GG190-27989**	G02295	**$18.12**	MC	RTFO	OR1B	GG170-26435	
	010089-	2.5	....	1.25	**GG190-32385**	G02300	**14.96**	VS	SHYO	USL	GG170-32843	
	010089-	2.5	....	1.5	**GG190-32386**	G02305	**16.34**	VS	SHYO	POL	GG170-32846	
170 SKID STEER LOADER												**DEERE 170**
Lift	-000936	3.0	....	1.5	**GG190-21143**	G08962	**27.77**	MC	RTFO	POL	GG170-20386	
3 & 5 LOG SPLITTER												**DEERE 3, 5**
	-300000	3.5	....	1.375	**PT1995**	G01330	**31.45**	MC	OR3B	OR1B	PT2100	
32, 52 LOADER												**DEERE 32, 52**
	....	4.0	....	2.0	**PT6882**	G01395	**44.59**	VS	OR1B	POL	PT6890	
1209 MOWER					***1-1/8 OR 1-1/4 ROD**							**DEERE 1209**
	....	3.0	8.0	1.375	**AA33072**	G01930	**36.43**	MC	RTFO	USL	AA32361	
	285001	2.25	....	1.875	**AE32374**	G01925	**23.02**	MC	- -	POL	AE34267	
	....	3.0	8.0	Varies	**PT2182**	G01335	**36.68**	MC	OR2B	OR1B	TY8629	
Master	285000	2.25	....	1.25	**AE32373**	G01920	**19.32**	MC	RTFO	POL	AE31243	
	....	3.0	8.0	1.25	**PT2182**	G01335	**36.68**	MC	OR2B	OR1B	TY7176	
	....	2.25	....	1.875	**AE32374**	G01925	**23.02**	MC	- -	POL	AE31244	
1214 MOWER												**DEERE 1214**
	....	3.0	8.0	Varies	**PT2182**	G01335	**36.68**	MC	OR2B	OR1B	TY8629	
	....	3.0	8.0	1.25	**AN180616**	G02225	**23.95**	MC	RTFO	OR1B	AN130763	
1217, 1219 MOWER												**DEERE 1217, 1219**
Header Lift	....	2.25	....	1.875	**AE32374**	G01925	**23.02**	MC	- -	POL	AE34267	
Tongue Position		3.0	8.0	1.375	**AA33072**	G01930	**36.43**	MC	RTFO	USL	AA32361	
	....	3.0	8.0	Varies	**PT2182**	G01335	**36.68**	MC	OR2B	OR1B	TY8629	
1380, 1424, 1525 MOWER												**DEERE 1380, 1424, 1525**
Pivot	....	3.0	....	1.375	**AE40142**	G02030	**10.80**	VS	OR2B	OR1B	AE39280	Welded Metro
Platform Lift	....	2.25	12.5	1.875	**AE32374**	G01925	**23.02**	MC	- -	POL	AE36081	
	....	2.25	12.5	1.25	**AE32373**	G01920	**19.32**	MC	RTFO	POL	AE36080	
722 FINISH MULCH												**DEERE 722**
	....	3.0	8.0	1.125	**AN182249**	G02270	**9.77**	VS	OR2B	OR1B	AN182250	
	....	3.25	8.0	1.25	**AN180617**	G02227	**24.42**	MC	RTFO	OR1B	AN130348	
	....	3.5	8.0	1.25	**AN180618**	G02230	**36.76**	MC	RTFO	OR1B	AN130349	
	....	4.0	....	1.375	**AN180620**	G02240	**25.64**	MC	RTFO	OR1B	AN131001	
	....	4.0	32.0	1.5	**RE16575**	G01530	**18.30**	VS	STFO	USL	RE16382, RE21220	
7000 PLANTER												**DEERE 7000**
	....	2.125	8.0	1.75	**AA23825**	G01720	**12.50**	MC	- -	PO:	AA25544	
	....	2.375	12.0	2.0	**AA31736**	G01905	**14.12**	MC	- -	USL	AA30570	
	....	2.5	8.0	1.06	**TY7188**	G01402	**7.73**	MC	OR2B	OR1B	TY7175	
	....	3.0	....	1.5	**AA29744**	G01840	**51.67**	MC	OR1B	POL	AA32191	
	....	3.0	8.0	1.375	**AA33072**	G01930	**36.43**	MC	RTFO	USL	AA32361	
	1982-	3.5	8.0	1.25	**AA31513**	G01895	**63.32**	MC	P3TS	POL	AA31235B	
	....	5.25	5.25	2.0	**AA27982**	G01825	**218.29**	MC	P3TS	POL	AA27983	
	....	3.5	22.0	1.5	**RE16580**	G01555	**17.28**	VS	STFO	USL	RE19307	
	....	3.0	22.0	1.5	**AA29744**	G01840	**51.67**	MC	OR1B	POL	AA29442	
7000C PLANTER												**DEERE 7000C**
Marker Cylinder		2.125	8.0	1.75	**AA23825**	G01720	**12.50**	MC	- -	POL	AA25544	6W
	-1980	2.375	12.0	2.0	**AH78775**	G02100	**7.40**	MC	- -	OR1B	AA21490	
Frame	....	2.375	12.0	2.0	**AA31736**	G01905	**14.12**	MC	- -	USL	AA30570	
	....	3.0	8.0	1.375	**AA33072**	G01930	**36.43**	MC	RTFO	USL	AA32361	
	....	5.25	5.75	2.0	**AA27982**	G01825	**218.29**	MC	P3TS	POL	AB27983	
7000F PLANTER												**DEERE 7000F**
	....	2.375	8.0	2.0	**AE37830**	G02015	**26.65**	MC	- -	POL	AA30477	
	....	3.5	22.0	1.5	**RE16580**	G01555	**17.28**	VS	STFO	USL	RE19307	
	....	3.0	22.0	1.5	**AA29744**	G01840	**51.67**	MC	OR1B	POL	AA29442, AA32191	
	....	2.375	12.0	2.0	**AE37830**	G02015	**26.65**	MC	- -	POL	AA34078	
7100 PLANTER												**DEERE 7100**
	....	2.125	8.0	1.75	**AA23825**	G01720	**12.50**	MC	- -	POL	AA25544	
7100S PLANTER												**DEERE 7100S**
	....	2.125	80	1.75	**AA23825**	G01720	**12.50**	MC	- -	POL	AA25544	
100F, 100FH, 150, 150F, 150FH CHISEL PLOW												**DEERE**
	....	3.0	8.0	1.25	**AN180616**	G02225	**23.95**	MC	RTFO	OR1B	AN130763	
	....	3.25	8.0	1.25	**AN180617**	G02227	**24.42**	MC	RTFO	OR1B	AN130348	
	....	3.5	8.0	1.25	**AN180618**	G02230	**36.76**	MC	RTFO	OR1B	AN130349	
	....	3.75	8.0	1.375	**AN180619**	G02235	**30.54**	MC	RTFO	OR1B	AN130392	
	....	4.0	....	1.375	**AN180620**	G02240	**25.64**	MC	RTFO	OR1B	AN131001	
1600 CHISEL PLOW												**DEERE 1600**
	....	3.0	8.0	1.25	**AN180616**	G02225	**23.95**	MC	RTFO	OR1B	AN130763	
	....	3.25	8.0	1.25	**AN180617**	G02227	**24.42**	MC	RTFO	OR1B	AN130348	
	....	3.5	8.0	1.25	**AN180618**	G02230	**36.76**	MC	RTFO	OR1B	AN130349	
	....	3.75	8.0	1.375	**AN180619**	G02235	**30.54**	MC	RTFO	OR1B	AN130392	
	....	4.0	....	1.375	**AN180620**	G02240	**25.64**	MC	RTFO	OR1B	AN131001	
	....	4.0	32.0	1.375	**AN133703**	G02215	**17.07**	VS	OR2B	OR1B	AN133701	Prince
	....	5.0	16&32	2.0	**PT1208**	G01325	**26.46**	VS	OR2B	OR1B	AN133702, TY7266 Prince	

AGRICULTURAL SEAL KITS FOR JOHN DEERE® EQUIPMENT

Application	S/N Range	Bore Size	Stroke	Rod Diam.	Kit Number	Our Sequence Number	Per Each	Rod Wiper	Piston Seal	Rod Seal	Cylinder Number	Remarks
1610 CHISEL PLOW												**DEERE 1610**
	....	3.0	8.0	1.25	**AN180616**	G02225	**$23.95**	MC	RTFO	OR1B	AN130763	
	....	3.25	8.0	1.25	**AN180617**	G02227	**24.42**	MC	RTFO	OR1B	AN130348	
	....	3.5	8.0	1.25	**AN180618**	G02230	**36.76**	MC	RTFO	OR1B	AN130349	
	....	3.5	16.0	1.5	**AA23095**	G01655	**13.87**	MC	OR2B	OR1B	AN180513	Cross
	....	3.5	....	1.5	**RE16580**	G01555	**17.28**	VS	STFO	USL	RE18855	
	....	3.75	8.0	1.375	**AN180619**	G02235	**30.54**	MC	RTFO	OR1B	AN130392	
	....	4.0	....	1.375	**AN180620**	G02240	**25.64**	MC	RTFO	OR1B	AN131001	
	....	4.0	8&32	1.5	**RE16575**	G01530	**18.30**	VS	STFO	USL	RE16380, RE21220	
	....	4.0	32.0	1.375	**AN133703**	G02215	**17.07**	VS	OR2B	OR1B	AN133701	Prince
	....	5.0	16&32	2.0	**PT1208**	G01325	**26.46**	VS	OR2B	OR1B	TY7266, AN180496	Prince
1650 CHISEL PLOW												**DEERE 1650**
	....	3.75	8.0	1.375	**AN180619**	G02235	**30.54**	MC	RTFO	OR1B	AN130392	
	....	4.0	....	1.375	**AN180620**	G02240	**25.64**	MC	RTFO	OR1B	AN131001	
	....	4.0	16.0	1.5	**RE16575**	G01530	**18.30**	VS	STFO	USL	RE16381	
	....	4.0	32.0	1.375	**AN133703**	G02215	**17.07**	VS	OR2B	OR1B	AN840494	Prince
	....	5.0	16&32	2.0	**PT1208**	G01325	**26.46**	VS	OR2B	OR1B	TY7266, AN180496	Prince
325, F345H, 350, F355H, 360, F365H, F375H, 370, 380 MOLDBOARD PLOW												**DEERE**
Lift	....	2.375	8.0	2.0	**AH78775**	G02100	**7.40**	MC	- -	OR1B	AA15286, AA14917	
450 PLOW												**DEERE 450**
	....	3.75	8.0	1.375	**AN180619**	G02235	**30.54**	MC	RTFO	OR1B	AN130392	
	....	3.0	8.0	Varies	**PT2182**	G01335	**36.68**	MC	OR2B	OR1B	TY8629	
1350, 1450, 2350, 2450 MOLDBOARD PLOW												**DEERE**
	....	3.0	8.0	Varies	**PT2182**	G01335	**36.68**	MC	OR2B	OR1B	TY7176	
	....	2.5	8.0	1.06	**TY7188**	G01402	**7.73**	MC	OR2B	OR1B	TY7175	
	-1971	2.375	11.0	2.0	**AH78775**	G02100	**7.40**	MC	- -	OR1B	AA14917,AA14741	Cessna
1600 MOLDBOARD PLOW												**DEERE 1600**
	010501-	2.5	4.25	1.125	**RE16576**	G01535	**20.40**	VS	STFO	USL	RE19164	
2500PR MOLDBOARD PLOW												**DEERE 2500PR**
	....	3.0	....	Varies	**PT2182**	G01335	**36.68**	MC	OR2B	OR1B	AA24454, AA21685	
2600 MOLDBOARD PLOW												**DEERE 2600**
	....	2.0	9.5	1.5	**AA26729**	G01800	**20.64**	MC	OR2B	POL	AA24484	
2700 SEM-INT. PLOW												**DEERE 2700**
	....	2.0	9.5	1.5	**AA26729**	G01800	**20.64**	MC	OR2B	POL	AA24484	
	....	4.0	4.75	1.25	**AA28838**	G01835	**28.14**	MC	OR2B	OR1B	AA27531	
2800 MOLDBOARD PLOW												**DEERE 2800**
	....	2.0	9.5	1.5	**AA26729**	G01800	**20.64**	MC	OR2B	POL	AA24484	
	....	2.5	4.25	1.125	**RE16576**	G01535	**20.40**	VS	STFO	USL	RE19164	
	....	4.0	4.75	1.25	**AA28838**	G01835	**28.14**	MC	OR2B	OR1B	AA27531	
F3350, F3450 MOLDBOARD PLOW												**DEERE F3350, F3450**
	....	2.375	....	2.0	**AH78775**	G02100	**7.40**	MC	- -	OR1B	AA14977,AA14741,AA14917	
	1974-	2.5	8.0	1.06	**TY7188**	G01402	**7.73**	MC	OR2B	OR1B	TY7175	
	....	3.0	....	Varies	**PT2182**	G01335	**36.68**	MC	OR2B	OR1B	TY8629, TY7176	
	....	3.5	8.0	1.25	**AN180618**	G02230	**36.76**	MC	RTFO	OR1B	AN130349	
	....	3.75	8.0	1.375	**AN180619**	G02235	**30.54**	MC	RTFO	OR1B	AN130392	
	....	4.0	....	1.375	**AN180620**	G02240	**25.64**	MC	RTFO	OR1B	AN131001	
3600 MOLDBOARD PLOW												**DEERE 3600**
	....	2.0	4.75	1.5	**AA26729**	G01800	**20.64**	MC	OR2B	POL	AA31143	
	-1982	3.0	....	Varies	**PT2182**	G01335	**36.68**	MC	OR2B	OR1B	TY7184, TY8629	
	1983-014200	3.5	8.0	1.25	**AA31513**	G01895	**63.32**	MC	P3TS	POL	AA31232	
3700 MOLDBOARD PLOW												**DEERE 3700**
	....	3.25	8.0	1.25	**AA24621**	G01750	**25.14**	MC	STFO	OR1B	AA31332	
	....	4.0	3.625	1.25	**AA28838**	G01835	**28.14**	MC	OR2B	OR1B	AA31363	
	-1982	5.0	10.0	2.0	**AA31449**	G01885	**112.73**	- -	P3TS	USL	AA314065, AA33008	
200, 650 SCRAPER												**DEERE 200, 650**
	....	3.5	....	1.5	**HK041040**	G02045	**58.11**	MC	USL	USL		For Steel Piston
	....	3.5	....	1.5	**HK041034**	G02035	**56.91**	MC	USL	USL		For Alum. Piston
700 SCRAPER												**DEERE 700**
	....	3.5	....	1.5	**HK041034**	G02035	**56.91**	MC	USL	USL	HK311021	
	....	4.5	24.0	1.5	**HK041035**	G02040	**63.35**	MC	USL	USL	HK041047	
655 CENTRAL SEEDER												**DEERE 655**
	....	3.75	8.0	1.375	**AN180619**	G02235	**30.54**	MC	RTFO	OR1B	AN130392	
	....	4.0	8.0	1.375	**AN180620**	G02240	**25.64**	MC	RTFO	OR1B	AN131001	
	....	4.0	32.0	1.375	**AN133703**	G02215	**17.07**	VS	OR2B	OR1B	AN133701	
	....	5.0	32.0	2.0	**PT1208**	G01325	**26.46**	VS	OR2B	OR1B	AN180496	
210, 220, 250, 520, 535, 550, 600A HIGH CYCLE SPRAYER						**DEERE**						
	....	1.5	9.38	1.25	**SKFAN151371**	G02216	**8.39**	MC	- -	OR1B	AN151371	
6000 HIGH CYCLE SPRAYER												**DEERE 6000**
Fold.Boom 47 Level Boom 60	....	1.5	9.38	1.25	**SKFAN151371**	G02216	**8.39**	MC	- -	OR1B	AN151371	

We do not imply that any part listed is the product of these manufacturers. All descriptions and numbers are used for reference purposes only

Prices subject to change without notice. **ASK FOR QUANTITY DISCOUNT**

AGRICULTURAL SEAL KITS FOR JOHN DEERE® EQUIPMENT

Application	S/N Range	Bore Size	Stroke	Rod Diam.	Kit Number	Our Sequence Number	Per Each	Rod Wiper	Piston Seal	Rod Seal	Cylinder Number	Remarks
34, 40 MANURE SPREADER												**DEERE 34, 40**
Endgate	....	2.5	....	1.125	**AW18986**	G01575	**$18.68**	MC	OR3B	OR1B	AW18652	
450 MANURE SPREADER												**DEERE 450**
Endgate	....	2.5	....	1.125	**AW18986**	G01575	**18.68**	MC	OR3B	OR1B	AW18652	
Primary	....	2.5	....	1.875	**AW21682**	G01600	**41.80**	MC	RTFO	POL	AW24701, AW21606	
Secondary	....	2.5	....	1.5	**AW21684**	G01605	**23.62**	MC	RTFO	POL	AW24702, AW21607	
660, 680 MANURE SPREADER												**DEERE 660, 680**
Endgate	....	2.5	....	1.125	**AW18986**	G01575	**18.68**	MC	OR3B	OR1B	AW18652	
780 MANURE SPREADER												**DEERE 780**
Secondary	....	3.0	....	1.625	**AW23146**	**- - - - -**	**....**	MC	RTFO	POL	AW23143	
710 MULCH TILLER												**DEERE 710**
	....	4.0	8.0	1.5	**RE16575**	G01530	**18.30**	VS	STFO	USL	RE16380	
712 MULCH TILLER												**DEERE 712**
	....	3.0	8.0	1.125	**AN182249**	G02270	**9.77**	VS	OR2B	OR1B	AN182250	
	....	3.5	16.0	1.5	**AA23095**	G01655	**13.87**	MC	OR2B	OR1B	AN180513	
	....	3.5	16.0	1.5	**RE16580**	G01555	**17.28**	VS	STFO	USL	RE18857	
830, 1010, 1020, 1520, 1530, 2010, 2020, 2030, 2040, 2150, 2240, 2255, 2440, 2510, 2520, 2550, 2630, 2640, 2750, 2840, 2940, 2950, 3010, 3020, 4000, 4010, 4020, 4030, 4040, 4042, 4044, 4050, 4230, 4240, 4250, 4320, 4430, 4440, 4450, 4520, 4620, 4630, 4640, 4650, 4840, 4850, 5010, 5020, 6030 TRACTOR												**DEERE**
Remote	....	2.5	....	1.0	**AR38713**	G01277	**22.60**	MC	OR2B	OR1B	AR38426	
	....	3.0	....	1.125	**AR67389**	G01280	**86.38**	MC	OR2B	OR1B	AR27437	
	....	3.5	8.0	1.25	**AR31945**	G01275	**89.21**	MC	OR2B	OR1B	AR98182	
7020 TRACTOR												**DEERE 7020**
Steering L.H.	....	3.0	....	2.625	**AT39022**	AA4816	**25.30**	MC	SWR	- -	AT20103	
Remote	....	3.5	8.0	1.25	**AR31945**	G01275	**89.21**	MC	OR2B	OR1B	AR35261	Hyd.&Mech.Stop
7520 TRACTOR												**DEERE 7520**
Remote	....	3.5	8.0	1.25	**AR31945**	G01275	**89.21**	MC	OR2B	OR1B	AR35261	Hyd.&Mech.Stop
Steering L.H. & R.H.		3.25	....	3.0	**AT35142**	AA4806	**61.43**	MC	STFO	USL	AR53935	
8430 TRACTOR												**DEERE 8430**
Steer.Feedback	....	....	....	1.5	**RE11143**	G01295	**15.70**	MC	OR	- -	AR70380	
Remote	....	3.5	8.0	1.25	**AR31945**	G01275	**89.21**	MC	OR2B	OR1B	AR35261	Hyd.&Mech. Stop
8440, 8630, 8640, 8650 TRACTOR												**DEERE**
Steering	....	3.0	....	1.5	**AR105718**	G01285	**39.67**	MC	STFO	VEE	AR69671	
Steer.Feedback	....	....	....	1.5	**RE11143**	G01295	**15.70**	MC	OR	- -	AR70380	
Remote	....	3.5	8.0	1.25	**AR31945**	G01275	**89.21**	MC	OR2B	OR1B	AR35261	Hyd.&Mech. Stop
8850 TRACTOR												**DEERE 8850**
Steer.Feedback	....	1.875	....	1.5	**RE11143**	G01295	**15.70**	MC	OR	- -	AR70380	
Remote	....	3.5	8.0	1.25	**AR31945**	G01275	**89.21**	MC	OR2B	OR1B	AR98182	Hyd.&Mech. Stop
880 WINDROWER												**DEERE 880**
Reel & Platform Lift		2.25	....	1.875	**AE24802**	G01765	**10.58**	MC	OR1B	- -	AE23485, AE26202	
2320 WINDROWER												**DEERE 2320**
Platform Lift	....	2.25	12.5	1.875	**AE32374**	G01925	**23.02**	MC	- -	POL	AE39883, AE37794	
	....	2.25	12.5	1.25	**AE32373**	G01920	**19.32**	MC	RTFO	POL	AE36080	
2360 WINDROWER												**DEERE 2360**
Platform Lift	....	2.125	8.0	1.75	**AA23825**	G01720	**12.50**	MC	- -	POL	AW23738	
2420 WINDROWER												**DEERE 2420**
Platform Lift	....	2.25	....	1.875	**AE32374**	G01925	**23.02**	MC	- -	POL	AE37794, AE39883	
	....	2.25	....	1.25	**AE32373**	G01920	**19.32**	MC	RTFO	POL	AE36080	
3430, 3830 WINDROWER												**DEERE 3430, 3830**
Platform Lift	....	2.25	....	1.875	**AE32374**	G01925	**23.02**	MC	- -	POL	AE37794, AE36081	
DOUBLE WINDROWER ATTACHMENT												**DEERE DOUBLE**
	....	2.0	16.0	1.25	**AE43288**	G02055	**37.34**	VS	POL	OR	AE40897	
ADDITIONAL SEAL KITS												**DEERE**
	....	3.5	....	1.25	**TY7190**	G02282	**11.21**	MC	OR2B	OR1B		
	....	3.25	....	1.25	**AN180617**	G02227	**24.42**	MC	RTFO	OR1B		

AGRICULTURAL SEAL KITS FOR DUAL® EQUIPMENT

Application	S/N Range	Bore Size	Stroke	Rod Diam.	Kit Number	Our Sequence Number	Per Each	Rod Wiper	Piston Seal	Rod Seal	Cylinder Number	Remarks
75 LOADER												**DUAL 75**
Lift	Jan. 68-	2.75	....	2.25	**13281**	G02570	**$37.05**	VS	VEE	- -		
105 LOADER												**DUAL 105**
Bucket	....	2.0	13.5	1.0	**5667**	G02550	**24.74**	VS	USL	USL	5650	
Lift	....	2.0	22.875	1.25	**5691**	G02555	**25.98**	VS	USL	USL	5676 LH, 5675 RH	
110 LOADER												**DUAL 110**
Bucket	....	2.25	19.625	1.25	**25163**	G02600	**31.67**	VS	USL	USL	5150	
Lift	....	2.25	23.0	1.5	**25164**	G02605	**32.75**	VS	USL	USL	5160 RH, 5161 LH	
	....	2.50	39.375	1.75	**25167**	G02615	**32.72**	VS	USL	USL	5319, 5320	

We do not imply that any part listed is the product of these manufacturers.

All descriptions and numbers are used for reference purposes only

AGRICULTURAL SEAL KITS FOR DUAL® EQUIPMENT

Application	S/N Range	Bore Size	Stroke	Rod Diam.	Kit Number	Our Sequence Number	Per Each	Rod Wiper	Piston Seal	Rod Seal	Cylinder Number	Remarks
100, 125 (PRIOR 6-1-75), 150, 250, 300 LOADERS with Old Style Tire Cord Packing												**DUAL**
All Cylinders	....	3.0	....	....	**DU3001**	145805	**$51.54**	- -	- -	- -		Piston Set
	....	....	....	2.25	**DU3002**	145810	**38.66**	- -	- -	- -		Gland Set
100, 125 (6-1-75 Later), 150, 250, 300, 320, 325, 3000, 350 LOADERS with 3" U-Cup Cyl. Packing												**DUAL**
All Cylinders	....	3.0	....	2.25	**13163**	G02565	**46.85**	VS	USL	VEE		
175 LOADER												**DUAL 175**
Bucket	....	2.25	19.625	1.25	**25163**	G02600	**31.67**	VS	USL	USL	26026 RH, 26027 LH	
Lift	....	2.25	30.5	1.625	**25169**	G02620	**41.25**	VS	USL	USL	26035	
305 LOADER												**DUAL 305**
	....	3.0	....	1.5	**38217**	G02640	**33.90**	VS	USL	USL	41141	
340, 345, 3100, 3150 LOADER												**DUAL**
Bucket, Lift	....	2.5	39.375	1.75	**25167**	G02615	**32.72**	VS	USL	USL	19175, 19150	
Lift, Bucket	....	3.0	39.375	2.0	**25031**	G02595	**35.66**	VS	USL	USL	19100, 19109	3100 for Grapple
80, 85 GRAPPLE SUBSOILER LOADER, 205, 210 LDR 3" LOADER												**DUAL**
Lift, Bucket	....	3.0	39.375	2.0	**25031**	G02595	**35.66**	VS	USL	USL	19100, 19109	
3600, 3605, 3650, 3655 LOADER												**DUAL**
Lift, Bucket	....	3.0	49.25	2.25	**25028**	G02590	**48.80**	VS	USL	USL	28342, 28351, 28514	

AGRICULTURAL SEAL KITS FOR EZEE ON® EQUIPMENT

Application	S/N Range	Bore Size	Stroke	Rod Diam.	Kit Number	Our Sequence Number	Per Each	Rod Wiper	Piston Seal	Rod Seal	Cylinder Number	Remarks
MISC. SEAL KITS												**EZEE ON**
	....	3.5	....	2.0	**3520-N4**	G02770	**$55.14**	VS	PSP	USL		
	....	2.5	....	1.5	**2515 N3**	G02705	**63.92**	MC	2PC	USL		
	....	2.5	....	1.75	**2517 N3**	G02710	**67.26**	MC	2PC	USL		
	....	2.5	....	2.0	**2520-S**	- - - - -	**....**	- -	2PC	VEE		
	....	2.5	....	2.0	**2520-N3**	G02725	**73.25**	MC	2PC	USL		
	....	2.0	....	1.5	**2015-N5**	G02700	**61.87**	MC	2PC	USL		

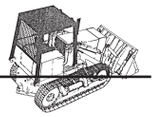

AGRICULTURAL SEAL KITS FOR FARMHAND® EQUIPMENT

Application	S/N Range	Bore Size	Stroke	Rod Diam.	Kit Number	Our Sequence Number	Per Each	Rod Wiper	Piston Seal	Rod Seal	Cylinder Number	Remarks
F10-D GRAPPLE FORK												**FARMHAND F10-D**
	....	3.0	12.75	1.25	**1R1431**	G02880	**$84.27**	MC	- -	USL	1A3315	Sgl. Act.
F11-A LOADER												**FARMHAND F11-A**
	....	2.5	18.5	1.25	**1R3118**	G02975	**66.84**	- -	2PC	POL	1A196	Dbl. Act.
	....	3.0	49.625	1.75	**1R3116**	G02970	**46.46**	- -	2PC	USL	1A347	Sgl. Act.
F11-B LOADER												**FARMHAND F11-B**
	....	2.5	18.5	1.25	**1R3119**	G02980	**72.53**	MC	2PC	POL	1A609	Dbl. Act.
	....	2.5	18.5	1.25	**1R3113**	G02955	**84.78**	MC	OR1B	POL	1A1615	Dbl. Act.
	....	2.5	49.625	1.75	**1R3051**	G02925	**84.33**	MC	2PC	POL	1A2016	Dbl. Act.
	....	2.5	18.5	1.25	**1R1595**	G02885	**75.96**	MC	OR1B	POL	1A2265	Dbl. Act.
F11 GRAPPLE FORK												**FARMHAND F11**
248, 258 Loader	....	2.25	....	....	**1R41424**	G03068	**13.10**	**- -**	SWR	- -		
F11-C GRAPPLE FORK												**FARMHAND F11-C**
	....	3.0	12.75	1.25	**1R1431**	G02880	**84.27**	MC	- -	USL	1A3809	Sgl. Act.
F11-C LOADER												**FARMHAND F11-C**
Lift - High Pressure		2.5	49.625	1.75	**1R3051**	G02925	**84.33**	MC	2PC	POL	1A3592, 1A2974	Dbl. Act.
Lift - Low Pressure		3.0	49.625	1.75	**1R3050**	G02920	**92.34**	MC	2PC	USL	1A2976, 1A3593	Dbl. Act.
Tilt											1R3113	
F11-D LOADER												**FARMHAND F11-D**
Lift	....	3.0	....	1.75	**1R41425**	G03070	**17.07**	VS	STFO	USL		
Tilt	....	2.5	....	1.25	**1R41390**	G03062	**15.44**	VS	SWR	USL		
F12-A LOADER												**FARMHAND F12-A**
	....	2.5	30.5	1.375	**1R3152**	G03020	**68.11**	- -	OR	POL	1A166	Sgl. Act.
F14-A LOADER												**FARMHAND F14-A**
	....	2.5	30.75	1.375	**1R3152**	G03020	**68.11**	- -	OR	POL	1A165, 1A190	Sgl. Act.
F15-A LOADER												**FARMHAND F15-A**
	....	2.5	30.5	1.375	**1R3152**	G03020	**68.11**	- -	OR	POL	1A182	Sgl. Act.
F16-A LOADER												**FARMHAND F16-A**
	....	2.5	30.5	1.375	**1R3155**	G03030	**38.32**	- -	OR	POL	1A537	Sgl. Act.
F17-A LOADER												**FARMHAND F17-A**
	....	3.0	43.75	1.75	**1R3116**	G02970	**46.46**	- -	2-PC	USL	1A68	Sgl. Act.
F19-A LOADER												**FARMHAND F19-A**
	....	2.5	25.5	1.25	**1R3121**	G02990	**14.87**	MC	USL	- -	1A199	Sgl. Act.
F21-A, F21-B LOADER												**FARMHAND F21-A, B**
	....	3.0	44.0	1.75	**1R3050**	G02920	**92.34**	MC	2-PC	USL	1A205, 1A355	Sgl. Act.
	....	2.5	44.0	1.75	**1R3120**	G02985	**42.84**	MC	VEE	POL	1A2061, 1A3559	Sgl. Act.

We do not imply that any part listed is the product of these manufacturers.

All descriptions and numbers are used for reference purposes only

Prices subject to change without notice. **ASK FOR QUANTITY DISCOUNT**

AGRICULTURAL SEAL KITS FOR FARMHAND® EQUIPMENT

Application	S/N Range	Bore Size	Stroke	Rod Diam.	Kit Number	Our Sequence Number	Per Each	Rod Wiper	Piston Seal	Rod Seal	Cylinder Number	Remarks
F22-A LOADER												**FARMHAND F22-A**
	....	2.5	31.875	1.75	**1R3120**	G02985	**$42.84**	MC	VEE	POL	1A210	Sgl. Act.
	....	3.0	31.875	1.75	**1R3050**	G02920	**92.34**	MC	2PC	USL	1A210	Sgl. Act.
F27-A LOADER												**FARMHAND F27-A**
	....	3.25	43.375	1.75	**1R3049**	G02915	**49.79**	MC	USL	POL	1A368	Sgl. Act.
	....	3.0	22.0	1.5	**1R3048**	G02910	**54.51**	MC	USL	POL	1A369	Sgl. Act.
	....	3.0	43.375	1.75	**1R3047**	G02905	**57.71**	MC	USL	POL	1A375	Dbl. Act.
F25-B LOADER												**FARMHAND F25-B**
	....	2.5	Varies	1.25	**1R3055**	G02935	**40.64**	MC	USL	POL	1A4053, 1A4300	Dbl. Act.
F225-A, F226-A LOADER												**FARMHAND F225-A, 226-A**
	....	2.25	....	1.375	**S923**	G02860	**59.23**	MC	VEE	VEE	S2852, S2862	Dbl. Act.
	....	2.75	....	1.375	**S921**	G02855	**88.83**	MC	VEE	VEE	S2857	Dbl. Act.
F228-A LOADER												**FARMHAND F228-A**
	....	3.0	....	1.75	**S2250**	G02890	**66.43**	MC	USL	USL	S6523	Dbl. Act.
	....	3.0	....	1.375	**S2650**	G02895	**48.51**	MC	USL	USL	S6530	Dbl. Act.
F233-A LOADER												**FARMHAND F233-A**
	....	2.5	20.0	1.25	**1R3134**	G03005	**45.63**	MC	USL	POL	1A4852	Dbl. Act.
	....	2.25	33.0	1.5	**1R3133**	G03000	**54.22**	MC	USL	POL	1A4890	Dbl. Act.
F235-A LOADER												**FARMHAND F235-A**
	....	3.0	22.0	1.5	**1R3111**	G02945	**55.91**	MC	USL	USL	1A4375	Dbl. Act.
	....	3.0	43.75	2.0	**1R3110**	G02940	**49.45**	MC	USL	USL	1A4522	Dbl. Act.
	....	2.75	43.75	2.0	**1R3112**	G02950	**58.18**	MC	USL	USL	1A4538	Dbl. Act.
F236-A LOADER												**FARMHAND F236-A**
	....	3.0	52.25	2.0	**1R3110**	G02940	**49.45**	MC	USL	USL	1A4372	Dbl. Act.
	....	2.75	52.25	2.0	**1R3112**	G02950	**58.18**	MC	USL	USL	1A4379	Dbl. Act.
	....	2.75	22.0	1.5	**1R3140**	G03010	**61.49**	MC	USL	POL	1A4781	Dbl. Act.
F248-A, B, F258B LOADER												**FARMHAND F248-A, B, F258B**
Lift	....	2.75	29.5	1.75	**1R40663**	G03040	**54.72**	MC	USL	POL	1A5293	Dbl. Act.
Tilt	....	2.5	22.0	1.5	**1R40664**	G03045	**46.19**	MC	USL	USL	1A5294, 1A5295	Dbl. Act.
F248-C LOADER												**FARMHAND F248-C**
Lift	....	2.75	....	1.75	**1R41391**	G03063	**17.31**	MC	STFO	POL		
F258-A LOADER												**FARMHAND F258-A**
	....	2.75	22.0	1.5	**1R3140**	G03010	**61.49**	MC	USL	POL	1A5206, 1A5207	Dbl. Act.
	....	2.75	43.75	2.0	**1R3112**	G02950	**58.18**	MC	USL	USL	1A5257	Dbl. Act.
H151-A GRAPPLE FORK												**FARMHAND H151-A**
	....	3.0	12.75	1.25	**1R3131**	G02995	**46.68**	MC	USL	POL	1A4634	Dbl. Act.
	....	2.5	12.75	1.25	**1R40621**	G03035	**54.44**	MC	USL	POL	1A5166	Dbl. Act.
F6027-A H.D. LOADER												**FARMHAND F6027-A H.D.**
	....	3.0	19.5	1.25	**1R1428**	G02870	**76.96**	- -	OR	POL	1A157	Dbl. Act.
F6070-A AUXILIARY CYLINDER												**FARMHAND F6070-A**
	....	3.0	Varies	1.25	**1R1428**	G02870	**76.96**	- -	OR	POL	1A158,1A223,1A280,1A289	Dbl.
ADDITIONAL SEAL KITS												**FARMHAND**
	....	2.0	....	1.5	**1R40747**	G03048	**15.69**	MC	OR2B	OR1B		
	....	2.5	....	1.5	**1R40792**	G03049	**16.22**	MC	OR2B	OR1B		
	....	3.0	....	1.5	**1R40796**	G03050	**17.58**	MC	USL	POL		
	....	2.5	....	1.5	**1R40951**	G03055	**7.19**	VS	OR2B	OR1B		
	....	2.75	....	2.0	**1R41341**	G03057	**17.78**	VS	STFO	POL		
	....	2.5	....	1.5	**1R41352**	G03059	**20.91**	VS	STFO	POL		

AGRICULTURAL SEAL KITS FOR FORD® EQUIPMENT

Application	S/N Range	Bore Size	Stroke	Rod Diam.	Kit Number	Our Sequence Number	Per Each	Rod Wiper	Piston Seal	Rod Seal	Cylinder Number	Remarks
701, 702, 703, 712 LOADER												**FORD 701, 702, 703, 712**
Tilt	....	2.0	....	1.25	**251164**	G03410	**$47.72**	MC	VEE	VEE		Group 6
Lift Arm	....	2.0	....	1.375	**309853**	G03450	**52.74**	MC	VEE	VEE		Group 6
	....	3.0	....	2.0	**309555**	G03425	**23.39**	MC	VEE	- -		Group 6-7
	....	2.25	....	1.75	**309560**	G03435	**21.50**	MC	- -	VEE		Group 6-9
	....	2.5	....	1.75	**309557**	G03430	**48.06**	MC	VEE	VEE		Group 6-12
711, 722 LOADER												**FORD 711, 722**
Tilt	....	2.25	8.0	1.0	**309667**	G03445	**35.57**	MC	OR1B	OR1B		Group 4-1
727 LOADER												**FORD 727**
Tilt	....	2.375	....	1.25	**251166**	G03415	**55.56**	MC	VEE	VEE		Group 3-1
Lift	....	2.125	....	1.625	**309863**	G03455	**42.93**	MC	- -	VEE		Group 3-2 5100AP Tractor

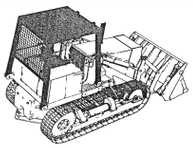

AGRICULTURAL SEAL KITS FOR FORD® EQUIPMENT

Application	S/N Range	Bore Size	Stroke	Rod Diam.	Kit Number	Our Sequence Number	Per Each	Rod Wiper	Piston Seal	Rod Seal	Cylinder Number	Remarks
768, 768A, 768B LOADER												**FORD 768, A, B**
Lift Cylinder	...	1.75	....	1.0	**SML22857**	G03320	**$35.40**	MC	VEE	POL	768A, 768B	Group 5
Tilt.	...	1.75	....	1.0	**SML24477**	G03355	**54.94**	MC	VEE	VEE	Various	
770, 770A, 770B LOADER												**FORD 770, A, B**
Lift Cylinder	....	1.75	....	1.375	**SML22859**	G03330	**59.63**	MC	VEE	VEE		Group 6-2
Tilt	....	1.75	....	1.0	**SML22857**	G03320	**35.40**	MC	VEE	POL		Group 6-3
Lift Cyl. & Tilt	....	1.75	....	1.0	**SML24477**	G03355	**54.94**	MC	VEE	VEE		Group 6-4
774 LOADER												**FORD 774**
Lift Cyl. & Tilt	....	3.0	....	1.75	**SML22250**	G03295	**55.47**	MC	USL	USL		Group 3-1
CL-20 SKID STEER LOADER												**FORD CL-20**
	....	2.0	....	1.0	**22-607**	MM1052	**21.44**	MC	OR2B	OR1B		
CL-30, CL-40 SKID STEER LOADER												**FORD CL-30, CL-40**
	....	2.5	....	1.25	**22-606**	MM1050	**53.45**	MC	VEE	VEE		
CL-35, CL-45 SKID STEER LOADER												**FORD CL-35, CL-45**
Tilt	....	2.5	....	1.125	**TH23532**	G03335	**14.52**	MC	OR1B	USL		
771, 772, 772A LOADER												**FORD 771, 772, 772A**
Lift Cylinder	....	1.75	....	1.375	**SML2972**	G03265	**24.81**	MC	USL		SML-8601	771, 772
	....	1.75	....	1.375	**SML2925**	G03260	**33.61**	MC	VEE	- -	SML-20251	771, 772
	....	2.25	....	1.375	**SML21470**	G03275	**22.20**	MC	USL	- -	771	Sgl. Act.
	Jan. 81-	2.25	....	1.5	**SML24373**	G03345	**45.56**	MC	VEE	VEE	772, 772A	Dbl. Act.
	-Jan. 81	2.75	...	1.375	**SML2921**	G03250	**88.83**	MC	VEE	VEE	772, 772A	Dbl. Act.
Tilt	....	1.75	....	1.0	**SML22857**	G03320	**35.40**	MC	VEE	POL	771, 772A	
772QT, 773, 776 LOADER												**FORD 772QT, 773, 776**
	Nov. 80-	2.25	....	1.5	**SML24373**	G03345	**45.56**	MC	VEE	VEE	772QT	Dbl. Act.
	Mar. 81-	2.25	....	1.5	**SML24373**	G03345	**45.56**	MC	VEE	VEE	776	Dbl. Act.
Tilt	....	1.75	....	1.0	**SML22857**	G03320	**35.40**	MC	VEE	POL	772QT, 776	
Lift Cylinder	....	3.0	....	1.75	**SML22259**	G03305	**70.53**	MC	USL	VEE	773	
	....	3.0	....	1.375	**SML22258**	G03300	**68.18**	MC	USL	VEE	773	
776A, 776B, 777B LOADER												**FORD 776A, 776B, 777B**
	....	2.25	....	1.5	**SML24373**	G03345	**45.56**	MC	VEE	VEE		Dbl. Act.
777D, 777F LOADER												**FORD 777D, 777F**
Lift Cylinder	...	2.5	....	1.5	**SML24772**	G03360	**59.87**	MC	VEE	VEE		
	....	3.0	....	1.375	**SML22258**	G03300	**68.18**	MC	USL	- -		
ADDITIONAL SEAL KITS												**FORD**
	....	2.25	....	1.375	**SML25061**	G03365	**59.37**	MC	VEE	VEE		
	....	50MM		25MM	**462-463**	G08612	**55.50**	VS	CWR	USL		Disc Mower Cyl
Grapplefork		2.25			**1R41424**	G03068	**13.10**	VS	SWR	USL		

AGRICULTURAL SEAL KITS FOR GEHL® EQUIPMENT

Application	S/N Range	Bore Size	Stroke	Rod Diam.	Kit Number	Our Sequence Number	Per Each	Rod Wiper	Piston Seal	Rod Seal	Cylinder Number	Remarks
HL360 LOADER												**GEHL HL360**
Lift, Tilt & Grapple Cy.		2.5	....	1.125	**602897**	G03640	**$36.37**	VS	OR2B	OR	Various	
	....	2.0	....	1.125	**603833**	G03650	**18.85**	VS	STFO	POL	603832, 603852	
HL2500 LOADER												**GEHL HL2500**
Lift & Tilt Cylinder	....	2.5	....	1.125	**602897**	G03640	**36.37**	VS	OR2B	OR	Various	
	....	2.5	....	1.125	**602898**	G03642	**18.44**	VS	STFO	POL		
HL2500A LOADER												**GEHL HL2500A**
Lift & Tilt Cylinder	....	2.5	....	1.125	**602897**	G03640	**36.37**	VS	OR2B	OR	602896, 602893	
HL2600 LOADER												**GEHL HL2600**
Lift Cylinder	....	2.0	....	1.125	**064294**	G03585	**6.24**	VS	OR2B	OR1B	062137	Lantex
	....	2.0	....	1.125	**064309**	G03595	**16.99**	MC	OR3B	OR1B	062395	Columbus
Tilt Cylinder	....	2.5	....	1.125	**064300**	G03590	**7.37**	VS	OR2B	OR1B	062139	Lantex
Tilt & Grapple Cyl.	....	2.5	....	1.125	**057148**	G03575	**15.78**	MC	OR3B	OR1B	062393	Columbus
Grapple Cylinder	....	2.5	....	1.125	**064300**	G03590	**7.37**	VS	OR2B	OR1B	062139	Lantex
SL3510/3610 LOADER												**GEHL SL3510, 3610**
Lift & Tilt Cylinder	....	2.0	....	1.25	**073705**	G03610	**29.33**	VS	OR1B	POL	072368, 072370	
HL4300/4500/4600/4700 LOADER												**GEHL HL4300, 4500, 4600, 4700**
Lift Cylinder	....	2.5	....	1.375	**061162**	G03580	**11.90**	VS	OR3B	POL	061158, 061163	
Tilt Cylinder	....	2.5	....	1.25	**055086**	G03570	**25.50**	MC	OR3B	POL	065058	
HL4400 LOADER												**GEHL HL4400**
Lift Cylinder	3048-	2.5	....	1.375	**061162**	G03580	**11.90**	VS	OR3B	POL	061158 Right; 061163 Left	
	-3049	2.5	....	1.25	**055086**	G03570	**25.50**	MC	OR3B	POL	054627 Right; 054629 Left	
Tilt Cylinder	....	2.5	....	1.25	**055086**	G03570	**25.50**	MC	OR3B	POL	054625	
SL4510/4610 LOADER												**GEHL SL4510, 4610**
Lift Cylinder	....	2.5	....	1.375	**074536**	G03615	**23.85**	VS	OR1B	POL	074535	Columbus
Tilt Cylinder	....	2.5	....	1.25	**074544**	G03620	**21.33**	VS	OR1B	POL	074543	Columbus
6620 LOADER												**GEHL 6620**
Lift Cylinder	....	3.0	....	1.5	**080307**	G03630	**20.02**	VS	STFO	USL	079240	
Tilt Cylinder	....	3.0	....	1.25	**080315**	G03635	**17.80**	VS	STFO	USL	079241	

We do not imply that any part listed is the product of these manufacturers.

All descriptions and numbers are used for reference purposes only

Prices subject to change without notice. **ASK FOR QUANTITY DISCOUNT**

AGRICULTURAL SEAL KITS FOR GREAT BEND® EQUIPMENT

Application	S/N Range	Bore Size	Stroke	Rod Diam.	Kit Number	Our Sequence Number	Per Each	Rod Wiper	Piston Seal	Rod Seal	Cylinder Number	Remarks
750 JOB MASTER												**GREAT BEND 750**
Lift & Tilt	....	2.0	....	1.25	**F80236**	G03672	**$24.16**	MC	P3TS	POL		
800 LOADER												**GREAT BEND 800**
Lift	....	2.5	....	1.5	**F80235**	G03670	**22.59**	MC	OR3B	OR1B		
Bucket	....	2.0	....	1.25	**F80239**	G03674	**7.24**	MC	OR2B	OR1B		
890 LOADER												**GREAT BEND 890**
Lift	....	3.0	....	2.0	**F80393**	G03676	**56.78**	MC	USL	USL		
900 LOADER												**GREAT BEND 900**
Lift	....	2.5	....	2.0	**F80233**	G03666	**14.81**	MC	OR2B	OR1B		
Bucket	....	2.5	....	1.5	**F80235**	G03670	**22.59**	MC	OR3B	OR1B		

AGRICULTURAL SEAL KITS FOR HESSTON® EQUIPMENT

Application	S/N Range	Bore Size	Stroke	Rod Diam.	Kit Number	Our Sequence Number	Per Each	Rod Wiper	Piston Seal	Rod Seal	Cylinder Number	Remarks
4000 FORAGE HARVESTER (1970-1974 INCLUDING SP4000)												**HESSTON 4000**
Spout Cylinder	....	2.0	....	1.0	**7032519**	G03815	**$7.32**	VS	OR2B	OR1B	7742257	
Lift Cylinder	....	3.0	....	1.25	**7032592**	G03820	**6.36**	VS	OR2B	OR1B	7742240	
2000 (1971, 72-76, 78), 100-150 (1971, 72-76, 78), 7020 (1974-77) FORAGE HARVESTER												**HESSTON**
Spout Cylinder	....	2.0	....	1.0625	**737791**	G03765	**8.99**	MC	OR2B	OR1B	7742281	
7140, 7150, 7160 FORAGE HARVESTER												**HESSTON 7140, 7150, 7160**
Lift Cylinder	....	3.0	....	1.25	**7036692**	G03880	**9.95**	MC	OR2B	OR1B	7074388	Optional
7145, 7155, 7165 FORAGE HARVESTER												**HESSTON 7145, 7155, 7165**
Lift Cylinder	....	3.0	....	1.25	**7036692**	G03880	**9.95**	MC	OR2B	OR1B	7074388	Pull Type
Tongue Cylinder	....	2.0	....	1.0	**7733066**	G03925	**12.50**	VS	OR2B	USL	796102	Pull Type
FIELD QUEEN FORAGE HARVESTER (1974)												**HESSTON**
P/S Cyl. & Spout Cyl.		2.0	....	1.0	**7032519**	G03815	**7.32**	VS	OR2B	OR1B	7742257	
Lift Cylinder	....	3.0	....	1.25	**7032592**	G03820	**6.36**	VS	OR2B	OR1B	7742240	
7660 FORAGE HARVESTER (1974-76, 78-79)												**HESSTON 7660**
P/S Cylinder	....	2.5	....	1.25	**7037872**	G03885	**6.45**	VS	OR	OR2B	843763	Rear Dump
Spout Cylinder	....	2.0	....	1.0	**7032519**	G03815	**7.32**	VS	OR2B	OR1B	7742257	Rear Dump
Lift Cylinder	....	3.0	....	1.25	**7032592**	G03820	**6.36**	VS	OR2B	OR1B	7742240	Rear Dump
FIELD QUEEN FORAGE HARVESTER (1974-76)												**HESSTON**
Spout Cylinder	....	2.0	....	1.0	**7032519**	G03815	**7.32**	VS	OR2B	OR1B	7742257	Side Dump
Lift Cylinder	....	3.0	....	1.25	**7032592**	G03820	**6.36**	VS	OR2B	OR1B	7742240	Side Dump
Hopper Cylinder	....	5.0	....	2.5	**7039662**	G03900	**70.05**	VS	USL	USL	843771	Side Dump
7655 FORAGE HARVESTER												**HESSTON 7655**
P/S Cylinder	....	2.5	....	1.25	**7037872**	G03885	**6.45**	VS	OR	OR2B	0843763	Side Dump
Spout Cylinder	....	2.0	....	1.0	**7032519**	G03815	**7.32**	VS	OR2B	OR1B	7742267	Side Dump
Lift Cylinder	....	3.0	....	1.25	**7032592**	G03820	**6.36**	VS	OR2B	OR1B	7742240	Side Dump
3T-3TG SILAGER												**HESSTON 3T-3TG**
Rear Cylinder	....	2.0	....	1.0625	**737791**	G03765	**8.99**	MC	OR2B	OR1B	872259	
A-II STACKHAND												**HESSTON A-II**
Bed Lift	....	3.0	....	1.125	**737817**	G03770	**16.77**	MC	OR2B	OR1B	872689	
Pickup & Rear Gate Lift		2.0	....	1.0625	**737791**	G03765	**8.99**	MC	OR2B	OR1B	872713	
10 STACKHAND (1972)												**HESSTON 10**
Press Cylinder	....	4.0	....	1.5	**7035199**	G03850	**10.37**	VS	OR2B	OR1B	7842818	
Lift Cylinder	....	2.0	....	1.0	**7035181**	G03845	**6.88**	VS	OR2B	OR	7842826	
	SH10-10200-	2.0	....	1.0	**7733066**	G03925	**12.50**	VS	OR2B	USL	796102	
10 STACKHAND (1972-76)												**HESSTON 10**
Lift Cylinder	....	2.0	....	1.0	**7035181**	G03845	**6.88**	VS	OR2B	OR	7842826	
Press Cylinder	....	4.0	....	1.5	**7035439**	G03860	**45.52**	VS	OR2B	POL	7872195	
30A STACKHAND												**HESSTON 30A**
Press Cylinder	....	3.5	....	2.0	**7038516**	G03890	**33.54**	- -	RTFO	POL	7072101	
Lift Cylinder	....	3.0	....	1.125	**737817**	G03770	**16.77**	MC	OR2B	OR1B	842377	
	....	3.0	....	1.25	**7036692**	G03880	**9.95**	MC	OR2B	OR1B	7074388	
30B STACKHAND												**HESSTON 30B**
Press Cylinder	....	3.5	....	2.0	**7038516**	G03890	**33.54**	- -	RTFO	POL	7072101	
Lift Cylinder	....-	2.0	....	1.0	**7733066**	G03925	**12.50**	VS	OR2B	USL	796102	
60 STACKHAND (1970 & 72)												**HESSTON 60**
Lift Cylinder	....	3.0	....	1.125	**737817**	G03770	**16.77**	MC	OR2B	OR1B	842689	
Pickup Lift	....	2.0	....	1.0625	**737791**	G03765	**8.99**	MC	OR2B	OR1B	872713	
Gate Lift Cylinder		2.0	....	1.25	**7031230**	G03810	**26.54**	MC	OR2B	USL	7042625	
60A, 60B STACKHAND												**HESSTON 60A, B**
Paddle Cylinder	....-	2.0	....	1.0	**7733066**	G03925	**12.50**	VS	OR2B	USL	796102	
Bed Lift Cylinder	....	2.0	....	1.0625	**737791**	G03765	**8.99**	MC	OR2B	OR1B	872259	
Gate Lift Cylinder		2.0	....	1.25	**7031230**	G03810	**26.54**	MC	OR2B	USL	7042625	
Press Cylinder	....	5.0	....	2.0	**7036569**	G03875	**46.53**	MC	OR2B	USL	7075898	
Spout Cylinder	....	2.0	....	1.125	**7033939**	G03840	**12.67**	MC	OR2B	OR1B	7042884	
SP10 FEEDER & STACK PROCESSOR												**HESSTON SP10**
Lift Cylinder	111-1578	4.0	....	1.5	**7035439**	G03860	**45.52**	VS	OR2B	POL	7872195	
	1890-	4.0	....	1.5	**7735723**	G03935	**19.22**	VS	STFO	USL	796110	

We do not imply that any part listed is the product of these manufacturers.

All descriptions and numbers are used for reference purposes only

AGRICULTURAL SEAL KITS FOR HESSTON® EQUIPMENT

Application	S/N Range	Bore Size	Stroke	Rod Diam.	Kit Number	Our Sequence Number	Per Each	Rod Wiper	Piston Seal	Rod Seal	Cylinder Number	Remarks
4870 BALE PROCESSOR												**HESSTON 4870**
Lift Cylinder	....	3.0	....	1.25	**7036692**	G03880	**$9.95**	MC	OR2B	OR1B	796078	
30 STACKFEEDER (1973)												**HESSTON 30**
Lift Cylinder	....	2.0	....	1.25	**7035660**	G03870	**19.00**	MC	OR2B	USL	7872310	
60A (1974-80)												**HESSTON 60A**
Lift Cylinder	....	3.0	....	1.25	**7036692**	G03880	**9.95**	MC	OR2B	OR1B	7074388	
10 STACKMOVER 7476												**HESSTON 10 7476**
Lift Cylinder	....	3.0	....	1.25	**7036692**	G03880	**9.95**	MC	OR2B	OR1B	7074388	
	....	3.0	....	1.125	**737817**	G03770	**16.77**	MC	OR2B	OR1B	842377	
30, 60, 60a STACKMOVER												**HESSTON 30, 60, 60A**
Lift Cylinder	....	3.0	10.0	1.125	**737817**	G03770	**16.77**	MC	OR2B	OR1B	872267, 842377 Cross	
	....	3.0	10.0	1.25	**7036692**	G03880	**9.95**	MC	OR2B	OR1B	7072077, 7074388 Cross	
3060 STACKFORK												**HESSTON 3060**
Swing Cylinder	....	3.5	....	1.25	**7732084**	G03920	**23.98**	MC	OR2B	OR1B	7075740	
Fork Cylinder	....	3.0	10.0	1.25	**7036692**	G03880	**9.95**	MC	OR2B	OR1B	796003	
Boom Cylinder	....	3.5	....	1.25	**7732084**	G03920	**23.98**	MC	OR2B	OR1B	7075732	
Stick Cylinder	....	3.0	10.0	1.25	**7036692**	G03880	**9.95**	MC	OR2B	OR1B	7075757	
4820 BALE ACCUMULATOR												**HESSTON 4820**
Lift Cylinder	....	3.5	....	1.25	**7732084**	G03920	**23.98**	MC	OR2B	OR1B	7896079, 8842379	
4830 BIG BALE ATT., 5100 BALE MOVER												**HESSTON 4830**
Tilt Cylinder	....	3.0	....	1.25	**7036692**	G03880	**9.95**	MC	OR2B	OR1B	7074388	
5600 ROUNDER (1974-76)												**HESSTON 5600**
Lift Cylinder	....	2.5	....	1.375	**7040769**	G03915	**17.30**	MC	RTFO	OR1B	7072572	
4500 BALER												**HESSTON 4500**
Bale Thrower	....	3.5	....	1.25	**7732084**	G03920	**23.98**	MC	OR2B	OR1B	796797	
4600 BEELINE BALER												**HESSTON 4600**
Bale Thrower	....	2.0	....	1.0	**7733066**	G03925	**12.50**	VS	OR2B	USL	796102	
4800 BALER												**HESSTON 4800**
Pump Cylinder	....	1.875	....	1.5	**7035215**	G03855	**16.22**	MC	- -	POL	7042856	
Density Control	....	4.0	....	1.25	**7738917**	G03970	**16.67**	MC	OR2B	OR1B	7892136	
5200 ROUNDUP												**HESSTON 5200**
Tongue Swing	....	3.0	....	1.25	**7036692**	G03880	**9.95**	MC	OR2B	OR1B	7074388	
Bed Tilt	....	3.5	....	1.25	**7732084**	G03920	**23.98**	MC	OR2B	OR1B	796797	
5400 ROUND BALER												**HESSTON 5400**
Bale Chamber	....	3.0	....	1.25	**7036692**	G03880	**9.95**	MC	OR2B	OR1B	7074388	
5510 ROUND BALER												**HESSTON 5510**
Bale Chamber	....	2.0	....	1.125	**1701259**	G03785	**28.53**	MC	RTFO	POL	7892284	
5530 ROUND BALER												**HESSTON 5530**
Tailgate	....	2.0	....	1.0	**7733066**	G03925	**12.50**	VS	OR2B	USL	796102	
5540, 5545, 5580, 5585 ROUND BALER												**HESSTON**
	R554-3050-R448-2500	2.0	....	1.125	**1701259**	G03785	**28.53**	MC	RTFO	POL	7892284	
4830 BIG BALE LOADER, 4870 BALE PROCESSOR												**HESSTON 4830, 4870**
	....	3.0	....	1.25	**7036692**	G03880	**9.95**	MC	OR2B	OR1B	7074388, 796078	
6200 (1972), 6610 WINDROWER CONDITIONER												**HESSTON 6200, 6610**
Header Lift	....	1.875	....	1.5	**7035215**	G03855	**16.22**	MC	- -	POL	7042856	
6650, 6555, 6650, 6655 WINDROWER												**HESSTON**
Header Lift	....	2.25	....	1.875	**7030265**	G03800	**26.98**	MC	- -	POL	8843880	
310 WINDROWER CONDITIONER (1968-69)												**HESSTON 310**
Header Lift	....	2.25	....	1.875	**7030265**	G03800	**26.98**	MC	- -	POL	842435	Used
320 WINDROWER CONDITIONER (1972)												**HESSTON 320**
Header Lift	....	2.25	....	1.875	**7030265**	G03800	**26.98**	MC	- -	POL	842435	
420 (1970-74), 500 (1971-74) WINDROWER CONDITIONER												**HESSTON 420, 500**
Header Lift	....	1.875	....	1.5	**7035215**	G03855	**16.22**	MC	- -	POL	7042856	
6450, 6455 WINDROWER												**HESSTON 6450, 6455**
Header Lift (Auger) & Draper		2.25	....	1.875	**7030265**	G03800	**26.98**	MC	- -	POL	Various	
620 WINDROWER CONDITIONER (1972)												**HESSTON 620**
Header Lift	....	2.25	....	1.875	**7030265**	G03800	**26.98**	MC	- -	POL	842435	
1014 WINDROWER CONDITIONER (1974)												**HESSTON 1014**
Header Lift	....	1.875	....	1.5	**7035215**	G03855	**16.22**	MC	- -	POL	7042856	
Header Swing	....	3.0	....	1.25	**7036692**	G03880	**9.95**	MC	OR2B	OR1B	7872823	
1014 CENTER PIVOT WINDROWER												**HESSTON 1014**
Header Lift	....	1.875	....	1.5	**7035215**	G03855	**16.22**	MC	- -	POL	7042856	
Header Swing	....	3.0	....	1.25	**7038649**	G03895	**22.71**	MC	OR2B	OR1B	7072564	

We do not imply that any part listed is the product of these manufacturers.

All descriptions and numbers are used for reference purposes only.

Prices subject to change without notice. **ASK FOR QUANTITY DISCOUNT**

AGRICULTURAL SEAL KITS FOR HESSTON® EQUIPMENT

Application	S/N Range	Bore Size	Stroke	Rod Diam.	Kit Number	Our Sequence Number	Per Each	Rod Wiper	Piston Seal	Rod Seal	Cylinder Number	Remarks
6400 WINDROWER CONDITIONER (1975-78)												**HESSTON 6400**
Header Lift	....	2.375	....	2.0	**7039894**	G03910	**$19.52**	MC	- -	POL	7073943	
1010 WINDROWER CONDITIONER												**HESSTON 1010**
Header Lift	....	3.0	....	1.25	**7036692**	G03880	**9.95**	MC	OR2B	OR1B	707488	
Header Swing	....	3.0	....	1.25	**7038649**	G03895	**22.71**	MC	OR2B	OR1B	7072564	
1150 MOWER CONDITIONER												**HESSTON 1150**
Tongue Cylinder	....	3.5	....	1.25	**7732084**	G03920	**23.98**	MC	OR2B	OR1B	700704640	
PT-7, PT-10 MOWER CONDITIONER												**HESSTON PT-7, PT-10**
Header Lift	....	3.0	....	1.125	**737817**	G03770	**16.77**	MC	OR2B	OR1B	842377	
	....	3.0	....	1.25	**7036692**	G03880	**9.95**	MC	OR2B	OR1B		
21 TRI-TILL FIELD FINISHER												**HESSTON 21**
Wing Lift	-2140-00060	4.0	16.0	1.75	**BH63620**	G03730	**22.53**	MC	STFO	POL	BH25G13646	Iowa 18'9" & 21'9"
2140 TRI-TILL FIELD CULTIVATOR												**HESSTON2140**
Wing Lift 21'9"	214000001-21600060	4.0	16.0	1.75	**BH63620**	G03730	**22.53**	MC	STFO	POL	BH25G13646	Iowa
2210, 2210-3 FIELD CULTIVATOR												**HESSTON 2210**
Master Lift	....	3.5	8.0	1.25	**7736473**	G03950	**9.86**	VS	STFO	OR1B	Various	
	....	3.5	8.0	1.25	**8040016**	G03985	**21.34**	MC	STFO	OR1B	Various	
Slave Lift	....	3.25	8.0	1.25	**7736457**	G03945	**11.10**	VS	STFO	OR1B	7795610	
	....	3.25	8.0	1.25	**7738982**	G03975	**20.49**	MC	STFO	OR1B	8842494, 7896871	
Wing 10'-1/2"	....	3.5	....	1.25	**7732084**	G03920	**23.98**	MC	OR2B	OR1B	7892763	
Wing 6'-1/2"	....	3.0	....	1.25	**7036692**	G03880	**9.95**	MC	OR2B	OR1B	7892771	
Wing 13'6"	FC22-1400-	4.0	....	1.5	**7736440**	G03940	**16.49**	MC	OR2B	OR1B	7795602, 7796550	Lantex
Wing Cylinder	FC22-1400-	4.0	....	1.5	**7734148**	G03930	**19.84**	MC	OR2B	OR1B	7796550	
	FC221851-	4.0	....	1.375	**8734022**	G04015	**41.47**	MC	RTFO	USL	770702232	
	FC221851-	3.75	....	1.375	**2700259**	G03795	**44.88**	MC	RTFO	USL	700702228	
Master & Slave LIft		4.0	8.0	1.375	**8734022**	G04015	**41.47**	MC	RTFO	USL	895318	
	....	3.75	8.0	1.375	**8733834**	G04005	**23.83**	MC	RTFO	OR1B	6543532	
Slave Lift	....	3.75	8.0	1.375	**2700259**	G03795	**44.88**	MC	RTFO	USL	895300, 700702228	
	....	3.5	8.0	1.25	**8733891**	G04010	**24.34**	MC	RTFO	USL	6543540	
Master & Slave Lift		3.5	8.0	1.25	**8734105**	G04025	**32.10**	MC	RTFO	USL	895292, 700702229	
	....	3.25	8.0	1.25	**8734147**	G04030	**26.64**	MC	RTFO	USL	6543557	
Slave Lift	....	3.25	8.0	1.25	**8734261**	G04035	**35.82**	MC	RTFO	USL	895284, 700702226	
2210-5 SECTION FIELD CULTIVATOR												**HESSTON 2210-5**
Master Lift	CP23022-	3.5	10.0	1.25	**8040016**	G03985	**21.34**	MC	STFO	USL	8842536	
Slave Lift	CP23022-	3.25	10.0	1.25	**7738982**	G03975	**20.49**	MC	STFO	OR1B	8842528	
Slave Lift	....	3.0	10.0	1.25	**804008**	G03980	**19.85**	MC	STFO	OR1B	8842510	
Wing Cylinder	....	3.5	....	1.25	**7732084**	G03920	**23.98**	MC	OR2B	OR1B	7892783	
	....	3.0	....	1.25	**7036692**	G03880	**9.95**	MC	OR2B	OR1B	7892771	
2240 FIELD CULTIVATOR												**HESSTON 2240**
Wing Lift	....	3.0	....	1.25	**7038649**	G03895	**22.71**	MC	OR2B	OR1B	7072564	
	....	3.5	8.0	1.25	**8734105**	G04025	**32.10**	MC	RTFO	USL	895292	
	....	3.25	8.0	1.25	**8734261**	G04035	**35.82**	MC	RTFO	USL	895284	
	....	3.0	....	1.25	**700700106**	G04050	**34.68**	MC	RTFO	USL	1714427	
	....	2.75	....	1.125	**700700098**	G04045	**33.36**	MC	RTFO	USL	1714435	
2310 CHISEL PLOW												**HESSTON 2310**
Wing Fold	....	4.0	....	1.5	**7736440**	G03940	**16.49**	MC	OR2B	OR1B	7795602, 7796550	
	....	4.0	....	1.5	**7734148**	G03930	**19.84**	MC	OR2B	OR1B	7796550	
	....	3.5	....	1.25	**7732084**	G03920	**23.98**	MC	OR2B	OR1B	7892763	
	....	3.0	....	1.25	**7036692**	G03880	**9.95**	MC	OR2B	OR1B	7892771	
Master Lift	....	3.5	8.0	1.25	**7736473**	G03950	**9.86**	VS	STFO	OR1B	7892688	
	....	3.5	10.0	1.25	**8040016**	G03985	**21.34**	MC	STFO	USL	8842536	
Slave Lift	....	3.25	8.0	1.25	**7736457**	G03945	**11.10**	VS	STFO	OR1B	7892896	
2310 RIGID CHISEL PLOW												**HESSTON 2310**
Master Lift	CP230201	3.5	8.0	1.25	**7736473**	G03950	**9.86**	VS	STFO	OR1B	Various	
	....	3.5	8.0	1.25	**8040016**	G03985	**21.34**	MC	STFO	OR1B	Various	
	CP230227-	3.5	10.0	1.25	**8040016**	G03985	**21.34**	MC	STFO	OR1B	8842536	
	51344-LSA-	3.5	8.0	1.25	**8734105**	G04025	**32.10**	MC	RTFO	USL	895292	
	51304-LEA-	3.0	10.0	1.25	**700700106**	G04050	**34.68**	MC	RTFO	USL	895219	
Slave Lift	CP230201	3.25	8.0	1.25	**7736457**	G03945	**11.10**	VS	STFO	OR1B	Various	
	-CP230563	3.25	10.0	1.25	**7738982**	G03975	**20.49**	MC	STFO	OR1B	8842528	
	-51324-LSA	3.25	8.0	1.25	**8734261**	G04035	**35.82**	MC	RTFO	USL	895284, 896227	
2340 CHISEL PLOW												**HESSTON 2340**
Wing Lift	....	3.0	16.0	1.25	**7038649**	G03895	**22.71**	MC	OR2B	OR1B	7072564	
Master Lift	....	3.75	10.0	1.375	**2700259**	G03795	**44.88**	MC	RTFO	USL	895243	
Slave Lift	....	3.25	10.0	1.25	**8734261**	G04035	**35.82**	MC	RTFO	USL	895227	
	....	3.0	10.0	1.25	**700700106**	G04050	**34.68**	MC	RTFO	USL	896219	
2410 DISC HARROW												**HESSTON 2410**
Rockershaft Lift	....	4.0	....	1.375	**8040123**	G03990	**11.44**	MC	STFO	OR1B	8842635	
Outer Gang Lift	....	3.5	....	1.25	**8040016**	G03985	**21.34**	MC	STFO	OR1B	8842536	
2440 DISC HARROW												**HESSTON 2440**
Wing & Frame Lift		3.5	16.0	1.5	**BH1440197**	G03780	**11.20**	MC	OR2B	OR1B	BH1440286	
ADDITIONAL SEAL KITS												**HESSTON**
Universal Kit	....	3.5	....	1.25&1.5	**60393**	G00750	**31.08**	Various - Check Breakdown				

We do not imply that any part listed is the product of these manufacturers.

All descriptions and numbers are used for reference purposes only.

AGRICULTURAL SEAL KITS FOR HESSTON® EQUIPMENT

Application	S/N Range	Bore Size	Stroke	Rod Diam.	Kit Number	Our Sequence Number	Per Each	Rod Wiper	Piston Seal	Rod Seal	Cylinder Number	Remarks
2540 CUTTER CHISEL												**HESSTON 2540**
Lift Cylinder	....	3.0	....	1.25	**700700106**	G04050	**$34.68**	MC	RTFO	USL	1714427, 700700723	
Master Lift	....	3.25	12.0	1.25	**8734261**	G04035	**35.82**	MC	RTFO	USL	700700721	
Slave Lift	....	3.75	12.0	1.375	8734089	**G04020**	**46.65**	MC	STFO	USL	700701224	

AGRICULTURAL SEAL KITS FOR INTERNATIONAL HARVESTER® EQUIPMENT

Application	S/N Range	Bore Size	Stroke	Rod Diam.	Kit Number	Our Sequence Number	Per Each	Rod Wiper	Piston Seal	Rod Seal	Cylinder Number	Remarks
2400, 241 BIGROLL BALER												**HARVESTER 2400, 241**
	....	2.0	18.875	1.5	**386685R91**	G04960	**$17.80**	MC	OR1B	OR1B	392743R92	
10, 11, 15, 20, 30, 40, 50 BLADE												**HARVESTER**
	....	3.5	8.0	1.25	**547725R91**	G05110	**49.13**	VS	OR2B	OR1B	1272147C91, 140683C94	
C72, 2C72, 72, 200, 300 LEVELING AND GRADE BLADES												**HARVESTER**
	....	2.5	8.0	1.125	**363137R94**	G04950	**28.10**	VS	OR2B	OR1B	145353C91, 3600994R94	
510 BLADE												**HARVESTER 510**
	....	2.5	18.7	1.5	**471270R95**	G05070	**29.02**	MC	STFO	OR1B	386881R91	
21, 22 BEET TOPPER, 22, 23, 24, 25, 32, 33 BEET HARVESTER												**HARVESTER**
	....	2.5	8.0	1.125	**363137R94**	G04950	**28.10**	VS	OR2B	OR1B	145353C91, 371291R97	
91, 93, 105 COMBINE												**HARVESTER 91, 93, 105**
	....	1.875	15.0	1.5	**474845R91**	G05080	**4.71**	MC	OR1B	- -	610778R92	
615, 715 COMBINE												**HARVESTER 615, 715**
	23001-	1.75	9.0	.6875	**397688R91**	G05035	**16.40**	MC	OR1B	OR1B	397689R91	
715 COMBINE												**HARVESTER 715**
Header Lift	23001-	1.5	9.375	1.125	**547388R94**	G05100	**24.25**	MC	RTFO	POL	547358R92	
315, 403 COMBINE												**HARVESTER 315, 403**
	23001-	1.75	9.0	.6875	**397688R91**	G05035	**16.40**	MC	OR1B	OR1B	397689R91	
815 COMBINE												**HARVESTER 815**
	8000-	1.25	15.0	.75	**62240C91**	G04710	**24.03**	MC	RTFO	OR1B	108993C92	
Header Lift	....	2.625	24.5	2.25	**545715R91**	G050985	**15.26**	- -	- -	- -	545705R91	Seals Only
815, 915												**HARVESTER 815, 915**
	-8000	2.0	9.0	.875	**548357R91**	G05120	**28.05**	MC	STFO	OR1B	548247R91	
915 COMBINE												**HARVESTER 915**
Header Lift	....	2.625	24.5	2.25	**545715R91**	G050985	**15.26**	- -	- -	- -	545705R91	Seals Only
P/S Cylinder	....	2.0	9.0	.875	**548357R91**	G05120	**28.05**	MC	STFO	OR1B	548247R91	
1420, 1440 COMBINE												**HARVESTER 1420, 1440**
Auger Cylinder	....	1.25	15.0	.75	**62240C91**	G04710	**24.03**	MC	RTFO	OR1B	113960C92	
1460, 1480 COMBINE												**HARVESTER 1460, 1480**
P/S Cylinder	....	2.0	9.0	.875	**548357R91**	G05120	**28.05**	MC	STFO	OR1B	548247R91	w/o power guide wheels
1440, 1460, 1480 COMBINE												**HARVESTER 1440, 1460, 1480**
	....	1.25	15.0	.75	**62240C91**	G04710	**24.03**	MC	RTFO	OR1B	113960C92	
1420, 1482 (PULLTYPE) COMBINE												**HARVESTER 1420, 1482**
	....	1.25	15.0	.75	**62240C91**	G04710	**24.03**	MC	RTFO	OR1B	113960C92	
	....	2.625	24.5	2.25	**545715R91**	G050985	**15.26**	- -	- -	- -	127779C93	
1470 (HILLSIDE) COMBINE												**HARVESTER 1470**
	....	1.25	15.0	.75	**62240C91**	G04710	**24.03**	MC	RTFO	OR1B	113960C92	
	....	5.0	15.25	2.0	**1304224C3**	G05430	**68.33**	VS	OR1B	POL	1304219C92	
1420, 1440, 1460 COMBINE												**HARVESTER 1420, 1440, 1460**
	....	2.0	9.0	.875	**548357C91**	G05120	**28.05**	MC	STFO	OR1B	548247R91	
1440, 1460, 1482 (PULLTYPE) COMBINE												**HARVESTER 1440, 1460, 1482**
	....	2.625	24.5	2.25	**545715R91**	G050985	**15.26**	- -	- -	- -	127779C93	
1482 (PULLTYPE) COMBINE												**HARVESTER 1482**
	....	1.5	9.375	1.125	**547388R94**	G05100	**24.25**	MC	RTFO	POL	547358R92	
20, 21, 22, 85, 90, 91 COTTON HARVESTER												**HARVESTER**
	....	2.0	18.875	1.125	**386685R91**	G04960	**17.80**	MC	OR1B	OR1B	669523R93	
95 COTTON HARVESTER (SELF-PROPELLED)												**HARVESTER 95**
	....	2.0	9.0	.875	**548357R91**	G05120	**28.05**	MC	STFO	OR1B	548247R91	
	....	2.0	18.875	1.125	**386685R91**	G04960	**17.80**	MC	OR1B	OR1B	59897C92	
	....	3.5	12.0	1.75	**387881R92**	G05010	**39.22**	MC	STFO	OR1B	59898C92	
782, 1400 COTTON HARVESTER												**HARVESTER 782, 1400**
	....	2.5	18.875	1.25	**79975C1**	G04825	**23.91**	MC	STFO	POL	1272487C91, 145499C93	
1400 COTTON HARVESTER												**HARVESTER 1400**
	....	2.0	9.0	1.0	**149844C1**	G04910	**17.08**	MC	STFO	OR	149812C91	
314, 320, 320-H, 500, 501, 502, 502-H COTTON PICKER												**HARVESTER**
	....	2.0	18.875	1.125	**386685R91**	G04960	**17.80**	MC	OR1B	OR1B	Various	

We do not imply that any part listed is the product of these manufacturers.

All descriptions and numbers are used for reference purposes only

Prices subject to change without notice. **ASK FOR QUANTITY DISCOUNT**

AGRICULTURAL SEAL KITS FOR INTERNATIONAL HARVESTER® EQUIPMENT

Application	S/N Range	Bore Size	Stroke	Rod Diam.	Kit Number	Our Sequence Number	Per Each	Rod Wiper	Piston Seal	Rod Seal	Cylinder Number	Remarks
616, 622 COTTON PICKER												**HARVESTER 616, 622**
	....	3.5	12.0	1.75	**387881R92**	G05010	**$39.22**	MC	STFO	OR1B	396658R92	
65, 68, 261, 266, 268, 461, 465A, 466, 468 CULTIVATOR												**HARVESTER**
	....	2.5	8.0	1.125	**363137R94**	G04950	**28.10**	VS	OR2B	OR1B	Various	
78 CULTIVATOR												**HARVESTER 78**
	....	3.5	8.0	1.5	**527324R92**	G05085	**72.04**	MC	OR2B	POL	1252129C1, 403842R94	
133 CULTIVATOR												**HARVESTER 133**
	....	3.875	12.0	1.25	**63498C91**	G04725	**58.40**	VS	OR2B	OR1B	113978C93	
183 CULTIVATOR												**HARVESTER 183**
	....	3.5	16.0	1.5	**79978C1**	G04835	**25.99**	MC	STFO	POL	128636C91, 149864C93	
365 CULTIVATOR												**HARVESTER 365**
	....	3.0	8.0	1.25	**79976C1**	G04830	**21.52**	MC	STFO	POL	1272146C91, 145210C92	
	....	3.5	8.0	1.25	**547725R91**	G05110	**49.13**	VS	OR2B	OR1B	1272147C91, 140683C94	
	....	4.0	8.0	1.375	**80117C1**	**- - - - - -**	**....**	MC	STFO	POL	85031C91	
4800 FIELD CULTIVATOR												**HARVESTER 4800**
Lift Cylinder	....	3.5		1.25	**84919C2**	G05298	**31.17**	MC	STFO	POL		
80, 656, 661, 662, 665A, 667, 669, 1269, 34HM-656 CULTIVATOR HARVESTER												
	....	2.5	8.0	1.125	**363137R94**	G04950	**28.10**	VS	OR2B	OR1B	Various	
	....	3.0	4.0	1.125	**386687R93**	G04965	**29.27**	MC	OR2B	OR1B	Various	
55 TRAIL BEHIND, TRAIL BEHIND DUPLEXED CHISEL PLOW HARVESTER 55												
	....	3.5	8.0	1.25	**547725R91**	G05110	**49.13**	VS	OR2B	OR1B	140683C94, 61105C91	
55 WING TYPE CHISEL PLOW												**HARVESTER 55**
	....	3.5	12.0	1.75	**387881R92**	G05010	**39.22**	MC	STFO	OR1B	387351R93	
	....	2.5	33.75	1.5	**63578C91**	G04735	**27.65**	MC	STFO	POL	384474R94	
55, 5500 SINGLE WING, WING TYPE CHISEL PLOW												**HARVESTER 55, 5500**
	....	3.75	8.0	1.375	**812300C91**	G05205	**22.30**	MC	RTFO	OR1B	1282328C91	
55, 5500 CHISEL PLOW												**HARVESTER 55, 5500**
	....	4.25	8.0	1.5	**812030C91**	G05190	**37.81**	MC	RTFO	OR1B	813526C91	
5500 CHISEL PLOW												**HARVESTER 5500**
	....	3.5	8.0	1.25	**547725R91**	G05110	**49.13**	VS	OR2B	OR1B	140683C94, 61105C91	
	....	3.5	8.0	1.25	**811510C91**	G05180	**10.13**	VS	STFO	OR1B	145428C92	
	....	4.0	8.0	1.375	**80117C1**	**- - - - -**	**....**	MC	STFO	POL	1272485C91, 149949C91	
45 VIBRA SHANK												**HARVESTER 45**
	....	2.5	33.75	1.5	**63578C91**	G04735	**27.65**	MC	STFO	POL	384474R94	
	....	3.0	48.0	1.25	**812173C1**	G05195	**22.71**	MC	OR2B	OR1B	811677C91, 1285958C91	
45, 4500 VIBRA SHANK												**HARVESTER 45, 4500**
	....	3.5	8.0	1.25	**547725R91**	G05110	**49.13**	VS	OR2B	OR1B	61105C91, 140683C94	
	....	3.0	34.0	1.25	**810107C91**	G05155	**11.81**	MC	OR2B	OR1B	813243C91, 813245C91	
	....	3.0	34.0	1.25	**811821C91**	G05185	**15.50**	MC	OR2B	OR1B	813245C91	
	....	3.25	8.0	1.25	**812723C1**	G05235	**24.95**	MC	STFO	OR1B	812367C91, 1282322C91	
	....	3.5	8.0	1.25	**813108C1**	G05245	**34.62**	MC	RTFO	OR1B	812368C91	
4500 VIBRA SHANK												**HARVESTER 4500**
	....	2.5	8.0	1.125	**363137R94**	G04950	**28.10**	VS	OR2B	OR1B	145353C91, 371291R97	
	....	3.0	4.0	1.125	**386687R93**	G04965	**29.27**	MC	OR2B	OR	1272146C91, 381854R94	
45, 4500, 645 VIBRA SHANK												**HARVESTER 45, 4500, 645**
	....	3.5	8.0	1.5	**527324R92**	G05085	**72.04**	MC	OR2B	POL	1252129C1, 403842R94	
	....	3.25	8.0	1.25	**812653C1**	G05220	**22.91**	MC	OR2B	OR1B	812267C91, 812736C91	
645 VIBRA SHANK, 645 VIBRA CHISEL 31-1/2" WING TYPE HARVESTER 645												
	....	3.25	8.0	1.25	**812723C1**	G05235	**24.95**	MC	STFO	OR1B	1282322C91, 812367C91	
645 VIBRA CHISEL												**HARVESTER 645**
	....	3.5	8.0	1.25	**547725R91**	G05110	**49.13**	VS	OR2B	OR1B	140683C94, 61105C91	
	....	3.5	8.0	1.25	**813108C1**	G05245	**34.62**	MC	RTFO	OR1B	812368C91	
	....	2.5	8.0	1.125	**363137R94**	G04950	**28.10**	VS	OR2B	OR1B	145353C91, 371291R97	
300, 310 DISCALL												**HARVESTER 300, 310**
	....	3.5	8.0	1.25	**547725R91**	G05110	**49.13**	VS	OR2B	OR1B	140683C94, 61105C91	
810, 820 HEADER												**HARVESTER 810, 820**
	....	1.5	9.375	1.125	**547388R94**	G05100	**24.25**	MC	RTFO	POL	547358R92	
7100 SHOVEL PRESS WHEEL DRILL, 7200 STUBBED & MULCH PRESS WHEEL DRILL												**HARVESTER**
	....	2.5	8.0	1.125	**363137R94**	G04950	**28.10**	VS	OR2B	OR1B	145353C91, 371291R97	
1501 FARM LOADER												**HARVESTER 1501**
Bucket	....	2.5	11.906	1.25	**675828R91**	G05140	**24.00**	MC	RTFO	OR1B	USA Tractors MF35, MF50 424, 444	
Lift	....	1.875	25.5	1.5	**474845R91**	G05080	**4.71**	MC	OR1B	- -	USA Tractors MF35, MF50	
2000, 2001, 2050, 2050A FARM LOADER												**HARVESTER**
Lift	63-	2.5	....	1.5	**471270R95**	G05070	**29.02**	MC	STFO	OR1B		Dbl. Act.

We do not imply that any part listed is the product of these manufacturers.

All descriptions and numbers are used for reference purposes only

AGRICULTURAL SEAL KITS FOR INTERNATIONAL HARVESTER® EQUIPMENT

Application	S/N Range	Bore Size	Stroke	Rod Diam.	Kit Number	Our Sequence Number	Per Each	Rod Wiper	Piston Seal	Rod Seal	Cylinder Number	Remarks
3000, 3040 FARM LOADER												**HARVESTER 3000, 3040**
Lift, Bucket, Grapple		2.5	9.6	1.5	**471270R95**	G05070	**$23.17**	MC	STFO	OR1B		
3040A FARM LOADER												**HARVESTER 3040A**
Lift & Bucket	....	3.0	6.183	2.0	**391905R93**	G05030	**25.27**	MC	STFO	OR1B		
7, 8, 10 FLAIL CHOPPER												**HARVESTER 7, 8, 10**
	....	2.5	8.0	1.125	**363137R94**	G04950	**33.42**	VS	OR2B	OR1B	Various	
555, 650 FORAGE HARVESTER												**HARVESTER 555, 650**
	....	3.0	4.0	1.125	**386687R93**	G04965	**32.82**	MC	OR2B	OR	1272146C91, 381854R94	
720, 781, 830, 881 FORAGE HARVESTER, 510, 5100 ENDWHEELHARVESTER												
	....	2.5	8.0	1.125	**363137R94**	G04950	**33.42**	VS	OR2B	OR1B	145353C91, 371291R97	
K6, K6 K6 14x6 PRESS GRAIN DRILL												**HARVESTER K6, K7**
	....	3.5	16.0	1.5	**548392R92**	G05125	**43.64**	MC	OR2B	OR1B	60200C91	
350, 370, 470, 475, 760, 770 HARROW												**HARVESTER**
	....	3.5	8.0	1.25	**547725R91**	G05110	**49.17**	VS	OR2B	OR1B	Various	
7, 9, 401 HARROW												**HARVESTER 7, 9, 401**
	....	2.5	8.0	1.125	**363137R94**	G04950	**33.42**	VS	OR2B	OR1B	Various	
475 HARROW												**HARVESTER 475**
	....	3.0	8.0	1.25	**79976C1**	G04830	**14.96**	MC	STFO	POL	1255248C92, 1282321C91	
	....	3.0	12.0	1.125	**386687R93**	G04965	**32.82**	MC	OR2B	OR	1255248C91, 62125C91	
485, 780 HARROW												**HARVESTER 485, 780**
	....	3.5	12.0	1.75	**387881R92**	G05010	**36.85**	MC	STFO	OR1B	387351R93	
496, 596 DISC HARROW												**HARVESTER 496, 596**
	....	5.0	16.0	2.0	**76980C1**	G04765	**24.87**	VS	OR2B	OR1B	145436C92, 84993C91	
490, 770 HARROW												**HARVESTER 490, 770**
	....	3.5	....	1.75	**387881R92**	G05010	**36.85**	MC	STFO	OR1B	1252129C1	
485, 490, 770 HARROW												**HARVESTER 485, 490, 770**
	....	3.5	16.0	1.5	**548392R92**	G05125	**43.64**	MC	OR2B	OR1B	61107C92	
475, 760, 770 HARROW												**HARVESTER 475, 760, 770**
	....	4.0	8.0	1.25	**548023R92**	G05115	**36.61**	VS	OR1B	OR1B	64412C91	
485, 770, 780 HARROW												**HARVESTER 485, 770, 780**
	....	3.5	16.0	1.5	**79155C1**	G04800	**12.04**	VS	OR2B	OR1B	145433C91	
485, 770 HARROW												**HARVESTER 485, 770**
	....	3.5	16.0	1.5	**79978C1**	G04835	**20.02**	MC	STFO	POL	1282325C91	
780 HARROW												**HARVESTER 780**
	....	5.0	16.0	2.0	**76980C1**	G04765	**24.87**	VS	OR2B	OR1B	84993C91	
	....	4.0	16.0	1.5	**79151C1**	G04795	**18.16**	VS	OR2B	OR1B	145435C91	
	....	5.0	16.0	2.0	**76980C1**	G04765	**24.87**	VS	OR2B	OR1B	145436C92	
480 DISC HARROW												**HARVESTER 480**
	....	3.5	16.0	1.5	**548392R92**	G05125	**43.64**	MC	OR2B	OR1B	61107C92	
	....	3.5	....	1.75	**387881R92**	G05010	**36.85**	MC	STFO	OR1B	12521291	
496 DISC HARROW												**HARVESTER 496**
	....	3.5	16.0	1.5	**79155C1**	G04800	**12.04**	VS	OR2B	OR1B	145433C91	
	....	5.0	8.0	1.75	**76981C1**	G04770	**24.76**	VS	OR2B	OR1B	224663C92, 84997C91	
	....	3.5	8.0	1.25	**547725R91**	G05110	**49.17**	VS	OR2B	OR1B	1272147C91, 140683C94	
	....	3.5	8.0	1.25	**131681C91**	G04895	**7.94**	VS	STFO	OR1B	139472C91	
	....	3.5	16.0	1.5	**77755C91**	G04775	**10.13**	VS	STFO	OR1B	1282327C91, 139473C92	
	....	4.0	16.0	1.5	**79151C1**	G04795	**18.16**	VS	OR2B	OR1B	145435C91	
501 DISC HARROW												**HARVESTER 501**
	....	3.5	....	1.75	**387881R92**	G05010	**36.85**	MC	STFO	OR1B	1252129C1	
	....	3.5	16.0	1.5	**79978C1**	G04835	**20.02**	MC	STFO	POL	12552459C2, 128235C91	
	....	3.5	16.0	1.5	**79155C1**	G04800	**12.04**	VS	OR2B	OR1B	145433C91	
596 DISC HARROW												**HARVESTER 596**
	....	3.5	16.0	1.5	**77755C91**	G04775	**10.13**	VS	STFO	OR1B	1282327C91, 139474C92 139473C92	
	....	4.0	16.0	1.5	**79151C1**	G04795	**18.16**	VS	OR2B	OR1B	145435C91	
	....	3.5	16.0	1.5	**79978C1**	G04835	**20.02**	MC	STFO	POL	1282326C91, 1282327C91	
352 SPRING TOOTH HARROW												**HARVESTER 352**
	....	3.5	8.0	1.25	**547725R91**	G05110	**49.17**	VS	OR2B	OR1B	127147C91, 140683C94	
	....	4.0	8.0	1.25	**548023R92**	G05115	**36.61**	VS	OR1B	OR1B	145211C93	
33, 34 HAY CONDITIONER												**HARVESTER 33, 34**
	....	2.5	8.0	1.125	**363137R94**	G04950	**33.42**	VS	OR2B	OR1B	371291R97, 145353C91	
92 CYCLO LISTER												**HARVESTER 92**
	....	3.0	4.0	1.125	**386687R93**	G04965	**32.82**	MC	OR2B	OR	530259R92	
LISTERS, MIDDLE BUSTERS, TOOL BARS												**HARVESTER**
	....	2.5	8.0	1.125	**363137R94**	G04950	**33.42**	VS	OR2B	OR1B	145353C91, 360994R94	
530, 540, 550, 555 MANURE SPREADER												**HARVESTER**
	....	3.5	8.0	1.25	**547725R91**	G05110	**49.17**	VS	OR2B	OR1B	1272147C91, 140683C94	

AGRICULTURAL SEAL KITS FOR INTERNATIONAL HARVESTER® EQUIPMENT

Application	S/N Range	Bore Size	Stroke	Rod Diam.	Kit Number	Our Sequence Number	Per Each	Rod Wiper	Piston Seal	Rod Seal	Cylinder Number	Remarks
31, 32 MOWER, 6, 40 SHREDDER MOWER												**HARVESTER**
	....	2.5	8.0	1.125	**363137R94**	G04950	**$28.10**	VS	OR2B	OR1B	145353C91, 360994R94	
1190 MOWER CONDITIONER												**HARVESTER 1190**
	....	3.0	8.0	1.25	**79976C1**	G04830	**21.52**	MC	STFO	POL	1272146C91	
	....	3.0	4.0	1.125	**386687R93**	G04965	**29.27**	MC	OR2B	OR	1272146C91, 381854R94	
4166, 4186 MOWER CONDITIONER												**HARVESTER 4166, 4186**
	....	3.0	4.0	1.125	**386687R93**	G04965	**29.27**	MC	OR2B	OR	381854R94, 1272146C91	
800 PLANTER												**HARVESTER 800**
	....	2.0	8.06	1.25	**79974C1**	G04820	**19.63**	MC	STFO	POL	1272484C91	
	....	2.5	18.875	1.25	**79975C1**	G04825	**23.91**	MC	STFO	POL	1272402C91	
	....	3.875	12.0	1.25	**63498C91**	G04725	**58.40**	VS	OR2B	OR1B	113978C93	
	....	4.0	16.0	1.5	**79151C1**	G04795	**19.22**	VS	OR2B	OR1B	1252264C92	
400 CYCLO PLANTER												**HARVESTER 400**
	....	3.0	4.0	1.125	**386687R93**	G04965	**29.27**	MC	OR2B	OR	1272146C91, 381854R94	
500 CYCLO PLANTER FOLD WING												**HARVESTER 500**
	....	3.875	12.0	1.25	**63498C91**	G04725	**58.40**	VS	OR2B	OR1B	113978C93	
54, 56, 58, 66, 249, 250, 400, 449, 450, 455, 456, 466, 649, 650, 658, 800 PLANTER												**HARVESTER**
	....	2.5	8.0	1.125	**363137R94**	G04950	**28.10**	VS	OR2B	OR1B	145353C91, 371291R97	
486, 488, 489, 686, 688, 689 PLANTER												**HARVESTER**
	....	3.5	8.0	1.125	**363138R94**	G04955	**66.39**	VS	OR2B	OR1B	371208R93	
PLATFORM CARRIERS												**HARVESTER**
	....	3.5	8.0	1.25	**547725R91**	G05110	**49.13**	VS	OR2B	OR1B	1272147C91, 140683C94	
210, 214, 312, 314, 412, 512, 540, 550, 560, 620, 635, 710 PLOW HARVESTER												
	....	2.5	8.0	1.125	**363137R94**	G04950	**28.10**	VS	OR2B	OR1B	Various	
60, 6000 CONSER-TILL PLOW												**HARVESTER 60, 6000**
	....	3.25	8.0	1.25	**812723C1**	G05235	**24.95**	MC	STFO	OR1B	812367C91	
	....	3.5	8.0	1.25	**547725R91**	G05110	**49.13**	VS	OR2B	OR1B	61105C91	
	....	3.5	8.0	1.25	**813108C1**	G05245	**34.62**	MC	RTFO	OR1B	812368C91	
125, 145 TWO-WAY MOLDBOARD												**HARVESTER 125, 145**
	....	3.0	4.0	1.125	**386687R93**	G04965	**29.27**	MC	OR2B	OR	112564C94	
165 TWO-WAY MOLDBOARD												**HARVESTER 165**
	....	3.5	12.0	1.75	**387881R92**	G05010	**39.22**	MC	STFO	OR1B	403900R93	
60, 60L, 70, 70L MOLDBOARD PLOW												**HARVESTER 60, 60L, 70, 70L**
	....	3.5	8.0	1.125	**363138R94**	G04955	**66.39**	VS	OR2B	OR1B	1263474C91, 360997R95	
210 MOLDBOARD PLOW												**HARVESTER 210**
	....	2.5	8.0	1.125	**363137R94**	G04950	**28.10**	VS	OR2B	OR1B	145353C91, 360994R94	
140, 510, 535, 540, 550, 560, 710 MOLDBOARD PLOW												**HARVESTER**
	....	3.0	4.0	1.125	**386687R93**	G04965	**29.27**	MC	OR2B	OR	381853R94, 1272146C91	
735 VARI WIDTH PLOW												**HARVESTER 735**
	....	3.0	4.0	1.125	**386687R93**	G04965	**29.27**	MC	OR2B	OR	381854R94	
	....	3.0	8.0	1.25	**79976C1**	G04830	**21.52**	MC	STFO	POL	145210C92	
	....	3.5	8.0	1.25	**131681C91**	G04895	**8.38**	VS	STFO	OR1B	122971C91	
8, 30 RAKE												**HARVESTER 8, 30**
	....	2.5	8.0	1.125	**363137R94**	G04950	**28.10**	VS	OR2B	OR1B	145353C91, 371291R97	
211 ROTARY CUTTER												**HARVESTER 211**
	....	3.0	4.0	1.125	**386687R93**	G04965	**29.27**	MC	OR2B	OR	381854R94	
	....	2.5	8.0	1.125	**363137R94**	G04950	**28.10**	VS	OR2B	OR1B	145353C91, 371291R97	
310, 311, 410, 411, 510, HRB-1, HRB-504 ROTARY CUTTER HARVESTER												
	....	2.5	8.0	1.125	**363137R94**	G04950	**28.10**	VS	OR2B	OR1B	145353C91, 371291R97	
415 ROLLER MULCHER												**HARVESTER 415**
	....	3.0	8.0	1.25	**79976C1**	G04830	**21.52**	MC	STFO	POL	145210C92, 1272146C91	
	....	3.5	16.0	1.5	**79978C1**	G04835	**25.99**	MC	STFO	POL	1255043C91	
315 PACKER MULCHER												**HARVESTER 315**
	....	4.0	8.0	1.25	**548023R92**	G05115	**37.29**	VS	OR1B	OR1B	145211C93	
468 SEED BED CONDITIONER												**HARVESTER 468**
	....	3.5	8.0	1.25	**547725R91**	G05110	**49.13**	VS	OR2B	OR1B	140683C94, 1272147C91	
	....	4.0	8.0	1.25	**548023R92**	G05115	**37.29**	VS	OR1B	OR1B	520175R1	
70, 80 SNOW BLOWER												**HARVESTER 70, 80**
	....	2.5	8.0	1.125	**363137R94**	G04950	**28.10**	VS	OR2B	OR1B	145353C91, 371291R97	
INT. TOOL BARS, CARRIERS, AND ATTACHMENTS												**HARVESTER**
	....	2.5	8.0	1.125	**363137R94**	G04950	**28.10**	VS	OR2B	OR1B	145353C91, 371291R97	
82 TOOL BARS												**HARVESTER 82**
	....	3.0	4.0	1.125	**386687R93**	G04965	**29.27**	MC	OR2B	OR	530259R92	
TOOL BARS, CARRIERS, AND ATTACHMENTS												**HARVESTER**
	....	3.875	12.0	1.25	**63498C91**	G04725	**58.40**	VS	OR2B	OR1B	113978C93	

We do not imply that any part listed is the product of these manufacturers.

All descriptions and numbers are used for reference purposes only.

AGRICULTURAL SEAL KITS FOR INTERNATIONAL HARVESTER® EQUIPMENT

Application	S/N Range	Bore Size	Stroke	Rod Diam.	Kit Number	Our Sequence Number	Per Each	Rod Wiper	Piston Seal	Rod Seal	Cylinder Number	Remarks
25 TRACTOR												**HARVESTER 25**
	....	3.5	12.0	1.75	**387881R92**	G05010	**$39.22**	MC	STFO	OR1B	387351R93	
100, 130, 140, 200, 230, 240 TRACTOR												**HARVESTER**
	....	2.5	8.0	1.125	**363137R94**	G04950	**28.10**	VS	OR2B	OR1B	Various	
330, 340, 460, 560, 660 TRACTOR												**HARVESTER**
	....	3.5	8.0	1.125	**363138R94**	G04955	**66.39**	VS	OR2B	OR1B	371208R93	
385 TRACTOR												**HARVESTER 385**
	....	2.5	4.5	1.0	**55355C91**	G04700	**23.52**	VS	STFO	OR1B	549667R92	
454, 2400 (SERIES A) TRACTOR												**HARVESTER 454, 2400**
	....	2.5	19.5	1.5	**63578C91**	G04735	**27.65**	MC	STFO	POL	544719R93	
3388, 3588, 3788, 6388, 6588, 6788 TRACTOR												**HARVESTER**
	....	3.0	7.08	1.5	**72843C91**	G04750	**40.27**	MC	STFO	POL	Various	
4166, 4186 TRACTOR												**HARVESTER 4166, 4186**
	....	3.5	8.0	1.75	**387881R92**	G05010	**39.22**	MC	STFO	OR1B	403188R92	
4366, 4386, 4568, 4586, 4786 TRACTOR												**HARVESTER**
	....	5.0	3.125	2.0	**71803C1**	G04745	**37.21**	MC	STFO	OR2B	71800C92	
	....	3.0	6.11	1.5	**72843C91**	G04750	**40.27**	MC	STFO	POL	113837C91	
200 WINDROWER												**HARVESTER 200**
	....	2.5	8.0	1.125	**363137R94**	G04950	**28.10**	VS	OR2B	OR1B	145353C91, 371291R97	
275, 375 WINDROWER												**HARVESTER 275, 375**
	....	1.5	9.375	1.125	**547388R94**	G05100	**24.25**	MC	RTFO	POL	549956R91	
ADDITIONAL SEAL KITS												**HARVESTER**
	....	1.875	15.0	1.5	**474845R91**	G05080	**4.71**	MC	OR1B	- -	675694R91	
	....	2.0	8.06	1.25	**79974C1**	G04820	**19.63**	MC	STFO	POL	145208C93, 1282202C91	
	....	2.0	18.875	1.125	**386685R91**	G04960	**17.80**	MC	OR1B	OR1B	Various	
	....	2.5	19.5	1.5	**63578C91**	G04735	**27.65**	MC	STFO	POL	Various	
	....	2.5	18.875	1.25	**79975C1**	G04825	**23.91**	MC	STFO	POL	1282203C91	
	....	2.5	11.906	1.25	**675828R91**	G05140	**24.00**	MC	RTFO	OR1B	675695R91	
	....	2.5	18.7	1.5	**471270R95**	G05070	**29.02**	MC	STFO	OR1B	385684R91	
	....	2.625	24.5	2.25	**545715R91**	G050985	**15.26**	- -	- -	- -	545705R92	
	....	3.0	6.813	2.0	**391905R93**	G05030	**25.38**	MC	STFO	OR1B	529789R91	
	....	3.0	4.0	1.125	**386687R93**	G04965	**29.27**	MC	OR2B	OR	Various	
	....	3.0	8.0	1.25	**79976C1**	G04830	**21.52**	MC	STFO	POL	Various	
	....	3.0	14.125	1.5	**406491R91**	G05050	**20.00**	MC	STFO	OR1B	Various	
	....	3.5	8.0	1.125	**363138R94**	G04955	**66.39**	VS	OR2B	OR1B	371292R95	
	....	3.5	....	2.25	**63581C91**	G04736	**40.63**	MC	RTFO	USL		
	....	4.0	16.0	1.25	**844057C91**	G05290	**15.48**	MC	OR	OR	Various	
	....	4.0	8.0	1.375	**80117C1**	**- - - - -**	**....**	MC	STFO	POL	Various	
	....	4.0	16.0	1.75	**80557C1**	G04880	**21.63**	MC	STFO	POL	1282208C92	
	....	4.0	39.5	2.25	**63577C91**	G04730	**39.83**	MC	RTFO	POL	385620R94	
	....	5.0	8.0	1.75	**76981C1**	G04770	**24.76**	VS	OR2B	OR1B	112898C91	

AGRICULTURAL SEAL KITS FOR KEWANEE® EQUIPMENT

Application	S/N Range	Bore Size	Stroke	Rod Diam.	Kit Number	Our Sequence Number	Per Each	Rod Wiper	Piston Seal	Rod Seal	Cylinder Number	Remarks
1005, 1010, 1020 DISC												**KEWANEE 1005, 1010, 1020**
Main Frame	....	3.5	20.0	1.375	**B2980**	G05665	**$22.99**	MC	OR4B	OR1B	B-3776	Kewanee Collar Stop
	....	3.5	8.0	1.25	**B2275**	G05650	**23.98**	MC	OR2B	OR1B	B-2258	Cross Mech. Stop
	....	3.5	8.0	1.25	**B2458**	G05655	**9.85**	MC	OR2B	OR1B	B-2258	Energy Mech. Stop
Wing	....	3.0	20.0	1.375	**B2979**	G05660	**33.34**	MC	OR4B	OR1B	B-3750	Kewanee
1025, 1030 DISC												**KEWANEE 1025, 1030**
Main Frame	....	3.5	20.0	1.375	**B2980**	G05665	**22.99**	MC	OR4B	OR1B	B-3776	Schwartz & Prince
	....	3.5	10.0	1.375	**B3871**	G05695	**74.02**	MC	PSP	POL	B-3775	Command
Wing	1025	3.5	20.0	1.375	**B2980**	G05665	**22.99**	MC	OR4B	OR1B	B-3776	Schwartz & Prince
	1025	3.5	10.0	1.375	**B3871**	G05695	**74.02**	MC	PSP	POL	B-3775	Command
1100 DISC												**KEWANEE 1100**
Main Frame	....	3.5	20.0	1.375	**B2980**	G05665	**22.99**	MC	OR4B	OR1B	B-3749	Schwartz & Prince
Wing	....	3.0	20.0	1.375	**B2979**	G05660	**33.34**	MC	OR4B	OR1B	B-3750	Schwartz & Prince
	....	3.0	20.0	1.375	**B3870**	**- - - - -**	**....**	MC	PSP	POL	B-3750	Command
1200 DISC												**KEWANEE 1200**
Wing	....	3.5	20.0	1.375	**B2980**	G05665	**22.99**	MC	OR4B	OR1B	B-3776	Schwartz & Prince
	....	3.5	10.0	1.375	**B3871**	G05695	**74.02**	MC	PSP	POL	B-3776	Command
581, 582, 583 DISC CHISEL												**KEWANEE 581, 582, 583**
Main Frame	581-582	3.5	20.0	1.375	**B2980**	G05665	**22.99**	MC	OR4B	OR1B	B-3001	Schwartz & Prince
	581-582	3.5	10.0	1.375	**B3871**	G05695	**74.02**	MC	PSP	POL	B-3001	Command
Wing	583	3.5	20.0	1.375	**B2980**	G05665	**22.99**	MC	OR4B	OR1B		

AGRICULTURAL SEAL KITS FOR KOYKER® EQUIPMENT

Application	S/N Range	Bore Size	Stroke	Rod Diam.	Kit Number	Our Sequence Number	Per Each	Rod Wiper	Piston Seal	Rod Seal	Cylinder Number	Remarks
MNC-319-2 1/2 x 14, MNC-351-2 1/2 x 37 LOADER CYLINDER												**KOYKER MNC**
	....	2.5	....	1.5	**PMCK-MNC 319A**	G05910	**$29.48**	VS	STFO	OR1B		
	....	2.5	....	1.5	**PMCK-319**	G05900	**19.26**	VS	STFO	OR1B		

We do not imply that any part listed is the product of these manufacturers.

All descriptions and numbers are used for reference purposes only

Prices subject to change without notice. **ASK FOR QUANTITY DISCOUNT**

AGRICULTURAL SEAL KITS FOR KOYKER® EQUIPMENT

Application	S/N Range	Bore Size	Stroke	Rod Diam.	Kit Number	Our Sequence Number	Per Each	Rod Wiper	Piston Seal	Rod Seal	Cylinder Number	Remarks
1A-210 3 x 14, 2A-211 3 x 37 LOADER CYLINDER												**KOYKER 1A, 2A**
	....	3.0	....	1.75	**PMCK-3**	G05905	**$56.36**	MC	OR2B	VEE		
	....	3.0	....	1.75	**PMCK-5**	G05907	**40.27**	VS	USL	USL		
		3.5		1.75	**K663334**	G05909	**34.68**	VS	USL	USL		

AGRICULTURAL SEAL KITS FOR KRAUSE® EQUIPMENT

Application	S/N Range	Bore Size	Stroke	Rod Diam.	Kit Number	Our Sequence Number	Per Each	Rod Wiper	Piston Seal	Rod Seal	Cylinder Number	Remarks
408A, 409A, 410, 411, 412 DISC												**KRAUSE**
Lift Cylinder	....	3.0	8.0	1.25	**1C4629**	EE1790	**$22.82**	MC	OR2B	OR1B	K-23A-0-0	
610, 629 DISC												**KRAUSE 610, 629**
Lift Cylinder	....	3.0	8.0	1.25	**1C4629**	EE1790	**22.82**	MC	OR2B	OR1B	23C-0-0	
	....	4.0	8.0	1.25	**1C4430**	EE1720	**30.16**	MC	OR2B	OR1B	350A-60-0	
900, 901, 902, 903, 904, 905 DISC												**KRAUSE**
Lift Cylinder	....	4.0	8.0	1.25	**1C4430**	EE1720	**30.16**	MC	OR2B	OR1B	350A-60-0	
	....	4.0	8.0	2.0	**1C4638**	EE1810	**41.08**	MC	OR2B	OR1B	570-25-0	
906, 907, 908 DISC												**KRAUSE 906, 907 908**
Lift Cylinder	....	5.0	8.0	1.5	**1C4654**	EE1820	**57.04**	MC	OR2B	OR1B	908A-25-0	
	....	4.0	8.0	2.0	**1C4638**	EE1810	**41.08**	MC	OR2B	OR1B	570-25-0	
952A, 955A, 956A, 959A, 960A, 963A DISC												**KRAUSE**
Wing	....	3.0	16.0	1.25	**1C4629**	EE1790	**22.82**	MC	OR2B	OR1B	686B-55-0	
	....	4.0	16.0	2.0	**1C4638**	EE1810	**41.08**	MC	OR2B	OR1B	570A-25-A	
Wing/Lift	....	5.0	16.0	2.0	**1C4655**	EE1825	**65.61**	MC	OR2B	OR1B	576A-25-0	
1108, 1129 DISC												**KRAUSE 1108, 1129**
Lift Cylinder	....	3.0	8.0	1.25	**1C4629**	EE1790	**22.82**	MC	OR2B	OR1B	H230-0-0	
	....	4.0	8.0	1.25	**1C4430**	EE1720	**30.16**	MC	OR2B	OR1B	350B-60-0	Optional
1144, 1156 DISC												**KRAUSE 1144, 1156**
Lift Cylinder	....	3.0	....	1.06	**1C4434**	EE1730	**23.75**	MC	OR2B	OR1B	23C-0-0	
	....	4.0	....	1.25	**1C4430**	EE1720	**30.16**	MC	OR2B	OR1B	360A-60-0	
1401, 1404, 1407, 1410, 1412, 1413, 1415, 1416, 1418 DISC												**KRAUSE**
Wing	....	3.0	16.0	1.25	**1C4629**	EE1790	**22.82**	MC	OR2B	OR1B	686B-55-0	
	....	4.0	16.0	2.0	**1C4638**	EE1810	**41.08**	MC	OR2B	OR1B	570A-25-0	
	....	5.0	16.0	2.0	**1C4655**	EE1825	**65.61**	MC	OR2B	OR1B	576A-25-0	
	....	4.0	16.0	2.0	**PMCK-9700**	EE22485	**32.29**	VS	OR2B	OR1B	2145-400-0	
Lift Cylinder	....	5.0	16.0	2.0	**20-392**	G06115	**46.75**	MC	OR2B	OR1B	1401-500-0	Depth Control
1575, 1576, 1577, 1578, 1580, 1581, 1582, 1583, 1585, 1586, 1589, 1590, 1591, 1592 DISC												**KRAUSE**
Lift Cylinder	....	4.0	8.0	1.25	**1C4430**	EE1720	**30.16**	MC	OR2B	OR1B	350B-60-0	Depth Control
Wing	....	4.0	32.0	1.5	**1C4637**	EE1805	**32.52**	MC	OR2B	OR1B	1580-25-0	
1900 SERIES DISC												**KRAUSE 1900**
Lift Cylinder	....	4.0	16.0	1.75	**20-372**	G06112	**38.38**	MC	OR2B	OR1B	1401-400-0	
Wing	....	4.0	24.0	1.5	**PMCK-8600**	EE22477	**19.57**	VS	OR2B	POL	2330-24-0	
	....	4.0	16.0	2.0	**1C4638**	EE1810	**41.08**	MC	OR2B	OR1B	570A-25-0	Depth Control
1740, 1758, 1760, 1769 DISC												**KRAUSE**
Wing	....	4.0	16.0	2.0	**PMCK-9700**	EE22485	**32.29**	VS	OR2B	OR1B	2145-400-0	
	....	4.0	16.0	2.0	**1C4638**	EE1810	**41.08**	MC	OR2B	OR1B	570A-25-0	
	....	5.0	16.0	2.0	**1C4655**	EE1825	**65.61**	MC	OR2B	OR1B	576A-25-0	
Lift Cylinder	....	4.0	16.0	1.75	**20-372**	G06112	**38.38**	MC	OR2B	OR1B	1401-400-0	Depth Control
	....	5.0	16.0	2.0	**20-392**	G06115	**46.75**	MC	OR2B	OR1B	1401-500-0	
2200 SERIES DISC												**KRAUSE 2200**
Wing	....	3.0	8.0	1.25	**1C4629**	EE1790	**22.82**	MC	OR2B	OR1B	H230-0-0	Depth Control
Lift Cylinder	....	4.0	8.0	1.25	**1C4430**	EE1720	**30.16**	MC	OR2B	OR1B	350B-6-0	Depth Control
ADDITIONAL SEAL KITS												**KRAUSE**
	....	4.0	....	1.75	**PMCK-9400**	EE22483	**21.28**	VS	OR2B	POL		
	....	3.5	....	1.25	**1C4429**	EE1715	**29.01**	MC	OR2B	OR1B		
	....	4.0	....	1.75	**21-254**	G06125	**24.15**	VS	STFO	USL		
	....	3.0	....	1.375	**PMCK-P149**	G06139	**7.60**	VS	OR2B	OR1B		
	....	4.0	....	1.375	**22-250**	G06138	**32.28**	MC	RTFO	USL		

AGRICULTURAL SEAL KITS FOR LEON® EQUIPMENT

Application	S/N Range	Bore Size	Stroke	Rod Diam.	Kit Number	Our Sequence Number	Per Each	Rod Wiper	Piston Seal	Rod Seal	Cylinder Number	Remarks
636, 707 LOADER												**LEON 636, 707**
Lift Cylinder	....	2.5	33.0	1.5	**126440**	G06190	**$32.90**	MC	USL	POL	12538	
	Optional	3.0	33.0	1.75	**126545**	G06195	**68.00**	MC	USL	POL	126247	707 Loader
Bucket	....	2.5	23.0	1.5	**126440**	G06190	**32.90**	MC	USL	POL	126236	
747 LOADER												**LEON 747**
Lift Cylinder	....	3.0	50.25	2.0	**126548**	G06205	**74.05**	MC	USL	POL	126248	
Bucket Cylinder	....	3.0	23.0	1.5	**126546**	G06200	**69.55**	MC	USL	POL	126244	
808 LOADER												**LEON 808**
Lift Cylinder	....	3.0	40.0	2.0	**126564**	G06210	**66.72**	MC	USL	POL	126251	
Bucket Cylinder	....	3.0	23.0	1.5	**126546**	G06200	**69.55**	MC	USL	POL	126244	

We do not imply that any part listed is the product of these manufacturers.

All descriptions and numbers are used for reference purposes only

AGRICULTURAL SEAL KITS FOR LION® EQUIPMENT

Application	S/N Range	Bore Size	Stroke	Rod Diam.	Kit Number	Our Sequence Number	Per Each	Rod Wiper	Piston Seal	Rod Seal	Cylinder Number	Remarks
THD SERIES TIE ROD												**LION THD**
	....	2.0	10.0	1.125	**RK20THD**	G06140	**$24.62**	MC	POL	OR	20H10, 20H12, 20H16	
	....	2.5	8&16	1.125	**RK25THD**	G06145	**25.54**	MC	POL	OR	25H08, 25H10	
	....	3.0	8&16	1.125	**RK30THD**	G06150	**52.02**	MC	CR	OR	30H08, 30H10	
	....	3.5	8&16	1.125	**RK35THD**	G06155	**46.13**	MC	CR	OR	35H08, 35H10	
	....	4.0	8&16	1.25	**RK40THD**	G06160	**41.48**	MC	POL	OR	40H08, 40H10	

AGRICULTURAL SEAL KITS FOR MASSEY FERGUSON® EQUIPMENT

Application	S/N Range	Bore Size	Stroke	Rod Diam.	Kit Number	Our Sequence Number	Per Each	Rod Wiper	Piston Seal	Rod Seal	Cylinder Number	Remarks
MF52A BACKHOE												**MASSEY MF52A**
Dipper Cylinder	....	3.5	....	2.0	**1606737M93**	G06940	**$83.72**	MC	RTFO	USL	1605020M92	
Boom Cylinder	....	4.0	32.0	2.0	**1607510M91**	G06975	**105.84**	MC	VEE	USL	1605161M92	
Stabilizer Cyl.	....	3.5	....	2.0	**1607915M92**	G07000	**79.69**	MC	RTFO	USL	1605174M91	
MF54A BACKHOE												**MASSEY MF54A**
Boom Cylinder	....	4.0	32.0	2.0	**1607510M91**	G06975	**105.84**	MC	VEE	USL	1605161M92	
Long Boom Cyl.	....	4.25	32.0	2.0	**1607427M91**	G06970	**106.11**	MC	VEE	USL	1605162M92	
Dipper Cylinder	....	4.0	30.0	2.0	**1607725M91**	G06985	**85.22**	MC	RTFO	USL	1605079M93	
Long Dipper Cyl.	....	4.25	32.0	2.0	**1607730M91**	G06990	**99.21**	MC	RTFO	USL	1605081M93	
Bucket Cylinder	....	3.5	41.0	2.5	**1606827M93**	G06945	**56.02**	VS	RTFO	USL	1605022M92	For std. dipper
Bucket Cylinder	....	4.0	39.5	2.5	**1607677M91**	G06980	**55.87**	MC	RTFO	USL	1605176M92	For long dipper
Stabilizer	....	3.5	....	2.0	**1607915M92**	G07000	**79.69**	MC	RTFO	USL	1605174M91	
MF60 BACKHOE LOADER												**MASSEY MF60**
Lift Cylinder	....	3.5	....	2.0	**836475M91**	G06540	**49.86**	MC	RTFO	POL	726227M91	Late production
	....	3.5	....	2.0	**1606737M93**	G06940	**83.72**	MC	RTFO	USL	1605023M92	Late production
Bucket Cylinder	165911187-	3.5	....	2.0	**1606737M93**	G06940	**83.72**	MC	RTFO	USL	1605024M92	
	165910587-165911186	3.5	....	2.0	**836475M91**	G06540	**49.86**	MC	RTFO	POL	726226M91	
MF52A BACKHOE												**MASSEY MF52A**
	....	3.5	....	1.75	**704652M91**	G06352	**100.88**	MC	VEE	VEE		
MF450 BALER												**MASSEY MF450**
Bale Unroll	....	2.5	22.0	1.125	**837169M91**	G06660	**17.30**	MC	OR3B	OR1B	1047715M91, 1047873M91	
Twine Tie	....	2.0	....	1.125	**1053501M91**	G06905	**15.86**	MC	OR2B	OR1B	1054898M91	
MF560 BALER												**MASSEY MF560**
Bale Unloader	....	2.5	22.0	1.125	**837169M91**	G06660	**17.30**	MC	OR3B	OR1B	1047715M91	
MF1440 BALER												**MASSEY MF1440**
Tailgate Cylinder	2874000636-	2.5	14.0	1.125	**837490M91**	G06730	**24.45**	VS	SWR	POL	1055658M92	
	-2874000636	2.5	14.0	1.125	**837169M91**	G06660	**17.30**	MC	OR3B	OR1B	1058658M91	
Twine Tie	....	2.0	....	1.125	**1053501M91**	G06905	**15.86**	MC	OR2B	OR1B	1053272M91	
MF1450 BALER												**MASSEY MF1450**
Twine Tie	....	2.0	....	1.125	**1053501M91**	G06905	**15.86**	MC	OR2B	OR1B	1053272M91	
Tailgate	....	2.5	14.0	1.125	**837490M91**	G06730	**24.45**	VS	SWR	POL	1055658M92	
MF1455 BALER												**MASSEY MF1455**
Tailgate	....	2.5	14.0	1.125	**837490M91**	G06730	**24.45**	VS	SWR	POL	1055658M92	
MF1550 BALER												**MASSEY MF1550**
Twine Tie	....	2.0	....	1.125	**1053501M91**	G06905	**15.86**	MC	OR2B	OR1B	1053272M91	
	....	2.5	....	1.125	**837490M91**	G06730	**24.45**	VS	SWR	POL	1059203M91	
Tailgate	....	2.5	14.0	1.125	**837490M91**	G06730	**24.45**	VS	SWR	POL	1055658M92	
MF1560 BALER												**MASSEY MF1560**
Twine Tie	....	2.0	....	1.125	**1053501M91**	G06905	**15.86**	MC	OR2B	OR1B	1053272M91	
Tailgate Cylinder	2696004162-	2.5	14.0	1.125	**837490M91**	G06730	**24.45**	VS	SWR	POL	1055658M92	
	-2696004162	2.5	14.0	1.125	**837169M91**	G06660	**17.30**	MC	OR3B	OR1B	1058658M91	
MF1565 BALER												**MASSEY MF1565**
Tailgate	....	2.5	14.0	1.125	**837490M91**	G06730	**24.45**	VS	SWR	POL	1055658M92	
MF35PT COMBINE												**MASSEY MF35PT**
Table Lift	....	2.25	....	1.875	**704639M91**	G06350	**11.00**	MC	OR	OR1B	223373M91	
MF35SP, MF SUPER 35SP COMBINE												**MASSEY MF35SP**
Table Lift	91504505-	2.25	....	1.875	**704639M91**	G06350	**11.00**	MC	OR	OR1B	223373M91	
MF205 COMBINE												**MASSEY MF205**
Reel Master	....	1.5	....	1.125	**835658M93**	G06380	**18.08**	MC	OR2B	VEE	233621M93	Cessna 15414QB
Reel Slave	148600001-	1.5	....	1.0	**835660M91**	G06390	**20.29**	MC	BU	VEE	233620M93	Cessna 40031PF
	-148600001	1.5	....	1.0	**835660M91**	G06390	**20.29**	MC	BU	VEE	236604M93	Cessna 40031PB
MF300 COMBINE												**MASSEY MF300**
Slave Table Lift	148609261-	1.25	....	1.0	**836522M91**	G06545	**6.64**	MC	- -	POL	261295M91	
Reel Master	-148609261	1.5	....	1.125	**835658M93**	G06380	**18.08**	MC	OR2B	VEE	233621M93	Cessna 15414QB
Reel Slave	116713989-	1.5	....	1.0	**835660M91**	G06390	**20.29**	MC	BU	VEE	233620M93	Cessna 40031PF
	-116713989	1.5	....	1.0	**835660M91**	G06390	**20.29**	MC	BU	VEE	236604M91	Cessna 40031PB
Master Table Lift	-148609261	1.5	....	1.125	**835658M93**	G06380	**18.08**	MC	OR2B	VEE	233621M92 239790M91	Cessna 15414QA Bendix 610935

We do not imply that any part listed is the product of these manufacturers.

All descriptions and numbers are used for reference purposes only

AGRICULTURAL SEAL KITS FOR MASSEY FERGUSON® EQUIPMENT

Application	S/N Range	Bore Size	Stroke	Rod Diam.	Kit Number	Our Sequence Number	Per Each	Rod Wiper	Piston Seal	Rod Seal	Cylinder Number	Remarks
MF410, MF510 COMBINE (Prior to S/N 1201003653)												**MASSEY MF410, MF510**
Auger Cyl.&Speed Contl.		1.25	....	.625	**835659M91**	G06385	**$18.32**	MC	OR2B	VEE	230801M91(Augr) 230774M93(Sped)	
Reel Master	....	1.5	....	1.125	**835658M93**	G06380	**18.08**	MC	OR2B	VEE	233621M93	
Reel Slave	....	1.5	....	1.0	**835660M91**	G06390	**20.29**	MC	BU	VEE	233620M93	
MF510 COMBINE												**MASSEY MF510**
Auger Cylinder	....	1.25	....	.625	**835659M91**	G06385	**18.32**	MC	OR2B	VEE	230801M91	
	....	1.25	....	.625	**836328M91**	G06520	**21.32**	MC	OR2B	POL	228144M91 & 230801M92	
Reel Master	....	1.5	....	1.125	**835658M93**	G06380	**18.08**	MC	OR2B	VEE	233621M93	Cessna 15414QB
Reel Slave	....	1.5	....	1.0	**835660M91**	G06390	**20.29**	MC	BU	VEE	233620M93	
	14860009261-	1.25	....	1.0	**836522M91**	G06545	**6.64**	MC	- -	POL	261295M91	
	....	1.5	....	1.0	**835660M91**	G06390	**20.29**	MC	BU	VEE	233620M92	
Speed Control	....	1.25	....	.625	**835659M91**	G06385	**18.32**	MC	OR2B	VEE	230774M93 & 230774M94	
Table Lift	....	2.625	....	2.25	**836195M92**	G06500	**10.20**	MC	- -	POL	262476M91	
MF540 COMBINE												**MASSEY MF540**
Auger Cylinder	All	1.25	....	.625	**836328M91**	G06520	**21.32**	MC	OR2B	POL	228144M91, 230801M92	
Reel Slave	All	1.25	....	1.0	**836522M91**	G06545	**6.64**	MC	- -	POL	264206M1, 261295M91 Cessna	
MF550 COMBINE												**MASSEY MF550**
Auger Cylinder	....	1.25	....	.625	**836328M91**	G06520	**21.32**	MC	OR2B	POL	228144M91, 230801M92 Screw in	
Reel Slave	....	1.25	....	1.0	**836522M91**	G06545	**6.64**	MC	- -	POL	264206M1, 261295M91	
MF750 COMBINE												**MASSEY MF750**
Table Lift	....	2.25	....	1.875	**836734M91**	G06560	**23.02**	MC	- -	POL	27395M91, 842071M91 Cessna	
Reel Slave	....	1.25	....	1.0	**836522M91**	G06545	**6.64**	MC	- -	POL	264206M1, 261295M91 Cessna	
Steering	....	2.0	....	.875	**837000M91**	G06595	**12.96**	MC	RTFO	OR1B	842804M91 German,Rice&Grain Rbr.	
Table	-169613713	2.625	....	2.25	**836195M92**	G06500	**10.20**	MC	- -	POL	264641M1, 842070M91 Cessna	
MF760 COMBINE (15-24' TABLE)												**MASSEY MF760**
Reel Slave	....	1.25	....	1.0	**836522M91**	G06545	**6.64**	MC	- -	POL	264206M1, 261295M91	
MF760 COMBINE												**MASSEY MF760**
Table Lift	....	2.25	....	1.875	**836734M91**	G06560	**23.02**	MC	- -	POL	27395M91, 842071M91 Cessna	
MF850, MF852 COMBINE												**MASSEY MF850, MF852**
Reel Slave	1859	1.25	....	1.0	**836522M91**	G06545	**6.64**	MC	- -	POL	261295M91, 264206M1 Cessna	
Table Lift	....	2.25	....	1.875	**836734M91**	G06560	**23.02**	MC	- -	POL	27395M91, 842071M91	
MF43, 63, 63C, 64, 83 CORNHEAD												**MASSEY**
Lift Cylinder	....	2.625	....	2.25	**836195M92**	G06500	**10.20**	MC	- -	POL	264676M91, 842070M91 Cessna	
	....	2.25	....	1.875	**836734M91**	G06560	**23.02**	MC	- -	POL	842071M91	
MF62, 82 CORNHEAD												**MASSEY MF62, 82**
Lift Cylinder	....	2.625	....	2.25	**836195M92**	G06500	**10.20**	MC	- -	POL	262476M91	Cessna
MF259 FIELD CULTIVATOR												**MASSEY MF259**
Wing Wheel	....	4.0	....	1.375	**837256M91**	G06680	**17.30**	MC	OR2B	OR1B	478187M91	Left
	....	5.0	....	2.0	**839163M92**	G06885	**40.95**	MC	OR2B	OR1B	SF19865A92, SF19865A91	
MF266 CULTIVATOR												**MASSEY MF266**
Main Lift	....	4.0	8.0	1.5	**837545M91**	G06795	**18.75**	VS	OR3B	OR1B	1059372M91	
Wing Lift	....	4.0	24.0	1.5	**837545M91**	G06795	**18.75**	VS	OR3B	OR1B	1062787M91	
MF440 CULTIVATOR												**MASSEY MF440**
12 Row	....	3.5	16.0	1.5	**837363M91**	G06705	**25.15**	MC	OR2B	OR1B	1054565M91	
MF4500 FORKLIFT												**MASSEY MF4500**
Tilt	....	3.0	....	1.625	**1606532M94**	G06935	**36.19**	MC	RTFO	USL	1605151M91 1605152M91	10' & 14' Mast 21.5' & 32' Mast
MF30 WHEEL DISC HARROW												**MASSEY MF30**
	....	3.5	8.0	1.25	**836454M91**	G06525	**18.74**	MC	RTFO	OR1B	518166M91	Late Production
MF42 DISC HARROW												**MASSEY MF42**
	....	3.5	16.0	1.5	**836455M91**	G06530	**45.94**	MC	RTFO	OR1B	677458	Late Production
MF730 OFFSET DISC HARROW												**MASSEY MF730**
Wing Lift	....	5.0	16.0	2.0	**839163M92**	G06885	**40.95**	MC	OR2B	OR1B	843056M91	Cross, 20', 22' & 24'
MF820 NARROW WING DISC HARROW												**MASSEY MF820**
	....	3.0	26.0	1.25	**839176M91**	G06890	**22.71**	MC	OR2B	OR1B	843054M91	
Transport	....	3.5	16.0	1.5	**836455M91**	G06530	**45.94**	MC	RTFO	OR1B	677458	
MF820 WIDE WING DISC HARROW												**MASSEY MF820**
	....	5.0	16.0	2.0	**839163M92**	G06885	**40.95**	MC	OR2B	OR1B	019865A92 Late; 019865A91 Early	
MF200, MF260 FORAGE HARVESTER												**MASSEY MF200, MF260**
	41102-CF	1.25	....	.625	**836328M91**	G06520	**21.32**	MC	OR2B	POL	228142M91	Cessna
MF680, MF684, MF688 FORAGE HARVESTER												**MASSEY MF680, MF684, MF688**
Lift Cylinder	....	3.0	....	1.25	**839176M91**	G06890	**22.71**	MC	OR2B	OR1B	019860A93	
MF SWEET CORN HARVESTER												**MASSEY**
Vari Drive	....	1.25	....	.625	**836328M91**	G06520	**21.32**	MC	OR2B	POL	230801M92	
Table Lift	....	2.625	....	2.25	**836195M92**	G06500	**10.20**	MC	- -	POL	262476M91	
MF39 RAKE												**MASSEY MF39**
	....	2.0	8.0	.875	**835728M91**	G06400	**6.62**	MC	OR2B	OR1B	189667M91	Cessna

We do not imply that any part listed is the product of these manufacturers. All descriptions and numbers are used for reference purposes only

AGRICULTURAL SEAL KITS FOR MASSEY FERGUSON® EQUIPMENT

Application	S/N Range	Bore Size	Stroke	Rod Diam.	Kit Number	Our Sequence Number	Per Each	Rod Wiper	Piston Seal	Rod Seal	Cylinder Number	Remarks
MF11 WHEEL LOADER												**MASSEY MF11**
Lift Cylinder	....	3.5	....	2.0	**1606737M93**	G06940	**$83.72**	MC	RTFO	USL	1605060M92	Ram Assembly
Tilt Cylinder	....	3.5	....	2.0	**1607798M91**	G06995	**80.11**	MC	RTFO	USL	1605053M92	Ram Assembly
MF32 LOADER												**MASSEY MF32**
Lift Cylinder	8100-8580-	2.25	....	1.75	**1606486M96**	G06925	**86.27**	MC	RTFO	USL	1605057M95	2 Wear Rings
	-8100-8580	2.25	....	1.75	**836174M91**	G06490	**25.23**	MC	RTFO	POL	708225M91	
Tilt Dump	8100-8668-	2.5	....	1.25	**1606840M93**	G06950	**92.08**	MC	RTFO	USL	1605004M94	2 Wear Rings
	-8100-8668	2.5	....	1.25	**836173M91**	G06485	**23.73**	MC	RTFO	POL	708223M91	
MF90 LOADER												**MASSEY MF90**
Dump Cylinder	143200491-	2.5	....	1.25	**836173M91**	G06485	**23.73**	MC	RTFO	POL	708223M91	
	-143200491	2.5	....	1.25	**835560M92**	G06365	**13.00**	MC	OR2B	POL	706339M91	
MF99 LOADER												**MASSEY MF99**
Dump Cylinder	All	2.5	....	1.25	**836173M91**	G06485	**23.73**	MC	RTFO	POL	708223M91	
	All	2.5	....	1.25	**835560M92**	G06365	**13.00**	MC	OR2B	POL	705800M91	
	Early Model	2.5	....	1.25	**704643M91**	G06353	**7.65**	MC	OR1B	OR1B	704390M91	Removable End
MF100 LOADER												**MASSEY MF100**
Dump Cylinder	All	2.5	....	1.25	**836173M91**	G06485	**23.73**	MC	RTFO	POL	708223M91	
	All	2.5	....	1.25	**835560M92**	G06365	**13.00**	MC	OR2B	POL	704942M93,704942M92,705800M91	
Lift Cylinder	All	2.25	....	1.75	**836174M91**	G06490	**25.23**	MC	RTFO	POL	708225M91	Double Acting
	All	2.25	....	1.75	**835833M92**	G06420	**28.68**	MC	RTFO	POL	704389M92	Double Acting
MF101D, MF101DH, MF102 LOADER												**MASSEY MF101D, MF101DH, MF102**
Lift Cylinder	All	2.25	....	1.5	**704644M91**	G06354	**62.01**	MC	OR2B	OR1B	670996M91	Double Acting
Dump Cylinder	All	2.5	....	1.25	**704643M91**	G06353	**7.65**	MC	OR1B	OR1B	704942M92	Double Acting
MF101S LOADER												**MASSEY MF101S**
Lift Cylinder	All	2.25	....	1.875	**704639M91**	G06350	**11.00**	MC	OR	OR1B	670995M91	Single Acting
Dump Cylinder	All	2.5	....	1.25	**704643M91**	G06353	**7.65**	MC	OR1B	OR1B	704942M92	Double Acting
MF101, MF102 LOADER												**MASSEY MF101, MF102**
Dump Cylinder	34001-	2.5	....	1.25	**704643M91**	G06353	**7.65**	MC	OR1B	OR1B	704390M91	
Lift Cylinder	34001-	....	....	1.75	**704654M91**	G06355	**32.12**	MC	SPR	OR1B	704942M93	
MF200 LOADER												**MASSEY MF200**
Dump Cylinder	All	2.5	....	1.25	**836171M91**	G06475	**23.67**	MC	RTFO	POL	708431M91	
	All	2.5	....	1.25	**835891M91**	G06427	**32.70**	MC	RTFO	POL	706889M91	
	All	2.5	....	1.25	**836173M91**	G06485	**23.73**	MC	RTFO	POL	708223M91	
	All	2.5	....	1.25	**835560M92**	G06365	**13.00**	MC	OR2B	POL	705800M91	
Lift Cylinder	All	2.25	....	1.75	**835833M92**	G06420	**28.68**	MC	RTFO	POL	704389M92	
	All	....	....	1.75	**704654M91**	G06355	**32.12**	MC	SPR	OR1B	704389M91	
	All	2.5	....	2.0	**836172M91**	G06480	**35.72**	MC	RTFO	POL	708430M91	
MF214 LOADER												**MASSEY MF214**
Tilt & Lift	....	1.5	....	.75	**837514M91**	G06740	**7.36**	MC	OR2B	OR1B	1057359M91	
MF216 LOADER												**MASSEY MF216**
Tilt & Lift	....	2.0	....	1.25	**837675M91**	G06875	**12.50**	MC	OR2B	OR1B	1052962M92	Late Production
	....	2.0	....	1.25	**837674M91**	G06870	**12.50**	MC	OR2B	OR1B	1052962M91	Early Production
MF232 LOADER												**MASSEY MF232**
Lift Cylinder	....	2.0	....	1.5	**837625M91**	G06840	**21.73**	MC	OR2B	OR1B	1063100M91	
Tilt	....	2.0	....	1.25	**837393M91**	G06710	**12.65**	MC	OR2B	OR1B	1063099M91	
Grapple	1992926	2.5	....	1.5	**837687M91**	G06880	**22.05**	MC	OR2B	OR1B	1070016M91	
	1992915	2.5	....	1.375	**836973M91**	G06585	**17.98**	MC	OR3B	OR1B	1042255M91	
MF235 LOADER												**MASSEY MF235**
Lift & Tilt	....	2.5	....	1.375	**836972M91**	G06580	**19.84**	MC	OR1B	OR2B	1042008M91, 1042010M91	
	....	2.5	....	1.375	**836973M91**	G06585	**17.98**	MC	OR3B	OR1B	1042009M91, 1044602M91	
Pushoff	....	2.5	....	1.375	**836973M91**	G06585	**17.98**	MC	OR3B	OR1B	1042242M91, 1042255M91	
MF236 LOADER												**MASSEY MF236**
Tilt	....	2.0	....	1.25	**837147M91**	G06648	**7.53**	- -	- -	- -	1047334M91	
	....	2.5	....	1.25	**837149M91**	G06655	**21.15**	MC	OR2B	OR1B	1047343M91	
Grapple	....	2.5	....	1.5	**837687M91**	G06880	**22.05**	MC	OR2B	OR1B	1070016M91	
Pushoff	....	2.5	....	1.375	**836973M91**	G06585	**17.98**	MC	OR3B	OR1B	1042242M91, 1042255M91	
MF238 LOADER												**MASSEY MF238**
Lift Cylinder	....	3.0	....	2.0	**837530M91**	G06780	**38.00**	VS	USL	USL	1058192M91	
Tilt	-153	2.5	....	1.25	**837529M91**	G06775	**5.04**	VS	OR2B	OR1B	1058191M91	
	153-	2.5	....	1.25	**837149M91**	G06655	**21.15**	MC	OR2B	OR1B	1047343M91	
Grapple	1992 926	2.5	....	1.5	**837687M91**	G06880	**22.05**	MC	OR2B	OR1B	1070016M91	
Pushoff	....	2.5	....	1.375	**836973M91**	G06585	**17.98**	MC	OR3B	OR1B	1042242M91, 1042255M91	
MF245 LOADER												**MASSEY MF245**
Lift Cylinder	....	3.0	....	1.75	**837096M91**	G06640	**34.41**	MC	OR1B	OR1B	1044835M91	
	....	2.5	....	1.375	**836973M91**	G06585	**17.98**	MC	OR3B	OR1B	1042629M91	
MF245 LOADER												**MASSEY MF245**
Tilt	....	2.5	....	1.375	**836972M91**	G06580	**19.84**	MC	OR1B	OR2B	1042632M91	
Tilt, Grapple	....	2.5	....	1.375	**836973M91**	G06585	**17.98**	MC	OR3B	OR1B	1042640, 1042255, 1042323 (all M91)	
MF246 LOADER												**MASSEY MF246**
Lift Cylinder	....	3.0	....	2.0	**837174M91**	G06665	**50.45**	MC	USL	USL	1047949M91	
	....	2.5	....	2.0	**837233M91**	G06675	**24.02**	MC	OR2B	OR1B	1050042M91	
Tilt	....	2.5	....	1.5	**837148M91**	G06650	**11.13**	MC	OR2B	OR1B	1047946M91	

We do not imply that any part listed is the product of these manufacturers.

All descriptions and numbers are used for reference purposes only

Prices subject to change without notice. **ASK FOR QUANTITY DISCOUNT**

1-800-228-9222 / e-mail: sales@baumhydraulics.com
Fax: 1-800-832-2522 / www.baumhydraulics.com / © Baum Hydraulics Corporation
BAUM HYDRAULICS CORPORATION

AGRICULTURAL SEAL KITS FOR MASSEY FERGUSON® EQUIPMENT

Application	S/N Range	Bore Size	Stroke	Rod Diam.	Kit Number	Our Sequence Number	Per Each	Rod Wiper	Piston Seal	Rod Seal	Cylinder Number	Remarks
MF246 LOADER (Cont'd)												**MASSEY MF246**
Grapple	....	2.5	....	1.5	**837687M91**	G06880	**$22.05**	MC	OR2B	OR1B	1070016M91	
Grapple,Pushoff	....	2.5	....	1.375	**836973M91**	G06585	**17.98**	MC	OR3B	OR1B	1042242M91, 1042255M91	
MF256 LOADER												**MASSEY MF256**
Lift Cylinder	....	3.0	....	2.0	**837174M91**	G06665	**50.45**	MC	USL	USL	1047949M91	
Tilt	....	2.5	....	1.5	**837148M91**	G06650	**11.13**	MC	OR2B	OR1B	1047946M91	
Grapple	....	2.5	....	1.5	**837687M91**	G06880	**22.05**	MC	OR2B	OR1B	1070016M91	
MF811 SKID LOADER												**MASSEY MF811**
Lift & Tilt	....	2.5	....	1.187	**837056M91**	G06630	**16.43**	VS	OR3B	OR1B	1094375, 1094376, 1094377(all M91)	
MF1014 LOADER												**MASSEY MF1014**
Tilt & Lift	....	1.5	....	.75	**837514M91**	G06740	**7.36**	MC	OR2B	OR1B	1057359M91	
MF1016 LOADER												**MASSEY MF1016**
Tilt & Lift	....	2.0	....	1.25	**837675M91**	G06875	**12.50**	MC	OR2B	OR1B	1052962M91	Late Production
	....	2.0	....	1.25	**837674M91**	G06870	**12.50**	MC	OR2B	OR1B	1052962M91	Early Production
MF84 PLOW												**MASSEY MF84**
	....	2.0	....	.875	**835728M91**	G06400	**6.62**	MC	OR2B	OR1B	677335	
MF139 CHISEL PLOW												**MASSEY MF139**
	....	5.0	16.0	2.0	**839163M92**	G06885	**40.95**	MC	OR2B	OR1B	019865A92	35' & 37' Wing Fold
MF144 PLOW												**MASSEY MF144**
	All	4.0	8.0	1.5	**837545M91**	G06795	**18.75**	VS	OR3B	OR1B	1059372M91	
MF570 REVERSIBLE PLOW												**MASSEY MF570**
	....	3.5	....	1.5	**837093M91**	G06635	**56.87**	MC	USL	USL	843055M91	
MF880 PLOW												**MASSEY MF880**
	....	2.375	....	2.0	**836524M91**	G06555	**7.14**	MC	OR1B	- -	476119M91	Early Production
MF588 RAKE												**MASSEY MF588**
Twine Tie	....	2.0	....	1.125	**1053501M91**	G06905	**15.86**	MC	OR2B	OR1B	1053272M91	
MF640 PLANTER												**MASSEY MF460**
Lift Cylinder	....	3.0	36.0	1.25	**839176M91**	G06890	**22.71**	MC	OR2B	OR1B	1054643M91, 119860M92	
MF35PT SWATHER												**MASSEY MF35PT**
Header Lift	1971009132-	1.875	....	1.5	**836919M91**	G06575	**4.71**	MC	- -	OR1B	1041580M91	Cessna 400033-XE & -RE
Reel Slave	1971009132-	1.25	....	1.0	**836522M91**	G06545	**6.64**	MC	- -	POL	1056126M91	Cessna. 40100-ABG
	-1971009132	1.25	....	1.0	**836522M91**	G06545	**6.64**	MC	- -	POL	1044772M92	
MF36SP SWATHER												**MASSEY MF36SP**
Reel Master	-155800350	1.5	....	1.125	**835658M93**	G06380	**18.08**	MC	OR2B	VEE	233621M93	Cessna. 15414OB
Reel Slave	155801720-	1.25	....	1.0	**836522M91**	G06545	**6.64**	MC	- -	POL	261295M91	Cessna. 40031-OM
	-155801720	1.5	....	1.0	**835660M91**	G06390	**20.29**	MC	BU	VEE	233620M93	Cessna, 40031-PF
MF44 WINDROWER												**MASSEY MF44**
Reel Master	....	1.5	....	1.125	**835658M93**	G06380	**18.08**	MC	OR2B	VEE	233621M93	Cessna. 15415QB & QA
Reel Slave	....	1.5	....	1.0	**835660M91**	G06390	**20.29**	MC	BU	VEE	233620M92, 233620M93	Cessna
MF613, MF625PT SWATHER												**MASSEY MF613, MF625PT**
Reel Slave	-C100018 -C200018	1.25	....	1.0	**836522M91**	G06545	**6.64**	MC	- -	POL	1056336M91	
MF655 SWATHER												**MASSEY MF655**
Reel Slave	....	1.25	....	1.0	**836522M91**	G06545	**6.64**	MC	- -	POL	1044772M92	
MF775 SWATHER												**MASSEY MF775**
Slave - RH	2734108613-	1.25	....	1.0	**836522M91**	G06545	**6.64**	MC	- -	POL	1056126M91,40100-ABG,1044772M92	
MF785 SWATHER												**MASSEY MF785**
	....	1.25	....	1.0	**836522M91**	G06545	**6.64**	MC	- -	POL	1056126M91	Cessna 40100-ABG
MF885 SWATHER												**MASSEY MF885**
Reel Slave	....	1.25	....	1.0	**836522M91**	G06545	**6.64**	MC	- -	POL	1056336M91	
MF35 TRACTOR												**MASSEY MF35**
Pull Behind	Single Acting	2.0	8.0	.875	**835728M91**	G06400	**6.62**	MC	OR2B	OR1B	677333,677335,190051M91,189667M9I	
MF50 TRACTOR												**MASSEY MF50**
Steering	516788-	2.5	....	.75	**830860M92**	G06360	**46.77**	MC	P3TS	- -	18487IM92 Gas&LP;188740M92 Diesel	
Pull Behind	Single Acting	2.0	8.0	.875	**835728M91**	G06400	**6.62**	MC	OR2B	OR1B	677333,677335,190051M91,189667M9I	
MF65 TRACTOR												**MASSEY MF65**
Steering	685996-	2.5	....	.75	**830860M92**	G06360	**46.77**	MC	P3TS	- -	188740M92	Benton
	-685996-	2.5	....	.75	**830860M92**	G06360	**46.77**	MC	P3TS	- -	188074M91	Benton, All Gas & LP
MF150, MF165, MF175 TRACTOR												**MASSEY MF150, MF165, 175**
Steering	MF150	2.5	....	.75	**830860M92**	G06360	**46.77**	MC	P3TS	- -	505525M91	
	MF165	2.5	....	.75	**830860M92**	G06360	**46.77**	MC	P3TS	- -	505339M92,505525M91	Dual Tricycles
	MF175	2.5	....	.75	**830860M92**	G06360	**46.77**	MC	P3TS	- -	505339M92	Gas & LP
MF100 TRACTOR												**MASSEY MF100**
Steering	....	2.5	....	.75	**830860M92**	G06360	**46.77**	MC	P3TS	- -	505525M92	Benton
	Double Acting	2.0	8.0	.875	**835728M91**	G06400	**6.62**	MC	OR2B	OR1B	189667M91,677333,677335,199051M9I	
	Double Acting	3.5	8.0	1.25	**836454M91**	G06525	**18.74**	MC	RTFO	OR1B	518166M91	Cessna
	Double Acting	3.5	16.0	1.5	**836455M91**	G06530	**45.94**	MC	RTFO	OR1B	10143M91,518167M91,677458	Cessna

We do not imply that any part listed is the product of these manufacturers.

All descrtiptions and numbers are used for reference purposes only.

ASK FOR QUANTITY DISCOUNT *Prices subject to change without notice.*

BAUM HYDRAULICS CORPORATION | 1-800-228-9222 / e-mail: sales@baumhydraulics.com
Fax: 1-800-832-2522 / www.baumhydraulics.com / © Baum Hydraulics Corporation

AGRICULTURAL SEAL KITS FOR MASSEY FERGUSON® EQUIPMENT

Application	S/N Range	Bore Size	Stroke	Rod Diam.	Kit Number	Our Sequence Number	Per Each	Rod Wiper	Piston Seal	Rod Seal	Cylinder Number	Remarks
MF200 TRACTOR												**MASSEY MF200**
Steering	....	2.5	....	.75	**830860M92**	G06360	**$46.77**	MC	P3TS	- -	505525M92	Benton
	....	2.0	8.0	.875	**835728M91**	G06400	**6.62**	MC	OR2B	OR1B	677333,677335,189667M91,199051M9I	
	Double Acting	3.5	8.0	1.25	**836454M91**	G06525	**18.74**	MC	RTFO	OR1B	518166M91	Cessna
	Double Acting	3.5	16.0	1.5	**836455M91**	G06530	**45.94**	MC	RTFO	OR1B	10143A91,518167M91	Cessna
MF255, MF265, MF270, MF275, MF282, MF283, MF290, MF670, MF690 TRACTOR												**MASSEY**
Steering	....	2.5	....	1.0	**1606890M91**	G06955	**7.14**	VS	RTFO	POL	1605121M92	
MF1000 SERIES TRACTOR												**MASSEY MF1000**
Steering	....	2.5	....	.75	**830860M92**	G06360	**46.77**	MC	P3TS	- -	505525M92	Benton
	Double Acting	3.5	16.0	1.5	**836455M91**	G06530	**45.94**	MC	RTFO	OR1B	10143A91,518167M91	Cessna
MF2000-4000 SERIES TRACTOR												**MASSEY MF2000-4000**
Accessory	....	3.5	8.0	....	**836454M91**	G06525	**18.74**	MC	RTFO	OR1B	518166M91	Cessna 677383
MF2745, MF2775, MF2805 TRACTOR												**MASSEY MF2745, MF2775, MF2805**
Lift Cylinder	9R6655-	....	....	3.125	**1606592M91**	G06937	**55.75**	MC	- -	POL	10522A91, 588263M92	
ADDITIONAL SEAL KITS												**MASSEY**
	....	3.0	....	2.5	**835892M91**	G064272	**64.89**	MC	VEE	VEE		

AGRICULTURAL SEAL KITS FOR MIDWEST® EQUIPMENT

Application	S/N Range	Bore Size	Stroke	Rod Diam.	Kit Number	Our Sequence Number	Per Each	Rod Wiper	Piston Seal	Rod Seal	Cylinder Number	Remarks
MIDWEST WAGON CYLINDER												**MIDWEST**
Wagon	LP-Series	5.0	....	1.75	**X-50C**	G07096	**$77.65**	- -	PC	OR1B		
	LP-Series	5.0	....	1.75	**X-50**	G07094	**10.99**	- -	OR1B	OR		
	LP-Series	6.0	....	2.0	**X-60**	G07098	**13.31**	- -	OR1B	OR		

AGRICULTURAL & SNOW PLOW SEAL KITS FOR MONARCH ROAD® EQUIPMENT

Application	S/N Range	Bore Size	Stroke	Rod Diam.	Kit Number	Our Sequence Number	Per Each	Rod Wiper	Piston Seal	Rod Seal	Cylinder Number	Remarks
MONARCH ROAD												**MONARCH**
	....	2.0	....	1.5	**05117**	- - - - -	**$....**	VS	- -	VEE		
	....	4.0	....	3.5	**05157**	177512	**58.51**	VS	- -	VEE		
	....	4.5	....	4.0	**05167**	177514	**69.66**	VS	- -	VEE		
	....	2.0	....	1.5	**05325**	177516	**96.16**	VS	- -	VEE		
	....	2.0	....	1.25	**05345**	177518	**103.54**	VS	- -	VEE		
	....	2.5	....	1.5	**05365**	177520	**97.61**	VS	- -	VEE		
	....	3.0	....	1.5	**05385**	177522	**102.66**	VS	- -	VEE		
	....	4.0	....	2.0	**05405**	177524	**181.74**	VS	- -	VEE		

AGRICULTURAL SEAL KITS FOR NEW HOLLAND® EQUIPMENT

Application	S/N Range	Bore Size	Stroke	Rod Diam.	Kit Number	Our Sequence Number	Per Each	Rod Wiper	Piston Seal	Rod Seal	Cylinder Number	Remarks
L-35 FRONT END LOADER												**HOLLAND L-35**
Bucket	247155	2.25	....	1.125	**219505**	G08830	**$22.93**	MC	RTFO	POL		
L-225, L-325 FRONT END LOADER												**HOLLAND L-225, L-325**
Lift	....	1.62	....	1.375	**272768**	G08855	**25.64**	MC	- -	POL		
Bucket	....	1.75	....	.875	**272769**	G08860	**16.40**	MC	RTFO	POL		
L-425, L-445 FRONT END LOADER												**HOLLAND L-425, L-445**
Bucket	....	1.75	....	.875	**272769**	G08860	**16.40**	MC	RTFO	POL		
L-451, L-452, L-455 FRONT END LOADER												**HOLLAND L-451, L-452, L-455**
Lift	....	....	....	1.25	**593205**	G08905	**....**	VS	- -	POL		
Bucket	....	3.0	....	1.5	**593382**	G08910	**45.49**	MC	OR1B	POL		
L-555 FRONT END LOADER												**HOLLAND L-555**
Bucket	....	3.0	....	1.5	**593382**	G08910	**45.49**	MC	OR1B	POL		
L-775 FRONT END LOADER												**HOLLAND L-775**
Lift & Bucket	....	2.25	....	1.125	**219505**	G08830	**22.93**	MC	RTFO	POL		Cessna
L-778 FRONT END LOADER												**HOLLAND L-778**
Lift	....	....	....	1.25	**593205**	G08905	**.....**	VS	- -	POL		
L-779 FRONT END LOADER												**HOLLAND L-779**
Lift	....	2.0	....	1.5	**271865**	G08840	**21.73**	MC	RTFO	POL		Cessna
Bucket	....	2.25	....	1.125	**219505**	G08830	**22.93**	MC	RTFO	POL		Cessna
95 COMBINE												**HOLLAND 95**
Header Lift	....	2.625	....	2.25	**271721**	G08835	**12.73**	MC	- -	OR1B		
975 COMBINE												**HOLLAND 975**
Vari Drive	409001 -509999	1.25	....	.625	**325147**	G08880	**19.04**	MC	- -	POL		
985 COMBINE												**HOLLAND 985**
Vari Drive	449001 -519999	1.25	....	.625	**325147**	G08880	**19.04**	MC	- -	POL		

We do not imply that any part listed is the product of these manufacturers.

All descriptions and numbers are used for reference purposes only

AGRICULTURAL SEAL KITS FOR NEW HOLLAND® EQUIPMENT

Application	S/N Range	Bore Size	Stroke	Rod Diam.	Kit Number	Our Sequence Number	Per Each	Rod Wiper	Piston Seal	Rod Seal	Cylinder Number	Remarks
995 COMBINE												**HOLLAND 995**
Vari Drive	328001 -328999	1.25	....	.625	**325147**	G08880	**$19.04**	MC	- -	POL		
TR-70, TR-75, TR-85												**HOLLAND**
Header Lift	....	2.62	....	2.25	**271721**	G08835	**12.73**	MC	- -	OR1B		
1890, 1895 FORAGE HARVESTER												**HOLLAND 1890, 1895**
Lift Cylinder	....	2.25	....	1.125	**219505**	G08830	**22.93**	MC	RTFO	POL		
2100 FORAGE HARVESTER												**HOLLAND 2100**
P/S Cylinder & Spout		2.25	....	1.125	**219505**	G08830	**22.93**	MC	RTFO	POL		Cessna

AGRICULTURAL SEAL KITS FOR OWATONNA® EQUIPMENT

Application	S/N Range	Bore Size	Stroke	Rod Diam.	Kit Number	Our Sequence Number	Per Each	Rod Wiper	Piston Seal	Rod Seal	Cylinder Number	Remarks
310												**OWATONNA 310**
Lift	....	2.0	....	1.0	**190-32388**	G08970	**$15.08**	VS	SHYO	USL		
Tilt	....	2.5	....	1.25	**190-32385**	G08996	**19.41**	VS	SHYO	POL		
312, 320												**OWATONNA 312, 320**
Lift & Tilt	....	2.0	....	1.0	**190-32388**	G08970	**15.08**	VS	SHYO	USL	170-32599, 170-32875	
330												**OWATONNA 330**
Lift & Tilt	-7725	2.0	....	1.0	**190-31848**	G08968	**9.12**	VS	STFO	POL	170-31261, 170-31262	
Tilt	7725-	2.0	....	1.0	**190-32388**	G08970	**15.08**	VS	SHYO	USL	170-32811	
332												**OWATONNA 332**
Tilt	....	3.0	....	1.25	**190-32590**	G09004	**18.20**	VS	STFO	POL	170-32817	
342												**OWATONNA 342**
Lift	....	2.5	....	1.5	**190-32386**	G08998	**16.34**	VS	SHYO	POL	170-33876	
Tilt	....	3.0	....	1.125	**190-32590**	G09004	**18.20**	VS	STFO	POL	170-33872	
Grapple Fork	....	2.5	....	1.5	**190-18477**	G08960	**23.88**	MC	RTFO	POL	170-20850	
345												**OWATONNA 345**
Lift	....	2.5	....	1.5	**190-32386**	G08998	**16.34**	VS	SHYO	POL	170-33876	
Tilt	....	2.0	....	1.0	**190-32388**	G08970	**15.08**	VS	SHYO	USL	170-32935, 170-32940	
Grapple Fork	....	2.5	....	1.5	**190-18477**	G08960	**23.88**	MC	RTFO	POL	170-20850	
440												**OWATONNA 440**
Lift	-2030	2.5	24.812	1.5	**190-18477**	G08960	**23.88**	MC	RTFO	POL	170-18026	
	2030-	2.5	24.812	1.5	**190-32386**	G08998	**16.34**	VS	SHYO	POL	170-32846	
Tilt	-2030	2.5	16.25	1.25	**190-27989**	G08966	**18.12**	MC	RTFO	OR1B	170-26435	
	2030-	2.5	16.25	1.25	**190-32385**	G08996	**19.41**	VS	SHYO	POL	170-32843	
Grapple Fork	....	2.5	....	1.5	**190-18477**	G08960	**23.88**	MC	RTFO	POL	170-20850	
441												**OWATONNA 441**
Lift	....	2.5	....	1.5	**190-32386**	G08998	**16.34**	VS	SHYO	POL	170-32846	
Tilt	....	2.5	....	1.25	**190-32385**	G08996	**19.41**	VS	SHYO	POL	170-32843	
Grapple Fork	....	2.5	....	1.5	**190-18477**	G08960	**23.88**	MC	RTFO	POL	170-20850	
442												**OWATONNA 442**
Lift	....	2.5	....	1.5	**190-32386**	G08998	**16.34**	VS	SHYO	POL	170-33876	
Tilt	....	3.0	....	1.25	**190-32590**	G09004	**18.20**	VS	STFO	POL	170-33872	
Grapple Fork	....	2.5	....	1.5	**190-18477**	G08960	**23.88**	MC	RTFO	POL	170-20850	
Grapple Bucket	....	2.0	....	1.0	**190-32388**	G08970	**15.08**	VS	SHYO	USL	170-33994	
445												**OWATONNA 445**
Lift	....	2.5	....	1.5	**190-32386**	G08998	**16.34**	VS	SHYO	POL	170-33221	
Tilt	....	2.5	....	1.25	**190-32385**	G08996	**19.41**	VS	SHYO	POL	170-33228, 170-33231	
Grapple Fork	....	2.5	....	1.5	**190-18477**	G08960	**23.88**	MC	RTFO	POL	170-20850	
545												**OWATONNA 545**
Lift	....	3.0	....	1.75	**190-32491**	G08976	**15.41**	VS	STFO	USL	170-33291	
552												**OWATONNA 552**
Lift	....	2.5	....	1.5	**190-32386**	G08998	**16.34**	VS	SHYO	POL	170-34074	
Tilt	....	3.0	....	1.25	**190-32590**	G09004	**18.20**	VS	STFO	POL	170-34073	
770 MAST FORK LIFT												**OWATONNA 770**
Tilt	....	3.0	....	1.25	**190-21360**	G08964	**29.95**	MC	RTFO	POL	170-20387	
Steering	....	2.5	....	1.5	**190-29913**	G08986	**21.17**	MC	RTFO	POL	170-28717	
770 HYDROSTATIC LOADER												**OWATONNA 770**
Steering	....	2.5	....	1.5	**190-29913**	G08986	**21.17**	MC	RTFO	POL	170-28717	
Lift	....	3.0	....	1.5	**GG190-21143**	G08962	**27.77**	MC	RTFO	POL	170-29316	
Tilt	7701-7851	3.0	....	1.25	**190-21360**	G08964	**29.95**	MC	RTFO	POL	170-28716	
	7851-	3.0	....	1.75	**190-32317**	G08994	**31.23**	MC	RTFO	POL	170-32229	
780												**OWATONNA 780**
Steering	....	2.5	....	1.5	**190-32386**	G08998	**16.34**	VS	SHYO	POL	170-33496	
Tilt	....	3.0	....	1.75	**190-32491**	G08976	**15.41**	VS	STFO	USL	170-33447	
880												**OWATONNA 880**
Lift	....	3.5	....	1.75	**190-32301**	G08990	**30.08**	MC	RTFO	POL	170-32155	
	....	4.0	....	1.75	**190-32423**	G08974	**17.39**	VS	SHYO	USL	170-32679	
	....	4.0	....	2.0	**190-32524**	G09000	**22.50**	VS	STFO	USL	170-33539	

We do not imply that any part listed is the product of these manufacturers.

All descriptions and numbers are used for reference purposes only

AGRICULTURAL SEAL KITS FOR OWATONNA® EQUIPMENT

Application	S/N Range	Bore Size	Stroke	Rod Diam.	Kit Number	Our Sequence Number	Per Each	Rod Wiper	Piston Seal	Rod Seal	Cylinder Number	Remarks
880 (Cont'd)												**OWATONNA 880**
Tilt	....	3.0	....	1.75	**190-32317**	G08994	**$31.23**	MC	RTFO	POL	170-32156	
Steering	....	2.5	....	1.5	**190-32300**	G08988	**23.88**	MC	RTFO	POL	170-32157	
1000												**OWATONNA 1000**
Lift	NEW	2.5	....	1.5	**190-18477**	G08960	**23.88**	MC	RTFO	POL		
1200												**OWATONNA 1200**
Lift	....	2.5	....	1.5	**190-18477**	G08960	**23.88**	MC	RTFO	POL		
Tilt	....	2.5	....	1.25	**190-27989**	G08966	**18.12**	MC	RTFO	OR1B		
1700												**OWATONNA 1700**
Lift	-11260	3.0	....	1.5	**GG190-21143**	G08962	**27.77**	MC	RTFO	POL	170-20386, 170-32322	
Tilt	....	3.0	....	1.25	**190-21360**	G08964	**29.95**	MC	RTFO	POL	170-20387	
Grapple Fork	....	2.5	....	1.5	**190-18477**	G08960	**23.88**	MC	RTFO	POL	170-20850	

AGRICULTURAL SEAL KITS FOR STEIGER® EQUIPMENT

Application	S/N Range	Bore Size	Stroke	Rod Diam.	Kit Number	Our Sequence Number	Per Each	Rod Wiper	Piston Seal	Rod Seal	Cylinder Number	Remarks
CA, CM, CU, KM SERIES												**STEIGER**
Steering Cylinder	....	3.5	....	1.75	**35-1136T91**	G09215	**$30.83**	MC	STFO	POL	01-8979, 50-2140T91	
CS, KSS, 1000 PANTHER SERIES												**STEIGER**
Steering Cylinder	....	3.5	....	1.75	**35-1136T91**	G09215	**30.83**	MC	STFO	POL	01-7774T91,50-2141T91,50-1175T9I	
PT, PTA SERIES												**STEIGER PT, PTA**
Steering Cylinder	....	3.5	....	1.5	**18-1495T91**	G09210	**26.99**	VS	RHYO	POL	01-3752	
	....	3.5	....	1.75	**35-1136T91**	G09215	**30.83**	MC	STFO	POL	01-7774T91	
3 Point Hitch	....	5.0	....	2.0	**18-1186T91**	G09200	**15.87**	MC	STFO	OR1B	01-4194	
SCRAPER 5.5 YARD												**STEIGER**
Lift Cylinder	....	3.0	....	1.5	**01-1184**	G09170	**18.57**	VS	STFO	POL	01-6561	
SCRAPER 8 YARD												**STEIGER**
Front Gate	....	3.0	....	1.5	**01-1184**	G09170	**18.57**	VS	STFO	POL	01-7326	
SCRAPER 12 YARD												**STEIGER**
Lift Cylinder	1009-	4.0	....	1.75	**01-1169**	G09165	**47.54**	MC	USL	POL	01-6145	
Front Gate	....	3.0	....	1.5	**01-1184**	G09170	**18.57**	VS	STFO	POL	01-6144	
Rear Gate/Pushoff		3.0	....	2.0	**01-1191**	G09175	**17.27**	VS	STFO	POL	01-6143	
SCRAPER 16 YARD												**STEIGER**
Front Gate	....	4.0	....	1.75	**01-1169**	G09165	**47.54**	MC	USL	POL	01-7238, 02-3383; 4' x 10' & 4' x 13'	
Pushoff	-1723	3.0	....	2.0	**01-1191**	G09175	**17.27**	VS	STFO	POL	01-7239, 02-3384	
ST SERIES III												**STEIGER ST SERIES III**
Steering Cylinder	....	3.5	....	1.5	**18-1495T91**	G09210	**26.99**	VS	RHYO	POL	18-1488	Old Style
	....	3.5	....	1.75	**35-1136T91**	G09215	**30.83**	MC	STFO	POL	01-7773	New Style
TIGER III, TIGER IV SERIES												**STEIGER**
Steering Cylinder	....	3.5	....	1.75	**35-1136T91**	G09215	**30.83**	MC	STFO	POL	01-8404T91, 50-2142T91	
WILDCAT III												**STEIGER**
Steering Cylinder	....	3.0	....	1.5	**18-1012**	G09197	**12.17**	- -	- -	- -	18-1148, 18-1297	
3 Point Hitch	....	5.0	....	2.0	**18-1186T91**	G09200	**15.87**	MC	STFO	OR1B	18-1152	

AGRICULTURAL SEAL KITS FOR VERSATILE® EQUIPMENT

Application	S/N Range	Bore Size	Stroke	Rod Diam.	Kit Number	Our Sequence Number	Per Each	Rod Wiper	Piston Seal	Rod Seal	Cylinder Number	Remarks
400 SWATHER (1975 THRU 1983)												**VERSATILE 400**
Table Cylinder	....	1.625	....	1.375	**SWA1694**	G09447	**$6.40**	MC	OR	- -	SWA6185	
Reel Cylinder	....	2.125	....	1.125	**SWA1660**	G09445	**11.33**	MC	OR	OR	SWAA36534	Double Acting
	....	1.5	....	1.0	**SWA1659**	G09440	**2.52**	MC	2OR	OR	SWA1467	Single Acting
440 SWATHER (1975)												**VERSATILE 440**
Table Cylinder	....	2.25	....	1.75	**SKFSWA22687**	G09455	**7.15**	MC	- -	- -	SWA22687	
Reel Cylinder	....	1.5	....	1.0	**SWA1659**	G09440	**2.52**	MC	2OR	OR	SWAA1467	
10 SWATHER (1977-79, 1981) 2400 SWATHER (1977)												**VERSATILE 10, 2400**
Reel Cylinder	....	1.5	....	1.0	**SWA1659**	G09440	**2.52**	MC	2OR	OR	SWA1467	
	....	2.125	....	1.125	**SWA1660**	G09445	**11.33**	MC	OR	OR	SWAA1465	Double Acting
Table Cylinder	....	1.625	....	1.375	**SWA1694**	G09447	**6.40**	MC	OR	- -	SWAA1631	Single Acting
2800 SWATHER (1977, 1979)												**VERSATILE 2800**
Table Cylinder	....	1.625	....	1.375	**SWA1694**	G09447	**6.40**	MC	OR	- -	SWA6131	Single Acting
Reel Cylinder	....	1.5	....	1.0	**SWA1659**	G09440	**2.52**	MC	2OR	OR	SWA1467	Double Acting
4400 SWATHER (1979-1982)												**VERSATILE 4400**
Reel Cylinder	....	1.5	....	1.0	**SWA1659**	G09440	**2.52**	MC	2OR	OR	SWA1467	Single Acting
	....	2.125	....	1.125	**SWA1660**	G09445	**11.33**	MC	OR	OR	SWAA1465	Double Acting
700 (1975-76), 750 (1976), 800, 850, 900 (1976) TRACTOR												**VERSATILE**
Steering Cylinder	070901	3.0	....	1.5	**24909**	G09460	**43.00**	MC	POL	POL	TRA25569 Right, TRA25576 Left	
3 Point Cylinder	....	4.0	....	1.75	**31481**	G09465	**75.14**	MC	PC	POL	TRA18986	All
150 TRACTOR (1977, 1980)												**VERSATILE 150**
Steering Cylinder	....	2.0	....	1.25	**49256**	G09490	**29.04**	VS	USL	POL	TRA35202	

We do not imply that any part listed is the product of these manufacturers.

All descriptions and numbers are used for reference purposes only

Prices subject to change without notice. **ASK FOR QUANTITY DISCOUNT**

AGRICULTURAL SEAL KITS FOR VERSATILE® EQUIPMENT

Application	S/N Range	Bore Size	Stroke	Rod Diam.	Kit Number	Our Sequence Number	Per Each	Rod Wiper	Piston Seal	Rod Seal	Cylinder Number	Remarks
500 TRACTOR (1977)												**VERSATILE 500**
Steering Cylinder	....	3.0	....	1.5	**24909**	G09460	**$43.00**	MC	POL	POL	TRA32932 Right, TRA32934 Left	
555 (1981-83), 835 (1979-83), 855 (1979-83), 875 (1979-83), 895 (1980-83), 935 (1979-82), 945 (1983), 950 (1979-82), 955 POWERSHIFT (1983), 975 (1983), 700, 750, 800, 825, 850, 900, 950 (1977) TRACTOR												**VERSATILE**
Steering Cylinder	....	3.0	....	1.5	**36466**	G09480	**42.91**	VS	POL	POL	36465 Right; 36464 Left	
3 Point Cylinder	....	4.0	....	1.75	**31481**	G09465	**75.14**	MC	PC	POL	31467	
835 TRACTOR (1978)												**VERSATILE 835**
Steering Cylinder	....	3.0	....	1.5	**24909**	G09460	**43.00**	MC	POL	POL	TRA25569, TRA25570	
3 Point Cylinder	....	4.0	....	1.75	**31481**	G09465	**75.14**	MC	PC	POL	31467	
150 TRACTOR (1981)												**VERSATILE 150**
Steering Cylinder	....	2.0	....	1.25	**49256**	G09490	**29.04**	VS	USL	POL	TRA35202	
3 Point Cylinder	....	3.0	....	2.5	**SKFTRA35204**	G09475	**37.16**	MC	OR1B	POL	TRA35204	
160 (1983), 256, 276 TRACTOR												**VERSATILE 160**
Steering & 3 Point Cyl.		3.0	....	2.5	**69420**	G09505	**16.17**	VS	POL	- -	TRA61552	

AGRICULTURAL SEAL KITS FOR WESTENDORF® EQUIPMENT

Application	S/N Range	Bore Size	Stroke	Rod Diam.	Kit Number	Our Sequence Number	Per Each	Rod Wiper	Piston Seal	Rod Seal	Cylinder Number	Remarks
WL-21, 22, 23 FARM LOADER												**WESTENDORF WL-21, 22, 23**
Lift & Tilt Cylinder	....	2.5	....	1.375	**01CK**	G09750	**$57.11**	VS	CIPR	OR3B	L-8A, B-1A	
TA-28, WL-24, WL-42 FARM LOADER												**WESTENDORF**
Lift Cylinder	....	3.0	....	1.75	**04CK**	G09765	**61.08**	MC	CIPR	OR3B	L-20A	
Tilt Cylinder	....	2.5	....	1.375	**01CK**	G09750	**57.11**	VS	CIPR	OR3B	B-7A	
TA-46, WL-42C, WL-44, WL-61 FARM LOADER												**WESTENDORF**
Lift & Tilt Cylinder	....	3.0	....	1.75	**04CK**	G09765	**61.08**	MC	CIPR	OR3B	L-20A, B-5A	
WL-64 FARM LOADER												**WESTENDORF WL-64**
Lift Cylinder	....	3.0	....	2.25	**06CK**	G09770	**62.13**	MC	CIPR	OR1B	L-12A	
Tilt Cylinder	....	3.0	....	1.75	**04CK**	G09765	**61.08**	MC	CIPR	OR3B	B-3A	
WL-110 FARM LOADER												**WESTENDORF WL-110**
Lift Cylinder	....	2.0	....	1.375	**07CK**	G09775	**51.44**	VS	CIPR	OR2B	L-15	
Tilt Cylinder	....	2.0	....	1.0	**08CK**	G09780	**48.50**	MC	CIPR	OR1B	B-15	
WL-457 FARM LOADER												**WESTENDORF WL-457**
Lift Cylinder	....	3.0	....	1.75	**04CK**	G09765	**61.08**	MC	CIPR	OR3B	B-3A	
Tilt Cylinder	....	4.0	....	2.25	**16CK**	G09785	**65.12**	MC	OR5B	OR1B		
ADDITIONAL SEAL KITS												**WESTENDORF**
	....	3.0	....	1.5	**02CK**	G09755	**65.28**	MC	CIPR	OR1B		
	....	2.5	....	1.5	**03CK**	G09760	**66.58**	MC	CIPR	OR1B		

AGRICULTURAL SEAL KITS FOR WHITE® EQUIPMENT

Application	S/N Range	Bore Size	Stroke	Rod Diam.	Kit Number	Our Sequence Number	Per Each	Rod Wiper	Piston Seal	Rod Seal	Cylinder Number	Remarks
555, 5297, 5555, 7800, 8600,L 8700, 8800, 8900, 9700 COMBINE												**WHITE**
Header Lift	....	2.625	....	2.25	**2726887**	G10110	**$14.03**	MC	OR1B	- -		
8650 COMBINE												**WHITE 8650**
Header Lift	....	2.625	....	2.25	**2726887**	G10110	**14.03**	MC	OR1B	- -		
8122 CORN PLANTER												**WHITE 8122**
	....	1..062	....	2.00	**70072348**	G10250	**21.96**	MC	PSP	ORB	853541	
	....	1.25	....	3.50	**700723476**	G10251	**43.27**	MC	PSP	POL	12200128	
1609 FARM LOADER												**WHITE 1609**
Lift Cylinder	....	3.0	....	1.5	**504933ES**	G10085	**54.15**	MC	CIPR	OR2B		
Tilt	....	2.5	....	1.5	**504942ES**	G10090	**53.94**	MC	CIPR	OR2B		
1510 FARM LOADER												**WHITE 1510**
Lift Cylinder	....	1.75	....	1.375	**SKF198151-A**	G10045	**39.37**	MC	VEE	- -	198151-A	Single Acting
	....	2.25	....	1.375	**SKF198151-C**	G10050	**52.15**	MC	VEE	VEE	198151-C	Double Acting
	....	2.75	....	1.375	**SKF197151-D**	G10030	**82.87**	MC	VEE	VEE	197151-D	Double Acting
Tilt	....	2.25	....	1.375	**SKF197151-E**	G10035	**60.60**	MC	VEE	VEE	197151-E	Double Acting
1710 FARM LOADER												**WHITE 1710**
Lift Cylinder	....	3.0	....	1.75	**20-7130142**	G10195	**64.44**	MC	POL	VEE		
Tilt	....	3.0	....	1.375	**20-7130141**	G10190	**68.48**	MC	USL	VEE		
1730 FARM LOADER												**WHITE 1730**
Lift Cylinder	....	2.75	....	1.375	**20-7130136**	G10185	**88.83**	MC	VEE	VEE		
1840 FARM LOADER												**WHITE 1840**
Lift Cylinder	....	2.75	....	1.75	**20-7101009**	G10180	**68.07**	MC	USL	VEE		
Tilt	....	3.0	....	1.375	**20-7130141**	G10190	**68.48**	MC	USL	VEE		
6342 REVERSABLE PLOW												**WHITE 6342**
Rollover Cylinder		3.0	....	1.5	**220033BS**	G10062	**35.14**	MC	OR3B	OR1B		
WHITE REMOTE CYLINDER												**WHITE**
	....	3.0	8.0	1.25	**20-7001672**	G10160	**21.29**	MC	OR2B	OR1B	20-700-1659	

We do not imply that any part listed is the product of these manufacturers.

All descriptions and numbers are used for reference purposes only

AGRICULTURAL SEAL KITS FOR WHITE® EQUIPMENT

Application	S/N Range	Bore Size	Stroke	Rod Diam.	Kit Number	Our Sequence Number	Per Each	Rod Wiper	Piston Seal	Rod Seal	Cylinder Number	Remarks
CROSS REMOTE CYLINDER												**WHITE**
	....	3.0	....	1.25	**30-3095665**	G10200	**$22.85**	MC	OR2B	OR1B	30-309-5479, -5541	
	....	4.0	....	1.25	**20-7000248**	G10130	**29.58**	MC	OR2B	OR1B	30-309-5576,-5496,10P3582,20-700-253	
	....	4.0	....	1.25	**30-3095746**	G10210	**33.24**	MC	OR2B	OR1B	20-209-5606	
PRINCE REMOTE CYLINDER												**WHITE**
	....	4.0	8.0	1.5	**238273BS**	G10065	**15.63**	VS	OR2B	OR1B	10P3415	

AGRICULTURAL SEAL KITS FOR WOODS® EQUIPMENT

Application	S/N	Bore Size	Stroke	Rod Diam.	Kit Number	Our Sequence Number	Per Each	Wiper	Seal	Seal	Cylinder Number	Remarks
WOODS CYLINDER												**WOODS**
	....	2.5	....	1.5	**30109**	G10500	**$7.19**	VS	OR2B	OR1B		
	....	2.5	....	1.25	**30114**	G10505	**14.89**	VS	WR	USL		
	....	3.0	....	1.75	**30124**	G10510	**16.46**	VS	WR	USL		

REPLACEMENT SEAL KITS FOR THE FOLLOWING

Part Number	Our Sequence Number	Per Each
ATLAS®		
ATL-15-517	CC5530	**$7.82**
ATL-15-572	CC5535	**5.97**
ATL-15-573	CC5540	**5.97**
ATL-15-614	CC5545	**5.59**
ATL-15-616	CC6760	**113.80**
ATL-15-620	CC6780	**199.20**
ATL-15-621	CC6785	**204.26**
BANTAM® (Koehring)		
23682	M07056	**$54.41**
24442	M07060	**56.06**
24443	M07062	**27.64**
24444	M07063	**78.24**
25041	- - - - - -	**....**
25513	- - - - -	**...**
27098	- - - - - -	**....**
27334	- - - - - -	**....**
201191	- - - - - -	**....**
201921	- - - - - -	**....**
204126	N01268	**150.73**
BARKO®		
56500524	M07120	**$103.74**
56500533	M07128	**53.57**
56500586	M07150	**80.46**
56500588	M07152	**101.40**
56500599	N01472	**64.60**
BUFFALO®		
03080004-SK	EE1701	**$14.28**
CASCADE®		
638884	N01568	**$258.42**
DYNAHOE® (Bucyrus-Erie)		
62900692	AA5720	**$125.18**
62900695	AA5725	**70.56**
62900698	MM07982	**31.29**
62900701	AA5735	**63.54**
62900704	AA5745	**98.22**
62900712	AA5755	**63.04**
91108112	AA5760	**129.35**
91108425	AA5765	**22.43**
91113599	MM0812	**9.00**
91116612	MM0814	**57.93**
91116613	MM0816	**75.21**
91116616	MM0818	**43.09**
91116617	MM0820	**35.95**
91116619	AA5795	**43.94**
91116621	AA5800	**116.65**
91116838	- - - - - -	**....**
91116839	- - - - - -	**....**
91116840	- - - - - -	**....**
91116841	MM0830	**59.65**
91116842	- - - - - -	**....**
91116843	- - - - - -	**....**
EATON YALE (Timberjack)®		
2313847	CC6800	**$68.13**
2313851	CC6820	**107.60**
EY-6955800	CC0202	**68.22**
EY-6955805	CC0200	**110.19**

Part Number	Our Sequence Number	Per Each
ESCO®		
ES-422204	CC6180	**$68.10**
ES-435261	MM0912	**42.38**
FARMSTAR®		
HCW3032	G03150	**$25.13**
FONTAINE®		
FNT-3VSW	CC6135	**$32.38**
FNT-4VSW	CC6140	**37.84**
FNT-5VSW	CC6145	**46.16**
FNT-38	CC6165	**294.55**
FNT-6VSW	CC6150	**51.97**
FNT-7VSW	CC6155	**60.49**
FNT-8VSW	CC6160	**75.09**
FRANKLIN®		
FR-1500328A	CC6570	**$33.46**
FR-1500328B	CC6575	**89.18**
FR-1500341	CC6580	**69.17**
FR-1500568A	CC6595	**37.47**
FR-1500568B	CC6600	**80.45**
FR-1500893A	CC6605	**76.01**
FR-1500893B	CC6610	**69.05**
FR-1500900A	CC6615	**51.33**
FR-1500900B	CC6620	**80.53**
FR-1505499	CC6588	**132.11**
FR-1506186	CC6590	**46.50**
GAFNER-IRON MULE®		
103-901	MM1110	**$91.42**
104-901	MM1114	**94.38**
GLENCOE®		
GLC-UA80568	- - - - -	**$ ....**
GLC-UA80569	- - - - -	**....**
GLC-UA80570	- - - - -	**....**
GLC-UA80589	CC5585	**80.37**
GLC-TH200B-K	CC5595	**66.93**
GLC-TH80	CC5590	**40.22**
UA68442	G10345	**12.62**
UA68443	G10350	**12.57**
HARVESTER®		
545829R93	G05099	**$37.82**
622825C91	AA5200	**13.26**
636136C91	AA5255	**62.64**
636138C91	- - - - -	**....**
HOULE®		
3902	G05509	**$17.11**
18-33-0226	G05510	**49.01**
18-33-0275	G05511	**25.56**
07-33-0082	G05515	**25.84**
10-33-0055	G 0 5 5 1 6	
4.2610-33-0435	G05517	**49.01**
10-33-04350	G05518	**49.73**
10-33-0096	G05519	**48.90**
2018-3302-560	G05520	**40.39**
10-33-0077	G 0 5 5 2 2	
36.6607-22-0082	G05524	**26.07**
10-33-0066	G05526	**45.51**
10-33-0077	G05522	**36.66**

Part Number	Our Sequence Number	Per Each
HUSKY®		
790-030-018	M M 1 5 1 0	
$....790-035-501	MM1520	**65.73**
790-035-507	N03514	**104.94**
790-200-014	N03574	**70.90**
HBPMCK-D1192	CC6465	**259.11**
HBPMCK-F715	CC6470	**47.21**
HBPMCK-F716	CC6475	**100.33**
HBPMCK-F717	CC6480	**95.38**
HBPMCK-F718	CC6485	**135.39**
HBPMCK-F721	CC6490	**139.33**
HBPMCK-F726	CC6495	**123.58**
HBPMCK-G968	CC6500	**168.58**
HBPMCK-H163	CC6505	**81.27**
HBPMCK-H182	CC6510	**65.85**
HB-790-120-019	- - - - -	**....**
HB-790-121-097	CC6517	**120.14**
HYDRO-LINE®		
SKN2-512-04	CH1300	**$51.23**
SKN2-512-04V	CH1302	**108.03**
SKN2-512-05	CH1304	**55.31**
SKN2-512-05V	CH1306	**114.82**
SKN2-512-065	CH1308	**53.15**
SKN2-512-065V	CH1310	**130.53**
SKN2-512-10	CH1307	**....**
SKN2-661-05	CH1312	**12.62**
SKN2-661-05V	CH1313	**46.76**
SKN2-661-08	CH1314	**12.53**
SKN2-661-08V	CH1315	**49.64**
SKN2-661-11	CH1316	**15.30**
SKN2-661-11V	CH1317	**55.31**
SKN2-661-14	CH1318	**17.97**
SKN2-661-14V	CH1322	**64.84**
SKR5-512-04	CH1370	**39.18**
SKR5-512-04V	CH1374	**106.91**
SKR5-512-05	CH1376	**42.79**
SKR5-512-05V	CH1378	**109.28**
SKR5-512-08	CH1380	**55.68**
SKR5-512-08V	CH1382	**147.00**
SKR5-512-10V	CH1384	**163.75**
HYCAN®		
312-7411-5	G04300	**$46.65**
JOHNSON®		
JO-225VPW	MM1910	**$26.82**
JO-325VPW	MM1918	**20.56**
JO-425VPW	MM1926	**34.27**
JO-525VPW	MM1936	**27.74**
JO-625NVPW	CC5515	**65.25**
JO-750NVPW	CC5520	**94.60**
- - - - - - - - - -	- - - - - -	**.....**
KOEHRING®		
KR-8205601	CC5945	**$34.70**
KR-8205602	CC5950	**75.67**
KR-8205603	CC5955	**60.08**
KR-8205604	CC5960	**55.24**
KR-8205635	CC5965	**85.16**
KR-603E2503	CC5940	**77.11**

We do not imply that any part listed is the product of these manufacturers.
All descriptions and numbers are used for reference purposes only

Part Number	Our Sequence Number	Per Each
KELLEY RIPPER®		
3048-845	AA5650	**$140.50**
3048-847	AA5655	**240.67**
3048-848	AA5660	**247.12**
3054-071	AA5670	**181.86**
A005011	AA5675	**211.70**
LOADMASTER®		
LM-750006K	CC5852	**$62.32**
LM-750008K	CC5840	**73.02**
LM-750008-10	CC5845	**75.93**
LM-750011-10	CC5850	**94.63**
LM-750012K	CC5830	**160.33**
LM-750013K	CC5825	**73.33**
MYERS®		
MY-7705	MM2300	**$23.23**
MY-15254	MM2310	**37.96**
PAK-MOR®		
PKM-UD648-34	CC6230	**$10.68**
PKM-1101-34	CC6215	**42.74**
PKM-1471-34	CC6240	**37.98**
PKM-UD2167-34	MM2428	**36.98**
PKM-2194LM	CC6200	**126.97**
PKM-2608-34	CC6255	**26.22**
PARKER HANNIFIN®		
RG2AHL0061	N06168	**$86.13**
RG2AHL0065	N06169	**118.43**
RG2AHL0101	N06170	**96.90**
RG2AHL0105	N06172	**145.36**
RG2AHL0131	N06174	**113.04**
RG2AHL0135	N06176	**150.73**
RG2AHL0171	N06178	**151.45**
RG2AHL0175	N06180	**156.10**
RG2AHL0201	N06182	**161.50**
RG2AHL0205	N06184	**242.24**
RG2AHL0251	N06186	**274.56**
RG2AHL0255	N06187	**506.03**
RG2AHL0301	N06188	**425.27**
RG2AHL0305	N06190	**538.33**
RG2AHL0351	N06192	**586.77**
RG2AHL0355	N06194	**775.19**
RG2AHL0401	N06354	**866.70**
RG2AHL0405	N06196	**1038.96**
RG2AHL0501	N06197	**1453.48**
RG2AHL0505	N06199	**1647.28**
RG2AHL0551	N06198	**1614.98**
RG2AHL0555	N06200	**1884.14**
RK2AHL0061	N06356	**24.98**
RK2AHL0065	N06202	**50.39**
RK2AHL0101	N06360	**26.91**

PLEASE TELL US WHAT SEAL KITS YOU NEED!

SEND US A SAMPLE OR SAMPLE KIT AND WE WILL SUPPLY THEM FOR YOU.

REPLACEMENT SEAL KITS FOR THE FOLLOWING:

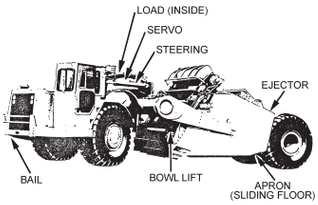

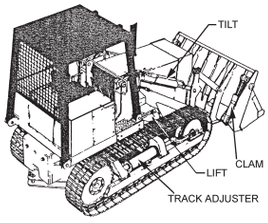

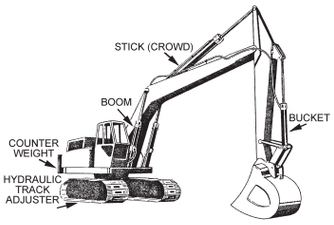

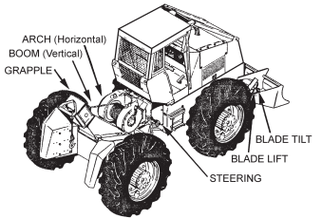

Part Number	Our Sequence Number	Per Each
PARKER HANIFIN® (Continued)		
RK2AHL0105	N06204	$70.40
RK2AHL0131	N06361	30.58
RK2AHL0135	N06362	107.44
RK2AHL0171	N06365	36.81
RK2AHL0175	N06366	123.37
RK2AHL0201	N06368	42.41
RK2AHL0205	N06370	186.91
RK2AHL0251	N06372	57.28
RK2AHL0255	N06206	237.50
RK2AHL0301	N06208	102.70
CB102HL005	N06275	16.14
CB152HL005	N06276	18.95
CB202HL005	N06280	32.30
CB252HL005	N06101	37.69
CB322HL005	N06284	40.48
CB402HL005	N06074	48.44
CB502HL005	N06287	67.39
CB602HL005	N06104	74.07
CB702HL005	N06078	96.90
CB802HL005	N06082	107.67
CB902HL005	N06086	156.10
CB922HL005	N06090	175.05
PR102H0001	N06325	84.84
PR152H0001	N06324	85.48
PR202H0001	N06326	87.65
PR322H0001	N06338	94.31
PR402H0001	N06342	98.40
PR502H0001	N06346	122.51
PR602H0001	N06350	175.05
PR702H0001	N06152	208.65
PR802H0001	N06166	296.09
PR902H0001	N06158	465.75
PR102H0005	N06148	87.65
PR152H0005	N06150	94.31
PR202H0005	N06328	107.67
PR252H0005	N06334	115.85
PR322H0005	N06340	119.93
PR402H0005	N06344	121.22
PR502H0005	N06348	146.86
PR602H0005	N06352	193.80
PR702H0005	N06154	232.99
PR802H0005	N06156	324.49
PR902H0005	N06160	538.33
PR922H0005	N06164	803.61
PK102HLL01	N06288	25.61
PK152HLL01	N06292	22.39
PK202HLL01	N06300	24.32
PK252HLL01	N06310	37.04
PK322HLL01	N06122	67.39
PK402HLL01	N06128	80.53
PK502HLL01	N06303	118.43
PK602HLL01	N06304	177.21

Part Number	Our Sequence Number	Per Each
PARKER HANIFIN® (Continued)		
PK702HLL01	N06138	$226.73
PK802HLL01	N06146	329.03
PK902HLL01	N06306	531.64
PK922HLL01	N06141	961.01
PK102HLL05	N06290	52.54
PK152HLL05	N06294	122.51
PK202HLL05	N06302	176.35
PK252HLL05	N06118	204.34
PK322HLL05	N06124	234.28
PK402HLL05	N06130	535.74
PK502HLL05	N06134	869.51
PK602HLL05	N06136	948.95
PK702HLL05	N06140	1044.35
PK802HLL05	N06305	1187.11
PK1002A001	N06106	19.17
PK1502A001	N06110	21.74
PK2002A001	N06298	Call
PK2502A001	N06116	22.39
PK3202A001	N06314	28.85
PK4002A001	N06126	38.10
PK5002A001	N06132	51.45
PK6002A001	N06316	80.10
PK7002A001	N06311	110.68
PK8002A001	N06142	144.91
PK9002A001	N06320	221.57
PK9202A001	N06312	297.16
PK1002A005	N06108	45.86
PK1502A005	N06112	107.67
PK2002A005	N06114	146.86
PK2502A005	N06308	164.29
PK3202A005	N06120	183.03
PK4002A005	N06315	201.98
PK5002A005	N06317	270.68
PK6002A005	N06318	468.33
PK8002A005	N06144	694.43
PK9002A005	N06322	819.75
PK9202A005	N06323	994.60
PRENTICE®		
147282	CC3542	$30.01
147103	CC3543	35.50
147504	N06510	33.16
147505	CC3544	29.70
147506	N06514	33.16
147513	CC3546	27.74
147514	CC3548	32.83
147515	N06522	31.97
147522	N06524	113.69

We do not imply that any part listed is the product of these manufacturers

Part Number	Our Sequence Number	Per Each
PRENTICE® (Continued)		
147532	CC3550	$43.98
147533	N06530	81.11
147548	N06536	108.96
147603	CC3552	63.69
147606	CC3554	187.79
147608	CC3556	81.17
147609	CC3558	65.32
147613	CC3560	80.03
147615	CC3562	65.88
147617	CC3564	143.11
147619	CC3566	57.27
147628	CC3568	194.95
147629	CC3570	121.50
147703	CC3572	14.83
147729	CC3574	141.75
147731	CC3576	103.50
147732	CC3578	117.17
147733	CC3580	102.27
147734	MM2660	72.70
147735	CC3582	99.27
147736	CC3584	56.51
147738	CC3586	80.18
147746	CC3588	107.33
147747	CC3590	94.19
147748	CC3592	143.19
147751	CC3594	60.58
147753	CC3596	48.05
147754	CC3598	46.64
147766	CC3600	48.36
147769	CC3602	146.70
147770	CC3604	82.47
147771	CC3605	93.24
147780	CC3606	80.05
147781	CC3608	101.47
147800	CC3610	97.11
147801	CC3612	102.41
147802	CC3613	131.58
147803	CC3614	99.56
147804	CC3615	75.14
147808	CC3617	84.38
147810	CC3620	70.28
147812	CC3622	57.15
147813	CC3624	38.46
147816	CC3625	65.74
147826	CC3627	36.32
147828	CC3628	30.01
147831	CC3630	100.20
147832	CC3631	138.70
147833	CC3632	103.60
147834	CC3633	106.19
147835	CC3634	146.64
147836	CC3635	97.68
147849	MM2690	81.66
147858	CC3638	104.95

Part Number	Our Sequence Number	Per Each
RONEN®		
RO-3.5K	CC6530	$64.14
RO-5.0K	CC6535	113.61
RO-6.0K	CC6545	129.75
RO-7.0K	CC6550	158.88
SUNFLOWER®		
SN8776-1	G09230	$21.53
SUPER DRAULIC®		
7080156H	- - - - -	$....
TAYLOR®		
I-1-26-0902	N08094	$177.65
TEL-E-LECT®		
37698	N08166	$331.61
TEXAS®		
TH-10099	MM3009	$8.23
TH-10118	MM3018	7.17
VENCO®		
VE-13088	CC5555	$110.89
VE-13089	CC5560	92.98
VE-13090	CC5565	80.30
UNIT RIG®		
024760	AA5600	$252.59
914261	AA5611	78.11
024762	AA5615	411.30
024763	AA5620	95.24
901643	AA5625	27.50
912694	AA5630	283.64
912726	AA5640	437.00
912786	AA5645	329.47
WILL-RICH®		
P233832	- - - - - -	$....

All descriptions and numbers are used for reference purposes only

HAVE PROBLEMS? OUR SPECIALLY TRAINED PERSONNEL ARE HERE TO HELP YOU. WRITE, PHONE, FAX, OR E-MAIL US.

UNABLE TO FIND WHAT SEAL KITS YOU NEED!
SEND US A SAMPLE OF WORN PARTS OR SAMPLE KIT AND WE WILL SUPPLY THEM FOR YOU.
PLEASE GIVE US MAKE, MODEL, SERIAL NUMBER & APPLICATION

ASK FOR QUANTITY DISCOUNT *Prices subject to change without notice.*

BAUM HYDRAULICS CORPORATION
1-800-228-9222 / e-mail: sales@baumhydraulics.com
Fax: 1-800-832-2522 / www.baumhydraulics.com / © Baum Hydraulics Corporation

Large Fastener Drawer Assortments

Drawer Dimensions: 18-5/16” x 12-7/16” x 3-1/16”

Grade 5 Coarse
Qty: 1250 pcs
Price: $269.99

Grade 8 Coarse
Qty: 1250 pcs
Price: $269.99

Grade 8 Fine Thread
Qty: 1250 pcs
Price: $269.99

Stainless Steel
Qty: 1250 pcs
Price: $329.99

Metric 8.8
Qty: 1250 pcs
Price: $269.99

Metric 8.8
Fine Thread
Qty: 1250 pcs
Price: $179.99

Metric 10.9
Qty: 1250 pcs
Price: $219.99

Serrated Flange
Qty: 550 pcs
Price: $299.99

Metric 10.9 Flange
Qty: 525 pcs
Price: $329.99

Carriage Bolt
Qty: 1250 pcs
Price: $269.99

Nylon Locknuts
Qty: 1240 pcs
Price: $329.99

All-Metal Locknuts
Qty: 1500 pcs
Price: $284.99

Hardware Drawers

TEK Screws
(Self-Drilling)
Qty: 1028 pcs
Price: $254.99

Machine Screw
(Phillips)
Qty: 2460 pcs
Price: $284.99

Deck,Drywall,& Wood
Screws
Qty: 2000 pcs
Price: $224.99

Roll Pin &
Set Screws
Qty: 500 pcs
Price: $209.99

Pin & Clip
Qty: 730 pcs
Price: $209.99

Rivots
(Plastic & Metal)
Qty: 1000 pcs
Price: $179.99

Tap & Die Kit
Qty: 20 pcs
Price: $179.99

Electrical Drawers

Cable Ties
Qty: 750 pcs
Price: $209.99

Heat Shrink
Terminals
Qty: 297 pcs
Price: $299.99

Heat Shrink
Tubing
Qty: 60 pcs
Price: $224.99

Primary GPT Wire
Qty: 16 pcs
Price: $199.99

Fuses - Mini -
Standard - Maxi
Qty: 205 pcs
Price: $239.99

Weather Pack
Connectors
Qty: 150 pcs
Price: $254.99

Refill Kit for
Fuse Drawer
Qty: 205 pcs
Price: $172.99

Large Cabinets

2 Drawer Cabinet
Price: $218.99

4 Drawer Cabinet
Price: $269.99

5 Drawer Cabinet
Price: $329.99

6 Drawer Cabinet
Price: $404.99

6 Drawer Cabinet
with Locking Door
Price: $329.99

Bundle and Save
10% off when you buy a cabinet with drawers!

We use all major carriers to ship packages, the list is as follows:

* FEDEX
* UPS
* USPS/POST
* ASAP - WHERE AVAILABLE
* SPEEDEE - WHERE AVAILABLE

* FEDEX LTL
* MAGNUM
* PANAMA
* LTL CARRIERS

NOTES: _____