
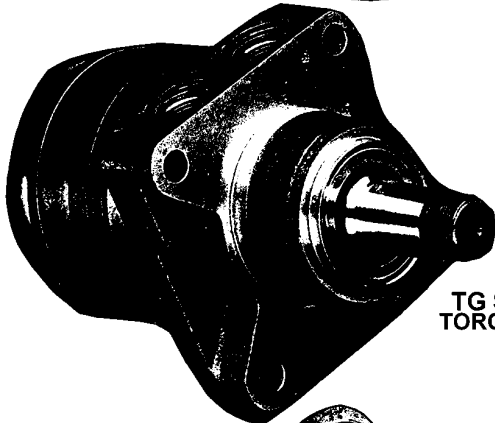



TF SERIES TORQMOTOR



TB SERIES TORQMOTOR



TG SERIES TORQMOTOR



TE SERIES TORQMOTOR

TF SERIES TORQMOTOR is for heavy-duty continuous applications that require up to 12 HP continuous with 20 HP peak. 4.9 CIPR to 29 CIPR, work PSI 49 to 18, 2000 PSI. Roller stator - 2 needle bearings in housing and 2 needle thrust bearings. Heavy back cover with 7 bolts

TB SERIES TORQMOTOR is for light-duty intermittent applications that require up to 4-3/4 HP continuous with 10 HP peak. 2.7 CIPR to 24 CIPR, work PSI 2.7 to 12, 1800 PSI. Roller stator - 1 bushing in housing and 1 needle bearing. Standard back cover with 5 bolts

TG SERIES TORQMOTOR is for heavy-duty continuous applications that require up to 17 HP continuous with 35 HP peak. 8.9 CIPR to 58.5 CIPR, work PSI 8.9 to 20.6, 3000 PSI. Roller stator - 2 needle bearings in housing and 2 needle thrust bearings. Heavy back cover with 7 bolts.

TE SERIES TORQMOTOR is for medium-duty intermittent applications that require up to 6 HP continuous with 13 HP peak. 2.7 CIPR to 24 CIPR, work PSI 2.7 to 12, 2000 PSI. Roller stator - 2 needle bearings in housing and 1 needle thrust bearing. Heavy back cover with 7 bolts.

THE TG, TF, TE, & TB TORQMOTORS ARE DESIGNED TO CARRY SIDE LOADS OF UP TO 2,000 POUNDS; THIS ALLOWS THE MOTOR TO DELIVER ITS FULL TORQUE, DRIVING A SPROCKET, GEAR OR PULLEY ON THE STANDARD OUTPUT SHAFT.

PEAK SHAFT SIDE LOAD CAPACITY IN POUNDS

Distance From Mount Face Inches	TG Continuous Side Load Capacity Pounds	TF Intermittent Side Load Capacity Pounds	TB & TE Intermittent Side Load Capacity Pounds
1/4	4,000	2,500	---
1/2	3,800	2,300	2,400
1	3,400	2,200	2,000
1-1/4	3,100	2,000	1,900
1-1/2	2,900	1,933	1,800
2	2,500	1,865	1,700
2-1/4	2,300	1,800	---
3	2,000	1,600	---
3-1/4	1,900	1,500	---
4	1,700	---	---
5	1,500	---	---

RATING IS INTERMITTENT FOR TB & TE
RATING IS CONTINUOUS FOR TF & TG

RECOMMENDED HYDRAULIC OIL

The TORQMOTOR will perform best at top power rating with the use of oils per the following chart:

Hydraulic System Operating Temperature Range (Min. to Max.)	SAE Viscosity Designation	American Petroleum Institute (API) Service Classification
0° F. to 200° F.	10W-40	MS or SD
50° F. to 200° F.	20-20W	MS or SD

Manufacturer Recommends 10W40 Oil.

Use 10 Micron Filters

HYDRAULIC MOTOR REQUIREMENTS FOR AUGER USE UNDER NORMAL CONDITIONS

Auger Size Diam. x Length	Speed Range RPM	Hydraulic HP Required	Torqmotor Number	GPM Required	Pressure Required	Gas Engine HP Required	Electric Motor HP Required
6" x 25'	375-475	3 to 5	TB0100	9 to 12	1,000 PSI	5 HP	3 HP
6" x 30'	375-475	3 to 5	TB0100	9 to 12	1,000 PSI	7 HP	3 HP
6" x 35'	375-475	3 to 5	TB0100	9 to 12	1,000 PSI	7 HP	5 HP
6" x 42'	375-475	4 to 7	TE0100	9 to 12	1,000 PSI	10 HP	5 HP
6" x 47'	375-475	4 to 7	TE0100	9 to 12	1,000 PSI	12 HP	7-1/2 HP
6" x 52'	375-475	4 to 7	TE0100	9 to 12	1,000 PSI	12 HP	7-1/2 HP
8" x 25'	400-450	9 to 11	TF0130	10 to 12	1,500 PSI	10 HP	5 HP
8" x 30'	400-450	9 to 11	TF0130	10 to 12	1,500 PSI	12 HP	5 HP
8" x 35'	400-450	9 to 12	TF0195	18 to 20	1,500 PSI	15 HP	7-1/2 HP
8" x 40'	400-450	9 to 12	TF0195	18 to 20	1,500 PSI	20 HP	10 HP
8" x 45'	400-450	11 to 14	TF0195	18 to 20	2,000 PSI	25 HP	15 HP
8" x 52'	400-450	12 to 18	TF0195	18 to 20	2,000 PSI	30 HP	15 HP
8" x 57'	350-425	12 to 20	TF0195	18 to 20	2,500 PSI	30 HP	15 HP

Increase Flow for more Speed; Increase Pressure for more Torque
1-800-228-9222 www.baumhydraulics.com