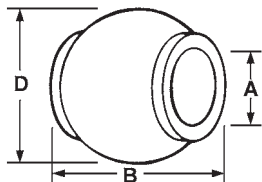


Socket pressure-formed of seamless tubing.  
Use Low-Hydrogen Type 616 or Ni-Rod Nickel Welding Rod.

| A Pin Hole Diam. Inches                           | D Sleeve Overall Diam. Inches | Speeco Plated Part Number | Replaces Unplated Part Number | B Length Thru Bore Inches | C Greatest Sleeve Width Inches | Our Sequence Number | Per Each      | Danhuser Unplated Part Number | B Length Thru Bore Inches | C Greatest Sleeve Width Inches | Our Sequence Number | Per Each      |
|---|-------------------------------|---------------------------|-------------------------------|---------------------------|--------------------------------|---------------------|---------------|-------------------------------|---------------------------|--------------------------------|---------------------|---------------|
| <b>BALL SOCKET</b>                                |                               |                           |                               |                           |                                |                     |               |                               |                           |                                |                     |               |
| <b>5/8" Lift Arm Ball Sockets - Category 0</b>    |                               |                           |                               |                           |                                |                     |               |                               |                           |                                |                     |               |
| 5/8   | 2                             | <b>B2225</b>              | B2225                         | 1                         | 3/4                            | 185985              | <b>\$8.99</b> | <b>5870</b>                   | 1                         | 3/8                            | 179146              | <b>\$7.36</b> |
| <b>7/8" Lift Arm Ball Sockets - Category 1</b>    |                               |                           |                               |                           |                                |                     |               |                               |                           |                                |                     |               |
| 7/8   | 2-1/4                         | ---                       | ---                           | ---                       | ---                            | ---                 | ---           | <b>5088</b>                   | 1-3/8                     | 9/16                           | 179120              | <b>11.33</b>  |
| 7/8   | 2-3/8                         | <b>B223</b>               | B221                          | 1-3/8                     | 7/8                            | 185920              | <b>14.35</b>  | ---                           | ---                       | ---                            | ---                 | ---           |
| 7/8   | 2-1/2                         | ---                       | ---                           | ---                       | ---                            | ---                 | ---           | <b>5827</b>                   | 1-3/8                     | 3/8                            | 179130              | <b>14.59</b>  |
| <b>1-1/8" Lift Arm Ball Sockets - Category 2</b>  |                               |                           |                               |                           |                                |                     |               |                               |                           |                                |                     |               |
| 1-1/8   | 2-3/8                         | <b>B224 Reg.</b>          | B222                          | 1-5/16                    | 7/8                            | 185984              | <b>15.51</b>  | ---                           | ---                       | ---                            | ---                 | ---           |
| 1-1/8   | 3-1/8                         | <b>B2216 Hvy.</b>         | B2215                         | 1-3/4                     | 1-3/8                          | 187678              | <b>24.00</b>  | <b>5859</b>                   | 1-3/8                     | 3/8                            | 179138              | <b>20.59</b>  |
| 1-1/8   | 3-1/8                         | ---                       | ---                           | ---                       | ---                            | ---                 | ---           | <b>5836</b>                   | 1-3/4                     | 9/16                           | 179134              | <b>23.99</b>  |
| <b>1-7/16" Lift Arm Ball Sockets - Category 3</b> |                               |                           |                               |                           |                                |                     |               |                               |                           |                                |                     |               |
| 1-7/16  | 3-1/2                         | <b>B2231</b>              | B2231                         | 1-3/4                     | 1-11/32                        | 1882375             | <b>31.83</b>  | <b>5865</b>                   | 1-3/4                     | 1/2                            | 179142              | <b>40.70</b>  |
| <b>5/8" Top Link Ball Sockets - Category 0</b>    |                               |                           |                               |                           |                                |                     |               |                               |                           |                                |                     |               |
| 5/8   | 2                             | <b>B2225</b>              | B2225                         | 1                         | 3/4                            | 185985              | <b>8.99</b>   | <b>5870</b>                   | 1                         | 3/8                            | 179146              | <b>7.36</b>   |
| <b>3/4" Top Link Ball Sockets - Category 1</b>    |                               |                           |                               |                           |                                |                     |               |                               |                           |                                |                     |               |
| 3/4   | 2                             | <b>B216* Reg.</b>         | B213                          | 1-5/8                     | 3/4                            | 187672              | <b>11.05</b>  | <b>5868</b>                   | 1                         | 3/8                            | 179144              | <b>7.36</b>   |
| 3/4   | 2                             | ---                       | ---                           | ---                       | ---                            | ---                 | ---           | <b>5500</b>                   | 1-3/4                     | 3/8                            | 179126              | <b>11.51</b>  |
| 3/4   | 2-1/8                         | <b>B215* Hvy.</b>         | B212                          | 1-5/8                     | 7/8                            | 188192              | <b>12.36</b>  | ---                           | ---                       | ---                            | ---                 | ---           |
| 3/4   | 2-1/4                         | ---                       | ---                           | ---                       | ---                            | ---                 | ---           | <b>5347</b>                   | 1-3/8                     | 9/16                           | 179122              | <b>11.33</b>  |
| 3/4   | 2-1/2                         | ---                       | ---                           | ---                       | ---                            | ---                 | ---           | <b>5860</b>                   | 1-3/8                     | 3/8                            | 179140              | <b>14.59</b>  |
| <b>1" Top Link Ball Sockets - Category 2</b>      |                               |                           |                               |                           |                                |                     |               |                               |                           |                                |                     |               |
| 1   | 2                             | ---                       | ---                           | ---                       | ---                            | ---                 | ---           | <b>7466</b>                   | 1                         | 3/8                            | 179160              | <b>7.36</b>   |
| 1   | 2-3/8                         | <b>B214* Reg.</b>         | B211                          | 1-3/4                     | 7/8                            | 187674              | <b>14.29</b>  | ---                           | ---                       | ---                            | ---                 | ---           |
| 1   | 2-3/4                         | ---                       | ---                           | ---                       | ---                            | ---                 | ---           | <b>5526</b>                   | 1-3/4                     | 7/8                            | 179128              | <b>18.23</b>  |
| 1   | 3-1/8                         | ---                       | ---                           | ---                       | ---                            | ---                 | ---           | <b>5849</b>                   | 1-3/4                     | 9/16                           | 179136              | <b>23.99</b>  |
| <b>1-1/4" Top Link Ball Sockets - Category 3</b>  |                               |                           |                               |                           |                                |                     |               |                               |                           |                                |                     |               |
| 1-1/4   | 2-3/4                         | ---                       | ---                           | ---                       | ---                            | ---                 | ---           | <b>5924</b>                   | 1-3/4                     | 7/8                            | 179156              | <b>18.18</b>  |
| 1-1/4   | 3-1/8                         | <b>B2230</b>              | B2229                         | 1-3/4                     | 1-9/32                         | 188237              | <b>25.27</b>  | <b>5925</b>                   | 1-3/4                     | 9/16                           | 179158              | <b>30.39</b>  |
| <b>1-3/4" Top Link Ball Sockets - Extra Large</b> |                               |                           |                               |                           |                                |                     |               |                               |                           |                                |                     |               |
| 1-3/4   | 4-1/2                         | ---                       | ---                           | ---                       | ---                            | ---                 | ---           | <b>5910</b>                   | 2-1/2                     | 1                              | 179150              | <b>127.11</b> |

\*Starred Sockets have shoulders machined on side of ball. Ball Socket Quantity Disc: 5% for 5 pkgs.  
Full Pkg. 4 per pkg. Ball Sockets can be mixed for quantity discount.

**REPLACEMENT BALLS**



| Type                                     | A Pin Diam. Inches | D Sleeve Overall Diam. Inches | B Length Thru Bore Inches | Speeco Part Number | Our Sequence Number | Per Each      |
|--|--------------------|-------------------------------|---------------------------|--------------------|---------------------|---------------|
| <b>7/8" Lift Arm Ball - Category 1</b>   |                    |                               |                           |                    |                     |               |
| <b>Ford</b>                              | 7/8                | 2-1/4                         | 1-3/8                     | <b>B243</b>        | 186624              | <b>\$8.33</b> |
| <b>1-1/8" Lift Arm Ball - Category 2</b> |                    |                               |                           |                    |                     |               |
| <b>Oliver</b>                            | 1-1/8              | 2                             | 1-3/4                     | <b>B246</b>        | 187676              | <b>8.33</b>   |
| <b>Ford</b>                              | 1-1/8              | 2-1/4                         | 1-3/4                     | <b>B244</b>        | 186688              | <b>8.33</b>   |
| <b>3/4" Top Link Ball - Category 1</b>   |                    |                               |                           |                    |                     |               |
| <b>Deere</b>                             | 3/4                | 2                             | 1-3/4                     | <b>B241</b>        | 186496              | <b>8.33</b>   |
| <b>1" Top Link Ball - Category 2</b>     |                    |                               |                           |                    |                     |               |
| <b>Deere</b>                             | 1                  | 2                             | 1-3/4                     | <b>B242</b>        | 186560              | <b>8.33</b>   |

**SPEECO COMBINATION BALL SOCKETS**  
Di-Chrome Plated



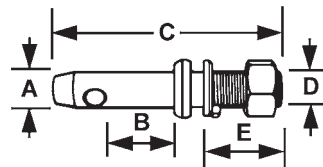
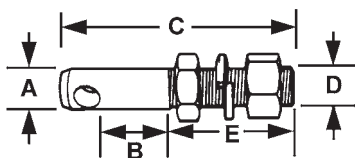
Keep one ball socket in stock for both pin hole sizes. Socket pressure formed of seamless tubing.

Use Low Hydrogen Type 616 or Ni-Rod Nickel Welding Rod. Std. Pkg. 4

| Plated Part No.  | Replaces Unplated Part Number | Sleeve Overall Diam. Inches | Sleeve Width Inches | Length Thru Bore Inches | Our Sequence Number | Per Each       |
|--|-------------------------------|-----------------------------|---------------------|-------------------------|---------------------|----------------|
| <b>7/8" and 1-1/8" Pin Hole Diameter Lift Arm Ball Sockets Category 1 or 2</b> |                               |                             |                     |                         |                     |                |
| <b>B232</b>  | B231                          | 2-3/4                       | 1-3/16              | 1-3/4                   | 187456              | <b>\$25.87</b> |
| <b>B234</b>  | B233                          | 3-1/8                       | 1-3/8               | 1-3/4                   | 187328              | <b>39.57</b>   |
| <b>3/4" and 1" Pin Hole Diameter Top Link Ball Sockets Category 1 or 2</b>     |                               |                             |                     |                         |                     |                |
| <b>B236</b>  | B235                          | 2-3/8                       | 7/8                 | 1-1/2                   | 187392              | <b>18.63</b>   |

Pkg. Discount: 5% for 5 pkgs.

### THREE POINT LINKAGE PARTS ADJUSTABLE & FORGED DRAW PINS For 3-Point Hook-Up Tools



#### ADJUSTABLE PLATED

Shoulder adjusts to various stabilizer arm spacings.  
Cold rolled steel. Di-chromate plated.

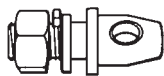
#### FORGED STEEL with SHOULDER

Pkg. Qty. 4

| SPEECO  |                                  |                                |                |                                  |                                  |                           |               |                |                                  |                                  |                                  |                           |              |  |
|---|----------------------------------|--------------------------------|----------------|----------------------------------|----------------------------------|---------------------------|---------------|----------------|----------------------------------|----------------------------------|----------------------------------|---------------------------|--------------|--|
| A<br>Pin<br>Diam.<br>Inches                   | E<br>Useable<br>Thread<br>Length | D<br>Thread<br>Diam.<br>Inches | Part<br>Number | C<br>Length<br>Overall<br>Inches | B<br>Useable<br>Length<br>Inches | Our<br>Sequence<br>Number | Per<br>Each   | Part<br>Number | E<br>Useable<br>Thread<br>Length | C<br>Length<br>Overall<br>Inches | B<br>Useable<br>Length<br>Inches | Our<br>Sequence<br>Number | Per<br>Each  |  |
|   |                                  |                                |                |                                  |                                  |                           |               | DRAW PIN       |                                  |                                  |                                  |                           |              |  |
| <b>Category 0 with Washer and 2 Nuts</b>      |                                  |                                |                |                                  |                                  |                           |               |                |                                  |                                  |                                  |                           |              |  |
| <b>Adjustable Regular Type</b>                |                                  |                                |                |                                  |                                  |                           |               |                |                                  |                                  |                                  |                           |              |  |
| 5/8   | 2                                | 5/8                            | <b>P7220</b>   | 3-7/8                            | 1-5/16                           | 188170                    | <b>\$3.34</b> | ---            | --                               | --                               | --                               | ....                      | <b>\$...</b> |  |
| <b>Category 1 with Washer and 2 Nuts</b>      |                                  |                                |                |                                  |                                  |                           |               |                |                                  |                                  |                                  |                           |              |  |
| <b>Adjustable Regular Type</b>                |                                  |                                |                |                                  |                                  |                           |               |                |                                  |                                  |                                  |                           |              |  |
| 7/8   | 2-5/8                            | 7/8                            | <b>P722</b>    | 5                                | 1-5/8                            | 186112                    | <b>4.03</b>   | <b>P728</b>    | 1-5/8                            | 5-1/2                            | 1-3/4                            | 187904                    | <b>3.25</b>  |  |
| 7/8 Long                                      | --                               | 7/8                            | <b>LA-1*</b>   | 5-1/4                            | 1-3/4                            | 185888                    | <b>9.05</b>   | <b>P726</b>    | 1-1/8                            | 5-3/4                            | 1-3/4                            | 187902                    | <b>14.20</b> |  |
| <b>Category 2 with Washer and 2 Nuts</b>      |                                  |                                |                |                                  |                                  |                           |               |                |                                  |                                  |                                  |                           |              |  |
| <b>Adjustable Regular Type</b>                |                                  |                                |                |                                  |                                  |                           |               |                |                                  |                                  |                                  |                           |              |  |
| 1-1/8   | 3-5/8                            | 1-1/8                          | <b>P721</b>    | 6-1/8                            | 1-3/4                            | 186048                    | <b>10.80</b>  | <b>P7212</b>   | 2-3/8                            | 6-1/8                            | 1-3/4                            | 187968                    | <b>9.49</b>  |  |
| 1-1/8 Long                                    | --                               | 1-1/8                          | <b>LA-2*</b>   | 6-1/4                            | 1-15/16                          | 185892                    | <b>17.24</b>  | ---            | --                               | --                               | --                               | ....                      | <b>....</b>  |  |
| <b>Category 0 to 1 with Washer and 2 Nuts</b> |                                  |                                |                |                                  |                                  |                           |               |                |                                  |                                  |                                  |                           |              |  |
| <b>Adjustable Reducing Type</b>               |                                  |                                |                |                                  |                                  |                           |               |                |                                  |                                  |                                  |                           |              |  |
| 7/8   | 2                                | 5/8                            | <b>P7221</b>   | 4-1/2                            | 1-3/4                            | 188171                    | <b>6.21</b>   | <b>P7248</b>   | 5/8                              | 4-1/2                            | 1-15/16                          | 187974                    | <b>10.30</b> |  |
| <b>Category 1 to 2 with Washer and 2 Nuts</b> |                                  |                                |                |                                  |                                  |                           |               |                |                                  |                                  |                                  |                           |              |  |
| <b>Adjustable Reducing Type</b>               |                                  |                                |                |                                  |                                  |                           |               |                |                                  |                                  |                                  |                           |              |  |
| 1-1/8   | 2-7/16                           | 7/8                            | <b>P724</b>    | 5-1/4                            | 1-3/4                            | 186176                    | <b>8.18</b>   | <b>P7240</b>   | 1-5/8                            | 5-1/4                            | 1-13/16                          | 188173                    | <b>8.02</b>  |  |
| 1-1/8 Long                                    | --                               | 7/8                            | ---            | --                               | --                               | ....                      | ....          | <b>LA1-2*</b>  | --                               | 5-1/4                            | 1-3/4                            | 185896                    | <b>12.75</b> |  |
| 1-1/8 Long                                    | --                               | 7/8                            | ---            | --                               | --                               | ....                      | ....          | <b>P7246</b>   | 2-1/4                            | 6-5/16                           | 2-1/4                            | 187972                    | <b>12.92</b> |  |
| <b>Category 2 to 3 with Washer and 2 Nuts</b> |                                  |                                |                |                                  |                                  |                           |               |                |                                  |                                  |                                  |                           |              |  |
| <b>Adjustable Reducing Type</b>               |                                  |                                |                |                                  |                                  |                           |               |                |                                  |                                  |                                  |                           |              |  |
| 1-7/16  | 3-3/8                            | 1-1/8                          | <b>P7211</b>   | 6-1/2                            | 2                                | 188032                    | <b>21.41</b>  | ---            | --                               | --                               | --                               | ....                      | <b>....</b>  |  |

\*Miller

#### STABILIZER STUB PINS Di-Chromate Plated



P781



P711

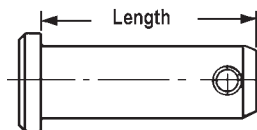
| Pin<br>Diam.<br>Inches                          | Thread<br>Diam.<br>Inches | Speeco<br>Part<br>Number | Length<br>Overall<br>Inches | Useable<br>Length<br>Inches | Our<br>Sequence<br>Number | Per<br>Each   | Pin<br>Diam.<br>Inches | Thread<br>Diam.<br>Inches | Speeco<br>Part<br>Number | Overall<br>Length<br>Inches | Useable<br>Length<br>Inches | Our<br>Sequence<br>Number | Per<br>Each   |
|---|---------------------------|--------------------------|-----------------------------|-----------------------------|---------------------------|---------------|------------------------|---------------------------|--------------------------|-----------------------------|-----------------------------|---------------------------|---------------|
| STABILIZER STUB                                 |                           |                          |                             |                             |                           |               | STABILIZER STUB        |                           |                          |                             |                             |                           |               |
| <b>Stabilizer Stub Pins with Nut and Washer</b> |                           |                          |                             |                             |                           |               |                        |                           |                          |                             |                             |                           |               |
| 7/8   | 5/8                       | <b>P781</b>              | 2-5/8                       | 3/8                         | 188168                    | <b>\$2.93</b> | 7/8 Long               | 7/8                       | <b>P711</b>              | 3-1/4                       | 1/2                         | 186038                    | <b>\$4.90</b> |

#### CATEGORY III CLEVIS DRAW PIN

Plated

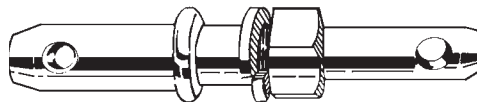


Di-Chromate  
Plated



#### DUAL CATEGORY DRAW PINS

Plated



Drilled for 7/16" Lynch Pin.

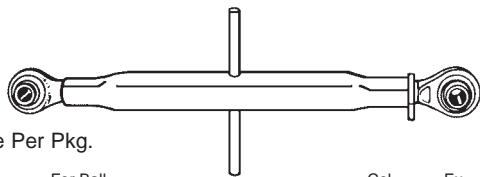
Pkg. Qty. 4

Allows use of same implement with two categories of tractor without changing pin. Nut and lock washer included.

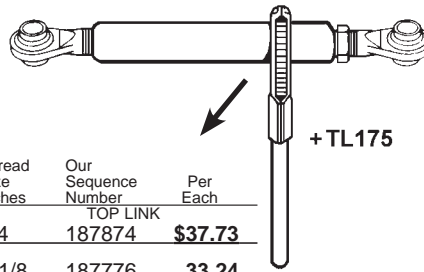
| Part<br>Number            | Pin<br>Diam.<br>Inches | Useable<br>Length | Length<br>Overall<br>Inches | Wt.<br>Lbs. | Our<br>Sequence<br>Number | Per<br>Each    | Part<br>Number | Pin<br>Diam.<br>Inches | Thread<br>Diam.<br>Inches | Length<br>Overall<br>Inches | Wt.<br>Lbs. | Our<br>Sequence<br>Number | Per<br>Each |
|---------------------------|------------------------|-------------------|-----------------------------|-------------|---------------------------|----------------|----------------|------------------------|---------------------------|-----------------------------|-------------|---------------------------|-------------|
| DRAW PIN                  |                        |                   |                             |             |                           |                | DRAW PIN       |                        |                           |                             |             |                           |             |
| <b>P7230</b>              | 1-7/16                 | 4-1/2             | 6                           | 3           | 188230                    | <b>\$13.89</b> |                |                        |                           |                             |             |                           |             |
| <b>P7231</b>              | 1-7/16                 | 6-1/4             | 7-3/4                       | 3-1/2       | 188235                    | <b>15.20</b>   |                |                        |                           |                             |             |                           |             |
| <b>CATEGORY 1 &amp; 2</b> |                        |                   |                             |             |                           |                |                |                        |                           |                             |             |                           |             |
| <b>P7249</b>              | 7/8 & 1-1/8            | 1                 | 8                           | 2           | 187976                    | <b>\$14.63</b> |                |                        |                           |                             |             |                           |             |

Pin Qty. Disc: 5% for 5 pkgs.  
Bushing Qty. Disc: 5% for 5 pkgs.

Pins can be mixed for quantity discount  
Bushings can be mixed for quantity discount



TOP LINKS

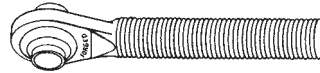


One Per Pkg.

| For Pin Size Inches | For Ball Socket Size Inches | Category No. | Speeco Part Number  | Collapsed Length Inches | Extended Length Inches | Thread Size Inches | Our Sequence Number | Per Each       |
|---------------------|-----------------------------|--------------|---------------------|-------------------------|------------------------|--------------------|---------------------|----------------|
| 5/8                 | 5/8                         | 0            | <b>TL197</b>        | 13                      | 18                     | 3/4                | 187874              | <b>\$37.73</b> |
| 3/4                 | 3/4                         | 1            | <b>TL165P Hvy.*</b> | 21                      | 31                     | 1-1/8              | 187776              | <b>33.24</b>   |
| 1                   | 1                           | 2            | <b>TL173P Hvy.</b>  | 23                      | 32                     | 1-1/4              | 187780              | <b>93.75</b>   |
| 1                   | 1                           | 2            | <b>TL174P</b>       | 21                      | 31                     | 1-1/8              | 187784              | <b>43.43</b>   |
| 1                   | 1                           | 2            | <b>+TL175 Hvy.*</b> | 23                      | 32                     | 1-1/4              | 187840              | <b>101.84</b>  |
| 1-1/4               | 1-1/4                       | 3            | <b>TL187 Hvy.</b>   | 25.5                    | 37                     | 1-3/8              | 187872              | <b>174.65</b>  |

\* With Thread Lock. + Ratchet Handle Only  
**TOP LINK REPAIR ENDS**

One Per Pkg.



LH in Part Number indicates Left Hand Thread  
RH in Part Number indicates Right Hand Thread

| Pinhole Size Inches | Category No. | Type   | Speeco Part Number | Fits  | Thread Size Inches | Our Sequence Number | Each           |
|---------------------|--------------|--------|--------------------|-------|--------------------|---------------------|----------------|
| 3/4                 | 1            | Welded | <b>RE113 LH</b>    | TL111 | 1                  | 187885              | <b>\$21.13</b> |
| 3/4                 | 1            | Forged | <b>RE1619 LH</b>   | TL165 | 1-1/8              | 187893              | <b>23.02</b>   |
| 3/4                 | 1            | Forged | <b>RE1620 RH</b>   | TL165 | 1-1/8              | 187895              | <b>23.02</b>   |
| 1                   | 2            | Welded | <b>RE1212 LH</b>   | TL127 | 1-1/4              | 187889              | <b>42.29</b>   |
| 1                   | 2            | Forged | <b>RE1717 LH</b>   | TL173 | 1-1/4              | 187897              | <b>35.04</b>   |
| 1                   | 2            | Forged | <b>RE1718 RH</b>   | TL173 | 1-1/4              | 187899              | <b>35.04</b>   |

DRAWBARS



ALL HEAT TREATED C1045 STEEL

| Part Number        | Drawbar Size, Inches   | Our Sequence Number | Per Each       |
|--------------------|--|---------------------|----------------|
| <b>DB418</b>       | <b>5/8" Pins and 20" Spacing with Seven 5/8" Holes</b><br>5/8x2x20           | 187140              | <b>\$29.25</b> |
| <b>DB4115 Reg.</b> | <b>7/8" Pins and 26" Spacing with Eleven 3/4" Holes</b><br>1-1/8x2-1/2x26    | 187136              | <b>61.56</b>   |
| <b>DB421 Reg.</b>  | <b>1-1/8" Pins and 26" Spacing with Eleven 3/4" Holes</b><br>1-1/4x3x26      | 187200              | <b>81.06</b>   |
| <b>DB422 Reg.</b>  | <b>1-1/8" Pins and 32" Spacing with Thirteen 3/4" Holes</b><br>1-1/4x3x32    | 187264              | <b>97.07</b>   |
| <b>DB431 Reg.</b>  | <b>1-7/16" Pins and 38" Spacing with Five 1-1/4" Holes</b><br>1-3/4x3-1/2x38 | 188206              | <b>189.72</b>  |

Date: 2000 **SPEECO HITCH ASSORTMENTS**

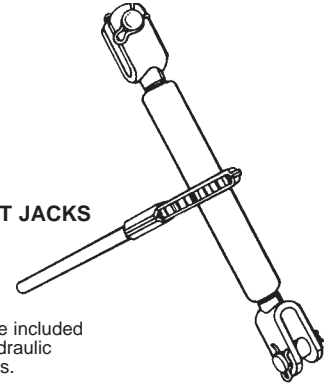
**DA28021 Three Point Hitch Assortment** Our Sequence #: Z91070  
Contains 72 pieces **\$482.42**  
One each of TL111, TL165 Top Link with Ball Sockets and SL1541 Ratchet Jack and DB4115 Drawbar; 4 each of B215, B223 Ball Socket and B241, B243, B245 Ball and P7221, P722, P724, P728, P7240 Draw Pins and P771, P772 Top Link Pins and P781A Stub Pin and P791, P792 Lynch Pin and B821, B831 Bushings.

**DA28150 Three Point Hitch Assortment** Our Sequence #: Z91040  
Contains 40 pieces **\$124.86**  
4 each of P721, P722, P724, P728 Draw Pins and P771, P772 Top Link Pins and P791, P792 Lynch Pins and B821, B831, Bushings.

**DA28202 Three Point Hitch Assortment** Our Sequence #: Z91060  
Contains 57 pieces **\$829.01**  
One each of TL127, TL173 Top Link with Ball Socket and DB421, DB422 Drawbar and SL1541 Ratchet Jack; 4 each of B2216, B214 Ball Socket and B242, B244, B246 Ball and P7212, P7211, P721 Draw Pin and P791, P792 Lynch Pins and P774 Top Link Pins and B832, B833 Bushings

**DA280200 Three Point Hitch Assortment** Our Sequence #: Z91050  
Contains 30 pieces **\$117.62**  
One each of TL197 Top Link with Ball Socket and DB418 Drawbar; 4 each of P794 Lynch Pins and B2226 Ball Socket and P776, P7720 Top Link Pins and B828, B829 Bushings.

SPEECO RATCHET JACKS



8-inch Stroke  
Replace 8" Cylinders  
1" Clevis pins & handle included  
Replaces standard hydraulic cylinders & screw jacks.

8,000 Lb. Push / 15,000 Lb. Pull

Housing made of Steel Tubing & Yoke & Handle made of steel.

| Part Number                                 | Collapsed Length Inches | Extended Length Inches | Thd. Size Inches | Wt. Lbs. | Per Each |
|---|-------------------------|------------------------|------------------|----------|----------|
| <b>SPEECO Ratchet Jack with Acme Thread</b> |                         |                        |                  |          |          |

Our Sequence Number: 188176

**SL1541GL** 20 28 1-1/4 14-1/4 **\$79.26**

Qty. Disc: 5 pkgs 5%

Date: 2000

TOP LINK CYLINDER




Category II only  
1" Swivel Pinhole  
1/2" NPT Ports

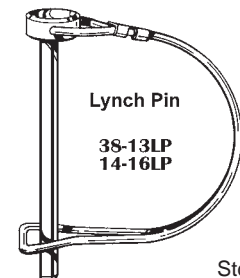
| Size Inches Bore x Stroke | PSI  | Price Weld-A-Cylinder Number | Shaft Diam. Inches | Overall Length Retracted Inches | Our Sequence Number | Per Each        |
|---------------------------|------|------------------------------|--------------------|---------------------------------|---------------------|-----------------|
| 3 x 10                    | 3000 | <b>BD-0228</b>               | 1-3/8              | 20-7/8                          | 104075              | <b>\$403.29</b> |

Date: 3300

POWER TAKE-OFF & LYNCH PINS



516-22LP  
38-20LP



Lynch Pin  
38-13LP  
14-16LP

| Part Number             | Pin Diam. Inches | Head Diam. Inches | Useable Length Inches | Wt. Lbs. | Our Sequence Number | Each |
|-------------------------|------------------|-------------------|-----------------------|----------|---------------------|------|
| <b>Miller Lock Pins</b> |                  |                   |                       |          |                     |      |

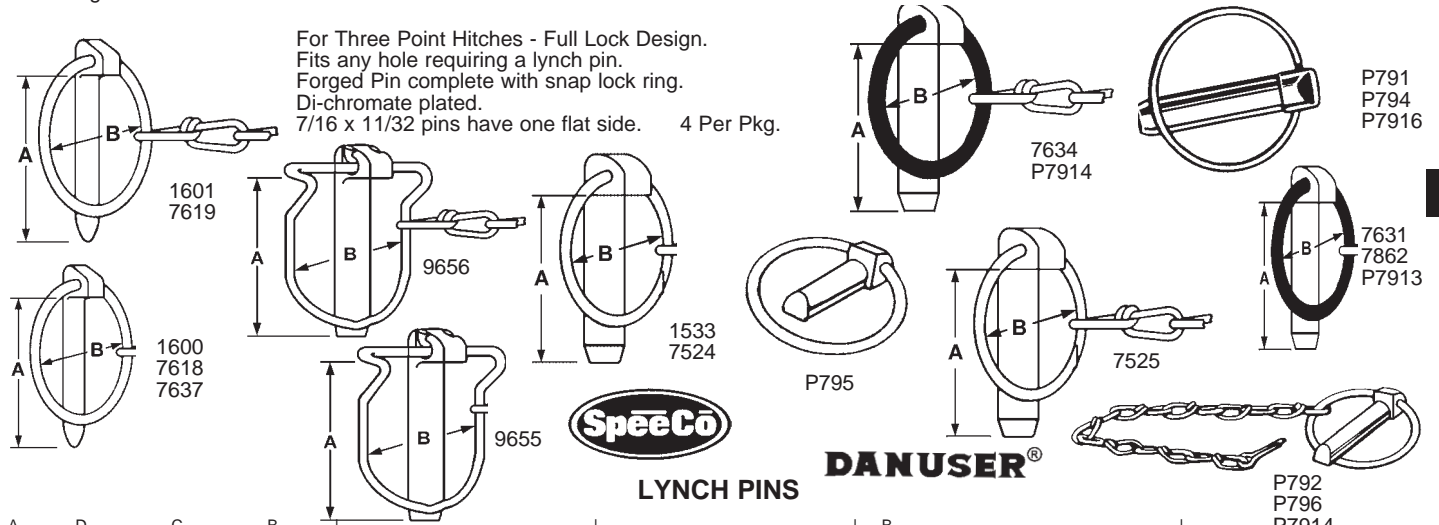
**516-22LP** 5/16 5/8 2-5/8 1/10 185601 **\$1.58**  
**38-20LP** 3/8 5/8 2-1/4 1/10 185536 **1.61**  
For 03-34-00037 use 516-22LP

**Miller Lynch Pins**  
**38-13LP** 3/8 5/8 1-1/2 1/10 185471 **1.70**  
**14-16LP** 1/4 1/2 1-3/4 1/10 185408 **1.76**

Qty. Disc: 5 pkgs 5%

**WHEN YOU THINK OF HYDRAULICS  
THINK OF US  
PHONE US FOR FAST SERVICE**

**QUALITY GOODS  
PROMPT WAREHOUSE SERVICE  
RIGHT PRICE**



For Three Point Hitches - Full Lock Design.  
Fits any hole requiring a lynch pin.  
Forged Pin complete with snap lock ring.  
Di-chromate plated.  
7/16 x 11/32 pins have one flat side. 4 Per Pkg.

| Pin Diam. Inches | D Overall Length Pin Inches | C Shank Length Pin Inches | B Inside Ring Diam. Inches | Without Chain Part Number | Our Sequence Number | Per Each | With Chain Part Number | Our Sequence Number | Per Each | B Inside Ring Diam. Inches | Without Chain Part Number | Our Sequence Number | Per Each | With Chain Part Number | Our Sequence Number | Per Each |
|------------------|-----------------------------|---------------------------|----------------------------|---------------------------|---------------------|----------|------------------------|---------------------|----------|----------------------------|---------------------------|---------------------|----------|------------------------|---------------------|----------|
|------------------|-----------------------------|---------------------------|----------------------------|---------------------------|---------------------|----------|------------------------|---------------------|----------|----------------------------|---------------------------|---------------------|----------|------------------------|---------------------|----------|

| LYNCH PIN  |         |         |       |       |        |      |       |        |      |       |      |        |      |      |        |      |
|--|---------|---------|-------|-------|--------|------|-------|--------|------|-------|------|--------|------|------|--------|------|
| Standard Long-Shank Pin-Ring Will Not Fit Over End of Pin              |         |         |       |       |        |      |       |        |      |       |      |        |      |      |        |      |
| 7/16   | 2-1/8   | 1-3/4   | 1-1/4 | P791  | 186240 | 0.47 | P792  | 186304 | 2.12 | --    | --   | ---    | ---  | ---  | ---    | ---  |
| 7/16   | 2-7/16  | 2       | 1-3/8 | ---   | ---    | ---  | ---   | ---    | ---  | 1-7/8 | 7524 | 179070 | 3.16 | 7525 | 179072 | 4.49 |
| 7/16   | 2-3/16  | 1-3/4   | --    | ---   | ---    | ---  | ---   | ---    | ---  | 1-3/8 | 1533 | 179068 | 2.90 | ---  | ---    | ---  |
| Black Ring Heavy Duty Long-Shank Pin-Ring Will Not Fit Over End of Pin |         |         |       |       |        |      |       |        |      |       |      |        |      |      |        |      |
| 7/16   | 2-3/16  | 1-3/4   | 1-1/2 | P7913 | 188035 | 1.22 | P7914 | 186890 | 2.78 | --    | --   | ---    | ---  | ---  | ---    | ---  |
| 7/16   | 2-3/16  | 1-3/4   | --    | ---   | ---    | ---  | ---   | ---    | ---  | 1-3/8 | 7631 | 179096 | 2.59 | 7634 | 179094 | 3.55 |
| 7/16   | 2-7/16  | 2       | --    | ---   | ---    | ---  | ---   | ---    | ---  | 1-5/8 | 7862 | 179098 | 3.61 | ---  | ---    | ---  |
| Safety Lock Long-Shank Pin-Ring Will Not Fit Over End of Pin           |         |         |       |       |        |      |       |        |      |       |      |        |      |      |        |      |
| 7/16   | 2-7/16  | 2       | --    | ---   | ---    | ---  | ---   | ---    | ---  | 1-3/4 | 9656 | 179088 | 3.75 | 9655 | 179086 | 4.86 |
| Short Shank Pin-Ring Will Not Fit Over End of Pin                      |         |         |       |       |        |      |       |        |      |       |      |        |      |      |        |      |
| 7/16   | 1-3/4   | 1-3/8   | 1-1/4 | P795  | 186752 | 1.00 | P796  | 186816 | 2.18 | --    | --   | ---    | ---  | ---  | ---    | ---  |
| Long Shank Pin-Ring Will Not Fit Over End of Pin                       |         |         |       |       |        |      |       |        |      |       |      |        |      |      |        |      |
| 3/16   | 1-35/64 | 1-1/4   | --    | ---   | ---    | ---  | ---   | ---    | ---  | 1     | 7637 | 179084 | 1.19 | ---  | ---    | ---  |
| 1/4  | 2-1/8   | 1-3/4   | 1-1/4 | P794  | 186880 | 0.59 | ---   | ---    | ---  | --    | --   | ---    | ---  | ---  | ---    | ---  |
| 1/4  | 2-9/64  | 1-3/4   | --    | ---   | ---    | ---  | ---   | ---    | ---  | 1-3/8 | 1600 | 179080 | 1.22 | 1601 | 179078 | 2.64 |
| 3/8  | 2-1/8   | 1-3/4   | 1-1/4 | P7916 | 186894 | 1.25 | ---   | ---    | ---  | ---   | ---  | ---    | ---  | ---  | ---    | ---  |
| 5/16   | 2-47/64 | 2-11/32 | --    | ---   | ---    | ---  | ---   | ---    | ---  | 1-5/8 | 7618 | 179076 | 1.93 | 7619 | 179074 | 3.35 |

\*Miller Pin Qty. Disc: 5% for 5 pkgs. Pins can be mixed for quantity discount  
Bushing Qty. Disc: 5% for 5 pkgs. Bushings can be mixed for quantity disc

TOP LINK PINS



| Pin Diam.         | Speeco Part Number | Length Overall Inches | Useable Length Inches | Our Sequence Number | Per Each |
|-------------------|--------------------|-----------------------|-----------------------|---------------------|----------|
| 5/8               | P776               | 4-7/16                | 3                     | 187074              | \$2.40   |
| <b>Category 0</b> |                    |                       |                       |                     |          |
| 3/4               | P771               | 4-1/2                 | 2-3/4                 | 186944              | 2.50     |
| 3/4               | TLP3*              | 4-3/4                 | 3                     | 185908              | 4.36     |
| 3/4               | P772               | 5-1/2                 | 3-7/8                 | 186058              | 2.62     |
| 3/4               | P7715              | 6-3/8                 | 4-3/4                 | 187076              | 3.65     |
| <b>Category 1</b> |                    |                       |                       |                     |          |
| 1                 | P7719              | 4-3/4                 | 3                     | 187077              | 6.68     |
| 1                 | TLP4250*           | 6                     | 4-1/4                 | 185906              | 10.15    |
| 1                 | P774               | 6                     | 4-3/8                 | 187072              | 5.49     |
| 1                 | P7720              | 7-1/16                | 5-3/8                 | 187078              | 8.05     |
| <b>Category 2</b> |                    |                       |                       |                     |          |
| 1-1/4             | P7711              | 6-1/2                 | 4-5/8                 | 188216              | 11.58    |
| <b>Category 3</b> |                    |                       |                       |                     |          |

\*Miller

BUSHINGS



Made of seamless cold rolled tubing. Heat treated and di-chromate plated. 4 Per Pkg.

| I.D. Size Inches                          | O.D. Size Inches | Length Inches | Speeco Part Number | Our Sequence Number | Per Each |
|---|------------------|---------------|--------------------|---------------------|----------|
| <b>BUSHING</b>                            |                  |               |                    |                     |          |
| 5/8                                       | 7/8              | 1-3/8         | B828               | 186375              | \$2.34   |
| <b>Draw Pin Bushing - Category 1 to 0</b> |                  |               |                    |                     |          |
| 7/8                                       | 1-1/8            | 1-3/4         | B821               | 186368              | 1.72     |
| 7/8                                       | 1-1/8            | 1-3/4         | AB1-2*             | 185900              | 2.30     |
| <b>Draw Pin Bushing - Category 1 to 2</b> |                  |               |                    |                     |          |
| 1-1/8                                     | 1-7/16           | 1-3/4         | B832               | 188096              | 2.47     |
| 1-1/8                                     | 1-7/16           | 2-1/2         | B8312#             | 186440              | 4.68     |
| <b>Draw Pin Bushing - Category 2 to 3</b> |                  |               |                    |                     |          |
| 5/8                                       | 3/4              | 1-5/8         | B829               | 186377              | 2.28     |
| <b>Top Link Bushing - Category 0 to 1</b> |                  |               |                    |                     |          |
| 3/4                                       | 1                | 1-15/16       | B831               | 186432              | 1.72     |
| <b>Top Link Bushing - Category 1 to 2</b> |                  |               |                    |                     |          |
| 1   | 1-1/4            | 1-3/4         | B833               | 188160              | 2.18     |
| <b>Top Link Bushing - Category 2 to 3</b> |                  |               |                    |                     |          |

\*Miller # With 15/32 Lynch Pin Hole

| TRACTOR CATEGORY DEFINITIONS (Per ASAE Standards) |                    |  |        |
|---|--------------------|--|--------|
|   | Tractor Horsepower | Linkage Dimensions Top Link Pin Lift Arm Pin |        |
| Category 0  | Up to 20           | 5/8  | 5/8    |
| Category 1  | 20 to 45           | 3/4  | 7/8    |
| Category 2  | 40 to 100          | 1  | 1-1/8  |
| Category 3  | 80 and over        | 1-1/4  | 1-7/16 |